




Almaty 2017

28TH WINTER UNIVERSIADE



NORDIC COMBINED

	Nordic Combined	1
1	Table of Contents	2
2	Medallists by Event	3
3	Medal Standings	4
4	Men's Individual Gundersen NH/10km	5
4.1	Cross-Country	6
4.1.1	Results	6
4.1.2	Competition Analysis	8
4.2	Ski Jumping	11
4.2.1	Intermediate Results	11
4.3	Official Training	12
4.3.1	Results - Session 1	12
4.3.2	Results - Session 2	14
5	Men's Individual Mass Start 10km/NH	16
5.1	Ski Jumping	17
5.1.1	Results	17
5.2	Cross-Country	19
5.2.1	Results	19
5.3	Official Training	21
5.3.1	Results - Session 1	21
6	Men's Team Gundersen NH/3x5km	23
6.1	Cross-Country	24
6.1.1	Results	24
6.2	Ski Jumping	26
6.2.1	Intermediate Results	26
7	Sport Related	27
7.1	Rescheduled Trial Round 1	27
7.2	Rescheduled Trial Round 2	28
7.3	Rescheduled First Competition Round 3	29
7.4	Trial Round Cancelled 4	30
7.5	Competition Round Cancelled 5	31
7.6	Training Round 3 cancelled 6	32



Medallists by Event

As of SUN 5 FEB 2017 at 16:10

After 3 OF 3 Events

Event Name	Date	Medal	Name	Country
Men's Team Gundersen NH/3x5km	SUN 5 FEB	GOLD	MARUSARZ Wojciech CIESLAR Adam SLOWIOK Pawel	POL
		SILVER	BORISOV Timofey MASTIEV Samir BARKOV Viacheslav	RUS
		BRONZE	HORIGOME Shota YAMAMOTO Go SONEHARA Go	JPN
Men's Individual Mass Start 10km/NH	FRI 3 FEB	GOLD	CIESLAR Adam	POL
		SILVER	SIMON Tobias	GER
		BRONZE	SONEHARA Go	JPN
Men's Individual Gundersen NH/10km	WED 1 FEB	GOLD	BARKOV Viacheslav	RUS
		SILVER	CIESLAR Adam	POL
		BRONZE	SLOWIOK Pawel	POL

Legend
NH Normal Hill



Almaty 2017
28TH WINTER UNIVERSIADE



Nordic Combined



Medal Standings

As of SUN 5 FEB 2017

After 3 OF 3 Events

Rank	Country	Tot				Rank by Total
		G	S	B	Tot.	
1	POL - Poland	2	1	1	4	1
2	RUS - Russian Federation	1	1		2	=2
3	GER - Germany		1		1	4
4	JPN - Japan			2	2	=2
Tot:		3	3	3	9	

Legend			
=	Equal sign indicates that two or more Countries share the same rank by total	B	Bronze
G	Gold	S	Silver
Tot.	Total		





Almaty 2017

28TH WINTER UNIVERSIADE



NORDIC COMBINED

Men's Individual Gundersen NH/10km



Almaty 2017

28TH WINTER UNIVERSIADE

WED 1 FEB 2017

Start Time 15:30 / End Time 16:20

Official Results

Jury / Competition Management		Course Information	
FIS Technical Delegate (TD)	PELKONEN Jyri (FIN)	Name:	2.5km red
FIS Assistant TD	KOLMAKOV Aleksandr (KAZ)	Height Difference (HD):	42m
Chief of Competition	ZHUKOV Sergey (RUS)	Maximum Climb (MC):	33m
Chief of Course	DEVETYAROV Igor (KAZ)	Total Climb (TC):	348m
FISU Technical Delegate	LUSTENBERGER Karl (SUI)	Course Length:	2480m
		Number of Laps:	4

Rank	Bib	Name	Country	Ski Jumping			Cross-Country		Time Behind
				Points	Rank	Time Diff.	Time	Rank	
1	4	BARKOV Viacheslav	RUS	114.2	4	0:58	23:28.5	4	24:26.5
2	3	CIESLAR Adam	POL	114.5	3	0:56	23:31.5	5	+1.0
3	7	SLOWIOK Pawel	POL	108.8	7	1:19	23:15.3	1	+7.8
4	8	WELDE David	GER	108.3	8	1:21	23:24.3	3	+18.8
5	1	YAMAMOTO Go	JPN	128.6	1	0:00	25:10.4	14	+43.9
6	2	SIMON Tobias	GER	123.1	2	0:22	24:49.1	13	+44.6
7	10	PASICHNYK Viktor	UKR	101.2	10	1:50	23:22.1	2	+45.6
8	13	MASTIEV Samir	RUS	100.5	13	1:52	23:33.6	6	+59.1
9	6	SONEHARA Go	JPN	109.5	6	1:16	24:14.6	9	+1:04.1
10	9	ZEMAN Martin	CZE	106.4	9	1:29	24:32.4	10	+1:34.9
11	12	MARUSARZ Wojciech	POL	100.6	12	1:52	24:33.7	11	+1:59.2
12	14	HORIGOME Shota	JPN	98.5	14	2:00	24:47.4	12	+2:20.9
13	5	YAMAMOTO Kazuma	JPN	111.5	5	1:08	26:07.0	17	+2:48.5
14	19	BALANDA Ruslan	UKR	80.8	19	3:11	24:04.3	7	+2:48.8
15	21	KIPIN Maksim	RUS	76.5	21	3:28	24:06.6	8	** +3:08.1
16	11	OKS Nikita	RUS	100.8	11	1:51	26:02.2	16	+3:26.7
17	15	OVSYANNIKOV Alexandr	RUS	98.4	15	2:01	25:56.2	15	+3:30.7
18	16	RAKPAROV Chingiz	KAZ	97.3	16	2:05	26:49.0	18	+4:27.5
19	20	KOLGANOV Andrey	RUS	80.6	20	3:12	26:55.8	20	+5:41.3
20	23	GAIRBEKOV Rassul	KAZ	70.2	23	3:54	29:13.4	22	** +8:40.9
21	26	ORUSSAYEV Eldar	KAZ	33.7	26	6:20	26:49.2	19	** +8:42.7
22	25	MOROZOV Valerii	UKR	38.6	25	6:00	27:22.4	21	** +8:55.9
23	18	HEIDE Raiko	EST	83.2	18	3:02	30:31.5	24	+9:07.0
24	24	AYBEK Aly	KAZ	64.6	24	4:16	30:11.2	23	** +10:00.7
25	22	BOCHKAREV Vyacheslav	KAZ	73.5	22	3:40	31:13.2	25	** +10:26.7

Did Not Finish					
17	KRAUSE Tom	GER	89.8	17	2:35





Official Results

Weather	Snow Conditions	Temperatures [°C]		Competitors / Countries					
		Air	Snow	Entries	Ranked	DNS	DNF	DSQ	LAP
Cloudy	Soft	-2.0°C	-2.0°C	26/8	25/8	0/0	1/1	0/0	0/0


Note:
Calculation of the time difference in individual events
 The amount of time that a competitor must wait before starting is calculated by converting the number of points behind into time. Each point behind is equivalent to four seconds, 15 points behind means a competitor starts one minute later than the competitor in front of him.

Wave
 To prevent significant start time differences, the Jury can decide upon the use of the "wave start". At the end of the Cross-Country race, the actual time difference after Ski Jumping will be adjusted accordingly.

Legend

**	Wave Start	DNF	Did Not Finish	DNS	Did Not Start
DQB	Disqualified for behaviour	DSQ	Disqualified	LAP	Lapped
NH	Normal Hill				





Almaty 2017

28th WINTER UNIVERSIADE

WED 1 FEB 2017

Start Time 15:30 / End Time 16:20

Competition Analysis

Course Information		Name: 2.5km red		Height Difference (HD): 42m		Maximum Climb (MC): 33m							
		Total Climb (TC): 348m		Course Length: 2480m		Number of Laps: 4							
Rank	Bib	Name	Country	Time Difference			Ski Jumping Points Rank		Time	TIME BEHIND		RANK	
		1.2 / 6.2			2.5 / 7.5			3.7 / 8.7		5.0 / 10.0			
		Time	Behind	Rk.	Time	Behind	Rk.	Time	Behind	Rk.	Time	Behind	Rk.
1	4	BARKOV Viacheslav	RUS	0:58			114.2 4		24:26.5	0.0		1	
Cumulative Time		4:05.9	+57.2	4	6:50.1	+49.6	4	10:01.7	+43.0	3	12:51.9	+40.1	5
Section Time		3:07.9	+12.8	11	2:44.2	+2.1	6	3:11.6	+8.7	9	2:50.2	+7.3	7
Cumulative Time		15:54.6	+22.1	3	18:47.6	+10.6	3	21:54.0	+0.1	2	24:26.5	0.0	1
Section Time		3:02.7	0.0	1	2:53.0	+3.7	11	3:06.4	+2.5	5	2:32.5	0.0	1
2	3	CIESLAR Adam	POL	0:56			114.5 3		24:27.5	+1.0		2	
Cumulative Time		4:05.5	+56.8	3	6:49.8	+49.3	3	10:02.4	+43.7	4	12:51.4	+39.6	3
Section Time		3:09.5	+14.4	13	2:44.3	+2.2	7	3:12.6	+9.7	10	2:49.0	+6.1	5
Cumulative Time		15:55.5	+23.0	4	18:48.3	+11.3	4	21:54.7	+0.8	3	24:27.5	+1.0	2
Section Time		3:04.1	+1.4	4	2:52.8	+3.5	9	3:06.4	+2.5	5	2:32.8	+0.3	2
3	7	SLOWIOK Pawel	POL	1:19			108.8 7		24:34.3	+7.8		3	
Cumulative Time		4:16.7	+1:08.0	7	7:00.7	+1:00.2	7	10:04.3	+45.6	7	12:53.1	+41.3	7
Section Time		2:57.7	+2.6	2	2:44.0	+1.9	4	3:03.6	+0.7	3	2:48.8	+5.9	4
Cumulative Time		15:56.2	+23.7	5	18:48.8	+11.8	5	21:55.3	+1.4	4	24:34.3	+7.8	3
Section Time		3:03.1	+0.4	3	2:52.6	+3.3	7	3:06.5	+2.6	7	2:39.0	+6.5	3
4	8	WELDE David	GER	1:21			108.3 8		24:45.3	+18.8		4	
Cumulative Time		4:16.1	+1:07.4	6	7:00.2	+59.7	5	10:03.1	+44.4	5	12:51.5	+39.7	4
Section Time		2:55.1	0.0	1	2:44.1	+2.0	5	3:02.9	0.0	1	2:48.4	+5.5	3
Cumulative Time		15:54.4	+21.9	2	18:47.2	+10.2	2	21:53.9	0.0	1	24:45.3	+18.8	4
Section Time		3:02.9	+0.2	2	2:52.8	+3.5	9	3:06.7	+2.8	8	2:51.4	+18.9	7
5	1	YAMAMOTO Go	JPN	0:00			128.6 1		25:10.4	+43.9		5	
Cumulative Time		3:08.7	0.0	1	6:00.5	0.0	1	9:18.7	0.0	1	12:11.8	0.0	1
Section Time		3:08.7	+13.6	12	2:51.8	+9.7	15	3:18.2	+15.3	12	2:53.1	+10.2	11
Cumulative Time		15:32.5	0.0	1	18:37.0	0.0	1	22:05.6	+11.7	5	25:10.4	+43.9	5
Section Time		3:20.7	+18.0	13	3:04.5	+15.2	15	3:28.6	+24.7	11	3:04.8	+32.3	19
6	2	SIMON Tobias	GER	0:22			123.1 2		25:11.1	+44.6		6	
Cumulative Time		3:35.3	+26.6	2	6:27.2	+26.7	2	9:50.8	+32.1	2	12:48.1	+36.3	2
Section Time		3:13.3	+18.2	16	2:51.9	+9.8	16	3:23.6	+20.7	14	2:57.3	+14.4	16
Cumulative Time		15:57.7	+25.2	7	18:50.2	+13.2	7	22:23.2	+29.3	6	25:11.1	+44.6	6
Section Time		3:09.6	+6.9	11	2:52.5	+3.2	6	3:33.0	+29.1	12	2:47.9	+15.4	6
7	10	PASICHNYK Viktor	UKR	1:50			101.2 10		25:12.1	+45.6		7	
Cumulative Time		4:53.5	+1:44.8	10	7:36.7	+1:36.2	11	10:44.2	+1:25.5	10	13:27.1	+1:15.3	9
Section Time		3:03.5	+8.4	8	2:43.2	+1.1	3	3:07.5	+4.6	5	2:42.9	0.0	1
Cumulative Time		16:31.5	+59.0	8	19:23.5	+46.5	10	22:27.4	+33.5	9	25:12.1	+45.6	7
Section Time		3:04.4	+1.7	6	2:52.0	+2.7	5	3:03.9	0.0	1	2:44.7	+12.2	4
8	13	MASTIEV Samir	RUS	1:52			100.5 13		25:25.6	+59.1		8	
Cumulative Time		4:54.2	+1:45.5	11	7:36.3	+1:35.8	10	10:43.7	+1:25.0	9	13:27.6	+1:15.8	10
Section Time		3:02.2	+7.1	6	2:42.1	0.0	1	3:07.4	+4.5	4	2:43.9	+1.0	2
Cumulative Time		16:32.1	+59.6	9	19:21.4	+44.4	8	22:26.9	+33.0	8	25:25.6	+59.1	8
Section Time		3:04.5	+1.8	8	2:49.3	0.0	1	3:05.5	+1.6	2	2:58.7	+26.2	11
9	6	SONEHARA Go	JPN	1:16			109.5 6		25:30.6	+1:04.1		9	
Cumulative Time		4:15.5	+1:06.8	5	7:00.5	+1:00.0	6	10:03.4	+44.7	6	12:52.6	+40.8	6
Section Time		2:59.5	+4.4	3	2:45.0	+2.9	9	3:02.9	0.0	1	2:49.2	+6.3	6
Cumulative Time		15:57.0	+24.5	6	18:49.6	+12.6	6	22:26.4	+32.5	7	25:30.6	+1:04.1	9
Section Time		3:04.4	+1.7	6	2:52.6	+3.3	7	3:36.8	+32.9	13	3:04.2	+31.7	17
10	9	ZEMAN Martin	CZE	1:29			106.4 9		26:01.4	+1:34.9		10	
Cumulative Time		4:29.9	+1:21.2	9	7:14.3	+1:13.8	9	10:31.2	+1:12.5	8	13:23.5	+1:11.7	8
Section Time		3:00.9	+5.8	5	2:44.4	+2.3	8	3:16.9	+14.0	11	2:52.3	+9.4	9
Cumulative Time		16:32.8	+1:00.3	10	19:22.8	+45.8	9	23:03.5	+1:09.6	10	26:01.4	+1:34.9	10
Section Time		3:09.3	+6.6	10	2:50.0	+0.7	2	3:40.7	+36.8	14	2:57.9	+25.4	10



FISU Partners

SAMURUK KAZHYNA
JUNIOR FEDERATION
NATIONAL WELFARE FUND
"SAMURUK KAZHYNA"


Coca-Cola

TECHNODOM
Doing everything with level

ВИАЖ

EMS KAZPOST

Dr.WEB®
Активирис



Almaty 2017


28th WINTER UNIVERSIADE

WED 1 FEB 2017

Start Time 15:30 / End Time 16:20

Competition Analysis

Rank	Bib	Name	Country	Time Difference			Ski Jumping Points Rank			Time	TIME BEHIND			RANK	
				1.2 / 6.2			2.5 / 7.5				3.7 / 8.7				5.0 / 10.0
				Time	Behind	Rk.	Time	Behind	Rk.	Time	Behind	Rk.	Time	Behind	Rk.
11	12	MARUSARZ Wojciech	POL				1:52	100.6	12	26:25.7	+1:59.2		11		
		Cumulative Time		4:54.9	+1:46.2	12	7:37.1	+1:36.6	12	10:45.9	+1:27.2	12	13:41.4	+1:29.6	11
		Section Time		3:02.9	+7.8	7	2:42.2	+0.1	2	3:08.8	+5.9	6	2:55.5	+12.6	14
		Cumulative Time		17:04.7	+1:32.2	11	20:04.5	+1:27.5	11	23:29.0	+1:35.1	11	26:25.7	+1:59.2	11
		Section Time		3:23.3	+20.6	14	2:59.8	+10.5	13	3:24.5	+20.6	9	2:56.7	+24.2	8
12	14	HORIGOME Shota	JPN				2:00	98.5	14	26:47.4	+2:20.9		12		
		Cumulative Time		5:05.0	+1:56.3	14	7:52.1	+1:51.6	14	11:15.8	+1:57.1	14	14:07.9	+1:56.1	13
		Section Time		3:05.0	+9.9	9	2:47.1	+5.0	12	3:23.7	+20.8	15	2:52.1	+9.2	8
		Cumulative Time		17:25.6	+1:53.1	13	20:20.2	+1:43.2	12	23:45.2	+1:51.3	12	26:47.4	+2:20.9	12
		Section Time		3:17.7	+15.0	12	2:54.6	+5.3	12	3:25.0	+21.1	10	3:02.2	+29.7	14
13	5	YAMAMOTO Kazuma	JPN				1:08	111.5	5	27:15.0	+2:48.5		13		
		Cumulative Time		4:17.5	+1:08.8	8	7:09.6	+1:09.1	8	10:44.9	+1:26.2	11	13:42.1	+1:30.3	12
		Section Time		3:09.5	+14.4	13	2:52.1	+10.0	17	3:35.3	+32.4	17	2:57.2	+14.3	15
		Cumulative Time		17:19.2	+1:46.7	12	20:21.2	+1:44.2	13	24:14.6	+2:20.7	13	27:15.0	+2:48.5	13
		Section Time		3:37.1	+34.4	18	3:02.0	+12.7	14	3:53.4	+49.5	19	3:00.4	+27.9	12
14	19	BALANDA Ruslan	UKR				3:11	80.8	19	27:15.3	+2:48.8		14		
		Cumulative Time		6:36.3	+3:27.6	18	9:23.0	+3:22.5	18	12:33.3	+3:14.6	17	15:26.4	+3:14.6	17
		Section Time		3:25.3	+30.2	22	2:46.7	+4.6	10	3:10.3	+7.4	7	2:53.1	+10.2	11
		Cumulative Time		18:30.7	+2:58.2	16	21:22.4	+2:45.4	16	24:28.6	+2:34.7	14	27:15.3	+2:48.8	14
		Section Time		3:04.3	+1.6	5	2:51.7	+2.4	3	3:06.2	+2.3	4	2:46.7	+14.2	5
15	21	KIPIN Maksim	RUS				3:28	76.5	21	27:34.6	+3:08.1		15		
		Cumulative Time		6:43.8	+3:35.1	21	9:30.6	+3:30.1	19	12:40.9	+3:22.2	18	15:33.8	+3:22.0	18
		Section Time		3:15.8	+20.7	17	2:46.8	+4.7	11	3:10.3	+7.4	7	2:52.9	+10.0	10
		Cumulative Time		18:39.6	+3:07.1	17	21:31.3	+2:54.3	17	24:37.3	+2:43.4	15	27:34.6	+3:08.1	15
		Section Time		3:05.8	+3.1	9	2:51.7	+2.4	3	3:06.0	+2.1	3	2:57.3	+24.8	9
16	11	OKS Nikita	RUS				1:51	100.8	11	27:53.2	+3:26.7		16		
		Cumulative Time		5:00.5	+1:51.8	13	7:51.4	+1:50.9	13	11:14.8	+1:56.1	13	14:08.4	+1:56.6	14
		Section Time		3:09.5	+14.4	13	2:50.9	+8.8	14	3:23.4	+20.5	13	2:53.6	+10.7	13
		Cumulative Time		17:39.6	+2:07.1	14	20:54.9	+2:17.9	14	24:50.7	+2:56.8	17	27:53.2	+3:26.7	16
		Section Time		3:31.2	+28.5	15	3:15.3	+26.0	21	3:55.8	+51.9	20	3:02.5	+30.0	16
17	15	OVSYANNIKOV Alexandr	RUS				2:01	98.4	15	27:57.2	+3:30.7		17		
		Cumulative Time		5:07.5	+1:58.8	15	7:57.2	+1:56.7	15	11:25.9	+2:07.2	15	14:28.6	+2:16.8	15
		Section Time		3:06.5	+11.4	10	2:49.7	+7.6	13	3:28.7	+25.8	16	3:02.7	+19.8	17
		Cumulative Time		18:01.5	+2:29.0	15	21:09.3	+2:32.3	15	24:50.3	+2:56.4	16	27:57.2	+3:30.7	17
		Section Time		3:32.9	+30.2	17	3:07.8	+18.5	17	3:41.0	+37.1	15	3:06.9	+34.4	20
18	16	RAKPAROV Chingiz	KAZ				2:05	97.3	16	28:54.0	+4:27.5		18		
		Cumulative Time		5:26.6	+2:17.9	16	8:26.6	+2:26.1	16	12:03.7	+2:45.0	16	15:07.9	+2:56.1	16
		Section Time		3:21.6	+26.5	19	3:00.0	+17.9	19	3:37.1	+34.2	18	3:04.2	+21.3	18
		Cumulative Time		18:48.0	+3:15.5	18	21:55.8	+3:18.8	18	25:52.0	+3:58.1	18	28:54.0	+4:27.5	18
		Section Time		3:40.1	+37.4	20	3:07.8	+18.5	17	3:56.2	+52.3	21	3:02.0	+29.5	13
19	20	KOLGANOV Andrey	RUS				3:12	80.6	20	30:07.8	+5:41.3		19		
		Cumulative Time		6:39.7	+3:31.0	20	9:44.4	+3:43.9	20	13:22.7	+4:04.0	19	16:30.3	+4:18.5	19
		Section Time		3:27.7	+32.6	23	3:04.7	+22.6	22	3:38.3	+35.4	20	3:07.6	+24.7	19
		Cumulative Time		20:10.4	+4:37.9	19	23:22.1	+4:45.1	19	27:05.6	+5:11.7	19	30:07.8	+5:41.3	19
		Section Time		3:40.1	+37.4	20	3:11.7	+22.4	19	3:43.5	+39.6	17	3:02.2	+29.7	14
20	23	GAIRBEKOV Rassul	KAZ				3:54	70.2	23	33:07.4	+8:40.9		20		
		Cumulative Time		7:24.6	+4:15.9	23	10:37.7	+4:37.2	23	14:36.2	+5:17.5	23	18:03.5	+5:51.7	21
		Section Time		3:30.6	+35.5	24	3:13.1	+31.0	24	3:58.5	+55.6	23	3:27.3	+44.4	22
		Cumulative Time		22:06.9	+6:34.4	20	25:35.9	+6:58.9	20	29:46.0	+7:52.1	20	33:07.4	+8:40.9	20
		Section Time		4:03.4	+1:00.7	22	3:29.0	+39.7	22	4:10.1	+1:06.2	22	3:21.4	+48.9	22



Almaty 2017

28th WINTER UNIVERSIADE

WED 1 FEB 2017

Start Time 15:30 / End Time 16:20

Competition Analysis

Rank	Bib	Name	Country	Time Difference			Ski Jumping Points Rank			Time	TIME BEHIND			RANK	
				1.2 / 6.2			2.5 / 7.5				3.7 / 8.7				5.0 / 10.0
				Time	Behind	Rk.	Time	Behind	Rk.	Time	Behind	Rk.	Time	Behind	Rk.
21	26	ORUSSAYEV Eldar	KAZ				6:20			33.7	26		33:09.2	+8:42.7	21
		Cumulative Time		9:44.1	+6:35.4	26	12:44.5	+6:44.0	26	16:21.9	+7:03.2	25	19:30.9	+7:19.1	25
		Section Time		3:24.1	+29.0	21	3:00.4	+18.3	21	3:37.4	+34.5	19	3:09.0	+26.1	20
		Cumulative Time		23:09.6	+7:37.1	25	26:21.7	+7:44.7	23	30:04.9	+8:11.0	22	33:09.2	+8:42.7	21
		Section Time		3:38.7	+36.0	19	3:12.1	+22.8	20	3:43.2	+39.3	16	3:04.3	+31.8	18
22	25	MOROZOV Valerii	UKR				6:00			38.6	25		33:22.4	+8:55.9	22
		Cumulative Time		9:23.7	+6:15.0	25	12:23.8	+6:23.3	25	16:13.6	+6:54.9	24	19:24.0	+7:12.2	24
		Section Time		3:23.7	+28.6	20	3:00.1	+18.0	20	3:49.8	+46.9	21	3:10.4	+27.5	21
		Cumulative Time		22:56.7	+7:24.2	23	26:02.6	+7:25.6	22	29:46.6	+7:52.7	21	33:22.4	+8:55.9	22
		Section Time		3:32.7	+30.0	16	3:05.9	+16.6	16	3:44.0	+40.1	18	3:35.8	+1:03.3	24
23	18	HEIDE Raiko	EST				3:02			83.2	18		33:33.5	+9:07.0	23
		Cumulative Time		6:39.2	+3:30.5	19	9:54.3	+3:53.8	21	14:16.6	+4:57.9	20	17:46.9	+5:35.1	20
		Section Time		3:37.2	+42.1	26	3:15.1	+33.0	26	4:22.3	+1:19.4	25	3:30.3	+47.4	23
		Cumulative Time		22:16.0	+6:43.5	21	25:47.6	+7:10.6	21	30:14.4	+8:20.5	23	33:33.5	+9:07.0	23
		Section Time		4:29.1	+1:26.4	23	3:31.6	+42.3	23	4:26.8	+1:22.9	24	3:19.1	+46.6	21
24	24	AYBEK Aly	KAZ				4:16			64.6	24		34:27.2	+10:00.7	24
		Cumulative Time		7:33.5	+4:24.8	24	10:39.0	+4:38.5	24	14:29.1	+5:10.4	21	18:21.0	+6:09.2	23
		Section Time		3:17.5	+22.4	18	3:05.5	+23.4	23	3:50.1	+47.2	22	3:51.9	+1:09.0	25
		Cumulative Time		22:57.9	+7:25.4	24	26:35.5	+7:58.5	24	30:53.4	+8:59.5	24	34:27.2	+10:00.7	24
		Section Time		4:36.9	+1:34.2	24	3:37.6	+48.3	24	4:17.9	+1:14.0	23	3:33.8	+1:01.3	23
25	22	BOCHKAREV Vyacheslav	KAZ				3:40			73.5	22		34:53.2	+10:26.7	25
		Cumulative Time		7:12.6	+4:03.9	22	10:27.0	+4:26.5	22	14:31.7	+5:13.0	22	18:13.0	+6:01.2	22
		Section Time		3:32.6	+37.5	25	3:14.4	+32.3	25	4:04.7	+1:01.8	24	3:41.3	+58.4	24
		Cumulative Time		22:51.9	+7:19.4	22	26:38.2	+8:01.2	25	31:08.6	+9:14.7	25	34:53.2	+10:26.7	25
		Section Time		4:38.9	+1:36.2	25	3:46.3	+57.0	25	4:30.4	+1:26.5	25	3:44.6	+1:12.1	25

Did Not Finish

Rank	Bib	Name	Country	Time	Behind	Rk.	Ski Jumping Points Rank	Time	Behind	Rk.
17		KRAUSE Tom	GER	2:35			89.8	17		
		Cumulative Time		5:35.0	+2:26.3	17	8:34.1	+2:33.6	17	
		Section Time		3:00.0	+4.9	4	2:59.1	+17.0	18	
		Cumulative Time								
		Section Time								

Legend

NH Normal Hill Rk Rank





Almaty 2017

28th WINTER UNIVERSIADE

WED 1 FEB 2017

Start Time 11:00 / End Time 11:18

Intermediate Result Ski Jumping

Jury / Competition Management		Judges			Hill Data / Calculation		
FIS Technical Delegate (TD)	PELKONEN Jyri (FIN)	A	RAICH Danes (CZE)	Hill Size / (95%)	106m (100.5m)		
Chief of Competition	KOLMAKOV Aleksandr (KAZ)	B	VETTORI Marion (AUT)	K-Point	95m		
FIS Assistant TD	ZHUKOV Sergey (RUS)	C	SATOH Mitsugu (JPN)	Meter Value	2.0 Points/m		
FIS Equipment Controller	FORRER Ueli (SUI)	D	KOROBOV Nikolay (KAZ)	Gate Factor	7.00 Points / m		
FISU Technical Delegate	LUSTENBERGER Karl (SUI)	E	STAHLHUT Erik (GER)	Wind Factors - head / tail	8.00 / 9.68		
				Seconds per Point	4		
				Points per Minute	15		

Rank	Bib	Name	Ctry Code	Speed [km/h]	Distance		Judges					Judges Points	Round Total	Diff.			
					[m]	Points	A	B	C	D	E						
1.	23	YAMAMOTO Go	JPN	88.5	102.0	74.0	18.5	18.5	18.0	18.5	18.0	55.0	12	0.05	-0.4	128.6	0:00
2.	21	SIMON Tobias	GER	88.6	99.5	69.0	18.0	17.5	17.5	18.0	17.5	53.0	12	-0.11	1.1	123.1	+0:22
3.	26	CIESLAR Adam	POL	88.6	95.5	61.0	17.5	17.5	17.5	18.0	17.5	52.5	12	-0.10	1.0	114.5	+0:56
4.	20	BARKOV Viacheslav	RUS	89.0	95.0	60.0	17.5	17.0	17.0	17.5	17.5	52.0	12	-0.23	2.2	114.2	+0:58
5.	8	YAMAMOTO Kazuma	JPN	88.5	95.0	60.0	16.5	17.0	17.0	17.0	17.0	51.0	12	-0.05	0.5	111.5	+1:08
6.	13	SONEHARA Go	JPN	88.1	93.0	56.0	17.5	17.0	17.0	17.0	17.5	51.5	12	-0.21	2.0	109.5	+1:16
7.	14	SLOWIOK Pawel	POL	88.5	93.0	56.0	17.0	16.5	17.0	17.0	16.5	50.5	12	-0.24	2.3	108.8	+1:19
8.	25	WELDE David	GER	89.2	93.5	57.0	17.0	17.5	17.0	17.0	17.5	51.5	12	0.02	-0.2	108.3	+1:21
9.	19	ZEMAN Martin	CZE	88.7	91.5	53.0	17.0	17.0	17.0	16.5	17.0	51.0	12	-0.25	2.4	106.4	+1:29
10.	24	PASICHNYK Viktor	UKR	88.4	91.0	52.0	16.5	16.5	16.5	16.5	16.5	49.5	12	0.04	-0.3	101.2	+1:50
11.	17	OKS Nikita	RUS	88.5	89.0	48.0	17.5	16.5	16.5	17.0	17.0	50.5	12	-0.24	2.3	100.8	+1:51
12.	18	MARUSARZ Wojciech Pawel	POL	88.3	89.5	49.0	17.0	16.5	16.5	16.0	16.5	49.5	12	-0.22	2.1	100.6	+1:52
13.	22	MASTIEV Samir	RUS	88.7	90.5	51.0	16.5	16.0	17.0	16.5	16.5	49.5	12	0.00	0.0	100.5	+1:52
14.	2	HORIGOME Shota	JPN	88.0	89.0	48.0	16.5	16.5	16.5	16.0	16.5	49.5	12	-0.10	1.0	98.5	+2:00
15.	12	OVSIANNIKOV Aleksandr	RUS	87.9	88.5	47.0	16.5	16.5	16.5	16.0	16.5	49.5	12	-0.20	1.9	98.4	+2:01
16.	5	RAKPAROV Chingiz	KAZ	88.6	89.0	48.0	16.5	16.0	16.5	17.0	16.5	49.5	12	0.02	-0.2	97.3	+2:05
17.	4	KRAUSE Tom	GER	88.6	85.0	40.0	16.0	16.0	16.0	16.0	16.0	48.0	12	-0.19	1.8	89.8	+2:35
18.	15	HEIDE Raiko	EST	88.4	81.5	33.0	16.5	16.0	16.5	16.5	16.5	49.5	12	-0.07	0.7	83.2	+3:02
19.	16	BALANDA Ruslan	UKR	87.9	81.0	32.0	16.5	15.5	15.5	15.0	16.0	47.0	12	-0.19	1.8	80.8	+3:11
20.	10	KOLGANOV Andrey	RUS	87.7	80.5	31.0	16.5	16.0	16.0	16.0	16.0	48.0	12	-0.17	1.6	80.6	+3:12
21.	6	KIPIN Maksim	RUS	88.4	81.0	32.0	14.5	15.0	15.0	15.0	15.5	45.0	12	0.06	-0.5	76.5	+3:28
22.	1	BOCHKAREV Vyacheslav	KAZ	87.7	79.0	28.0	15.0	15.5	15.5	15.0	15.5	46.0	12	0.06	-0.5	73.5	+3:40
23.	3	GAIRBEKOV Rassul	KAZ	87.6	78.5	27.0	14.0	14.5	14.5	15.0	14.5	43.5	12	0.04	-0.3	70.2	+3:54
24.	7	AYBEK Aly	KAZ	88.1	74.5	19.0	15.5	15.5	15.5	14.5	15.5	46.5	12	0.11	-0.9	64.6	+4:16
25.	11	MOROZOV Valerii	UKR	88.2	63.5	-3.0	13.0	13.0	13.5	12.5	13.0	39.0	12	-0.27	2.6	38.6	+6:00
26.	9	ORUSSAYEV Eldar	KAZ	87.5	62.0	-6.0	12.5	13.0	13.5	13.0	13.0	39.0	12	-0.07	0.7	33.7	+6:20

Competition / Weather Information											
	Time	Base Values			Weather	Temp. [°C]		Humid. [%]	Wind [m/s]		
		Wind	Gate	Length		Air	Snow		Min.	Max.	Aver.
Competition Round	11:00 - 11:18	0.00	12		cloudy	-2.8 / -2.7	-8.0 / -8.0	86 / 87	-0.27	0.11	-0.10

Statistics													
	Gate		Athletes	Falls	Distance [m]			Speed [km/h]			Jumpers / Countries		
	No.	Diff			Min.	Max.	Aver.	Min.	Max.	Aver.	In Start List	Started	With Results
Competition Round	12		26	0	62.0	102.0	86.5	87.5	89.2	88.3	26/8	26/8	26/8

Legend					
Aver.	Average	Ctry Code	Country Code	Diff.	Time Difference
Dist.	Distance	Humid.	Humidity	Max.	Maximum
Min.	Minimum	NH	Normal Hill	Temp.	Temperature





Almaty 2017

28th WINTER UNIVERSIADE

SUN 29 JAN 2017

Start Time 14:17 / End Time 15:12

Results

Jury / Competition Management		Judges			Hill Data / Calculation		
FIS Technical Delegate (TD)	PELKONEN Jyri (FIN)	A	RAICH Danes (CZE)	Hill Size / (95%)	106m (100.5m)		
Chief of Competition	KOLMAKOV Aleksandr (KAZ)	B	VETTORI Marion (AUT)	K-Point	95m		
FIS Assistant TD	ZHUKOV Sergey (RUS)	C	SATOH Mitsugu (JPN)	Meter Value	2.0 Points/m		
FIS Equipment Controller	FORRER Ueli (SUI)	D	KOROBOV Nikolay (KAZ)	Gate Factor	7.00 Points / m		
FISU Technical Delegate	LUSTENBERGER Karl (SUI)	E	STAHLHUT Erik (GER)	Wind Factors - head / tail	8.00 / 9.68		
				Seconds per Point	4		
				Points per Minute	15		

Bib	Name	Ctry Code	1st Round					2nd Round					3rd Round				
			Speed [km/h]	Dist. [m]	G / W	Comp. [m/s]	Points	Speed [km/h]	Dist. [m]	G / W	Comp. [m/s]	Points	Speed [km/h]	Dist. [m]	G / W	Comp. [m/s]	Points
			Rank	Rank	Points	Points	Rank	Rank	Rank	Points	Points	Rank	Rank	Rank	Points	Points	Rank
1	BOCHKAREV Vyacheslav	KAZ	86.3 21.	76.5 16.	11	0.82 -6.6	16.4 16.	86.1 23.	69.5 21.	11	1.03 -8.2	0.8 22.					
2	HORIGOME Shota	JPN	DNS					DNS									
3	GAIRBEKOV Rassul	KAZ	86.4 19.	76.0 17.	11	1.07 -8.6	13.4 18.	86.5 20.	77.0 19.	11	1.04 -8.3	15.7 20.					
4	KRAUSE Tom	GER	86.4 19.	68.0 21.	11	0.92 -7.4	-1.4 21.	87.1 15.	81.0 15.	11	1.27 -10.2	21.8 17.					
5	RAKPAROV Chingiz	KAZ	87.0 11.	76.0 17.	11	1.05 -8.4	13.6 17.	87.2 14.	83.0 11.	11	1.03 -8.2	27.8 15.					
6	GELVIG Dmitry	RUS	87.3 4.	79.0 14.	11	0.76 -6.1	21.9 14.	87.3 13.	82.0 12.	11	1.14 -9.1	24.9 16.					
7	KIPIN Maksim	RUS	86.9 14.	74.0 19.	11	0.68 -5.4	12.6 19.	87.0 17.	79.0 18.	11	1.01 -8.1	19.9 19.					
8	AYBEK Aly	KAZ	86.8 16.	65.0 22.	11	0.57 -4.6	-4.6 22.	87.1 15.	69.5 21.	11	0.75 -6.0	3.0 21.					
9	YAMAMOTO Kazuma	JPN	87.0 11.	89.0 9.	11	0.78 -6.2	41.8 9.	86.9 19.	90.5 6.	11	0.66 -5.3	45.7 8.					
10	ORUSSAYEV Eldar	KAZ	86.3 21.	59.0 23.	11	1.03 -8.2	-20.2 23.	86.3 22.	61.0 23.	11	0.44 -3.5	-11.5 23.					
11	KOLGANOV Andrey	RUS	86.0 23.	73.5 20.	11	0.59 -4.7	12.3 20.	86.5 20.	76.5 20.	11	0.31 -2.5	20.5 18.					
12	MOROZOV Valerii	UKR	DNS					DNS									
13	OVSIIANNIKOV Aleksandr	RUS	86.8 16.	86.0 12.	11	0.64 -5.1	36.9 11.	87.0 17.	81.5 14.	11	0.25 -2.0	31.0 14.					
14	BORISOV Timofey	RUS	87.5 2.	96.5 3.	11	0.94 -7.5	55.5 3.	87.5 11.	95.5 1.	09 6.8	0.37 -3.0	64.8 2.					
15	SONEHARA Go	JPN	86.9 14.	93.5 4.	11	0.92 -7.4	49.6 4.	87.4 12.	94.0 3.	11	0.15 -1.2	56.8 4.					
16	SLOWIOK Pawel	POL	87.0 11.	90.5 7.	11	0.76 -6.1	44.9 7.	87.7 9.	94.5 2.	11	0.48 -3.8	55.2 5.					
17	HEIDE Raiko	EST	DNS					DNS									
18	BALANDA Ruslan	UKR	DNS					DNS									
19	OKS Nikita	RUS	87.3 4.	83.0 13.	11	0.68 -5.4	30.6 13.	87.8 8.	87.0 9.	11	0.12 -1.0	43.0 10.					
20	MARUSARZ Wojciech Pawel	POL	86.8 16.	77.0 15.	11	0.78 -6.2	17.8 15.	87.6 10.	79.5 16.	11	-0.37 3.6	32.6 13.					
21	ZEMAN Martin	CZE	87.1 10.	86.5 11.	11	0.58 -4.6	38.4 10.	88.0 7.	86.0 10.	11	-0.34 3.3	45.3 9.					
22	BARKOV Viacheslav	RUS	87.3 4.	90.5 7.	11	0.76 -6.1	44.9 7.	88.2 3.	90.0 7.	11	-0.38 3.7	53.7 7.					
23	SIMON Tobias	GER	87.4 3.	97.0 2.	11	0.82 -6.6	57.4 2.	88.3 2.	93.5 5.	11	-0.53 5.1	62.1 3.					
24	MASTIEV Samir	RUS	87.3 4.	87.5 10.	11	1.48 -11.8	33.2 12.	88.1 5.	82.0 12.	11	-0.56 5.4	39.4 11.					



Results

Bib	Name	Ctry Code	1st Round					2nd Round					3rd Round				
			Speed	Dist.	G / W	Comp.	Points	Speed	Dist.	G / W	Comp.	Points	Speed	Dist.	G / W	Comp.	Points
			[km/h]	[m]	Gate	[m/s]	Rank	[km/h]	[m]	Gate	[m/s]	Rank	[km/h]	[m]	Gate	[m/s]	Rank
25	YAMAMOTO Go	JPN	87.2	101.0	11	0.93	64.6	88.2	94.0	11	-1.00	67.7					
			8.	1.		-7.4	1.	3.	3.		9.7	1.					
26	PASICHNYK Viktor	UKR	DNS					DNS									
27	WELDE David	GER	87.6	93.5	11	1.03	48.8	88.7	87.5	11	-0.93	54.0					
			1.	4.		-8.2	5.	1.	8.		9.0	6.					
28	CIESLAR Adam	POL	87.2	93.5	11	1.21	47.3	88.1	79.5	11	-1.06	39.3					
			8.	4.		-9.7	6.	5.	16.		10.3	12.					

Competition / Weather Information

	Time	Base Values			Weather	Temp. [°C]		Humid. [%]	Wind [m/s]		
		Wind	Gate	Length		Air	Snow		Min.	Max.	Aver.
1st Round	14:17 - 14:38	0.00	11		cloudy	1.1 / 1.1	-8.0 / -8.0	90 / 90	0.57	1.48	0.89
2nd Round	14:44 - 15:12	0.00	11		cloudy	1.1 / 1.1	-8.0 / -8.0	90 / 90	-1.06	1.27	0.22

Statistics

	Gate		Athletes	Falls	Distance [m]			Speed [km/h]			Jumpers / Countries		
	No.	Diff			Min.	Max.	Aver.	Min.	Max.	Aver.	In Start List	Started	With Results
1st Round	11		23	0	59.0	101.0	83.1	86.0	87.6	86.9	28/8	23/6	23/6
2nd Round	09		1	0	95.5	95.5	95.5	87.5	87.5	87.5	28/8	23/6	23/6
	11		22	0	61.0	94.5	82.6	86.1	88.7	87.4			

Note

A bolded line in the "Gate" column indicates a change in start gate assignment at that point.

Legend

Aver. Average
DNS Did not start
Min. Minimum

Ctry Code Country Code
Humid. Humidity
NH Normal Hill

Dist. Distance
Max. Maximum
Temp. Temperature



Almaty 2017

28th WINTER UNIVERSIADE

MON 30 JAN 2017

Start Time 10:00 / End Time 11:23

Results

Jury / Competition Management		Judges			Hill Data / Calculation		
FIS Technical Delegate (TD)	PELKONEN Jyri (FIN)	A	RAICH Danes (CZE)	Hill Size / (95%)	106m (100.5m)		
Chief of Competition	KOLMAKOV Aleksandr (KAZ)	B	VETTORI Marion (AUT)	K-Point	95m		
FIS Assistant TD	ZHUKOV Sergey (RUS)	C	SATOH Mitsugu (JPN)	Meter Value	2.0 Points/m		
FIS Equipment Controller	FORRER Ueli (SUI)	D	KOROBOV Nikolay (KAZ)	Gate Factor	7.00 Points / m		
FISU Technical Delegate	LUSTENBERGER Karl (SUI)	E	STAHLHUT Erik (GER)	Wind Factors - head / tail	8.00 / 9.68		
				Seconds per Point	4		
				Points per Minute	15		

Bib	Name	Ctry Code	1st Round					2nd Round					3rd Round				
			Speed [km/h]	Dist. [m]	G / W	Comp. [m/s]	Points	Speed [km/h]	Dist. [m]	G / W	Comp. [m/s]	Points	Speed [km/h]	Dist. [m]	G / W	Comp. [m/s]	Points
			Rank	Rank	Points	Points	Rank	Rank	Rank	Points	Points	Rank	Rank	Rank	Points	Points	Rank
1	BOCHKAREV Vyacheslav	KAZ	88.2 21.	70.0 22.	12	-1.17	21.3	88.3 22.	77.5 20.	13	-0.35	28.4	88.0 21.	77.5 19.	13	0.04	24.7
2	HORIGOME Shota	JPN	DNS					DNS					DNS				
3	GAIRBEKOV Rassul	KAZ	88.1 23.	73.0 19.	12	-1.64	31.9	88.0 26.	77.0 21.	13	-0.57	29.5	88.0 21.	78.0 18.	13	0.24	24.1
4	KRAUSE Tom	GER	88.5 16.	70.0 22.	12	-1.14	21.0	88.9 8.	85.0 14.	13	-0.68	46.6	89.0 6.	88.0 10.	13	0.12	45.0
5	RAKPAROV Chingiz	KAZ	88.4 18.	74.0 17.	12	-1.52	32.7	88.9 8.	83.0 15.	13	-0.58	41.6	88.9 8.	84.0 11.	13	-0.39	41.8
6	GELVIG Dmitry	RUS	88.4 18.	72.5 20.	12	-0.93	24.0	88.6 18.	75.0 22.	13	-0.92	28.9	89.0 6.	81.5 13.	13	-0.15	34.5
7	KIPIN Maksim	RUS	88.2 21.	73.5 18.	12	-1.02	26.9	88.8 15.	73.5 23.	13	-0.78	24.6	88.8 10.	80.0 15.	13	-0.30	32.9
8	AYBEK Aly	KAZ	88.7 12.	66.0 24.	12	-1.28	14.4	88.7 17.	65.5 24.	13	-0.48	5.6	88.7 14.	70.0 20.	13	-0.29	12.8
9	YAMAMOTO Kazuma	JPN	88.4 18.	87.0 13.	12	-1.26	56.2	88.9 8.	91.0 11.	13	-0.82	59.9	88.8 10.	93.0 6.	13	-0.36	59.5
10	ORUSSAYEV Eldar	KAZ	88.1 23.	63.0 25.	12	-1.67	12.2	88.2 23.	60.5 26.	13	-0.56	-3.6	88.3 18.	69.5 21.	13	-0.59	14.7
11	KOLGANOV Andrey	RUS	88.0 26.	71.0 21.	12	-1.78	29.2	88.2 23.	79.0 18.	13	-0.56	33.4	88.2 19.	78.5 16.	13	-0.12	28.2
12	MOROZOV Valerii	UKR	88.7 12.	60.0 26.	12	-1.49	4.4	88.9 8.	63.5 25.	13	-0.65	3.3	88.8 10.	62.5 22.	13	-0.47	-0.5
13	OVSANNIKOV Aleksandr	RUS	88.1 23.	76.5 16.	12	-1.38	36.4	88.2 23.	83.0 15.	13	-0.23	38.2	88.1 20.	81.0 14.	13	-0.19	33.8
14	BORISOV Timofey	RUS	89.3 2.	92.5 7.	12	-1.15	66.1	89.4 2.	100.0 2.	13	-0.22	72.1	DNS				
15	SONEHARA Go	JPN	88.8 10.	91.5 8.	13	-0.50	54.4	88.4 21.	95.0 4.	13	0.01	59.9	88.7 14.	96.0 1.	13	-0.22	64.1
16	SLOWIOK Pawel	POL	89.0 6.	93.5 5.	13	-0.47	58.1	88.8 15.	91.5 10.	13	-0.33	56.2	88.8 10.	94.5 5.	13	-0.30	61.9
17	HEIDE Raiko	EST	88.7 12.	80.0 15.	13	0.04	26.3	88.9 8.	78.0 19.	13	-0.57	31.5	88.9 8.	78.5 16.	13	-0.39	30.8
18	BALANDA Ruslan	UKR	88.5 16.	82.5 14.	13	-0.03	31.9	88.6 18.	83.0 15.	13	-0.16	37.5	88.6 17.	83.0 12.	13	-0.40	39.9
19	OKS Nikita	RUS	89.0 6.	90.5 10.	13	0.10	46.8	88.9 8.	89.5 12.	13	-0.42	53.1	DNS				
20	MARUSARZ Wojciech Pawel	POL	88.7 12.	87.5 12.	13	0.04	41.3	88.6 18.	89.5 12.	13	-0.52	54.0	88.7 14.	90.0 9.	13	-0.48	54.6
21	ZEMAN Martin	CZE	DNS					DNS					DNS				
22	BARKOV Viacheslav	RUS	89.2 3.	94.0 3.	13	-0.07	55.3	89.3 3.	92.0 9.	13	-0.26	56.5	89.3 2.	96.0 1.	13	-0.29	64.8
23	SIMON Tobias	GER	89.0 6.	96.0 2.	13	-0.13	59.9	89.0 7.	98.5 3.	13	-0.17	68.6	89.1 4.	95.0 3.	13	-0.42	64.1
24	MASTIEV Samir	RUS	89.2 3.	91.0 9.	13	-0.28	51.3	89.1 4.	93.0 7.	13	0.10	55.2	DNS				



Almaty 2017

28th WINTER UNIVERSIADE

MON 30 JAN 2017

Start Time 10:00 / End Time 11:23

Results

Bib	Name	Ctry Code	1st Round					2nd Round					3rd Round				
			Speed	Dist.	G / W	Comp.	Points	Speed	Dist.	G / W	Comp.	Points	Speed	Dist.	G / W	Comp.	Points
			[km/h]	[m]	Gate	[m/s]	Rank	[km/h]	[m]	Gate	[m/s]	Rank	[km/h]	[m]	Gate	[m/s]	Rank
25	YAMAMOTO Go	JPN	88.8	101.5	13	-0.28	72.3	88.9	102.0	13	-0.02	74.2	DNS				
			10.	1.	-3.4	2.7	1.	8.	1.		0.2	1.					
26	PASICHNYK Viktor	UKR	88.9	90.0	13	-0.42	50.7	89.1	92.5	13	0.02	54.8	89.1	91.5	13	-0.34	56.3
			9.	11.	-3.4	4.1	11.	4.	8.		-0.2	11.	4.	8.		3.3	8.
27	WELDE David	GER	89.7	93.0	13	-0.51	57.5	89.7	94.0	13	-0.19	59.8	89.7	92.0	13	-0.59	59.7
			1.	6.	-3.4	4.9	6.	1.	5.		1.8	7.	1.	7.		5.7	6.
28	CIESLAR Adam	POL	89.2	94.0	13	-0.57	60.1	89.1	93.5	13	-0.40	60.9	89.3	95.0	13	-0.41	64.0
			3.	3.	-3.4	5.5	3.	4.	6.		3.9	4.	2.	3.		4.0	4.

Competition / Weather Information

	Time	Base Values			Weather	Temp. [°C]		Humid. [%]	Wind [m/s]		
		Wind	Gate	Length		Air	Snow		Min.	Max.	Aver.
1st Round	10:00 - 10:24	0.00	12		Clear	-7.0 / -6.8	-10.0 / -10.0	55 / 55	-1.78	0.10	-0.82
2nd Round	10:32 - 10:53	0.00	13		Clear	-6.6 / -6.5	-9.0 / -9.0	55 / 55	-0.92	0.10	-0.41
3rd Round	11:03 - 11:23	0.00	13		Clear	-6.4 / -6.3	-9.0 / -9.0	55 / 55	-0.59	0.24	-0.29

Statistics

	Gate		Athletes	Falls	Distance [m]			Speed [km/h]			Jumpers / Countries		
	No.	Diff			Min.	Max.	Aver.	Min.	Max.	Aver.	In Start List	Started	With Results
1st Round	12		13	0	60.0	92.5	73.0	88.0	89.3	88.3	28/8	26/7	26/7
	13		13	0	80.0	101.5	91.1	88.5	89.7	88.9			
2nd Round	13		26	0	60.5	102.0	84.8	88.0	89.7	88.7	28/8	26/7	26/7
3rd Round	13		22	1	62.5	96.0	84.3	88.0	89.7	88.7	28/8	22/7	22/7

Legend

Aver. Average
DNS Did not start
Min. Minimum

Ctry Code Country Code
Humid. Humidity
NH Normal Hill

Dist. Distance
Max. Maximum
Temp. Temperature





Almaty 2017

28TH WINTER UNIVERSIADE



NORDIC COMBINED

Men's Individual Mass Start 10km/NH



Almaty 2017

28th WINTER UNIVERSIADE

FRI 3 FEB 2017

Start Time 15:30 / End Time 16:38

Results

Jury / Competition Management		Hill Data / Calculation	
FIS Technical Delegate (TD)	PELKONEN Jyri (FIN)	Hill Size / (95%)	106m (100.5m)
Chief of Competition	KOLMAKOV Aleksandr (KAZ)	K-Point	95m
FIS Assistant TD	ZHUKOV Sergey (RUS)	Meter Value	2.0 Points/m
FIS Equipment Controller	FORRER Ueli (SUI)	Gate Factor	7.00 Points / m
FISU Technical Delegate	LUSTENBERGER Karl (SUI)	Wind Factors - head / tail	8.00 / 9.68
		Seconds per Point	4
		Points per Minute	15

Rank	Bib	Name	Ctry Code	Race			Jump								Total		
				Time	Rk	Points	Speed [km/h]	Distance [m]	Distance Points	Gate / Wind Compensation	Faults	Round Points	Round Rank	Points			
						[m/s]		[m/s]									
1.	23	CIESLAR Adam	POL	22:56.6	2.	119.7	88.5	97.5	65.0	11	0.28	-2.2		62.8	3.	122.5	242.2
							88.7	95.5	61.0	12	0.16	-1.3		59.7	5.		
2.	19	SIMON Tobias	GER	23:29.3	6.	111.5	88.4	98.5	67.0	11	0.35	-2.8		64.2	2.	128.9	240.4
							88.7	97.0	64.0	12	-0.07	0.7		64.7	2.		
3.	21	SONEHARA Go	JPN	23:00.8	4.	118.5	87.6	90.0	50.0	11	-0.20	1.9		51.9	7.	114.7	233.2
							88.1	97.0	64.0	12	0.15	-1.2		62.8	4.		
4.	24	SLOWIOK Pawel	POL	22:55.2	1.	120.0	88.2	95.5	61.0	11	0.69	-5.5		55.5	6.	111.0	231.0
							88.4	92.0	54.0	12	-0.16	1.5		55.5	7.		
5.	13	YAMAMOTO Go	JPN	24:25.8	12.	97.2	87.9	98.5	67.0	11	0.24	-1.9		65.1	1.	133.7	230.9
							88.5	100.0	70.0	12	0.18	-1.4		68.6	1.		
6.	20	WELDE David	GER	23:01.9	5.	118.2	88.7	92.0	54.0	11	0.35	-2.8		51.2	8.	103.8	222.0
							89.3	91.5	53.0	12	-0.37	3.6	-4.0	52.6	9.		
7.	22	PASICHNYK Viktor	UKR	22:57.1	3.	119.5	88.3	88.5	47.0	11	-0.07	0.7		47.7	11.	97.0	216.5
							88.4	90.0	50.0	12	0.09	-0.7		49.3	10.		
8.	7	BORISOV Timofey	RUS	25:07.2	18.	87.0	88.5	95.5	61.0	11	0.17	-1.4		59.6	4.	122.8	209.8
							88.9	96.0	62.0	12	-0.12	1.2		63.2	3.		
9.	18	MARUSARZ Wojciech Pawel	POL	23:39.4	7.	109.0	88.0	87.5	45.0	11	0.14	-1.1		43.9	12.	98.2	207.2
							88.5	89.0	48.0	12	-0.65	6.3		54.3	8.		
10.	11	YAMAMOTO Kazuma	JPN	24:47.0	14.	92.0	88.0	94.5	59.0	11	0.36	-2.9		56.1	5.	112.3	204.3
							88.3	90.0	50.0	12	-0.64	6.2		56.2	6.		
11.	15	HORIGOME Shota	JPN	23:53.1	10.	105.5	87.9	90.0	50.0	11	0.24	-1.9		48.1	9.	93.3	198.8
							88.0	86.5	43.0	12	-0.23	2.2		45.2	13.		
12.	14	ZEMAN Martin	CZE	24:18.1	11.	99.2	88.1	90.5	51.0	11	0.40	-3.2		47.8	10.	95.5	194.7
							88.6	87.5	45.0	12	-0.28	2.7		47.7	11.		
13.	12	RAKPAROV Chingiz	KAZ	24:39.7	13.	93.7	88.3	84.5	39.0	11	0.21	-1.7		37.3	14.	84.0	177.7
							88.7	89.0	48.0	12	0.16	-1.3		46.7	12.		
14.	16	KIPIN Maksim	RUS	23:49.1	9.	106.5	88.0	83.0	36.0	11	0.32	-2.6		33.4	17.	70.8	177.3
							88.2	84.5	39.0	12	0.20	-1.6		37.4	16.		
15.	8	OKS Nikita	RUS	25:06.3	17.	87.2	87.8	83.5	37.0	11	-0.50	4.8		41.8	13.	84.5	171.7
							88.3	89.5	49.0	12	0.29	-2.3	-4.0	42.7	14.		
16.	17	BALANDA Ruslan	UKR	23:49.0	8.	106.5	87.9	83.0	36.0	11	0.20	-1.6		34.4	15.	64.1	170.6
							87.9	82.0	34.0	12	0.54	-4.3		29.7	19.		
17.	9	OVSANNIKOV Aleksandr	RUS	25:04.6	16.	87.7	87.7	81.0	32.0	11	-0.20	1.9		33.9	16.	73.8	161.5
							88.1	87.5	45.0	12	0.14	-1.1	-4.0	39.9	15.		
18.	10	GELVIG Dmitry	RUS	25:01.9	15.	88.2	88.1	80.0	30.0	11	0.05	-0.4		29.6	18.	64.6	152.8
							88.5	82.0	34.0	12	-0.10	1.0		35.0	17.		
19.	2	HEIDE Raiko	EST	29:15.8	23.	24.7	88.3	79.0	28.0	11	-0.11	1.1		29.1	19.	60.1	84.8
							88.5	80.0	30.0	12	-0.10	1.0		31.0	18.		
20.	4	AYBEK Aly	KAZ	27:51.8	21.	45.7	88.0	71.5	13.0	11	-0.51	4.9		17.9	22.	37.0	82.7
							88.2	74.0	18.0	12	-0.11	1.1		19.1	22.		
21.	3	GAIRBEKOV Rassul	KAZ	28:18.3	22.	39.2	87.4	76.0	22.0	11	-0.13	1.3	-4.0	19.3	20.	40.6	79.8
							87.7	78.5	27.0	12	0.21	-1.7	-4.0	21.3	20.		
22.	5	ORUSSAYEV Eldar	KAZ	26:54.9	20.	60.0	87.5	63.0	-4.0	11	-0.48	4.6	-4.0	-3.4	23.	-6.8	53.2
							87.7	66.0	2.0	12	0.18	-1.4	-4.0	-3.4	23.		
23.	6	MOROZOV Valerii	UKR	26:46.0	19.	62.2	88.0	60.0	-10.0	11	-0.22	2.1	-4.0	-11.9	24.	-22.0	40.2
							87.9	62.0	-6.0	12	0.01	-0.1	-4.0	-10.1	24.		
24.	1	BOCHKAREV Vyacheslav	KAZ	30:59.6	24.	-1.0	87.6	75.0	20.0	11	0.13	-1.0		19.0	21.	39.1	38.1
							87.7	73.5	17.0	12	-0.73	7.1	-4.0	20.1	21.		





Almaty 2017

28th WINTER UNIVERSIADE

FRI 3 FEB 2017

Start Time 15:30 / End Time 16:38

Results

Competition / Weather Information											
	Time	Base Values			Weather	Temp. [°C]		Humid. [%]	Wind [m/s]		
		Wind	Gate	Length		Air	Snow		Min.	Max.	Aver.
1st Round	15:30 - 15:51	0.00	11		cloudy	-1.8 / -1.9	-8.0 / -8.0	85 / 86	-0.51	0.69	0.07
Competition Round	16:15 - 16:38	0.00	12		cloudy	-1.9 / -2.0	-8.0 / -8.0	86 / 89	-0.73	0.54	-0.05

Statistics													
	Gate		Athletes	Falls	Distance [m]			Speed [km/h]			Jumpers / Countries		
	No.	Diff			Min.	Max.	Aver.	Min.	Max.	Aver.	In Start List	Started	With Results
1st Round	11		24	0	60.0	98.5	84.9	87.4	88.7	88.0	24/8	24/8	24/8
Competition Round	12		24	0	62.0	100.0	85.8	87.7	89.3	88.3	24/8	24/8	24/8

FIS Technical Delegate (TD)

PELKONEN Jyri (FIN)

Chief of Competition

KOLMAKOV Aleksandr (KAZ)

Legend

Aver. Average
Dist. Distance
Min. Minimum
Rk Rank


Ctry Code Country Code
Humid. Humidity
NH Normal Hill
Temp. Temperature

Diff. Difference
Max. Maximum
Pts Points





Men's Individual Mass Start 10km/NH - Cross-Country Race

Almaty 2017
28th WINTER UNIVERSIADE

FRI 3 FEB 2017

Start Time 10:00

Results Cross Country

Jury / Competition Management		Course Information	
FIS Technical Delegate (TD)	PELKONEN Jyri (FIN)	Height Difference (HD):	42m
FIS Assistant TD	KOLMAKOV Aleksandr (KAZ)	Maximum Climb (MC):	33m
Chief of Competition	ZHUKOV Sergey (RUS)	Total Climb (TC):	87m
Chief of Course	DEVETYAROV Igor (KAZ)	Course Length:	2500m
FISU Technical Delegate	LUSTENBERGER Karl (SUI)	Number of Laps:	4

Rank	Bib	Name	Country	Total Time	Rounded Behind	Points Difference
1	2	Slowiok Pawel	POL	22:55.2	0.0	120.0
2	1	Cieslar Adam	POL	22:56.6	1.0	119.7 -0.3
3	6	Pasichnyk Viktor	UKR	22:57.1	2.0	119.5 -0.5
4	8	Sonehara Go	JPN	23:00.8	6.0	118.5 -1.5
5	3	Welde David	GER	23:01.9	7.0	118.2 -1.8
6	5	Simon Tobias	GER	23:29.3	34.0	111.5 -8.5
7	10	Marusarz Wojciech	POL	23:39.4	44.0	109.0 -11.0
8	13	Balanda Ruslan	UKR	23:49.0	54.0	106.5 -13.5
9	14	Kipin Maksim	RUS	23:49.1	54.0	106.5 -13.5
10	11	Horigome Shota	JPN	23:53.1	58.0	105.5 -14.5
11	9	Zeman Martin	CZE	24:18.1	1:23.0	99.2 -20.8
12	4	Yamamoto Go	JPN	24:25.8	1:31.0	97.2 -22.8
13	17	Rakparov Chingiz	KAZ	24:39.7	1:45.0	93.7 -26.3
14	12	Yamamoto Kazuma	JPN	24:47.0	1:52.0	92.0 -28.0
15	26	Gelvig Dmitry	RUS	25:01.9	2:07.0	88.2 -31.8
16	16	Ovsyannikov Alexandr	RUS	25:04.6	2:09.0	87.7 -32.3
17	15	Oks Nikita	RUS	25:06.3	2:11.0	87.2 -32.8
18	25	Borisov Timofey	RUS	25:07.2	2:12.0	87.0 -33.0
19	20	Morozov Valerii	UKR	26:46.0	3:51.0	62.2 -57.8
20	19	Orussayev Eldar	KAZ	26:54.9	4:00.0	60.0 -60.0
21	22	Aybek Aly	KAZ	27:51.8	4:57.0	45.7 -74.3
22	18	Gairbekov Rassul	KAZ	28:18.3	5:23.0	39.2 -80.8
23	21	Heide Raiko	EST	29:15.8	6:21.0	24.7 -95.3
24	23	Bochkarev Vyacheslav	KAZ	30:59.6	8:04.0	-1.0 -121.0

Did Not Finish		
7	Mastiev Samir	RUS





Men's Individual Mass Start 10km/NH - Cross-Country Race

Almaty 2017
28th WINTER UNIVERSIADE



FRI 3 FEB 2017
Start Time 10:00

Results Cross Country

Did Not Start	
24	Krause Tom GER

Weather	Snow Conditions	Temperatures [°C]		Competitors / Countries					
		Air	Snow	Entries	Ranked	DNS	DNF	DSQ	LAP
Cloudy	Hard	-1.0°C	-2.0°C	26/8	24/8	1/1	1/1	0/0	0/0

Note:
Calculation of the time difference in individual events
 The amount of time that a competitor must wait before starting is calculated by converting the number of points behind into time. Each point behind is equivalent to four seconds, 15 points behind means a competitor starts one minute later than the competitor in front of him.

Legend	DNF Did Not Finish	DNS Did Not Start	DQB Disqualified for behaviour
	DSQ Disqualified	LAP	





Results

Jury / Competition Management		Hill Data / Calculation	
FIS Technical Delegate (TD)	PELKONEN Jyri (FIN)	Hill Size / (95%)	106m (100.5m)
Chief of Competition	KOLMAKOV Aleksandr (KAZ)	K-Point	95m
FIS Assistant TD	ZHUKOV Sergey (RUS)	Meter Value	2.0 Points/m
FIS Equipment Controller	FORRER Ueli (SUI)	Gate Factor	7.00 Points / m
FISU Technical Delegate	LUSTENBERGER Karl (SUI)	Wind Factors - head / tail	8.00 / 9.68
		Seconds per Point	4
		Points per Minute	15

Bib	Name	Ctry Code	1st Round					2nd Round					Remarks		
			Speed [km/h]	Dist. [m]	G / W	Comp. [m/s]	Points	Speed [km/h]	Dist. [m]	G / W	Comp. [m/s]	Points			
			Rank	Rank	Points	Points	Rank	Rank	Rank	Points	Points	Rank			
1	YAMAMOTO Kazuma	JPN	88.1	91.0	12	-0.32	55.1	88.5	94.0	13	0.28	55.8			
			9.	3.			3.1	3.	7.	4.		-2.2	3.		
2	GAIRBEKOV Rassul	KAZ	87.9	76.0	12	-0.36	25.5	87.9	79.5	13	0.27	26.8			
			12.	14.			3.5	14.	18.	14.		-2.2	14.		
3	BOCHKAREV Vyacheslav	KAZ	87.5	74.0	12	-0.25	20.4	88.0	81.5	13	0.33	30.4			
			16.	15.			2.4	15.	14.	13.		-2.6	13.		
4	KIPIN Maksim	RUS	88.3	78.0	12	-0.36	29.5	88.7	83.0	13	0.39	32.9			
			6.	13.			3.5	12.	6.	12.		-3.1	12.		
5	AYBEK Aly	KAZ	88.2	70.0	12	0.00	10.0	88.5	74.5	13	0.24	17.1			
			7.	16.			0.0	16.	7.	16.		-1.9	16.		
6	SIMON Tobias	GER	DNS					DNS							
7	HORIGOME Shota	JPN	87.9	84.5	12	0.20	37.4	88.4	88.0	13	-0.32	49.1			
			12.	8.			-1.6	10.	10.	8.		3.1	7.		
8	KRAUSE Tom	GER	DNS					DNS							
9	GELVIG Dmitry	RUS	88.4	80.0	12	-0.03	30.3	88.5	78.0	13	0.16	24.7			
			4.	12.			0.3	11.	7.	15.		-1.3	15.		
10	RAKPAROV Chingiz	KAZ	88.4	84.5	12	-0.01	39.1	88.9	89.5	13	-0.08	49.8			
			4.	8.			0.1	8.	4.	6.		0.8	6.		
11	KOLGANOV Andrey	RUS	87.4	85.0	11	0.10	42.6	88.0	87.0	13	0.21	42.3			
			17.	7.			3.4	-0.8	7.	14.	9.		-1.7	9.	
12	MOROZOV Valerii	UKR	88.0	60.0	11	0.01	-6.7	88.4	62.0	13	0.22	-7.8			
			10.	18.			3.4	-0.1	18.	10.	18.		-1.8	18.	
13	OVSIIANNIKOV Aleksandr	RUS	87.4	81.5	11	-0.23	38.6	88.0	85.5	13	0.31	38.5			
			17.	10.			3.4	2.2	9.	14.	10.		-2.5	10.	
14	BORISOV Timofey	RUS	88.6	96.5	11	-0.28	69.1	88.9	99.0	12	-0.06	72.0			
			1.	1.			3.4	2.7	1.	4.	1.		3.4	0.6	1.
15	ORUSSAYEV Eldar	KAZ	87.8	70.0	12	0.01	9.9	88.0	68.5	13	0.02	6.8			
			15.	16.			-0.1	17.	14.	17.		-0.2	17.		
16	OKS Nikita	RUS	88.6	89.5	12	0.18	47.6	89.3	89.5	13	0.02	48.8			
			1.	6.			-1.4	5.	1.	6.		-0.2	8.		
17	HEIDE Raiko	EST	DNS					DNS							
18	MARUSARZ Wojciech Pawel	POL	DNS					DNS							
19	ZEMAN Martin	CZE	88.6	91.0	12	0.31	49.5	89.0	92.5	13	0.02	54.8			
			1.	3.			-2.5	4.	2.	5.		-0.2	5.		
20	BALANDA Ruslan	UKR	87.9	81.5	12	0.64	27.9	88.4	84.0	13	0.42	34.6			
			12.	10.			-5.1	13.	10.	11.		-3.4	11.		
21	BARKOV Viacheslav	RUS	DNS					DNS							
22	MASTIEV Samir	RUS	DNS					DNS							
23	SONEHARA Go	JPN	88.0	96.5	12	0.39	59.9	88.4	96.5	13	0.25	61.0			
			10.	1.			-3.1	2.	10.	2.		-2.0	2.		
24	PASICHNYK Viktor	UKR	88.2	90.0	12	0.61	45.1	89.0	95.0	13	0.53	55.8			
			7.	5.			-4.9	6.	2.	3.		-4.2	3.		



Almaty 2017

28th WINTER UNIVERSIADE

THU 2 FEB 2017

Start Time 14:00 / End Time 14:41

Results

Bib	Name	Ctry Code	1st Round					2nd Round					Remarks
			Speed [km/h]	Dist. [m]	G / W Gate	Comp. [m/s]	Points	Speed [km/h]	Dist. [m]	G / W Gate	Comp. [m/s]	Points	
			Rank	Rank	Points	Points	Rank	Rank	Points	Points	Rank		
25	SLOWIOK Pawel	POL	DNS					DNS					
26	YAMAMOTO Go	JPN	DNS					DNS					
27	WELDE David	GER	DNS					DNS					
28	CIESLAR Adam	POL	DNS					DNS					

Competition / Weather Information

	Time	Base Values			Weather	Temp. [°C]		Humid. [%]	Wind [m/s]		
		Wind	Gate	Length		Air	Snow		Min.	Max.	Aver.
1st Round	14:00 - 14:16	0.00	12		Overcast	-1.0 / -1.0	-6.0 / -6.0	67 / 68	-0.36	0.64	0.03
2nd Round	14:26 - 14:41	0.00	13		Overcast	-1.0 / -1.0	-6.0 / -6.0	68 / 68	-0.32	0.53	0.18

Statistics

	Gate		Athletes	Falls	Distance [m]			Speed [km/h]			Jumpers / Countries		
	No.	Diff			Min.	Max.	Aver.	Min.	Max.	Aver.	In Start List	Started	With Results
1st Round	11		4	0	60.0	96.5	80.7	87.4	88.6	87.8	28/8	18/5	18/5
	12		14	0	70.0	96.5	82.6	87.5	88.6	88.1			
2nd Round	12		1	0	99.0	99.0	99.0	88.9	88.9	88.9	28/8	18/5	18/5
	13		17	0	62.0	96.5	84.0	87.9	89.3	88.4			

Legend

Aver. Average
DNS Did not start
Min. Minimum

Ctry Code Country Code
Humid. Humidity
NH Normal Hill

Dist. Distance
Max. Maximum
Temp. Temperature





Almaty 2017

28TH WINTER UNIVERSIADE



NORDIC COMBINED

Men's Team Gundersen NH/3x5km



Official Results

Jury / Competition Management				Course Information			
FIS Technical Delegate (TD)	PELKONEN Jyri (FIN)	Name:	2.5km red				
FIS Assistant TD	ZHUKOV Sergey (RUS)	Height Difference (HD):	42m				
Chief of Competition	KOLMAKOV Aleksandr (KAZ)	Maximum Climb (MC):	33m				
Chief of Course	DEVETYAROV Igor (KAZ)	Total Climb (TC):	87m				
FISU Technical Delegate	LUSTENBERGER Karl (SUI)	Course Length:	2500m				
		Number of Laps:	2				

Rank	Bib Leg	Country	Bib Colour	Name	Jump			Cross-Country					
					Points	Rank	Time Difference	Team Time	Leg Rank	Time Behind	Split Time	Team Rank	Time Behind
1	4	POL - POLAND			341.7	4	+0:20	34:07.9	1				0.0
	4-1		r	MARUSARZ Wojciech	106.9			11:20.9	1	0.0	11:40.9	2	+0.0
	4-2		g	CIESLAR Adam	118.8			11:10.0	1	0.0	22:50.9	1	0.0
	4-3		y	SLOWIOK Pawel	116.0			11:37.0	2	+7.4	34:27.9	1	0.0
2	2	RUS - RUSSIAN FEDERATION			353.0	2	+0:05	34:52.7	2				+29.8
	2-1		r	BORISOV Timofey	128.7			11:55.5	4	+34.6	12:00.5	3	+19.6
	2-2		g	MASTIEV Samir	103.4			11:27.6	2	+17.6	23:28.1	2	+37.2
	2-3		y	BARKOV Viacheslav	120.9			11:29.6	1	0.0	34:57.7	2	+29.8
3	1	JPN - JAPAN			356.8	1	0:00	35:29.1	3				+1:01.2
	1-1		r	HORIGOME Shota	106.6			11:40.9	3	+20.0	11:40.9	1	0.0
	1-2		g	YAMAMOTO Go	131.3			11:58.8	4	+48.8	23:39.7	3	+48.8
	1-3		y	SONEHARA Go	118.9			11:49.4	4	+19.8	35:29.1	3	+1:01.2
4	3	GER - GERMANY			348.9	3	+0:11	35:37.7	4				+1:20.8
	3-1		r	KRAUSE Tom	97.7			12:17.3	6	+56.4	12:28.3	4	+47.4
	3-2		g	SIMON Tobias	130.5			11:40.8	3	+30.8	24:09.1	4	+1:18.2
	3-3		y	WELDE David	120.7			11:39.6	3	+10.0	35:48.7	4	+1:20.8
5	6	UKR - UKRAINE			242.8	6	+2:32	36:26.2	5				** +4:30.3
	6-1		r	BALANDA Ruslan	98.1			11:36.8	2	+15.9	14:08.8	5	+2:27.9
	6-2		g	MOROZOV Valerii	39.7			12:45.0	5	+1:35.0	26:53.8	5	+4:02.9
	6-3		y	PASICHNYK Viktor	105.0			12:04.4	5	+34.8	38:58.2	5	+4:30.3
6	5	KAZ - KAZAKHSTAN			243.9	5	+2:31	39:21.9	6				** +7:25.0
	5-1		r	RAKPAROV Chingiz	96.4			12:00.1	5	+39.2	14:31.1	6	+2:50.2
	5-2		g	GAIRBEKOV Rassul	72.4			13:35.3	6	+2:25.3	28:06.4	6	+5:15.5
	5-3		y	AYBEK Aly	75.1			13:46.5	6	+2:16.9	41:52.9	6	+7:25.0



Almaty 2017
28TH WINTER UNIVERSIADE

Nordic Combined

Men's Team Gundersen NH/3x5km - Cross-Country Race



Official Results

Weather	Snow Conditions	Temperatures [°C]		Competitors / Countries					
		Air	Snow	Entries	Ranked	DNS	DNF	DSQ	LAP
Cloudy	Packed	-7.0°C	-8.0°C	18/6	18/6	0/0	0/0	0/0	0/0

FIS Technical Delegate (TD)	
PELKONEN Jyri (FIN)	

Note:
Calculation of the time difference in team events
 The amount of time that a competitor must wait before starting is calculated by converting the number of points behind into time. Each point behind is equivalent to 1.333333 seconds. 45 points behind means a competitor starts one minute later than the competitor in front of him.
Wave
 To prevent significant start time differences, the Jury can decide upon the use of the "wave start". At the end of the Cross-Country race, the actual time difference after Ski Jumping will be adjusted accordingly.

Legend					
**	Wave Start	DNF	Did Not Finish	DNS	Did Not Start
DQB	Disqualified for behaviour	DSQ	Disqualified	g	Green
LAP	Lapped	NH	Normal Hill	r	Red
y	Yellow				





Intermediate Result Ski Jumping

Jury / Competition Management		Judges					Hill Data / Calculation			
FIS Technical Delegate (TD)	PELKONEN Jyri (FIN)	A	KOROBOV Nikolay (KAZ)				Hill Size / (95%)	106m (100.5m)		
Chief of Competition	KOLMAKOV Aleksandr (KAZ)	B	RAICH Danes (CZE)				K-Point	95m		
FIS Assistant TD	ZHUKOV Sergey (RUS)	C	STAHLHUT Erik (GER)				Meter Value	2.0 Points/m		
FIS Equipment Controller	FORRER Ueli (SUI)	D	SATO Mitsugu (JPN)				Gate Factor	7.00 Points / m		
FISU Technical Delegate	LUSTENBERGER Karl (SUI)	E	VETTORI Marion (AUT)				Wind Factors - head / tail	8.00 / 9.68		
							Seconds per Point	1.33333		
							Points per Minute	45		

Rank	Bib	Name	Speed [km/h]	Distance [m]	Judges					Points	Gate / Wind Compensation			Round Points	Group Rank	Total / Diff.				
					A	B	C	D	E		Gate	Points	[m/s]				Points			
1.	3	JPN - JAPAN														356.8		356.8	0:00	
	3-1	HORIGOME Shota	88.2	90.5	51.0	15.5	16.5	16.5	17.0	16.5	49.5	12	-0.63	6.1	106.6	3.				
	3-2	SONEHARA Go	88.3	94.5	59.0	17.5	17.5	17.5	17.5	17.5	52.5	12	-0.76	7.4	118.9	2.				
	3-3	YAMAMOTO Go	88.6	100.0	70.0	18.0	15.5	17.5	17.5	18.0	53.0	12	-0.86	8.3	131.3	1.				
2.	6	RUS - RUSSIAN FEDERATION															353.0		353.0	+0:05
	6-1	BORISOV Timofey	89.1	99.0	68.0	17.5	17.0	18.0	18.0	18.0	53.5	12	-0.74	7.2	128.7	1.				
	6-2	MASTIEV Samir	88.8	88.5	47.0	17.0	16.0	16.5	16.5	16.0	49.0	12	-0.76	7.4	103.4	4.				
	6-3	BARKOV Viacheslav	89.0	95.0	60.0	18.0	16.5	17.5	17.5	17.5	52.5	12	-0.87	8.4	120.9	2.				
3.	4	GER - GERMANY															348.9		348.9	+0:11
	4-1	KRAUSE Tom	88.7	88.0	46.0	16.0	14.5	15.0	16.5	16.0	47.0	12	-0.49	4.7	97.7	4.				
	4-2	SIMON Tobias	88.8	99.5	69.0	18.0	17.5	18.0	18.0	18.0	54.0	12	-0.77	7.5	130.5	1.				
	4-3	WELDE David	89.3	95.0	60.0	17.5	17.0	17.5	17.0	17.5	52.0	12	-0.90	8.7	120.7	3.				
4.	5	POL - POLAND															341.7		341.7	+0:20
	5-1	MARUSARZ Wojciech Pawel	88.2	91.0	52.0	17.0	14.5	16.5	16.5	16.5	49.5	12	-0.56	5.4	106.9	2.				
	5-2	SLOWIOK Pawel	88.6	93.5	57.0	17.0	17.0	17.5	17.5	17.5	52.0	12	-0.72	7.0	116.0	3.				
	5-3	CIESLAR Adam	88.8	95.0	60.0	17.5	16.5	17.0	17.0	16.5	50.5	12	-0.86	8.3	118.8	4.				
5.	1	KAZ - KAZAKHSTAN															243.9		243.9	+2:31
	1-1	GAIRBEKOV Rassul	87.6	77.5	25.0	14.0	14.5	14.5	14.0	14.0	42.5	12	-0.51	4.9	72.4	5.				
	1-2	AYBEK Aly	88.3	75.5	21.0	15.0	14.0	15.0	15.0	15.5	45.0	12	-0.94	9.1	75.1	6.				
	1-3	RAKPAROV Chingiz	88.8	85.0	40.0	16.5	16.0	16.0	16.0	15.5	48.0	12	-0.87	8.4	96.4	6.				
6.	2	UKR - UKRAINE															242.8		242.8	+2:32
	2-1	MOROZOV Valerii	88.1	63.0	-4.0	12.5	13.0	12.5	12.5	13.0	38.0	12	-0.59	5.7	39.7	6.				
	2-2	BALANDA Ruslan	88.1	85.5	41.0	16.5	16.0	16.0	16.5	15.5	48.5	12	-0.89	8.6	98.1	5.				
	2-3	PASICHNYK Viktor	88.5	90.5	51.0	15.5	14.5	14.5	15.5	16.0	45.5	12	-0.88	8.5	105.0	5.				

Competition / Weather Information											
	Time	Base Values			Weather	Temp. [°C]		Humid. [%]	Wind [m/s]		
		Wind	Gate	Length		Air	Snow		Min.	Max.	Aver.
1st Round	Group 1	10:31 - 10:50	0.00	12	Partly Cloudy	-16.1 / -15.8	-12.0 / -12.0	66 / 0	-0.94	-0.49	-0.79
	Group 2		0.00	12							
	Group 3		0.00	12							

Statistics													
	Gate No.	Diff	Athletes	Falls	Distance [m]			Speed [km/h]			Jumpers / Countries		
					Min.	Max.	Aver.	Min.	Max.	Aver.	In Start List	Started	With Results
1st Round	Group 3	12	0	0	63.0	100.0	89.2	87.6	89.3	88.5	18/6	18/6	18/6

Legend					
Aver.	Average	Ctry Code	Country Code	Diff.	Time Difference
Dist.	Distance	Grp.	Group	Humid.	Humidity
Max.	Maximum	Min.	Minimum	NH	Normal Hill
Temp.	Temperature				



Official Communication

Item: 1

Rescheduled Trial Round

Rescheduled Trial Round to 10:45 due to weather conditions.

Issued by: TD Assistant
Time: 10:08
Date: 31 JAN 2017

This decision affects:

Results
Schedule
Other

X



Official Communication

Item: 2

Rescheduled Trial Round

Rescheduled Trial Round to 11:30 due to heavy snow fall

Issued by: FISU Technical Delegate
Time: 10:41
Date: 31 JAN 2017

This decision affects:

Results
Schedule
Other

X



Official Communication

Item: 3

Rescheduled First Competition Round

Rescheduled First Competition Round to 12:00 due to heavy snow fall

Issued by: FISU Technical Delegate
Time: 10:45
Date: 31 JAN 2017

This decision affects:

Results
Schedule
Other

X



Official Communication

Item: 4

Trial Round Cancelled

Trial Round cancelled and rescheduled for tomorrow 1st February 2017.

Issued by: FISU Technical Delegate
Time: 11:36
Date: 31 JAN 2017

This decision affects:

Results
Schedule
Other

X



Official Communication

Item: 5

Competition Round Cancelled

Competition Round cancelled and rescheduled for tomorrow 1st February 2017.

Issued by: FISU Technical Delegate
Time: 11:40
Date: 31 JAN 2017

This decision affects:

Results
Schedule
Other

X



Official Communication

Item: 6

Training Round 3 cancelled

Training Round 3 cancelled due to Jury Decision

Issued by: Technical Delegate
Time: 14:20
Date: 2 FEB 2017

This decision affects:

Results
Schedule
Other

X