



Almaty 2017

28TH WINTER UNIVERSIADE



RESULTS BOOK

	28th Winter Universiade	1
1	Table of Contents	2
2	Alpine Skiing	3
3	Biathlon	204
4	Cross-Country Skiing	292
5	Curling	387
6	Figure Skating	759
7	Freestyle Skiing	861
8	Ice Hockey	931
9	Nordic Combined	1209
10	Short Track Speed Skating	1241
11	Ski Jumping	1326
12	Snowboard	1368
13	Speed Skating	1477



Almaty 2017

28TH WINTER UNIVERSIADE



ALPINE SKIING

2	Alpine Skiing	3
2.1	Table of Contents	4
2.2	Number of Entries by Country	6
2.3	Medallists by Event	7
2.4	Ladies' Slalom	8
2.4.1	Official Results - After Run 2	9
2.4.2	Performance Analysis by Rank	11
2.4.3	Performance Analysis by Bib	17
2.4.4	Penalty Calculation	25
2.4.5	Run 1	26
2.4.5.1	Start List	26
2.4.5.2	Official Results	28
2.4.6	Run 2	30
2.4.6.1	Start List	30
2.5	Ladies' Giant Slalom	32
2.5.1	Official Results - After Run 2	33
2.5.2	Performance Analysis by Rank	35
2.5.3	Performance Analysis by Bib	42
2.5.4	Penalty Calculation	51
2.5.5	Run 1	52
2.5.5.1	Start List	52
2.5.5.2	Official Results	54
2.5.6	Run 2	56
2.5.6.1	Start List	56
2.6	Ladies' Super-G	58
2.6.1	Start List	59
2.6.2	Official Results	61
2.6.3	Performance Analysis by Rank	63
2.6.4	Performance Analysis by Bib	66
2.6.5	Penalty Calculation	69
2.7	Ladies' Alpine Combined	70
2.7.1	Official Results	71
2.7.2	Performance Analysis by Rank	73
2.7.3	Performance Analysis by Bib	78
2.7.4	Penalty Calculation	84
2.7.5	Slalom	85
2.7.5.1	Start List	85
2.7.5.2	Official Results - Run 1	87
2.7.6	Super-G	89
2.7.6.1	Start List	89
2.7.6.2	Penalty Calculation	90

2.8	Men's Slalom	91
2.8.1	Official Results - After Run 2	92
2.8.2	Performance Analysis by Rank	95
2.8.3	Performance Analysis by Bib	101
2.8.4	Penalty Calculation	111
2.8.5	Run 1	112
2.8.5.1	Start List	112
2.8.5.2	Official Results	114
2.8.6	Run 2	117
2.8.6.1	Start List	117
2.9	Men's Giant Slalom	119
2.9.1	Official Results - After Run 2	120
2.9.2	Performance Analysis by Rank	123
2.9.3	Performance Analysis by Bib	133
2.9.4	Penalty Calculation	146
2.9.5	Run 1	147
2.9.5.1	Start List	147
2.9.5.2	Official Results	150
2.9.6	Run 2	153
2.9.6.1	Start List	153
2.10	Men's Super-G	155
2.10.1	Start List	156
2.10.2	Official Results	158
2.10.3	Performance Analysis by Rank	160
2.10.4	Performance Analysis by Bib	164
2.10.5	Penalty Calculation	169
2.11	Men's Alpine Combined	170
2.11.1	Official Results	171
2.11.2	Performance Analysis by Rank	174
2.11.3	Performance Analysis by Bib	180
2.11.4	Penalty Calculation	191
2.11.5	Super-G	192
2.11.5.1	Start List	192
2.11.5.2	Official Results - Run 1	194
2.11.5.3	Penalty Calculation	196
2.11.6	Slalom	197
2.11.6.1	Start List	197
2.12	Parallel Nations Team Event	199
2.12.1	Start List	200
2.12.2	Brackets	203



Number of Entries by Country

As of 7 FEB 2017

CTRY	Men	Ladies	Total
AFG - Afghanistan	1		1
ARG - Argentina	1		1
AUT - Austria	5	2	7
BEL - Belgium	1	1	2
BLR - Belarus		1	1
BUL - Bulgaria	2		2
CAN - Canada	7	5	12
CHI - Chile	2		2
CHN - People's Republic of China	2	2	4
CZE - Czech Republic	5	6	11
EST - Estonia	1	1	2
FIN - Finland		2	2
FRA - France	6		6
GBR - United Kingdom of G.B. & N.I.	1	1	2
GEO - Georgia	2	1	3
GER - Germany		5	5
HUN - Hungary	1		1
IRI - Islamic Republic of Iran		3	3
ITA - Italy	10	5	15
JPN - Japan	2	2	4
KAZ - Kazakhstan	5	2	7
KGZ - Kyrgyzstan	2		2
KOR - Republic of Korea	6	5	11
LAT - Latvia	2		2
LBN - Lebanon	3	2	5
LTU - Lithuania	2		2
MAR - Morocco	2		2
NED - Netherlands	2		2
NZL - New Zealand		1	1
POL - Poland	5	5	10
RUS - Russian Federation	8	11	19
SLO - Slovenia	2	2	4
SRB - Serbia	3		3
SUI - Switzerland	10	3	13
SVK - Slovakia	3	2	5
SWE - Sweden	5	6	11
TJK - Tajikistan	4		4
TUR - Turkey	2	2	4
UKR - Ukraine	5	1	6
UZB - Uzbekistan	2		2
Total: 40	122	79	201



Medallists By Event

As of 7 FEB 2017 at 14:24

AFTER 9 OF 9 EVENTS

Event	Date	Medal	Name	CTRY Code
Men's Slalom	TUE 7 FEB	GOLD	LEITGEB Richard	AUT
		SILVER	BINDERITSCH Bernhard	AUT
		BRONZE	KOGLER Tobias	AUT
Ladies' Slalom	MON 6 FEB	GOLD	SHKANOVA Maria	BLR
		SILVER	HUEBNER Monica	GER
		BRONZE	JANSSON Louise	SWE
Parallel Nations Team Event	SUN 5 FEB	GOLD	DUBOVSKA Martina PAULUS Daniel KMOCHOVA Tereza ZIKA Adam	CZE
		SILVER	FIEGL Rebecca LEITGEB Richard WIDNER Denise KOGLER Tobias	AUT
		BRONZE	SILANTEVA Anastasiia ANDRIENKO Aleksander PLESHKOVA Iulija PYASIK Evgenij	RUS
Men's Giant Slalom	SAT 4 FEB	GOLD	BOSCA Giulio Giovanni	ITA
		SILVER	MUELLER Joel	SUI
		BRONZE	NOGER Cedric	SUI
Ladies' Giant Slalom	FRI 3 FEB	GOLD	ANDO Asa	JPN
		SILVER	AJLEC Desiree	SLO
		BRONZE	SHKANOVA Maria	BLR
Men's Alpine Combined	WED 1 FEB	GOLD	ZVEJNIEKS Kristaps	LAT
		SILVER	MEINERS Maarten	NED
		BRONZE	FALAT Matej	SVK
Ladies' Alpine Combined	TUE 31 JAN	GOLD	SILANTEVA Anastasiia	RUS
		SILVER	SHKANOVA Maria	BLR
		BRONZE	KANTOROVA Barbara	SVK
Men's Super-G	MON 30 JAN	GOLD	TENTORI Michelangelo	ITA
		SILVER	PYASIK Evgenij	RUS
		BRONZE	EFIMOV Simon	RUS
Ladies' Super-G	MON 30 JAN	GOLD	YAKOVISHINA Elena	RUS
		SILVER	LUUKKO Nea	FIN
		BRONZE	ANDO Asa	JPN



Almaty 2017

28TH WINTER UNIVERSIADE



ALPINE SKIING

Ladies' Slalom



Almaty 2017
28th WINTER UNIVERSIADE

Shymbulak Ski Resort

MON 6 FEB 2017
Start Time 13:00

Alpine Skiing

Ladies' Slalom



Official Results

Jury

FIS Technical Delegate	SCHUEPBACH Urs	SUI
Referee FISU TD	KRANJC Matjaz	SLO
Chief of Race	OBYSKALOV Andre	KAZ

Technical Data

Course Name	DocTar
Start Altitude	2550m
Finish Altitude	2400m
Vertical Drop	150m
Homologation Number	11692/04/15

Race Information Run 1

Course Setter	ROUTHIER Ève	CAN
Gates/Turning Gates	56/53	
Start Time	10:00	

Race Information Run 2

Course Setter	OHAGEN JOHAN	SWE
Gates/Turning Gates	55/52	
Start Time	13:00	

Number of Competitors: 66, Number of Countries: 25

F-factor: 720

Rank	Bib	FIS Code	Name	Year of Birth	CTRY Code	Run 1	Run 2	Total	Diff.	Race Points
1	11	665009	SHKANOVA Maria	1989	BLR	45.41 (2)	47.16 (4)	1:32.57		
2	7	206290	HUEBNER Monica	1990	GER	45.03 (1)	47.64 (6)	1:32.67	0.10	0.78
3	3	506684	JANSSON Louise	1995	SWE	45.87 (7)	46.93 (1)	1:32.80	0.23	1.79
4	5	307493	ANDO Asa	1996	JPN	45.81 (5)	47.10 (2)	1:32.91	0.34	2.64
5	6	506659	HILTULA Lisa	1995	SWE	45.83 (6)	47.11 (3)	1:32.94	0.37	2.88
6	16	185411	LUUKKO Nea	1996	FIN	45.64 (3)	47.92 (9)	1:33.56	0.99	7.70
7	19	56286	FIEGL Rebecca	1995	AUT	46.17 (9)	47.78 (7)	1:33.95	1.38	10.73
8	22	516371	BERTSCH Nina Lea	1995	SUI	46.70 (12)	47.26 (5)	1:33.96	1.39	10.81
9	10	155586	KMOCHOVA Tereza	1990	CZE	46.05 (8)	48.02 (13)	1:34.07	1.50	11.67
10	18	107388	DAVID Sandrine	1994	CAN	46.34 (10)	47.94 (10)	1:34.28	1.71	13.30
11	28	107497	POITRAS Adrienne	1995	CAN	46.43 (11)	48.22 (16)	1:34.65	2.08	16.18
12	13	506657	ASP Mette	1995	SWE	47.27 (17)	47.79 (8)	1:35.06	2.49	19.37
13	1	506739	STENVALL Emma	1996	SWE	46.96 (13)	48.21 (14)	1:35.17	2.60	20.22
14	4	506523	WEDSJOE Lisa	1994	SWE	47.22 (15)	48.21 (14)	1:35.43	2.86	22.24
15	21	485973	SILANTEVA Anastasiia	1998	RUS	47.52 (19)	47.96 (11)	1:35.48	2.91	22.63
16	15	299586	SMALDORE Petra	1997	ITA	47.75 (23)	47.97 (12)	1:35.72	3.15	24.50
17	25	155790	CAMKOVA Veronika	1996	CZE	47.39 (18)	48.53 (18)	1:35.92	3.35	26.06
18	14	307601	ISHIBASHI Miki	1996	JPN	47.56 (20)	48.60 (20)	1:36.16	3.59	27.92
19	30	56396	WIDNER Denise	1997	AUT	47.73 (22)	48.54 (19)	1:36.27	3.70	28.78
20	33	299426	GRAFFI BRUNORO Elena	1996	ITA	47.79 (24)	48.64 (21)	1:36.43	3.86	30.02
21	35	485971	VOROZHEIKO Galina	1998	RUS	48.33 (25)	48.43 (17)	1:36.76	4.19	32.59
22	37	485748	GOLENKOVA Valentina	1994	RUS	48.75 (29)	48.71 (22)	1:37.46	4.89	38.03
23	20	107424	SCHMIDT Hannah	1994	CAN	47.23 (16)	50.28 (27)	1:37.51	4.94	38.42
24	8	485941	PLESHKOVA Iulija	1997	RUS	48.70 (28)	48.96 (23)	1:37.66	5.09	39.59
25	32	185357	VIRKKULA Sohvi	1993	FIN	48.64 (27)	49.16 (24)	1:37.80	5.23	40.68
26	34	107589	NOLIN Frederique	1996	CAN	48.82 (30)	49.32 (25)	1:38.14	5.57	43.32
27	41	485934	YURIKOVA Elena	1997	RUS	49.21 (32)	50.22 (26)	1:39.43	6.86	53.36
28	43	65114	KEMPEAERS Elle	1998	BEL	49.58 (34)	50.36 (28)	1:39.94	7.37	57.32
29	47	565438	ZIMSEK Ana	1995	SLO	49.59 (35)	51.48 (29)	1:41.07	8.50	66.11
29	36	155873	ARNOLD Andrea Louise	1998	CZE	49.40 (33)	51.67 (30)	1:41.07	8.50	66.11
31	56	516317	MATHIS Katrin	1994	SUI	51.71 (39)	51.80 (31)	1:43.51	10.94	85.09
32	51	435391	MIREK Katarzyna	1997	POL	50.99 (37)	53.94 (33)	1:44.93	12.36	96.13
33	48	516357	BERNARD Juliette	1995	SUI	54.27 (42)	52.68 (32)	1:46.95	14.38	111.85
34	54	415173	ORANGE Virginia	1991	NZL	53.45 (40)	55.07 (34)	1:48.52	15.95	124.06
35	59	675035	GRIGOROVA Mariya	1996	KAZ	53.67 (41)	55.21 (35)	1:48.88	16.31	126.86
36	58	265028	ABBASI Forough	1993	IRI	54.61 (43)	56.91 (36)	1:51.52	18.95	147.39
37	57	695127	PONOMARENKO Mariia	1999	UKR	56.99 (44)	57.59 (37)	1:54.58	22.01	171.19
38	64	265036	ZALI TOROJENI Najmeh	1995	IRI	1:03.10 (45)	1:01.32 (38)	2:04.42	31.85	247.73



Almaty 2017
28TH WINTER UNIVERSIADE

Shymbulak Ski Resort

MON 6 FEB 2017
Start Time 13:00

Alpine Skiing

Ladies' Slalom



Official Results

Number of Competitors: 66, Number of Countries: 25

F-factor: 720

Rank	Bib	FIS Code	Name	Year of Birth	CTRY Code	Run 1	Run 2	Total	Diff.	Race Points
------	-----	----------	------	---------------	-----------	-------	-------	-------	-------	-------------

DID NOT FINISH RUN 2: 6 competitors

2	155728	DUBOVSKA Martina	1992	CZE	45.74 (4)					
27	299000	OLIVIERI Veronica	1995	ITA	47.07 (14)					
29	155698	RUDOLFOVA Veronika	1993	CZE	47.70 (21)					
39	225590	MACAULAY Alice	1995	GBR	51.66 (38)					
45	107634	DESROSIERS Marie	1996	CAN	48.62 (26)					
49	435387	MISNIAKIEWICZ Hanna	1996	POL	49.85 (36)					

DID NOT START RUN 2: 1 competitor

24	299080	SPERANZONI Michela	1995	ITA	49.02 (31)					
----	--------	--------------------	------	-----	------------	--	--	--	--	--

DID NOT FINISH RUN 1: 16 competitors

9	705394	KANTOROVA Barbara	1992	SVK						
12	206464	BREUNING Ann-Kathrin	1992	GER						
17	565453	AJLEC Desiree	1996	SLO						
26	506768	GIDLUND Sofie	1996	SWE						
31	485850	TIMCHENKO Elizaveta	1996	RUS						
38	299697	NICASTRO Claudia	1997	ITA						
40	435347	KLUSAK Magdalena	1995	POL						
46	705424	MIKLOSOVA Katarina	1995	SVK						
52	435372	MALINOWSKA Aleksandra	1996	POL						
53	435373	KOLASA Anna	1996	POL						
55	395018	VAHER Lise Anette	1996	EST						
60	525085	CARIKCIOGLU Ozlem	1994	TUR						
61	265033	SAVEHSEMSHAKI Sadaf	1995	IRI						
62	345107	MOHBAT Natacha	1996	LBN						
63	525097	IS Ece	1997	TUR						
65	345125	FAYAD Isabelle Catherine	1998	LBN						

DID NOT START RUN 1: 5 competitors

23	325119	GIM So-Hui	1996	KOR						
42	325115	CHOE Jeong-Hyeon	1996	KOR						
44	325118	NOH Jin-Soul	1996	KOR						
50	325117	CHU Sa-Rang	1996	KOR						
66	685022	BAKRADZE Tamar	1995	GEO						

Forerunners						
Run 1	A - Islan SATKEEV	KAZ	B - Karina LUNKINA	RUS	C - Carlo BERETTA	ITA
	D - Filippo BERETTA	ITA				
Run 2	A - Islan SATKEEV	KAZ	B - Karina LUNKINA	RUS	C - Carlo BERETTA	ITA
	D - Filippo BERETTA	ITA				

Conditions on course						
Run 1: SUNNY	Snow: HARD	Temperature - Start: -19°C / -2.2°F	Temperature - Finish: -19°C / -2.2°F			
Run 2: SUNNY	Snow: HARD	Temperature - Start: -17°C / 1.4°F	Temperature - Finish: -16°C / 3.2°F			

06-02-2017 / ALMATY (KAZ) / 6081

ALPWSL....._73C 1.0

Report Created MON 6 FEB 2017 14:05

Page 2/2





Performance Analysis by Rank

Number of Competitors: 38, Number of Countries: 18

Rank	Bib	Name	CTRY Code	Positions			Partials		Difference Time		
				Run	Int	Time	Rank	Pos		Time	Rank
1	11	SHKANOVA Maria	BLR	Run 1:	Int 1:	26.07	(3)	I1-Fin:	19.34	(2)	0.38
					Fin:	45.41	(2)				
				Run 2:	Int 1:	27.48	(4)	I1-Fin:	19.68	(3)	0.19
					Fin:	47.16	(4)				
	Total:	Int 1:	1:12.89	(2)				0.14			
				Fin:	1:32.57	(1)				0.00	
2	7	HUEBNER Monica	GER	Run 1:	Int 1:	25.69	(1)	I1-Fin:	19.34	(2)	0.00
					Fin:	45.03	(1)				
				Run 2:	Int 1:	27.72	(8)	I1-Fin:	19.92	(8)	0.43
					Fin:	47.64	(6)				
	Total:	Int 1:	1:12.75	(1)				0.00			
				Fin:	1:32.67	(2)				0.10	
3	3	JANSSON Louise	SWE	Run 1:	Int 1:	26.13	(5)	I1-Fin:	19.74	(7)	0.44
					Fin:	45.87	(7)				
				Run 2:	Int 1:	27.29	(1)	I1-Fin:	19.64	(1)	0.00
					Fin:	46.93	(1)				
	Total:	Int 1:	1:13.16	(5)				0.41			
				Fin:	1:32.80	(3)				0.23	
4	5	ANDO Asa	JPN	Run 1:	Int 1:	26.38	(7)	I1-Fin:	19.43	(4)	0.69
					Fin:	45.81	(5)				
				Run 2:	Int 1:	27.31	(2)	I1-Fin:	19.79	(4)	0.02
					Fin:	47.10	(2)				
	Total:	Int 1:	1:13.12	(3)				0.37			
				Fin:	1:32.91	(4)				0.34	
5	6	HILTULA Lisa	SWE	Run 1:	Int 1:	26.17	(6)	I1-Fin:	19.66	(6)	0.48
					Fin:	45.83	(6)				
				Run 2:	Int 1:	27.31	(2)	I1-Fin:	19.80	(5)	0.02
					Fin:	47.11	(3)				
	Total:	Int 1:	1:13.14	(4)				0.39			
				Fin:	1:32.94	(5)				0.37	
6	16	LUUKKO Nea	FIN	Run 1:	Int 1:	26.07	(3)	I1-Fin:	19.57	(5)	0.38
					Fin:	45.64	(3)				
				Run 2:	Int 1:	27.69	(7)	I1-Fin:	20.23	(17)	0.40
					Fin:	47.92	(9)				
	Total:	Int 1:	1:13.33	(6)				0.58			
				Fin:	1:33.56	(6)				0.99	
7	19	FIEGL Rebecca	AUT	Run 1:	Int 1:	26.38	(7)	I1-Fin:	19.79	(10)	0.69
					Fin:	46.17	(9)				
				Run 2:	Int 1:	27.90	(13)	I1-Fin:	19.88	(6)	0.61
					Fin:	47.78	(7)				
	Total:	Int 1:	1:14.07	(7)				1.32			
				Fin:	1:33.95	(7)				1.38	



Performance Analysis by Rank

Rank	Bib	Name	CTRY Code	Positions			Partials		Difference Time	
				Run 1: Pos	Run 1: Time	Run 1: Rank	I1-Fin: Pos	I1-Fin: Time		I1-Fin: Rank
8	22	BERTSCH Nina Lea	SUI	Run 1: Int 1:	26.74	(12)	I1-Fin:	19.96	(12)	1.05
				Fin:	46.70	(12)				
				Run 2: Int 1:	27.61	(6)	I1-Fin:	19.65	(2)	0.32
				Fin:	47.26	(5)				
				Total: Int 1:	1:14.31	(10)				1.56
Fin:	1:33.96	(8)				1.39				
9	10	KMOCHOVA Tereza	CZE	Run 1: Int 1:	26.06	(2)	I1-Fin:	19.99	(13)	0.37
				Fin:	46.05	(8)				
				Run 2: Int 1:	28.12	(18)	I1-Fin:	19.90	(7)	0.83
				Fin:	48.02	(13)				
				Total: Int 1:	1:14.17	(9)				1.42
Fin:	1:34.07	(9)				1.50				
10	18	DAVID Sandrine	CAN	Run 1: Int 1:	26.59	(10)	I1-Fin:	19.75	(8)	0.90
				Fin:	46.34	(10)				
				Run 2: Int 1:	27.82	(11)	I1-Fin:	20.12	(11)	0.53
				Fin:	47.94	(10)				
				Total: Int 1:	1:14.16	(8)				1.41
Fin:	1:34.28	(10)				1.71				
11	28	POITRAS Adrienne	CAN	Run 1: Int 1:	26.68	(11)	I1-Fin:	19.75	(8)	0.99
				Fin:	46.43	(11)				
				Run 2: Int 1:	28.20	(20)	I1-Fin:	20.02	(10)	0.91
				Fin:	48.22	(16)				
				Total: Int 1:	1:14.63	(12)				1.88
Fin:	1:34.65	(11)				2.08				
12	13	ASP Mette	SWE	Run 1: Int 1:	26.88	(14)	I1-Fin:	20.39	(21)	1.19
				Fin:	47.27	(17)				
				Run 2: Int 1:	27.81	(10)	I1-Fin:	19.98	(9)	0.52
				Fin:	47.79	(8)				
				Total: Int 1:	1:15.08	(13)				2.33
Fin:	1:35.06	(12)				2.49				
13	1	STENVALL Emma	SWE	Run 1: Int 1:	26.83	(13)	I1-Fin:	20.13	(16)	1.14
				Fin:	46.96	(13)				
				Run 2: Int 1:	27.56	(5)	I1-Fin:	20.65	(24)	0.27
				Fin:	48.21	(14)				
				Total: Int 1:	1:14.52	(11)				1.77
Fin:	1:35.17	(13)				2.60				
14	4	WEDSJOE Lisa	SWE	Run 1: Int 1:	27.11	(18)	I1-Fin:	20.11	(14)	1.42
				Fin:	47.22	(15)				
				Run 2: Int 1:	28.00	(15)	I1-Fin:	20.21	(16)	0.71
				Fin:	48.21	(14)				
				Total: Int 1:	1:15.22	(14)				2.47
Fin:	1:35.43	(14)				2.86				



Performance Analysis by Rank

Rank	Bib	Name	CTRY Code	Positions			Partials		Difference Time		
				Run	Int	Pos	Time	Rank			
15	21	SILANTEVA Anastasiia	RUS	Run 1:	Int 1:	27.20	(20)	I1-Fin:	20.32	(20)	1.51
					Fin:	47.52	(19)				
				Run 2:	Int 1:	27.84	(12)	I1-Fin:	20.12	(11)	0.55
					Fin:	47.96	(11)				
				Total:	Int 1:	1:15.36	(16)				2.61
					Fin:	1:35.48	(15)				2.91
16	15	SMALDORE Petra	ITA	Run 1:	Int 1:	27.92	(28)	I1-Fin:	19.83	(11)	2.23
					Fin:	47.75	(23)				
				Run 2:	Int 1:	27.80	(9)	I1-Fin:	20.17	(15)	0.51
					Fin:	47.97	(12)				
				Total:	Int 1:	1:15.55	(18)				2.80
					Fin:	1:35.72	(16)				3.15
17	25	CAMKOVA Veronika	CZE	Run 1:	Int 1:	27.20	(20)	I1-Fin:	20.19	(18)	1.51
					Fin:	47.39	(18)				
				Run 2:	Int 1:	28.26	(21)	I1-Fin:	20.27	(19)	0.97
					Fin:	48.53	(18)				
				Total:	Int 1:	1:15.65	(19)				2.90
					Fin:	1:35.92	(17)				3.35
18	14	ISHIBASHI Miki	JPN	Run 1:	Int 1:	27.45	(24)	I1-Fin:	20.11	(14)	1.76
					Fin:	47.56	(20)				
				Run 2:	Int 1:	27.98	(14)	I1-Fin:	20.62	(23)	0.69
					Fin:	48.60	(20)				
				Total:	Int 1:	1:15.54	(17)				2.79
					Fin:	1:36.16	(18)				3.59
19	30	WIDNER Denise	AUT	Run 1:	Int 1:	27.28	(23)	I1-Fin:	20.45	(23)	1.59
					Fin:	47.73	(22)				
				Run 2:	Int 1:	28.38	(22)	I1-Fin:	20.16	(14)	1.09
					Fin:	48.54	(19)				
				Total:	Int 1:	1:16.11	(21)				3.36
					Fin:	1:36.27	(19)				3.70
20	33	GRAFFI BRUNORO Elena	ITA	Run 1:	Int 1:	27.01	(16)	I1-Fin:	20.78	(28)	1.32
					Fin:	47.79	(24)				
				Run 2:	Int 1:	28.14	(19)	I1-Fin:	20.50	(21)	0.85
					Fin:	48.64	(21)				
				Total:	Int 1:	1:15.93	(20)				3.18
					Fin:	1:36.43	(20)				3.86
21	35	VOROZHEIKO Galina	RUS	Run 1:	Int 1:	27.52	(25)	I1-Fin:	20.81	(30)	1.83
					Fin:	48.33	(25)				
				Run 2:	Int 1:	28.06	(17)	I1-Fin:	20.37	(20)	0.77
					Fin:	48.43	(17)				
				Total:	Int 1:	1:16.39	(22)				3.64
					Fin:	1:36.76	(21)				4.19



Performance Analysis by Rank

Rank	Bib	Name	CTRY Code	Positions			Partials		Difference Time		
				Run	Int	Pos	Time	Rank			
22	37	GOLENKOVA Valentina	RUS	Run 1:	Int 1:	28.01	(30)	I1-Fin:	20.74	(26)	2.32
					Fin:	48.75	(29)				
				Run 2:	Int 1:	28.57	(24)	I1-Fin:	20.14	(13)	1.28
					Fin:	48.71	(22)				
				Total:	Int 1:	1:17.32	(24)				4.57
					Fin:	1:37.46	(22)				4.89
23	20	SCHMIDT Hannah	CAN	Run 1:	Int 1:	27.04	(17)	I1-Fin:	20.19	(18)	1.35
					Fin:	47.23	(16)				
				Run 2:	Int 1:	28.02	(16)	I1-Fin:	22.26	(31)	0.73
					Fin:	50.28	(27)				
				Total:	Int 1:	1:15.25	(15)				2.50
					Fin:	1:37.51	(23)				4.94
24	8	PLESHKOVA Iulija	RUS	Run 1:	Int 1:	27.68	(26)	I1-Fin:	21.02	(31)	1.99
					Fin:	48.70	(28)				
				Run 2:	Int 1:	28.70	(26)	I1-Fin:	20.26	(18)	1.41
					Fin:	48.96	(23)				
				Total:	Int 1:	1:17.40	(25)				4.65
					Fin:	1:37.66	(24)				5.09
25	32	VIRKKULA Sohvi	FIN	Run 1:	Int 1:	28.09	(31)	I1-Fin:	20.55	(25)	2.40
					Fin:	48.64	(27)				
				Run 2:	Int 1:	28.55	(23)	I1-Fin:	20.61	(22)	1.26
					Fin:	49.16	(24)				
				Total:	Int 1:	1:17.19	(23)				4.44
					Fin:	1:37.80	(25)				5.23
26	34	NOLIN Frederique	CAN	Run 1:	Int 1:	28.28	(32)	I1-Fin:	20.54	(24)	2.59
					Fin:	48.82	(30)				
				Run 2:	Int 1:	28.60	(25)	I1-Fin:	20.72	(25)	1.31
					Fin:	49.32	(25)				
				Total:	Int 1:	1:17.42	(26)				4.67
					Fin:	1:38.14	(26)				5.57
27	41	YURIKOVA Elena	RUS	Run 1:	Int 1:	28.41	(34)	I1-Fin:	20.80	(29)	2.72
					Fin:	49.21	(32)				
				Run 2:	Int 1:	29.18	(27)	I1-Fin:	21.04	(27)	1.89
					Fin:	50.22	(26)				
				Total:	Int 1:	1:18.39	(27)				5.64
					Fin:	1:39.43	(27)				6.86
28	43	KEMPENAERS Elle	BEL	Run 1:	Int 1:	27.99	(29)	I1-Fin:	21.59	(35)	2.30
					Fin:	49.58	(34)				
				Run 2:	Int 1:	29.35	(29)	I1-Fin:	21.01	(26)	2.06
					Fin:	50.36	(28)				
				Total:	Int 1:	1:18.93	(29)				6.18
					Fin:	1:39.94	(28)				7.37



Performance Analysis by Rank

Rank	Bib	Name	CTRY Code	Positions			Partials		Difference Time		
				Run	Int	Pos	Time	Rank			
29	47	ZIMSEK Ana	SLO	Run 1:	Int 1:	28.48	(35)	I1-Fin:	21.11	(33)	2.79
					Fin:	49.59	(35)				
				Run 2:	Int 1:	30.23	(31)	I1-Fin:	21.25	(28)	2.94
					Fin:	51.48	(29)				
				Total:	Int 1:	1:19.82	(30)				7.07
	Fin:	1:41.07	(29)				8.50				
29	36	ARNOLD Andrea Louise	CZE	Run 1:	Int 1:	28.31	(33)	I1-Fin:	21.09	(32)	2.62
					Fin:	49.40	(33)				
				Run 2:	Int 1:	29.30	(28)	I1-Fin:	22.37	(32)	2.01
					Fin:	51.67	(30)				
				Total:	Int 1:	1:18.70	(28)				5.95
	Fin:	1:41.07	(29)				8.50				
31	56	MATHIS Katrin	SUI	Run 1:	Int 1:	29.61	(39)	I1-Fin:	22.10	(38)	3.92
					Fin:	51.71	(39)				
				Run 2:	Int 1:	29.63	(30)	I1-Fin:	22.17	(30)	2.34
					Fin:	51.80	(31)				
				Total:	Int 1:	1:21.34	(31)				8.59
	Fin:	1:43.51	(31)				10.94				
32	51	MIREK Katarzyna	POL	Run 1:	Int 1:	29.07	(37)	I1-Fin:	21.92	(37)	3.38
					Fin:	50.99	(37)				
				Run 2:	Int 1:	31.10	(33)	I1-Fin:	22.84	(33)	3.81
					Fin:	53.94	(33)				
				Total:	Int 1:	1:22.09	(32)				9.34
	Fin:	1:44.93	(32)				12.36				
33	48	BERNARD Juliette	SUI	Run 1:	Int 1:	30.79	(41)	I1-Fin:	23.48	(42)	5.10
					Fin:	54.27	(42)				
				Run 2:	Int 1:	30.70	(32)	I1-Fin:	21.98	(29)	3.41
					Fin:	52.68	(32)				
				Total:	Int 1:	1:24.97	(33)				12.22
	Fin:	1:46.95	(33)				14.38				
34	54	ORANGE Virginia	NZL	Run 1:	Int 1:	30.83	(42)	I1-Fin:	22.62	(40)	5.14
					Fin:	53.45	(40)				
				Run 2:	Int 1:	31.84	(35)	I1-Fin:	23.23	(34)	4.55
					Fin:	55.07	(34)				
				Total:	Int 1:	1:25.29	(34)				12.54
	Fin:	1:48.52	(34)				15.95				
35	59	GRIGOROVA Mariya	KAZ	Run 1:	Int 1:	30.84	(43)	I1-Fin:	22.83	(41)	5.15
					Fin:	53.67	(41)				
				Run 2:	Int 1:	31.78	(34)	I1-Fin:	23.43	(35)	4.49
					Fin:	55.21	(35)				
				Total:	Int 1:	1:25.45	(35)				12.70
	Fin:	1:48.88	(35)				16.31				



Performance Analysis by Rank

Rank	Bib	Name	CTRY		Positions			Partials		Difference	
			Code		Time	Rank	Pos	Time	Rank	Time	
36	58	ABBASI Forough	IRI	Run 1:	Int 1:	30.74	(40)	I1-Fin:	23.87	(43)	5.05
					Fin:	54.61	(43)				9.58
				Run 2:	Int 1:	31.98	(36)	I1-Fin:	24.93	(37)	4.69
					Fin:	56.91	(36)				9.98
				Total:	Int 1:	1:26.59	(36)				13.84
					Fin:	1:51.52	(36)				18.95
37	57	PONOMARENKO Mariia	UKR	Run 1:	Int 1:	32.47	(44)	I1-Fin:	24.52	(44)	6.78
					Fin:	56.99	(44)				11.96
				Run 2:	Int 1:	32.88	(37)	I1-Fin:	24.71	(36)	5.59
					Fin:	57.59	(37)				10.66
				Total:	Int 1:	1:29.87	(37)				17.12
					Fin:	1:54.58	(37)				22.01
38	64	ZALI TOROJENI Najmeh	IRI	Run 1:	Int 1:	35.54	(45)	I1-Fin:	27.56	(45)	9.85
					Fin:	1:03.10	(45)				18.07
				Run 2:	Int 1:	35.14	(38)	I1-Fin:	26.18	(38)	7.85
					Fin:	1:01.32	(38)				14.39
				Total:	Int 1:	1:38.24	(38)				25.49
					Fin:	2:04.42	(38)				31.85

Intermediate Time Positions: Int. 1 = Intermediate 1

Legend:

Fin	Finish	Int	Intermediate	Pos.	Intermediate position
-----	--------	-----	--------------	------	-----------------------



Performance Analysis by Bib

Number of Competitors: 66, Number of Countries: 25

Bib	Name	CTRY Code	Positions			Partials		Difference Time		
			Run	Int	Pos	Time	Rank			
1	STENVALL Emma	SWE	Run 1:	Int 1:	26.83	(14)	I1-Fin:	20.13	(16)	1.14
				Fin:	46.96	(13)				
			Run 2:	Int 1:	27.56	(6)	I1-Fin:	20.65	(24)	0.47
				Fin:	48.21	(14)				
			Total:	Int 1:	1:14.52	(15)				47.35
	Fin:	1:35.17	(13)				2.60			
2	DUBOVSKA Martina	CZE	Run 1:	Int 1:	26.41	(10)	I1-Fin:	19.33	(1)	0.72
				Fin:	45.74	(4)				
			Run 2:	Int 1:	27.09	(1)	I1-Fin:			0.00
				Fin:	DNF					
			Total:	Fin:	DNF					
3	JANSSON Louise	SWE	Run 1:	Int 1:	26.13	(6)	I1-Fin:	19.74	(7)	0.44
				Fin:	45.87	(7)				
			Run 2:	Int 1:	27.29	(2)	I1-Fin:	19.64	(1)	0.20
				Fin:	46.93	(1)				
			Total:	Int 1:	1:13.16	(9)				45.99
	Fin:	1:32.80	(3)				0.23			
4	WEDSJOE Lisa	SWE	Run 1:	Int 1:	27.11	(19)	I1-Fin:	20.11	(14)	1.42
				Fin:	47.22	(15)				
			Run 2:	Int 1:	28.00	(17)	I1-Fin:	20.21	(16)	0.91
				Fin:	48.21	(14)				
			Total:	Int 1:	1:15.22	(19)				48.05
	Fin:	1:35.43	(14)				2.86			
5	ANDO Asa	JPN	Run 1:	Int 1:	26.38	(8)	I1-Fin:	19.43	(4)	0.69
				Fin:	45.81	(5)				
			Run 2:	Int 1:	27.31	(3)	I1-Fin:	19.79	(4)	0.22
				Fin:	47.10	(2)				
			Total:	Int 1:	1:13.12	(7)				45.95
	Fin:	1:32.91	(4)				0.34			
6	HILTULA Lisa	SWE	Run 1:	Int 1:	26.17	(7)	I1-Fin:	19.66	(6)	0.48
				Fin:	45.83	(6)				
			Run 2:	Int 1:	27.31	(3)	I1-Fin:	19.80	(5)	0.22
				Fin:	47.11	(3)				
			Total:	Int 1:	1:13.14	(8)				45.97
	Fin:	1:32.94	(5)				0.37			
7	HUEBNER Monica	GER	Run 1:	Int 1:	25.69	(1)	I1-Fin:	19.34	(2)	0.00
				Fin:	45.03	(1)				
			Run 2:	Int 1:	27.72	(10)	I1-Fin:	19.92	(8)	0.63
				Fin:	47.64	(6)				
			Total:	Int 1:	1:12.75	(4)				45.58
	Fin:	1:32.67	(2)				0.10			



Performance Analysis by Bib

Bib	Name	CTRY Code	Positions			Partials		Difference Time		
			Run	Int	Pos	Time	Rank			
8	PLESHKOVA Iulija	RUS	Run 1:	Int 1:	27.68	(27)	I1-Fin:	21.02	(31)	1.99
				Fin:	48.70	(28)				
			Run 2:	Int 1:	28.70	(29)	I1-Fin:	20.26	(18)	1.61
				Fin:	48.96	(23)				
			Total:	Int 1:	1:17.40	(31)				50.23
	Fin:	1:37.66	(24)				5.09			
9	KANTOROVA Barbara	SVK	Run 1:	Int 1:	25.91	(2)	I1-Fin:			0.22
				Fin:	DNF					
			Total:	Fin:	DNF					
10	KMOCHOVA Tereza	CZE	Run 1:	Int 1:	26.06	(3)	I1-Fin:	19.99	(13)	0.37
				Fin:	46.05	(8)				
			Run 2:	Int 1:	28.12	(20)	I1-Fin:	19.90	(7)	1.03
				Fin:	48.02	(13)				
			Total:	Int 1:	1:14.17	(13)				47.00
	Fin:	1:34.07	(9)				1.50			
11	SHKANOVA Maria	BLR	Run 1:	Int 1:	26.07	(4)	I1-Fin:	19.34	(2)	0.38
				Fin:	45.41	(2)				
			Run 2:	Int 1:	27.48	(5)	I1-Fin:	19.68	(3)	0.39
				Fin:	47.16	(4)				
			Total:	Int 1:	1:12.89	(6)				45.72
	Fin:	1:32.57	(1)				0.00			
12	BREUNING Ann-Kathrin	GER	Run 1:	Int 1:			I1-Fin:			
				Fin:	DNF					
			Total:	Fin:	DNF					
13	ASP Mette	SWE	Run 1:	Int 1:	26.88	(15)	I1-Fin:	20.39	(21)	1.19
				Fin:	47.27	(17)				
			Run 2:	Int 1:	27.81	(12)	I1-Fin:	19.98	(9)	0.72
				Fin:	47.79	(8)				
			Total:	Int 1:	1:15.08	(18)				47.91
	Fin:	1:35.06	(12)				2.49			
14	ISHIBASHI Miki	JPN	Run 1:	Int 1:	27.45	(25)	I1-Fin:	20.11	(14)	1.76
				Fin:	47.56	(20)				
			Run 2:	Int 1:	27.98	(16)	I1-Fin:	20.62	(23)	0.89
				Fin:	48.60	(20)				
			Total:	Int 1:	1:15.54	(22)				48.37
	Fin:	1:36.16	(18)				3.59			
15	SMALDORE Petra	ITA	Run 1:	Int 1:	27.92	(29)	I1-Fin:	19.83	(11)	2.23
				Fin:	47.75	(23)				
			Run 2:	Int 1:	27.80	(11)	I1-Fin:	20.17	(15)	0.71
				Fin:	47.97	(12)				
			Total:	Int 1:	1:15.55	(23)				48.38
	Fin:	1:35.72	(16)				3.15			



Performance Analysis by Bib

Bib	Name	CTRY Code	Positions			Partials		Difference Time		
			Run	Int	Pos	Time	Rank			
16	LUUKKO Nea	FIN	Run 1:	Int 1:	26.07	(4)	I1-Fin:	19.57	(5)	0.38
				Fin:	45.64	(3)				
			Run 2:	Int 1:	27.69	(9)	I1-Fin:	20.23	(17)	0.60
				Fin:	47.92	(9)				
			Total:	Int 1:	1:13.33	(10)				46.16
	Fin:	1:33.56	(6)				0.99			
17	AJLEC Desiree	SLO	Run 1:	Int 1:			I1-Fin:			
				Fin:	DNF					
			Total:	Fin:	DNF					
18	DAVID Sandrine	CAN	Run 1:	Int 1:	26.59	(11)	I1-Fin:	19.75	(8)	0.90
				Fin:	46.34	(10)				
			Run 2:	Int 1:	27.82	(13)	I1-Fin:	20.12	(11)	0.73
				Fin:	47.94	(10)				
			Total:	Int 1:	1:14.16	(12)				46.99
	Fin:	1:34.28	(10)				1.71			
19	FIEGL Rebecca	AUT	Run 1:	Int 1:	26.38	(8)	I1-Fin:	19.79	(10)	0.69
				Fin:	46.17	(9)				
			Run 2:	Int 1:	27.90	(15)	I1-Fin:	19.88	(6)	0.81
				Fin:	47.78	(7)				
			Total:	Int 1:	1:14.07	(11)				46.90
	Fin:	1:33.95	(7)				1.38			
20	SCHMIDT Hannah	CAN	Run 1:	Int 1:	27.04	(18)	I1-Fin:	20.19	(18)	1.35
				Fin:	47.23	(16)				
			Run 2:	Int 1:	28.02	(18)	I1-Fin:	22.26	(31)	0.93
				Fin:	50.28	(27)				
			Total:	Int 1:	1:15.25	(20)				48.08
	Fin:	1:37.51	(23)				4.94			
21	SILANTEVA Anastasiia	RUS	Run 1:	Int 1:	27.20	(21)	I1-Fin:	20.32	(20)	1.51
				Fin:	47.52	(19)				
			Run 2:	Int 1:	27.84	(14)	I1-Fin:	20.12	(11)	0.75
				Fin:	47.96	(11)				
			Total:	Int 1:	1:15.36	(21)				48.19
	Fin:	1:35.48	(15)				2.91			
22	BERTSCH Nina Lea	SUI	Run 1:	Int 1:	26.74	(13)	I1-Fin:	19.96	(12)	1.05
				Fin:	46.70	(12)				
			Run 2:	Int 1:	27.61	(8)	I1-Fin:	19.65	(2)	0.52
				Fin:	47.26	(5)				
			Total:	Int 1:	1:14.31	(14)				47.14
	Fin:	1:33.96	(8)				1.39			
23	GIM So-Hui	KOR	Run 1:	Fin:	DNF		I1-Fin:			
			Total:	Fin:	DNF					
24	SPERANZONI Michela	ITA	Run 1:	Int 1:	27.17	(20)	I1-Fin:	21.85	(36)	1.48
				Fin:	49.02	(31)				
			Run 2:	Fin:	DNF		I1-Fin:			
			Total:	Fin:	DNF					



Performance Analysis by Bib

Bib	Name	CTRY Code	Positions			Partials		Difference Time		
			Run	Int	Pos	Time	Rank			
25	CAMKOVA Veronika	CZE	Run 1:	Int 1:	27.20	(21)	I1-Fin:	20.19	(18)	1.51
				Fin:	47.39	(18)				
			Run 2:	Int 1:	28.26	(23)	I1-Fin:	20.27	(19)	1.17
				Fin:	48.53	(18)				
Total:	Int 1:	1:15.65	(24)				48.48			
			Fin:	1:35.92	(17)				3.35	
26	GIDLUND Sofie	SWE	Run 1:	Int 1:			I1-Fin:			
				Fin:	DNF					
			Total:	Fin:	DNF					
27	OLIVIERI Veronica	ITA	Run 1:	Int 1:	26.89	(16)	I1-Fin:	20.18	(17)	1.20
				Fin:	47.07	(14)				
			Run 2:	Int 1:	27.59	(7)	I1-Fin:			0.50
				Fin:	DNF					
Total:	Fin:	DNF								
28	POITRAS Adrienne	CAN	Run 1:	Int 1:	26.68	(12)	I1-Fin:	19.75	(8)	0.99
				Fin:	46.43	(11)				
			Run 2:	Int 1:	28.20	(22)	I1-Fin:	20.02	(10)	1.11
				Fin:	48.22	(16)				
Total:	Int 1:	1:14.63	(16)				47.46			
			Fin:	1:34.65	(11)				2.08	
29	RUDOLFOVA Veronika	CZE	Run 1:	Int 1:	27.26	(23)	I1-Fin:	20.44	(22)	1.57
				Fin:	47.70	(21)				
			Run 2:	Int 1:			I1-Fin:			
				Fin:	DNF					
Total:	Fin:	DNF								
30	WIDNER Denise	AUT	Run 1:	Int 1:	27.28	(24)	I1-Fin:	20.45	(23)	1.59
				Fin:	47.73	(22)				
			Run 2:	Int 1:	28.38	(25)	I1-Fin:	20.16	(14)	1.29
				Fin:	48.54	(19)				
Total:	Int 1:	1:16.11	(26)				48.94			
			Fin:	1:36.27	(19)				3.70	
31	TIMCHENKO Elizaveta	RUS	Run 1:	Int 1:			I1-Fin:			
				Fin:	DNF					
			Total:	Fin:	DNF					
32	VIRKKULA Sohvi	FIN	Run 1:	Int 1:	28.09	(32)	I1-Fin:	20.55	(25)	2.40
				Fin:	48.64	(27)				
			Run 2:	Int 1:	28.55	(26)	I1-Fin:	20.61	(22)	1.46
				Fin:	49.16	(24)				
Total:	Int 1:	1:17.19	(29)				50.02			
			Fin:	1:37.80	(25)				5.23	



Performance Analysis by Bib

Bib	Name	CTRY Code	Positions			Partials		Difference Time		
			Run	Int	Pos	Time	Rank			
33	GRAFFI BRUNORO Elena	ITA	Run 1:	Int 1:	27.01	(17)	I1-Fin:	20.78	(28)	1.32
				Fin:	47.79	(24)				
			Run 2:	Int 1:	28.14	(21)	I1-Fin:	20.50	(21)	1.05
				Fin:	48.64	(21)				
Total:	Int 1:	1:15.93	(25)				48.76			
			Fin:	1:36.43	(20)				3.86	
34	NOLIN Frederique	CAN	Run 1:	Int 1:	28.28	(33)	I1-Fin:	20.54	(24)	2.59
				Fin:	48.82	(30)				
			Run 2:	Int 1:	28.60	(28)	I1-Fin:	20.72	(25)	1.51
				Fin:	49.32	(25)				
Total:	Int 1:	1:17.42	(32)				50.25			
			Fin:	1:38.14	(26)				5.57	
35	VOROZHEIKO Galina	RUS	Run 1:	Int 1:	27.52	(26)	I1-Fin:	20.81	(30)	1.83
				Fin:	48.33	(25)				
			Run 2:	Int 1:	28.06	(19)	I1-Fin:	20.37	(20)	0.97
				Fin:	48.43	(17)				
Total:	Int 1:	1:16.39	(27)				49.22			
			Fin:	1:36.76	(21)				4.19	
36	ARNOLD Andrea Louise	CZE	Run 1:	Int 1:	28.31	(34)	I1-Fin:	21.09	(32)	2.62
				Fin:	49.40	(33)				
			Run 2:	Int 1:	29.30	(31)	I1-Fin:	22.37	(32)	2.21
				Fin:	51.67	(30)				
Total:	Int 1:	1:18.70	(34)				51.53			
			Fin:	1:41.07	(29)				8.50	
37	GOLENKOVA Valentina	RUS	Run 1:	Int 1:	28.01	(31)	I1-Fin:	20.74	(26)	2.32
				Fin:	48.75	(29)				
			Run 2:	Int 1:	28.57	(27)	I1-Fin:	20.14	(13)	1.48
				Fin:	48.71	(22)				
Total:	Int 1:	1:17.32	(30)				50.15			
			Fin:	1:37.46	(22)				4.89	
38	NICASTRO Claudia	ITA	Run 1:	Int 1:			I1-Fin:			
				Fin:	DNF					
			Total:	Fin:	DNF					
39	MACAULAY Alice	GBR	Run 1:	Int 1:	29.48	(40)	I1-Fin:	22.18	(39)	3.79
				Fin:	51.66	(38)				
			Run 2:	Int 1:	30.08	(34)	I1-Fin:			2.99
				Fin:	DNF					
Total:	Fin:	DNF								
40	KLUSAK Magdalena	POL	Run 1:	Int 1:			I1-Fin:			
				Fin:	DNF					
			Total:	Fin:	DNF					



Performance Analysis by Bib

Bib	Name	CTRY Code	Positions			Partials		Difference Time	
			Run 1: Pos	Int 1: Pos	Time	Rank	Time		Rank
41	YURIKOVA Elena	RUS	Run 1: Int 1:	28.41	(35)	I1-Fin:	20.80	(29)	2.72
			Fin:	49.21	(32)				
			Run 2: Int 1:	29.18	(30)	I1-Fin:	21.04	(27)	2.09
			Fin:	50.22	(26)				
Total: Int 1:	1:18.39	(33)				51.22			
			Fin:	1:39.43	(27)				6.86
42	CHOE Jeong-Hyeon	KOR	Run 1: Fin:	DNS		I1-Fin:			
			Total: Fin:	DNS					
43	KEMPENAERS Elle	BEL	Run 1: Int 1:	27.99	(30)	I1-Fin:	21.59	(35)	2.30
			Fin:	49.58	(34)				
			Run 2: Int 1:	29.35	(32)	I1-Fin:	21.01	(26)	2.26
			Fin:	50.36	(28)				
Total: Int 1:	1:18.93	(35)				51.76			
			Fin:	1:39.94	(28)				7.37
44	NOH Jin-Soul	KOR	Run 1: Fin:	DNS		I1-Fin:			
			Total: Fin:	DNS					
45	DESROSIERS Marie	CAN	Run 1: Int 1:	27.85	(28)	I1-Fin:	20.77	(27)	2.16
			Fin:	48.62	(26)				
			Run 2: Int 1:	28.37	(24)	I1-Fin:			1.28
			Fin:	DNF					
Total: Fin:	DNF								
46	MIKLOSOVA Katarina	SVK	Run 1: Int 1:			I1-Fin:			
			Fin:	DNF					
			Total: Fin:	DNF					
47	ZIMSEK Ana	SLO	Run 1: Int 1:	28.48	(36)	I1-Fin:	21.11	(33)	2.79
			Fin:	49.59	(35)				
			Run 2: Int 1:	30.23	(35)	I1-Fin:	21.25	(28)	3.14
			Fin:	51.48	(29)				
Total: Int 1:	1:19.82	(36)				52.65			
			Fin:	1:41.07	(29)				8.50
48	BERNARD Juliette	SUI	Run 1: Int 1:	30.79	(45)	I1-Fin:	23.48	(42)	5.10
			Fin:	54.27	(42)				
			Run 2: Int 1:	30.70	(36)	I1-Fin:	21.98	(29)	3.61
			Fin:	52.68	(32)				
Total: Int 1:	1:24.97	(40)				57.80			
			Fin:	1:46.95	(33)				14.38
49	MISNIAKIEWICZ Hanna	POL	Run 1: Int 1:	28.60	(37)	I1-Fin:	21.25	(34)	2.91
			Fin:	49.85	(36)				
			Run 2: Int 1:			I1-Fin:			
			Fin:	DNF					
Total: Fin:	DNF								
50	CHU Sa-Rang	KOR	Run 1: Fin:	DNS		I1-Fin:			
			Total: Fin:	DNS					



Performance Analysis by Bib

Bib	Name	CTRY Code	Positions			Partials		Difference Time		
			Run	Int	Pos	Time	Rank			
51	MIREK Katarzyna	POL	Run 1:	Int 1:	29.07	(39)	I1-Fin:	21.92	(37)	3.38
				Fin:	50.99	(37)				
			Run 2:	Int 1:	31.10	(37)	I1-Fin:	22.84	(33)	4.01
				Fin:	53.94	(33)				
Total:	Int 1:	1:22.09	(39)				54.92			
		Fin:	1:44.93	(32)				12.36		
52	MALINOWSKA Aleksandra	POL	Run 1:	Int 1:	29.67	(42)	I1-Fin:			3.98
				Fin:	DNF					
			Total:	Fin:	DNF					
53	KOLASA Anna	POL	Run 1:	Int 1:	28.84	(38)	I1-Fin:			3.15
				Fin:	DNF					
			Total:	Fin:	DNF					
54	ORANGE Virginia	NZL	Run 1:	Int 1:	30.83	(46)	I1-Fin:	22.62	(40)	5.14
				Fin:	53.45	(40)				
			Run 2:	Int 1:	31.84	(39)	I1-Fin:	23.23	(34)	4.75
				Fin:	55.07	(34)				
Total:	Int 1:	1:25.29	(41)				58.12			
		Fin:	1:48.52	(34)				15.95		
55	VAHER Lise Anette	EST	Run 1:	Int 1:			I1-Fin:			
				Fin:	DNF					
			Total:	Fin:	DNF					
56	MATHIS Katrin	SUI	Run 1:	Int 1:	29.61	(41)	I1-Fin:	22.10	(38)	3.92
				Fin:	51.71	(39)				
			Run 2:	Int 1:	29.63	(33)	I1-Fin:	22.17	(30)	2.54
				Fin:	51.80	(31)				
Total:	Int 1:	1:21.34	(37)				54.17			
		Fin:	1:43.51	(31)				10.94		
57	PONOMARENKO Mariia	UKR	Run 1:	Int 1:	32.47	(48)	I1-Fin:	24.52	(44)	6.78
				Fin:	56.99	(44)				
			Run 2:	Int 1:	32.88	(41)	I1-Fin:	24.71	(36)	5.79
				Fin:	57.59	(37)				
Total:	Int 1:	1:29.87	(44)				62.70			
		Fin:	1:54.58	(37)				22.01		
58	ABBASI Forough	IRI	Run 1:	Int 1:	30.74	(44)	I1-Fin:	23.87	(43)	5.05
				Fin:	54.61	(43)				
			Run 2:	Int 1:	31.98	(40)	I1-Fin:	24.93	(37)	4.89
				Fin:	56.91	(36)				
Total:	Int 1:	1:26.59	(43)				59.42			
		Fin:	1:51.52	(36)				18.95		
59	GRIGOROVA Mariya	KAZ	Run 1:	Int 1:	30.84	(47)	I1-Fin:	22.83	(41)	5.15
				Fin:	53.67	(41)				
			Run 2:	Int 1:	31.78	(38)	I1-Fin:	23.43	(35)	4.69
				Fin:	55.21	(35)				
Total:	Int 1:	1:25.45	(42)				58.28			
		Fin:	1:48.88	(35)				16.31		



Performance Analysis by Bib

Bib	Name	CTRY Code	Positions			Partials		Difference Time
			Run 1: Pos	Int 1: Pos	Time	Rank	Time	
60	CARIKIOGLU Ozlem	TUR	Run 1: Pos	Int 1: Pos	30.51 DNF	(43)	I1-Fin:	4.82
			Total: Pos	Fin:	DNF			
61	SAVEHSHEMASHAKI Sadaf	IRI	Run 1: Pos	Int 1: Pos	DNF		I1-Fin:	
			Total: Pos	Fin:	DNF			
62	MOHBAT Natacha	LBN	Run 1: Pos	Int 1: Pos	36.72 DNF	(50)	I1-Fin:	11.03
			Total: Pos	Fin:	DNF			
63	IS Ece	TUR	Run 1: Pos	Int 1: Pos	DNF		I1-Fin:	
			Total: Pos	Fin:	DNF			
64	ZALI TOROJENI Najmeh	IRI	Run 1: Pos	Int 1: Pos	35.54 1:03.10	(49) (45)	I1-Fin:	9.85 18.07
			Run 2: Pos	Int 1: Pos	35.14 1:01.32	(42) (38)	I1-Fin:	8.05 14.39
			Total: Pos	Int 1: Pos	1:38.24 2:04.42	(45) (38)		71.07 31.85
65	FAYAD Isabelle Catherine	LBN	Run 1: Pos	Int 1: Pos	DNF		I1-Fin:	
			Total: Pos	Fin:	DNF			
66	BAKRADZE Tamar	GEO	Run 1: Pos	Fin:	DNS		I1-Fin:	
			Total: Pos	Fin:	DNS			

Intermediate Time Positions: Int. 1 = Intermediate 1

Legend:

Fin	Finish	Int	Intermediate	Pos.	Intermediate position
-----	--------	-----	--------------	------	-----------------------



Almaty 2017
28th WINTER UNIVERSIADE

Shymbulak Ski Resort

MON 6 FEB 2017
Start Time 10:00

Alpine Skiing

Ladies' Slalom



Penalty Calculation

Best 10 at Finish

Rank	Bib	FIS Code	Name	CTRY Code	FIS Points	Best 5	Race Points
1	11	665009	SHKANOVA Maria	BLR	17.70	17.70	0.00
2	7	206290	HUEBNER Monica	GER	14.70	14.70	0.78
3	3	506684	JANSSON Louise	SWE	27.37	27.37	1.79
4	5	307493	ANDO Asa	JPN	9.61	9.61	2.64
5	6	506659	HILTULA Lisa	SWE	28.61	28.61	2.88
6	16	185411	LUUKKO Nea	FIN	29.52		
7	19	56286	FIEGL Rebecca	AUT	31.04		
8	22	516371	BERTSCH Nina Lea	SUI	33.12		
9	10	155586	KMOCHOVA Tereza	CZE	28.95		
10	18	107388	DAVID Sandrine	CAN	30.85		

Best 5 FIS Points at Start

Rank	Bib	FIS Code	Name	CTRY Code	FIS Points
4	5	307493	ANDO Asa	JPN	9.61
DNF	2	155728	DUBOVSKA Martina	CZE	11.36
2	7	206290	HUEBNER Monica	GER	14.70
DNF	12	206464	BREUNING Ann-Kathrin	GER	15.44
1	11	665009	SHKANOVA Maria	BLR	17.70

TOTALS:

FIS Points of Best 5 as Start (B)	68.81	
FIS Points of Best at Finish in Top 10 (A)		97.99
Race Points of Corresponding Competitors (C)		8.09
Calculated Penalty (A+B-C):10	15.871	
Rounded	15.87	
Category Adder	0.00	
Correction Value (Z)	0.00	
Calculated Penalty	15.87	
Penalty Applied	15.87	

Legend:

DNF Did Not Finish

06-02-2017 / ALMATY (KAZ) / 6081

ALPWSL-----_77C 1.0

Report Created MON 6 FEB 2017 14:05

Page 1/1






Start List

Jury			Technical Data		
FIS Technical Delegate	SCHUEPBACH Urs	SUI	Course Name	DocTar	
Referee FISU TD	KRANJC Matjaz	SLO	Start Altitude	2550m	
Chief of Race	OBYSKALOV Andre	KAZ	Finish Altitude	2400m	
			Vertical Drop	150m	
			Homologation Number	11692/04/15	
Race Information Run 1			Race Information Run 2		
Course Setter	ROUTHIER Ève	CAN	Course Setter	OHAGEN JOHAN	SWE
Gates/Turning Gates	56/53		Gates/Turning Gates		
Start Time	10:00		Start Time	13:00	

Number of Competitors: 66, Number of Countries: 25

Bib	FIS Code	Name	Year of Birth	CTRY Code	Time
1	506739	STENVALL Emma	1996	SWE	
2	155728	DUBOVSKA Martina	1992	CZE	
3	506684	JANSSON Louise	1995	SWE	
4	506523	WEDSJOE Lisa	1994	SWE	
5	307493	ANDO Asa	1996	JPN	
6	506659	HILTULA Lisa	1995	SWE	
7	206290	HUEBNER Monica	1990	GER	
8	485941	PLESHKOVA Iulija	1997	RUS	
9	705394	KANTOROVA Barbara	1992	SVK	
10	155586	KMOCHOVA Tereza	1990	CZE	
11	665009	SHKANOVA Maria	1989	BLR	
12	206464	BREUNING Ann-Kathrin	1992	GER	
13	506657	ASP Mette	1995	SWE	
14	307601	ISHIBASHI Miki	1996	JPN	
15	299586	SMALDORE Petra	1997	ITA	
16	185411	LUUKKO Nea	1996	FIN	
17	565453	AJLEC Desiree	1996	SLO	
18	107388	DAVID Sandrine	1994	CAN	
19	56286	FIEGL Rebecca	1995	AUT	
20	107424	SCHMIDT Hannah	1994	CAN	
21	485973	SILANTEVA Anastasiia	1998	RUS	
22	516371	BERTSCH Nina Lea	1995	SUI	
23	325119	GIM So-Hui	1996	KOR	
24	299080	SPERANZONI Michela	1995	ITA	
25	155790	CAMKOVA Veronika	1996	CZE	
26	506768	GIDLUND Sofie	1996	SWE	
27	299000	OLIVIERI Veronica	1995	ITA	
28	107497	POITRAS Adrienne	1995	CAN	
29	155698	RUDOLFOVA Veronika	1993	CZE	
30	56396	WIDNER Denise	1997	AUT	
31	485850	TIMCHENKO Elizaveta	1996	RUS	
32	185357	VIRKKULA Sohvi	1993	FIN	
33	299426	GRAFFI BRUNORO Elena	1996	ITA	
34	107589	NOLIN Frederique	1996	CAN	
35	485971	VOROZHEIKO Galina	1998	RUS	
36	155873	ARNOLD Andrea Louise	1998	CZE	
37	485748	GOLENKOVA Valentina	1994	RUS	
38	299697	NICASTRO Claudia	1997	ITA	
39	225590	MACAULAY Alice	1995	GBR	
40	435347	KLUSAK Magdalena	1995	POL	
41	485934	YURIKOVA Elena	1997	RUS	
42	325115	CHOE Jeong-Hyeon	1996	KOR	





Almaty 2017
28th WINTER UNIVERSIADE

Shymbulak Ski Resort

MON 6 FEB 2017
Start Time 10:00

Alpine Skiing

Ladies' Slalom

Run 1



Start List

Number of Competitors: 66, Number of Countries: 25

Bib	FIS Code	Name	Year of Birth	CTRY Code	Time
43	65114	KEMPENAERS Elle	1998	BEL	
44	325118	NOH Jin-Soul	1996	KOR	
45	107634	DESROSIERS Marie	1996	CAN	
46	705424	MIKLOSOVA Katarina	1995	SVK	
47	565438	ZIMSEK Ana	1995	SLO	
48	516357	BERNARD Juliette	1995	SUI	
49	435387	MISNIAKIEWICZ Hanna	1996	POL	
50	325117	CHU Sa-Rang	1996	KOR	
51	435391	MIREK Katarzyna	1997	POL	
52	435372	MALINOWSKA Aleksandra	1996	POL	
53	435373	KOLASA Anna	1996	POL	
54	415173	ORANGE Virginia	1991	NZL	
55	395018	VAHER Lise Anette	1996	EST	
56	516317	MATHIS Katrin	1994	SUI	
57	695127	PONOMARENKO Mariia	1999	UKR	
58	265028	ABBASI Forough	1993	IRI	
59	675035	GRIGOROVA Mariya	1996	KAZ	
60	525085	CARIKCIOGLU Ozlem	1994	TUR	
61	265033	SAVEHSHEMASHAKI Sadaf	1995	IRI	
62	345107	MOHBAT Natacha	1996	LBN	
63	525097	IS Ece	1997	TUR	
64	265036	ZALI TOROJENI Najmeh	1995	IRI	
65	345125	FAYAD Isabelle Catherine	1998	LBN	
66	685022	BAKRADZE Tamar	1995	GEO	

Forerunners						
Run 1	A - Islan SATKEEV	KAZ	B - Karina LUNKINA	RUS	C - Carlo BERETTA	ITA
	D - Filippo BERETTA	ITA				
Run 2	A - Islan SATKEEV	KAZ	B - Karina LUNKINA	RUS	C - Carlo BERETTA	ITA
	D - Filippo BERETTA	ITA				

Updated number of Gates and Turning Gates

06-02-2017 / ALMATY (KAZ) / 6081

ALPWSL-----FNL-000101--_51A 1.1

Report Created MON 6 FEB 2017 8:57

Page 2/2





Almaty 2017
28th WINTER UNIVERSIADE

Shymbulak Ski Resort

MON 6 FEB 2017
Start Time 10:00

Alpine Skiing

Ladies' Slalom

Run 1



Official Results

Jury

FIS Technical Delegate	SCHUEPBACH Urs	SUI
Referee FISU TD	KRANJC Matjaz	SLO
Chief of Race	OBYSKALOV Andre	KAZ

Technical Data

Course Name	DocTar
Start Altitude	2550m
Finish Altitude	2400m
Vertical Drop	150m
Homologation Number	11692/04/15

Race Information Run 1

Course Setter	ROUTHIER Ève	CAN
Gates/Turning Gates	56/53	
Start Time	10:00	

Race Information Run 2

Course Setter	OHAGEN JOHAN	SWE
Gates/Turning Gates		
Start Time	13:00	

Number of Competitors: 66, Number of Countries: 25

Rank	Bib	FIS Code	Name	Year of Birth	CTRY Code	Time	Diff.
1	7	206290	HUEBNER Monica	1990	GER	45.03	
2	11	665009	SHKANOVA Maria	1989	BLR	45.41	0.38
3	16	185411	LUUKKO Nea	1996	FIN	45.64	0.61
4	2	155728	DUBOVSKA Martina	1992	CZE	45.74	0.71
5	5	307493	ANDO Asa	1996	JPN	45.81	0.78
6	6	506659	HILTULA Lisa	1995	SWE	45.83	0.80
7	3	506684	JANSSON Louise	1995	SWE	45.87	0.84
8	10	155586	KMOCHOVA Tereza	1990	CZE	46.05	1.02
9	19	56286	FIEGL Rebecca	1995	AUT	46.17	1.14
10	18	107388	DAVID Sandrine	1994	CAN	46.34	1.31
11	28	107497	POITRAS Adrienne	1995	CAN	46.43	1.40
12	22	516371	BERTSCH Nina Lea	1995	SUI	46.70	1.67
13	1	506739	STENVALL Emma	1996	SWE	46.96	1.93
14	27	299000	OLIVIERI Veronica	1995	ITA	47.07	2.04
15	4	506523	WEDSJOE Lisa	1994	SWE	47.22	2.19
16	20	107424	SCHMIDT Hannah	1994	CAN	47.23	2.20
17	13	506657	ASP Mette	1995	SWE	47.27	2.24
18	25	155790	CAMKOVA Veronika	1996	CZE	47.39	2.36
19	21	485973	SILANTEVA Anastasiia	1998	RUS	47.52	2.49
20	14	307601	ISHIBASHI Miki	1996	JPN	47.56	2.53
21	29	155698	RUDOLFOVA Veronika	1993	CZE	47.70	2.67
22	30	56396	WIDNER Denise	1997	AUT	47.73	2.70
23	15	299586	SMALDORE Petra	1997	ITA	47.75	2.72
24	33	299426	GRAFFI BRUNORO Elena	1996	ITA	47.79	2.76
25	35	485971	VOROZHEIKO Galina	1998	RUS	48.33	3.30
26	45	107634	DESROSIERS Marie	1996	CAN	48.62	3.59
27	32	185357	VIRKKULA Sohvi	1993	FIN	48.64	3.61
28	8	485941	PLESHKOVA Iulija	1997	RUS	48.70	3.67
29	37	485748	GOLENKOVA Valentina	1994	RUS	48.75	3.72
30	34	107589	NOLIN Frederique	1996	CAN	48.82	3.79
31	24	299080	SPERANZONI Michela	1995	ITA	49.02	3.99
32	41	485934	YURIKOVA Elena	1997	RUS	49.21	4.18
33	36	155873	ARNOLD Andrea Louise	1998	CZE	49.40	4.37
34	43	65114	KEMPENAERS Elle	1998	BEL	49.58	4.55
35	47	565438	ZIMSEK Ana	1995	SLO	49.59	4.56
36	49	435387	MISNIAKIEWICZ Hanna	1996	POL	49.85	4.82
37	51	435391	MIREK Katarzyna	1997	POL	50.99	5.96
38	39	225590	MACAULAY Alice	1995	GBR	51.66	6.63
39	56	516317	MATHIS Katrin	1994	SUI	51.71	6.68
40	54	415173	ORANGE Virginia	1991	NZL	53.45	8.42



Almaty 2017
28th WINTER UNIVERSIADE

Shymbulak Ski Resort

MON 6 FEB 2017
Start Time 10:00

Alpine Skiing

Ladies' Slalom

Run 1



Official Results

Number of Competitors: 66, Number of Countries: 25

Rank	Bib	FIS Code	Name	Year of Birth	CTRY Code	Time	Diff.
41	59	675035	GRIGOROVA Mariya	1996	KAZ	53.67	8.64
42	48	516357	BERNARD Juliette	1995	SUI	54.27	9.24
43	58	265028	ABBASI Forough	1993	IRI	54.61	9.58
44	57	695127	PONOMARENKO Mariia	1999	UKR	56.99	11.96
45	64	265036	ZALI TOROJENI Najmeh	1995	IRI	1:03.10	18.07

DID NOT FINISH RUN 1: 16 competitors

9	705394	KANTOROVA Barbara	1992	SVK
12	206464	BREUNING Ann-Kathrin	1992	GER
17	565453	AJLEC Desiree	1996	SLO
26	506768	GIDLUND Sofie	1996	SWE
31	485850	TIMCHENKO Elizaveta	1996	RUS
38	299697	NICASTRO Claudia	1997	ITA
40	435347	KLUSAK Magdalena	1995	POL
46	705424	MIKLOSOVA Katarina	1995	SVK
52	435372	MALINOWSKA Aleksandra	1996	POL
53	435373	KOLASA Anna	1996	POL
55	395018	VAHER Lise Anette	1996	EST
60	525085	CARIKCIOGLU Ozlem	1994	TUR
61	265033	SAVEHSEMSHAKI Sadaf	1995	IRI
62	345107	MOHBAT Natacha	1996	LBN
63	525097	IS Ece	1997	TUR
65	345125	FAYAD Isabelle Catherine	1998	LBN

DID NOT START RUN 1: 5 competitors

23	325119	GIM So-Hui	1996	KOR
42	325115	CHOE Jeong-Hyeon	1996	KOR
44	325118	NOH Jin-Soul	1996	KOR
50	325117	CHU Sa-Rang	1996	KOR
66	685022	BAKRADZE Tamar	1995	GEO

Forerunners						
Run 1	A - Islan SATKEEV	KAZ	B - Karina LUNKINA	RUS	C - Carlo BERETTA	ITA
	D - Filippo BERETTA	ITA				
Run 2	A - Islan SATKEEV	KAZ	B - Karina LUNKINA	RUS	C - Carlo BERETTA	ITA
	D - Filippo BERETTA	ITA				

Conditions on course			
Run 1: SUNNY	Snow: HARD	Temperature - Start: -19°C / -2.2°F	Temperature - Finish: -19°C / -2.2°F

06-02-2017 / ALMATY (KAZ) / 6081

ALPWSL-----FNL-000101--_73B 1.0

Report Created MON 6 FEB 2017 11:18

Page 2/2





Start List

Jury

FIS Technical Delegate	SCHUEPBACH Urs	SUI
Referee FISU TD	KRANJC Matjaz	SLO
Chief of Race	OBYSKALOV Andre	KAZ

Technical Data

Course Name	DocTar
Start Altitude	2550m
Finish Altitude	2400m
Vertical Drop	150m
Homologation Number	11692/04/15

Race Information Run 1

Course Setter	ROUTHIER Ève	CAN
Gates/Turning Gates	56/53	
Start Time	10:00	

Race Information Run 2

Course Setter	OHAGEN JOHAN	SWE
Gates/Turning Gates	55/53	
Start Time	13:00	

Number of Competitors: 45, Number of Countries: 19

Start Order	Bib	FIS Code	Name	Year of Birth	CTRY Code	Run 1	Diff.	Rank	Run 2	Total
1	34	107589	NOLIN Frederique	1996	CAN	48.82	3.79	30		
2	37	485748	GOLENKOVA Valentina	1994	RUS	48.75	3.72	29		
3	8	485941	PLESHKOVA Iulija	1997	RUS	48.70	3.67	28		
4	32	185357	VIRKKULA Sohvi	1993	FIN	48.64	3.61	27		
5	45	107634	DESROSIERS Marie	1996	CAN	48.62	3.59	26		
6	35	485971	VOROZHEIKO Galina	1998	RUS	48.33	3.30	25		
7	33	299426	GRAFFI BRUNORO Elena	1996	ITA	47.79	2.76	24		
8	15	299586	SMALDORE Petra	1997	ITA	47.75	2.72	23		
9	30	56396	WIDNER Denise	1997	AUT	47.73	2.70	22		
10	29	155698	RUDOLFOVA Veronika	1993	CZE	47.70	2.67	21		
11	14	307601	ISHIBASHI Miki	1996	JPN	47.56	2.53	20		
12	21	485973	SILANTEVA Anastasiia	1998	RUS	47.52	2.49	19		
13	25	155790	CAMKOVA Veronika	1996	CZE	47.39	2.36	18		
14	13	506657	ASP Mette	1995	SWE	47.27	2.24	17		
15	20	107424	SCHMIDT Hannah	1994	CAN	47.23	2.20	16		
16	4	506523	WEDSJOE Lisa	1994	SWE	47.22	2.19	15		
17	27	299000	OLIVIERI Veronica	1995	ITA	47.07	2.04	14		
18	1	506739	STENVALL Emma	1996	SWE	46.96	1.93	13		
19	22	516371	BERTSCH Nina Lea	1995	SUI	46.70	1.67	12		
20	28	107497	POITRAS Adrienne	1995	CAN	46.43	1.40	11		
21	18	107388	DAVID Sandrine	1994	CAN	46.34	1.31	10		
22	19	56286	FIEGL Rebecca	1995	AUT	46.17	1.14	9		
23	10	155586	KMOCHOVA Tereza	1990	CZE	46.05	1.02	8		
24	3	506684	JANSSON Louise	1995	SWE	45.87	0.84	7		
25	6	506659	HILTULA Lisa	1995	SWE	45.83	0.80	6		
26	5	307493	ANDO Asa	1996	JPN	45.81	0.78	5		
27	2	155728	DUBOVSKA Martina	1992	CZE	45.74	0.71	4		
28	16	185411	LUUKKO Nea	1996	FIN	45.64	0.61	3		
29	11	665009	SHKANOVA Maria	1989	BLR	45.41	0.38	2		
30	7	206290	HUEBNER Monica	1990	GER	45.03	0.00	1		
31	24	299080	SPERANZONI Michela	1995	ITA	49.02	3.99	31		
32	41	485934	YURIKOVA Elena	1997	RUS	49.21	4.18	32		
33	36	155873	ARNOLD Andrea Louise	1998	CZE	49.40	4.37	33		
34	43	65114	KEMPENAERS Elle	1998	BEL	49.58	4.55	34		
35	47	565438	ZIMSEK Ana	1995	SLO	49.59	4.56	35		
36	49	435387	MISNIAKIEWICZ Hanna	1996	POL	49.85	4.82	36		
37	51	435391	MIREK Katarzyna	1997	POL	50.99	5.96	37		
38	39	225590	MACAULAY Alice	1995	GBR	51.66	6.63	38		
39	56	516317	MATHIS Katrin	1994	SUI	51.71	6.68	39		
40	54	415173	ORANGE Virginia	1991	NZL	53.45	8.42	40		
41	59	675035	GRIGOROVA Mariya	1996	KAZ	53.67	8.64	41		
42	48	516357	BERNARD Juliette	1995	SUI	54.27	9.24	42		



Start List

Number of Competitors: 45, Number of Countries: 19

Start Order	Bib	FIS Code	Name	Year of Birth	CTRY Code	Run 1	Diff.	Rank	Run 2	Total
43	58	265028	ABBASI Forough	1993	IRI	54.61	9.58	43		
44	57	695127	PONOMARENKO Mariia	1999	UKR	56.99	11.96	44		
45	64	265036	ZALI TOROJENI Najmeh	1995	IRI	1:03.10	18.07	45		

Forerunners						
Run 1	A - Islan SATKEEV	KAZ	B - Karina LUNKINA	RUS	C - Carlo BERETTA	ITA
	D - Filippo BERETTA	ITA				
Run 2	A - Islan SATKEEV	KAZ	B - Karina LUNKINA	RUS	C - Carlo BERETTA	ITA
	D - Filippo BERETTA	ITA				

Updated number of Gates and Turning Gates

06-02-2017 / ALMATY (KAZ) / 6081





Almaty 2017

28TH WINTER UNIVERSIADE



ALPINE SKIING

Ladies' Giant Slalom



Official Results

Jury

FIS Technical Delegate	SCHUEPBACH Urs	SUI
Referee FISU TD	KRANJC Matjaz	SLO
Chief of Race	OBYSKALOV Andre	KAZ

Technical Data

Course Name	Edelweiss
Start Altitude	2715m
Finish Altitude	2370m
Vertical Drop	345m
Homologation Number	11693/04/15

Race Information Run 1

Course Setter	TENHUNEN Juha	FIN
Gates/Turning Gates	48/47	
Start Time	10:00	

Race Information Run 2

Course Setter	MALUZ Joze	BLR
Gates/Turning Gates	48/46	
Start Time	13:00	

Number of Competitors: 70, Number of Countries: 26

F-factor: 980

Rank	Bib	FIS Code	Name	Year of Birth	CTRY Code	Run 1	Run 2	Total	Diff.	Race Points
1	10	307493	ANDO Asa	1996	JPN	1:15.98 (2)	1:09.70 (1)	2:25.68		
2	3	565453	AJLEC Desiree	1996	SLO	1:15.30 (1)	1:11.51 (10)	2:26.81	1.13	7.60
3	6	665009	SHKANOVA Maria	1989	BLR	1:16.09 (3)	1:11.19 (7)	2:27.28	1.60	10.76
4	17	155586	KMOCHOVA Tereza	1990	CZE	1:17.56 (5)	1:10.85 (3)	2:28.41	2.73	18.36
5	5	185411	LUUKKO Nea	1996	FIN	1:17.72 (6)	1:10.92 (5)	2:28.64	2.96	19.91
6	11	155728	DUBOVSKA Martina	1992	CZE	1:18.16 (9)	1:10.82 (2)	2:28.98	3.30	22.20
7	15	485713	POPOVA Ekaterina	1993	RUS	1:18.08 (7)	1:11.72 (11)	2:29.80	4.12	27.72
8	26	56396	WIDNER Denise	1997	AUT	1:18.99 (11)	1:10.90 (4)	2:29.89	4.21	28.32
9	13	206464	BREUNING Ann-Kathrin	1992	GER	1:19.05 (12)	1:10.95 (6)	2:30.00	4.32	29.06
10	14	307601	ISHIBASHI Miki	1996	JPN	1:18.66 (10)	1:11.45 (9)	2:30.11	4.43	29.80
11	7	299080	SPERANZONI Michela	1995	ITA	1:18.12 (8)	1:12.13 (15)	2:30.25	4.57	30.74
12	4	485973	SILANTEVA Anastasiia	1998	RUS	1:19.08 (13)	1:11.43 (8)	2:30.51	4.83	32.49
13	8	299586	SMALDORE Petra	1997	ITA	1:19.52 (16)	1:11.95 (13)	2:31.47	5.79	38.95
14	23	299426	GRAFFI BRUNORO Elena	1996	ITA	1:19.80 (18)	1:11.86 (12)	2:31.66	5.98	40.23
15	32	185357	VIRKKULA Sohvi	1993	FIN	1:19.54 (17)	1:12.66 (19)	2:32.20	6.52	43.86
16	16	56286	FIEGL Rebecca	1995	AUT	1:19.95 (19)	1:12.28 (17)	2:32.23	6.55	44.06
17	2	506523	WEDSJOE Lisa	1994	SWE	1:19.24 (14)	1:13.13 (22)	2:32.37	6.69	45.00
18	9	206290	HUEBNER Monica	1990	GER	1:20.40 (21)	1:12.26 (16)	2:32.66	6.98	46.95
19	22	155790	CAMKOVA Veronika	1996	CZE	1:19.43 (15)	1:13.35 (25)	2:32.78	7.10	47.76
20	30	485941	PLESHKOVA Iulija	1997	RUS	1:20.03 (20)	1:13.24 (24)	2:33.27	7.59	51.06
21	39	516371	BERTSCH Nina Lea	1995	SUI	1:21.09 (27)	1:12.28 (17)	2:33.37	7.69	51.73
22	33	155873	ARNOLD Andrea Louise	1998	CZE	1:20.60 (22)	1:12.82 (21)	2:33.42	7.74	52.07
23	27	325119	GIM So-Hui	1996	KOR	1:21.68 (28)	1:12.08 (14)	2:33.76	8.08	54.35
24	21	485934	YURIKOVA Elena	1997	RUS	1:20.69 (23)	1:13.14 (23)	2:33.83	8.15	54.83
25	18	485850	TIMCHENKO Elizaveta	1996	RUS	1:20.86 (26)	1:13.50 (26)	2:34.36	8.68	58.39
26	34	107388	DAVID Sandrine	1994	CAN	1:22.06 (29)	1:12.71 (20)	2:34.77	9.09	61.15
27	42	435347	KLUSAK Magdalena	1995	POL	1:20.81 (25)	1:14.62 (30)	2:35.43	9.75	65.59
28	25	506684	JANSSON Louise	1995	SWE	1:20.75 (24)	1:15.07 (33)	2:35.82	10.14	68.21
29	36	107497	POITRAS Adrienne	1995	CAN	1:22.23 (33)	1:13.67 (27)	2:35.90	10.22	68.75
30	35	225590	MACAULAY Alice	1995	GBR	1:22.11 (30)	1:13.87 (28)	2:35.98	10.30	69.29
31	29	299697	NICASTRO Claudia	1997	ITA	1:22.12 (31)	1:14.75 (31)	2:36.87	11.19	75.28
32	53	516317	MATHIS Katrin	1994	SUI	1:22.20 (32)	1:14.88 (32)	2:37.08	11.40	76.69
33	47	107589	NOLIN Frederique	1996	CAN	1:24.44 (37)	1:14.50 (29)	2:38.94	13.26	89.20
34	48	415173	ORANGE Virginia	1991	NZL	1:25.81 (40)	1:17.88 (34)	2:43.69	18.01	121.15
35	50	675035	GRIGOROVA Mariya	1996	KAZ	1:27.65 (41)	1:18.36 (35)	2:46.01	20.33	136.76
36	54	516357	BERNARD Juliette	1995	SUI	1:30.98 (44)	1:18.77 (36)	2:49.75	24.07	161.92
37	60	525085	CARIKIOGLU Ozlem	1994	TUR	1:33.33 (46)	1:24.27 (37)	2:57.60	31.92	214.73
38	59	695127	PONOMARENKO Mariia	1999	UKR	1:33.09 (45)	1:26.20 (38)	2:59.29	33.61	226.10
39	62	345107	MOHBAT Natacha	1996	LBN	1:36.46 (48)	1:26.71 (39)	3:03.17	37.49	252.20
40	61	265028	ABBASI Forough	1993	IRI	1:35.99 (47)	1:33.16 (42)	3:09.15	43.47	292.43



Almaty 2017
28th WINTER UNIVERSIADE

Shymbulak Ski Resort

FRI 3 FEB 2017
Start Time 13:00

Alpine Skiing

Ladies' Giant Slalom



Official Results

Number of Competitors: 70, Number of Countries: 26

F-factor: 980

Rank	Bib	FIS Code	Name	Year of Birth	CTRY Code	Run 1	Run 2	Total	Diff.	Race Points
41	63	265033	SAVEHSEMSHAKI Sadaf	1995	IRI	1:40.95 (49)	1:28.21 (40)	3:09.16	43.48	292.49
42	66	525097	IS Ece	1997	TUR	1:42.15 (51)	1:31.35 (41)	3:13.50	47.82	321.69
43	67	345125	FAYAD Isabelle Catherine	1998	LBN	1:41.66 (50)	1:36.22 (43)	3:17.88	52.20	351.15
44	70	125050	XIE Yue	1992	CHN	2:07.26 (52)	1:58.08 (45)	4:05.34	1:39.66	670.42
45	68	125049	LU Xin	1995	CHN	2:19.65 (53)	1:56.22 (44)	4:15.87	1:50.19	741.26

DID NOT FINISH RUN 2: 7 competitors

1	485807	OVCHNIKOVA Daria	1995	RUS	1:17.55 (4)
20	107424	SCHMIDT Hannah	1994	CAN	1:22.53 (34)
31	506659	HILTULA Lisa	1995	SWE	1:23.85 (36)
38	506657	ASP Mette	1995	SWE	1:23.31 (35)
44	435387	MISNIAKIEWICZ Hanna	1996	POL	1:24.72 (39)
56	325117	CHU Sa-Rang	1996	KOR	1:30.93 (43)
57	435391	MIREK Katarzyna	1997	POL	1:24.61 (38)

DID NOT START RUN 2: 1 competitor

55	435373	KOLASA Anna	1996	POL	1:30.57 (42)
----	--------	-------------	------	-----	--------------

DID NOT FINISH RUN 1: 16 competitors

12	705394	KANTOROVA Barbara	1992	SVK
19	506739	STENVALL Emma	1996	SWE
24	506768	GIDLUND Sofie	1996	SWE
37	299000	OLIVIERI Veronica	1995	ITA
40	107634	DESROSIERS Marie	1996	CAN
41	325115	CHOE Jeong-Hyeon	1996	KOR
43	155698	RUDOLFOVA Veronika	1993	CZE
45	705424	MIKLOSOVA Katarina	1995	SVK
46	325130	HONG Ye-Bin	1998	KOR
49	325118	NOH Jin-Soul	1996	KOR
51	565438	ZIMSEK Ana	1995	SLO
52	435372	MALINOWSKA Aleksandra	1996	POL
58	65114	KEMPENERS Eile	1998	BEL
64	395018	VAHER Lise Anette	1996	EST
65	265036	ZALI TOROJENI Najmeh	1995	IRI
69	685022	BAKRADZE Tamar	1995	GEO

DID NOT START RUN 1: 1 competitor

28	155605	KLOUCKOVA Karolina	1990	CZE
----	--------	--------------------	------	-----

Forerunners

Run 1	A - SATKEEV Islan D - CASARTELLI Athos	KAZ ITA	B - KARASEV Mikhail	KAZ	C - BERETTA Filippo	ITA
Run 2	A - SATKEEV Islan D - CASARTELLI Athos	KAZ ITA	B - KARASEV Mikhail	KAZ	C - BERETTA Filippo	ITA

03-02-2017 / ALMATY (KAZ) / 6080

ALPWGS-----_73C 1.0

Report Created FRI 3 FEB 2017 14:17

Page 2/2





Performance Analysis by Rank

Number of Competitors: 45, Number of Countries: 22

Rank	Bib	Name	CTRY Code	Positions			Partials		Difference Time		
				Run	Int	Pos	Time	Rank			
1	10	ANDO Asa	JPN	Run 1:	Int 1:	35.95	(3)	I1-Fin:	40.03	(2)	0.37
					Fin:	1:15.98	(2)				
				Run 2:	Int 1:	34.78	(3)	I1-Fin:	34.92	(1)	0.04
					Fin:	1:09.70	(1)				
Total:	Int 1:	1:50.76	(1)				0.00				
				Fin:	2:25.68	(1)				0.00	
2	3	AJLEC Desiree	SLO	Run 1:	Int 1:	35.94	(2)	I1-Fin:	39.36	(1)	0.36
					Fin:	1:15.30	(1)				
				Run 2:	Int 1:	35.57	(15)	I1-Fin:	35.94	(7)	0.83
					Fin:	1:11.51	(10)				
Total:	Int 1:	1:50.87	(2)				0.11				
				Fin:	2:26.81	(2)				1.13	
3	6	SHKANOVA Maria	BLR	Run 1:	Int 1:	35.58	(1)	I1-Fin:	40.51	(3)	0.00
					Fin:	1:16.09	(3)				
				Run 2:	Int 1:	35.26	(9)	I1-Fin:	35.93	(6)	0.52
					Fin:	1:11.19	(7)				
Total:	Int 1:	1:51.35	(3)				0.59				
				Fin:	2:27.28	(3)				1.60	
4	17	KMOCHOVA Tereza	CZE	Run 1:	Int 1:	36.50	(7)	I1-Fin:	41.06	(5)	0.92
					Fin:	1:17.56	(5)				
				Run 2:	Int 1:	35.16	(6)	I1-Fin:	35.69	(3)	0.42
					Fin:	1:10.85	(3)				
Total:	Int 1:	1:52.72	(5)				1.96				
				Fin:	2:28.41	(4)				2.73	
5	5	LUUKKO Nea	FIN	Run 1:	Int 1:	36.92	(10)	I1-Fin:	40.80	(4)	1.34
					Fin:	1:17.72	(6)				
				Run 2:	Int 1:	34.77	(2)	I1-Fin:	36.15	(9)	0.03
					Fin:	1:10.92	(5)				
Total:	Int 1:	1:52.49	(4)				1.73				
				Fin:	2:28.64	(5)				2.96	
6	11	DUBOVSKA Martina	CZE	Run 1:	Int 1:	36.65	(8)	I1-Fin:	41.51	(9)	1.07
					Fin:	1:18.16	(9)				
				Run 2:	Int 1:	34.94	(4)	I1-Fin:	35.88	(5)	0.20
					Fin:	1:10.82	(2)				
Total:	Int 1:	1:53.10	(6)				2.34				
				Fin:	2:28.98	(6)				3.30	
7	15	POPOVA Ekaterina	RUS	Run 1:	Int 1:	36.26	(4)	I1-Fin:	41.82	(11)	0.68
					Fin:	1:18.08	(7)				
				Run 2:	Int 1:	35.24	(8)	I1-Fin:	36.48	(13)	0.50
					Fin:	1:11.72	(11)				
Total:	Int 1:	1:53.32	(7)				2.56				
				Fin:	2:29.80	(7)				4.12	



Performance Analysis by Rank

Rank	Bib	Name	CTRY Code	Positions			Partials		Difference Time		
				Run	Int	Time	Rank	Pos		Time	Rank
8	26	WIDNER Denise	AUT	Run 1:	Int 1:	37.15	(13)	I1-Fin:	41.84	(12)	1.57
					Fin:	1:18.99	(11)				
				Run 2:	Int 1:	34.74	(1)	I1-Fin:	36.16	(11)	0.00
					Fin:	1:10.90	(4)				
	Total:	Int 1:	1:53.73	(8)				2.97			
				Fin:	2:29.89	(8)				4.21	
9	13	BREUNING Ann-Kathrin	GER	Run 1:	Int 1:	37.10	(12)	I1-Fin:	41.95	(14)	1.52
					Fin:	1:19.05	(12)				
				Run 2:	Int 1:	35.34	(11)	I1-Fin:	35.61	(2)	0.60
					Fin:	1:10.95	(6)				
	Total:	Int 1:	1:54.39	(12)				3.63			
				Fin:	2:30.00	(9)				4.32	
10	14	ISHIBASHI Miki	JPN	Run 1:	Int 1:	36.65	(8)	I1-Fin:	42.01	(16)	1.07
					Fin:	1:18.66	(10)				
				Run 2:	Int 1:	35.71	(18)	I1-Fin:	35.74	(4)	0.97
					Fin:	1:11.45	(9)				
	Total:	Int 1:	1:54.37	(10)				3.61			
				Fin:	2:30.11	(10)				4.43	
11	7	SPERANZONI Michela	ITA	Run 1:	Int 1:	36.95	(11)	I1-Fin:	41.17	(7)	1.37
					Fin:	1:18.12	(8)				
				Run 2:	Int 1:	35.98	(21)	I1-Fin:	36.15	(9)	1.24
					Fin:	1:12.13	(15)				
	Total:	Int 1:	1:54.10	(9)				3.34			
				Fin:	2:30.25	(11)				4.57	
12	4	SILANTEVA Anastasiia	RUS	Run 1:	Int 1:	37.76	(18)	I1-Fin:	41.32	(8)	2.18
					Fin:	1:19.08	(13)				
				Run 2:	Int 1:	35.29	(10)	I1-Fin:	36.14	(8)	0.55
					Fin:	1:11.43	(8)				
	Total:	Int 1:	1:54.37	(10)				3.61			
				Fin:	2:30.51	(12)				4.83	
13	8	SMALDORE Petra	ITA	Run 1:	Int 1:	37.62	(16)	I1-Fin:	41.90	(13)	2.04
					Fin:	1:19.52	(16)				
				Run 2:	Int 1:	35.22	(7)	I1-Fin:	36.73	(16)	0.48
					Fin:	1:11.95	(13)				
	Total:	Int 1:	1:54.74	(13)				3.98			
				Fin:	2:31.47	(13)				5.79	
14	23	GRAFFI BRUNORO Elena	ITA	Run 1:	Int 1:	37.64	(17)	I1-Fin:	42.16	(19)	2.06
					Fin:	1:19.80	(18)				
				Run 2:	Int 1:	35.04	(5)	I1-Fin:	36.82	(20)	0.30
					Fin:	1:11.86	(12)				
	Total:	Int 1:	1:54.84	(14)				4.08			
				Fin:	2:31.66	(14)				5.98	



Almaty 2017
28th WINTER UNIVERSIADE

Shymbulak Ski Resort

FRI 3 FEB 2017
Start Time 13:00

Alpine Skiing

Ladies' Giant Slalom



Performance Analysis by Rank

Rank	Bib	Name	CTRY Code	Positions			Partials		Difference Time		
				Run	Int	Pos	Time	Rank			
15	32	VIRKKULA Sohvi	FIN	Run 1:	Int 1:	37.82	(22)	I1-Fin:	41.72	(10)	2.24
					Fin:	1:19.54	(17)				
				Run 2:	Int 1:	36.11	(24)	I1-Fin:	36.55	(14)	1.37
					Fin:	1:12.66	(19)				
				Total:	Int 1:	1:55.65	(18)				4.89
					Fin:	2:32.20	(15)				6.52
16	16	FIEGL Rebecca	AUT	Run 1:	Int 1:	37.25	(14)	I1-Fin:	42.70	(23)	1.67
					Fin:	1:19.95	(19)				
				Run 2:	Int 1:	35.51	(13)	I1-Fin:	36.77	(18)	0.77
					Fin:	1:12.28	(17)				
				Total:	Int 1:	1:55.46	(16)				4.70
					Fin:	2:32.23	(16)				6.55
17	2	WEDSJOE Lisa	SWE	Run 1:	Int 1:	36.48	(5)	I1-Fin:	42.76	(26)	0.90
					Fin:	1:19.24	(14)				
				Run 2:	Int 1:	35.96	(20)	I1-Fin:	37.17	(24)	1.22
					Fin:	1:13.13	(22)				
				Total:	Int 1:	1:55.20	(15)				4.44
					Fin:	2:32.37	(17)				6.69
18	9	HUEBNER Monica	GER	Run 1:	Int 1:	38.05	(24)	I1-Fin:	42.35	(21)	2.47
					Fin:	1:20.40	(21)				
				Run 2:	Int 1:	35.50	(12)	I1-Fin:	36.76	(17)	0.76
					Fin:	1:12.26	(16)				
				Total:	Int 1:	1:55.90	(19)				5.14
					Fin:	2:32.66	(18)				6.98
19	22	CAMKOVA Veronika	CZE	Run 1:	Int 1:	37.41	(15)	I1-Fin:	42.02	(17)	1.83
					Fin:	1:19.43	(15)				
				Run 2:	Int 1:	36.05	(23)	I1-Fin:	37.30	(26)	1.31
					Fin:	1:13.35	(25)				
				Total:	Int 1:	1:55.48	(17)				4.72
					Fin:	2:32.78	(19)				7.10
20	30	PLESHKOVA Iuliya	RUS	Run 1:	Int 1:	38.05	(24)	I1-Fin:	41.98	(15)	2.47
					Fin:	1:20.03	(20)				
				Run 2:	Int 1:	36.44	(27)	I1-Fin:	36.80	(19)	1.70
					Fin:	1:13.24	(24)				
				Total:	Int 1:	1:56.47	(21)				5.71
					Fin:	2:33.27	(20)				7.59
21	39	BERTSCH Nina Lea	SUI	Run 1:	Int 1:	38.35	(27)	I1-Fin:	42.74	(24)	2.77
					Fin:	1:21.09	(27)				
				Run 2:	Int 1:	36.01	(22)	I1-Fin:	36.27	(12)	1.27
					Fin:	1:12.28	(17)				
				Total:	Int 1:	1:57.10	(23)				6.34
					Fin:	2:33.37	(21)				7.69





Performance Analysis by Rank

Rank	Bib	Name	CTRY Code	Positions			Partials		Difference Time		
				Run	Int	Pos	Time	Rank			
22	33	ARNOLD Andrea Louise	CZE	Run 1:	Int 1:	37.86	(23)	I1-Fin:	42.74	(24)	2.28
					Fin:	1:20.60	(22)				
				Run 2:	Int 1:	35.66	(17)	I1-Fin:	37.16	(23)	0.92
					Fin:	1:12.82	(21)				
				Total:	Int 1:	1:56.26	(20)				5.50
					Fin:	2:33.42	(22)				7.74
23	27	GIM So-Hui	KOR	Run 1:	Int 1:	37.80	(21)	I1-Fin:	43.88	(33)	2.22
					Fin:	1:21.68	(28)				
				Run 2:	Int 1:	35.52	(14)	I1-Fin:	36.56	(15)	0.78
					Fin:	1:12.08	(14)				
				Total:	Int 1:	1:57.20	(24)				6.44
					Fin:	2:33.76	(23)				8.08
24	21	YURIKOVA Elena	RUS	Run 1:	Int 1:	38.55	(30)	I1-Fin:	42.14	(18)	2.97
					Fin:	1:20.69	(23)				
				Run 2:	Int 1:	35.94	(19)	I1-Fin:	37.20	(25)	1.20
					Fin:	1:13.14	(23)				
				Total:	Int 1:	1:56.63	(22)				5.87
					Fin:	2:33.83	(24)				8.15
25	18	TIMCHENKO Elizaveta	RUS	Run 1:	Int 1:	38.63	(31)	I1-Fin:	42.23	(20)	3.05
					Fin:	1:20.86	(26)				
				Run 2:	Int 1:	36.62	(30)	I1-Fin:	36.88	(21)	1.88
					Fin:	1:13.50	(26)				
				Total:	Int 1:	1:57.48	(27)				6.72
					Fin:	2:34.36	(25)				8.68
26	34	DAVID Sandrine	CAN	Run 1:	Int 1:	38.46	(28)	I1-Fin:	43.60	(31)	2.88
					Fin:	1:22.06	(29)				
				Run 2:	Int 1:	35.61	(16)	I1-Fin:	37.10	(22)	0.87
					Fin:	1:12.71	(20)				
				Total:	Int 1:	1:57.67	(28)				6.91
					Fin:	2:34.77	(26)				9.09
27	42	KLUSAK Magdalena	POL	Run 1:	Int 1:	38.12	(26)	I1-Fin:	42.69	(22)	2.54
					Fin:	1:20.81	(25)				
				Run 2:	Int 1:	36.65	(31)	I1-Fin:	37.97	(31)	1.91
					Fin:	1:14.62	(30)				
				Total:	Int 1:	1:57.46	(26)				6.70
					Fin:	2:35.43	(27)				9.75
28	25	JANSSON Louise	SWE	Run 1:	Int 1:	37.76	(18)	I1-Fin:	42.99	(27)	2.18
					Fin:	1:20.75	(24)				
				Run 2:	Int 1:	36.50	(29)	I1-Fin:	38.57	(33)	1.76
					Fin:	1:15.07	(33)				
				Total:	Int 1:	1:57.25	(25)				6.49
					Fin:	2:35.82	(28)				10.14



Almaty 2017
28th WINTER UNIVERSIADE

Shymbulak Ski Resort

FRI 3 FEB 2017
Start Time 13:00

Alpine Skiing

Ladies' Giant Slalom



Performance Analysis by Rank

Rank	Bib	Name	CTRY Code	Positions			Partials		Difference Time		
				Run	Int	Pos	Time	Rank			
29	36	POITRAS Adrienne	CAN	Run 1:	Int 1:	38.52	(29)	I1-Fin:	43.71	(32)	2.94
					Fin:	1:22.23	(33)				
				Run 2:	Int 1:	36.14	(25)	I1-Fin:	37.53	(27)	1.40
					Fin:	1:13.67	(27)				
				Total:	Int 1:	1:58.37	(30)	7.61			
					Fin:	2:35.90	(29)		10.22		
30	35	MACAULAY Alice	GBR	Run 1:	Int 1:	38.93	(33)	I1-Fin:	43.18	(29)	3.35
					Fin:	1:22.11	(30)				
				Run 2:	Int 1:	36.25	(26)	I1-Fin:	37.62	(28)	1.51
					Fin:	1:13.87	(28)				
				Total:	Int 1:	1:58.36	(29)	7.60			
					Fin:	2:35.98	(30)		10.30		
31	29	NICASTRO Claudia	ITA	Run 1:	Int 1:	38.87	(32)	I1-Fin:	43.25	(30)	3.29
					Fin:	1:22.12	(31)				
				Run 2:	Int 1:	36.92	(33)	I1-Fin:	37.83	(30)	2.18
					Fin:	1:14.75	(31)				
				Total:	Int 1:	1:59.04	(32)	8.28			
					Fin:	2:36.87	(31)		11.19		
32	53	MATHIS Katrin	SUI	Run 1:	Int 1:	39.13	(35)	I1-Fin:	43.07	(28)	3.55
					Fin:	1:22.20	(32)				
				Run 2:	Int 1:	36.45	(28)	I1-Fin:	38.43	(32)	1.71
					Fin:	1:14.88	(32)				
				Total:	Int 1:	1:58.65	(31)	7.89			
					Fin:	2:37.08	(32)		11.40		
33	47	NOLIN Frederique	CAN	Run 1:	Int 1:	39.62	(38)	I1-Fin:	44.82	(38)	4.04
					Fin:	1:24.44	(37)				
				Run 2:	Int 1:	36.87	(32)	I1-Fin:	37.63	(29)	2.13
					Fin:	1:14.50	(29)				
				Total:	Int 1:	2:01.31	(33)	10.55			
					Fin:	2:38.94	(33)		13.26		
34	48	ORANGE Virginia	NZL	Run 1:	Int 1:	41.23	(41)	I1-Fin:	44.58	(35)	5.65
					Fin:	1:25.81	(40)				
				Run 2:	Int 1:	39.08	(35)	I1-Fin:	38.80	(34)	4.34
					Fin:	1:17.88	(34)				
				Total:	Int 1:	2:04.89	(34)	14.13			
					Fin:	2:43.69	(34)		18.01		
35	50	GRIGOROVA Mariya	KAZ	Run 1:	Int 1:	41.21	(40)	I1-Fin:	46.44	(41)	5.63
					Fin:	1:27.65	(41)				
				Run 2:	Int 1:	38.56	(34)	I1-Fin:	39.80	(36)	3.82
					Fin:	1:18.36	(35)				
				Total:	Int 1:	2:06.21	(35)	15.45			
					Fin:	2:46.01	(35)		20.33		





Performance Analysis by Rank

Rank	Bib	Name	CTRY Code	Positions			Partials		Difference Time		
				Run	Int	Time	Rank	Pos		Time	Rank
36	54	BERNARD Juliette	SUI	Run 1:	Int 1:	44.02	(46)	I1-Fin:	46.96	(42)	8.44
					Fin:	1:30.98	(44)				
				Run 2:	Int 1:	39.59	(36)	I1-Fin:	39.18	(35)	4.85
					Fin:	1:18.77	(36)				
				Total:	Int 1:	2:10.57	(36)				19.81
					Fin:	2:49.75	(36)				24.07
37	60	CARIKCIOGLU Ozlem	TUR	Run 1:	Int 1:	43.57	(45)	I1-Fin:	49.76	(45)	7.99
					Fin:	1:33.33	(46)				
				Run 2:	Int 1:	41.55	(37)	I1-Fin:	42.72	(37)	6.81
					Fin:	1:24.27	(37)				
				Total:	Int 1:	2:14.88	(37)				24.12
					Fin:	2:57.60	(37)				31.92
38	59	PONOMARENKO Mariia	UKR	Run 1:	Int 1:	43.27	(44)	I1-Fin:	49.82	(46)	7.69
					Fin:	1:33.09	(45)				
				Run 2:	Int 1:	42.06	(38)	I1-Fin:	44.14	(40)	7.32
					Fin:	1:26.20	(38)				
				Total:	Int 1:	2:15.15	(38)				24.39
					Fin:	2:59.29	(38)				33.61
39	62	MOHBAT Natacha	LBN	Run 1:	Int 1:	45.68	(47)	I1-Fin:	50.78	(48)	10.10
					Fin:	1:36.46	(48)				
				Run 2:	Int 1:	42.85	(39)	I1-Fin:	43.86	(39)	8.11
					Fin:	1:26.71	(39)				
				Total:	Int 1:	2:19.31	(39)				28.55
					Fin:	3:03.17	(39)				37.49
40	61	ABBASI Forough	IRI	Run 1:	Int 1:	45.71	(48)	I1-Fin:	50.28	(47)	10.13
					Fin:	1:35.99	(47)				
				Run 2:	Int 1:	45.89	(42)	I1-Fin:	47.27	(42)	11.15
					Fin:	1:33.16	(42)				
				Total:	Int 1:	2:21.88	(40)				31.12
					Fin:	3:09.15	(40)				43.47
41	63	SAVEHSEMSHAKI Sadaf	IRI	Run 1:	Int 1:	46.98	(50)	I1-Fin:	53.97	(49)	11.40
					Fin:	1:40.95	(49)				
				Run 2:	Int 1:	44.55	(41)	I1-Fin:	43.66	(38)	9.81
					Fin:	1:28.21	(40)				
				Total:	Int 1:	2:25.50	(41)				34.74
					Fin:	3:09.16	(41)				43.48
42	66	IS Ece	TUR	Run 1:	Int 1:	47.55	(51)	I1-Fin:	54.60	(50)	11.97
					Fin:	1:42.15	(51)				
				Run 2:	Int 1:	44.10	(40)	I1-Fin:	47.25	(41)	9.36
					Fin:	1:31.35	(41)				
				Total:	Int 1:	2:26.25	(42)				35.49
					Fin:	3:13.50	(42)				47.82



Performance Analysis by Rank

Rank	Bib	Name	CTRY Code	Positions			Partials		Difference Time
				Run	Int	Pos	Time	Rank	
43	67	FAYAD Isabelle Catherine	LBN	Run 1:	Int 1:	46.29 (49)	I1-Fin:	55.37 (51)	10.71
					Fin:	1:41.66 (50)			26.36
				Run 2:	Int 1:	46.50 (43)	I1-Fin:	49.72 (43)	11.76
					Fin:	1:36.22 (43)			26.52
				Total:	Int 1:	2:28.16 (43)			37.40
					Fin:	3:17.88 (43)			52.20
44	70	XIE Yue	CHN	Run 1:	Int 1:	57.79 (52)	I1-Fin:	1:09.47 (52)	22.21
					Fin:	2:07.26 (52)			51.96
				Run 2:	Int 1:	57.69 (45)	I1-Fin:	1:00.39 (45)	22.95
					Fin:	1:58.08 (45)			48.38
				Total:	Int 1:	3:04.95 (44)			74.19
					Fin:	4:05.34 (44)			1:39.66
45	68	LU Xin	CHN	Run 1:	Int 1:	1:05.55 (53)	I1-Fin:	1:14.10 (53)	29.97
					Fin:	2:19.65 (53)			1:04.35
				Run 2:	Int 1:	56.59 (44)	I1-Fin:	59.63 (44)	21.85
					Fin:	1:56.22 (44)			46.52
				Total:	Int 1:	3:16.24 (45)			85.48
					Fin:	4:15.87 (45)			1:50.19

Intermediate Time Positions: Int. 1 = Intermediate 1

Legend:

Fin	Finish	Int	Intermediate	Pos.	Intermediate position
-----	--------	-----	--------------	------	-----------------------



Performance Analysis by Bib

Number of Competitors: 70, Number of Countries: 26

Bib	Name	CTRY Code	Positions			Partials		Difference Time		
			Run	Int	Rank	Time	Rank			
1	OVCHINIKOVA Daria	RUS	Run 1:	Int 1:	36.48	(5)	I1-Fin:	41.07	(6)	0.90
				Fin:	1:17.55	(4)				
			Run 2:	Int 1:			I1-Fin:			
			Fin:	DNF						
			Total:	Fin:	DNF					
2	WEDSJOE Lisa	SWE	Run 1:	Int 1:	36.48	(5)	I1-Fin:	42.76	(26)	0.90
				Fin:	1:19.24	(14)				
			Run 2:	Int 1:	35.96	(20)	I1-Fin:	37.17	(24)	1.22
	Fin:	1:13.13	(22)							
			Total:	Int 1:	1:55.20	(21)				78.72
				Fin:	2:32.37	(17)				6.69
3	AJLEC Desiree	SLO	Run 1:	Int 1:	35.94	(2)	I1-Fin:	39.36	(1)	0.36
				Fin:	1:15.30	(1)				
			Run 2:	Int 1:	35.57	(15)	I1-Fin:	35.94	(7)	0.83
	Fin:	1:11.51	(10)							
			Total:	Int 1:	1:50.87	(8)				74.39
				Fin:	2:26.81	(2)				1.13
4	SILANTEVA Anastasiia	RUS	Run 1:	Int 1:	37.76	(18)	I1-Fin:	41.32	(8)	2.18
				Fin:	1:19.08	(13)				
			Run 2:	Int 1:	35.29	(10)	I1-Fin:	36.14	(8)	0.55
	Fin:	1:11.43	(8)							
			Total:	Int 1:	1:54.37	(16)				77.89
				Fin:	2:30.51	(12)				4.83
5	LUUKKO Nea	FIN	Run 1:	Int 1:	36.92	(10)	I1-Fin:	40.80	(4)	1.34
				Fin:	1:17.72	(6)				
			Run 2:	Int 1:	34.77	(2)	I1-Fin:	36.15	(9)	0.03
	Fin:	1:10.92	(5)							
			Total:	Int 1:	1:52.49	(10)				76.01
				Fin:	2:28.64	(5)				2.96
6	SHKANOVA Maria	BLR	Run 1:	Int 1:	35.58	(1)	I1-Fin:	40.51	(3)	0.00
				Fin:	1:16.09	(3)				
			Run 2:	Int 1:	35.26	(9)	I1-Fin:	35.93	(6)	0.52
	Fin:	1:11.19	(7)							
			Total:	Int 1:	1:51.35	(9)				74.87
				Fin:	2:27.28	(3)				1.60
7	SPERANZONI Michela	ITA	Run 1:	Int 1:	36.95	(11)	I1-Fin:	41.17	(7)	1.37
				Fin:	1:18.12	(8)				
			Run 2:	Int 1:	35.98	(21)	I1-Fin:	36.15	(9)	1.24
	Fin:	1:12.13	(15)							
			Total:	Int 1:	1:54.10	(15)				77.62
				Fin:	2:30.25	(11)				4.57



Performance Analysis by Bib

Bib	Name	CTRY Code	Positions			Partials		Difference Time		
			Run	Int	Pos	Time	Rank			
8	SMALDORE Petra	ITA	Run 1:	Int 1:	37.62	(16)	I1-Fin:	41.90	(13)	2.04
				Fin:	1:19.52	(16)				
			Run 2:	Int 1:	35.22	(7)	I1-Fin:	36.73	(16)	0.48
				Fin:	1:11.95	(13)				
			Total:	Int 1:	1:54.74	(19)				78.26
				Fin:	2:31.47	(13)				5.79
9	HUEBNER Monica	GER	Run 1:	Int 1:	38.05	(24)	I1-Fin:	42.35	(21)	2.47
				Fin:	1:20.40	(21)				
			Run 2:	Int 1:	35.50	(12)	I1-Fin:	36.76	(17)	0.76
				Fin:	1:12.26	(16)				
			Total:	Int 1:	1:55.90	(25)				79.42
				Fin:	2:32.66	(18)				6.98
10	ANDO Asa	JPN	Run 1:	Int 1:	35.95	(3)	I1-Fin:	40.03	(2)	0.37
				Fin:	1:15.98	(2)				
			Run 2:	Int 1:	34.78	(3)	I1-Fin:	34.92	(1)	0.04
				Fin:	1:09.70	(1)				
			Total:	Int 1:	1:50.76	(7)				74.28
				Fin:	2:25.68	(1)				0.00
11	DUBOVSKA Martina	CZE	Run 1:	Int 1:	36.65	(8)	I1-Fin:	41.51	(9)	1.07
				Fin:	1:18.16	(9)				
			Run 2:	Int 1:	34.94	(4)	I1-Fin:	35.88	(5)	0.20
				Fin:	1:10.82	(2)				
			Total:	Int 1:	1:53.10	(12)				76.62
				Fin:	2:28.98	(6)				3.30
12	KANTOROVA Barbara	SVK	Run 1:	Int 1:			I1-Fin:			
				Fin:	DNF					
			Total:	Fin:	DNF					
13	BREUNING Ann-Kathrin	GER	Run 1:	Int 1:	37.10	(12)	I1-Fin:	41.95	(14)	1.52
				Fin:	1:19.05	(12)				
			Run 2:	Int 1:	35.34	(11)	I1-Fin:	35.61	(2)	0.60
				Fin:	1:10.95	(6)				
			Total:	Int 1:	1:54.39	(18)				77.91
				Fin:	2:30.00	(9)				4.32
14	ISHIBASHI Miki	JPN	Run 1:	Int 1:	36.65	(8)	I1-Fin:	42.01	(16)	1.07
				Fin:	1:18.66	(10)				
			Run 2:	Int 1:	35.71	(18)	I1-Fin:	35.74	(4)	0.97
				Fin:	1:11.45	(9)				
			Total:	Int 1:	1:54.37	(16)				77.89
				Fin:	2:30.11	(10)				4.43
15	POPOVA Ekaterina	RUS	Run 1:	Int 1:	36.26	(4)	I1-Fin:	41.82	(11)	0.68
				Fin:	1:18.08	(7)				
			Run 2:	Int 1:	35.24	(8)	I1-Fin:	36.48	(13)	0.50
				Fin:	1:11.72	(11)				
			Total:	Int 1:	1:53.32	(13)				76.84
				Fin:	2:29.80	(7)				4.12



Performance Analysis by Bib

Bib	Name	CTRY Code	Positions			Partials		Difference Time		
			Run	Int	Pos	Time	Rank			
16	FIEGL Rebecca	AUT	Run 1:	Int 1:	37.25	(14)	I1-Fin:	42.70	(23)	1.67
				Fin:	1:19.95	(19)				
			Run 2:	Int 1:	35.51	(13)	I1-Fin:	36.77	(18)	0.77
				Fin:	1:12.28	(17)				
			Total:	Int 1:	1:55.46	(22)				78.98
				Fin:	2:32.23	(16)				6.55
17	KMOCHOVA Tereza	CZE	Run 1:	Int 1:	36.50	(7)	I1-Fin:	41.06	(5)	0.92
				Fin:	1:17.56	(5)				
			Run 2:	Int 1:	35.16	(6)	I1-Fin:	35.69	(3)	0.42
				Fin:	1:10.85	(3)				
			Total:	Int 1:	1:52.72	(11)				76.24
				Fin:	2:28.41	(4)				2.73
18	TIMCHENKO Elizaveta	RUS	Run 1:	Int 1:	38.63	(34)	I1-Fin:	42.23	(20)	3.05
				Fin:	1:20.86	(26)				
			Run 2:	Int 1:	36.62	(30)	I1-Fin:	36.88	(21)	1.88
				Fin:	1:13.50	(26)				
			Total:	Int 1:	1:57.48	(33)				81.00
				Fin:	2:34.36	(25)				8.68
19	STENVALL Emma	SWE	Run 1:	Int 1:	38.11	(26)	I1-Fin:			2.53
				Fin:	DNF					
			Total:	Fin:	DNF					
20	SCHMIDT Hannah	CAN	Run 1:	Int 1:	37.79	(20)	I1-Fin:	44.74	(36)	2.21
				Fin:	1:22.53	(34)				
			Run 2:	Int 1:			I1-Fin:			
				Fin:	DNF					
			Total:	Fin:	DNF					
			21	YURIKOVA Elena	RUS	Run 1:	Int 1:	38.55	(32)	I1-Fin:
	Fin:	1:20.69				(23)	5.39			
Run 2:	Int 1:	35.94				(19)	I1-Fin:	37.20	(25)	1.20
	Fin:	1:13.14				(23)				
Total:	Int 1:	1:56.63				(28)				80.15
	Fin:	2:33.83				(24)				8.15
22	CAMKOVA Veronika	CZE	Run 1:	Int 1:	37.41	(15)	I1-Fin:	42.02	(17)	1.83
				Fin:	1:19.43	(15)				
			Run 2:	Int 1:	36.05	(23)	I1-Fin:	37.30	(26)	1.31
				Fin:	1:13.35	(25)				
			Total:	Int 1:	1:55.48	(23)				79.00
				Fin:	2:32.78	(19)				7.10
23	GRAFFI BRUNORO Elena	ITA	Run 1:	Int 1:	37.64	(17)	I1-Fin:	42.16	(19)	2.06
				Fin:	1:19.80	(18)				
			Run 2:	Int 1:	35.04	(5)	I1-Fin:	36.82	(20)	0.30
				Fin:	1:11.86	(12)				
			Total:	Int 1:	1:54.84	(20)				78.36
				Fin:	2:31.66	(14)				5.98



Performance Analysis by Bib

Bib	Name	CTRY Code	Positions			Partials		Difference Time
			Run 1: Pos	Int 1: Fin:	Time	Rank	Pos	
24	GIDLUND Sofie	SWE	Run 1: Total:	Int 1: Fin:	DNF DNF	I1-Fin:		
25	JANSSON Louise	SWE	Run 1: Run 2: Total:	Int 1: Fin: Int 1: Fin:	37.76 (18) 1:20.75 (24) 36.50 (29) 1:15.07 (33) 1:57.25 (31) 2:35.82 (28)	I1-Fin: I1-Fin:	42.99 (27) 38.57 (33)	2.18 5.45 1.76 5.37 80.77 10.14
26	WIDNER Denise	AUT	Run 1: Run 2: Total:	Int 1: Fin: Int 1: Fin:	37.15 (13) 1:18.99 (11) 34.74 (1) 1:10.90 (4) 1:53.73 (14) 2:29.89 (8)	I1-Fin: I1-Fin:	41.84 (12) 36.16 (11)	1.57 3.69 0.00 1.20 77.25 4.21
27	GIM So-Hui	KOR	Run 1: Run 2: Total:	Int 1: Fin: Int 1: Fin:	37.80 (21) 1:21.68 (28) 35.52 (14) 1:12.08 (14) 1:57.20 (30) 2:33.76 (23)	I1-Fin: I1-Fin:	43.88 (33) 36.56 (15)	2.22 6.38 0.78 2.38 80.72 8.08
28	KLOUCKOVA Karolina	CZE	Run 1: Total:	Fin: Fin:	DNS DNS	I1-Fin:		
29	NICASTRO Claudia	ITA	Run 1: Run 2: Total:	Int 1: Fin: Int 1: Fin:	38.87 (36) 1:22.12 (31) 36.92 (34) 1:14.75 (31) 1:59.04 (38) 2:36.87 (31)	I1-Fin: I1-Fin:	43.25 (30) 37.83 (30)	3.29 6.82 2.18 5.05 82.56 11.19
30	PLESHKOVA Iulija	RUS	Run 1: Run 2: Total:	Int 1: Fin: Int 1: Fin:	38.05 (24) 1:20.03 (20) 36.44 (27) 1:13.24 (24) 1:56.47 (27) 2:33.27 (20)	I1-Fin: I1-Fin:	41.98 (15) 36.80 (19)	2.47 4.73 1.70 3.54 79.99 7.59
31	HILTULA Lisa	SWE	Run 1: Run 2: Total:	Int 1: Fin: Int 1: Fin:	39.09 (38) 1:23.85 (36) 38.46 (35) DNF DNF	I1-Fin: I1-Fin:	44.76 (37)	3.51 8.55 3.72



Performance Analysis by Bib

Bib	Name	CTRY Code	Positions			Partials		Difference Time		
			Run	Int	Pos	Time	Rank			
32	VIRKKULA Sohvi	FIN	Run 1:	Int 1:	37.82	(22)	I1-Fin:	41.72	(10)	2.24
				Fin:	1:19.54	(17)				
			Run 2:	Int 1:	36.11	(24)	I1-Fin:	36.55	(14)	1.37
				Fin:	1:12.66	(19)				
			Total:	Int 1:	1:55.65	(24)				79.17
	Fin:	2:32.20	(15)				6.52			
33	ARNOLD Andrea Louise	CZE	Run 1:	Int 1:	37.86	(23)	I1-Fin:	42.74	(24)	2.28
				Fin:	1:20.60	(22)				
			Run 2:	Int 1:	35.66	(17)	I1-Fin:	37.16	(23)	0.92
				Fin:	1:12.82	(21)				
			Total:	Int 1:	1:56.26	(26)				79.78
	Fin:	2:33.42	(22)				7.74			
34	DAVID Sandrine	CAN	Run 1:	Int 1:	38.46	(30)	I1-Fin:	43.60	(31)	2.88
				Fin:	1:22.06	(29)				
			Run 2:	Int 1:	35.61	(16)	I1-Fin:	37.10	(22)	0.87
				Fin:	1:12.71	(20)				
			Total:	Int 1:	1:57.67	(34)				81.19
	Fin:	2:34.77	(26)				9.09			
35	MACAULAY Alice	GBR	Run 1:	Int 1:	38.93	(37)	I1-Fin:	43.18	(29)	3.35
				Fin:	1:22.11	(30)				
			Run 2:	Int 1:	36.25	(26)	I1-Fin:	37.62	(28)	1.51
				Fin:	1:13.87	(28)				
			Total:	Int 1:	1:58.36	(35)				81.88
	Fin:	2:35.98	(30)				10.30			
36	POITRAS Adrienne	CAN	Run 1:	Int 1:	38.52	(31)	I1-Fin:	43.71	(32)	2.94
				Fin:	1:22.23	(33)				
			Run 2:	Int 1:	36.14	(25)	I1-Fin:	37.53	(27)	1.40
				Fin:	1:13.67	(27)				
			Total:	Int 1:	1:58.37	(36)				81.89
	Fin:	2:35.90	(29)				10.22			
37	OLIVIERI Veronica	ITA	Run 1:	Int 1:			I1-Fin:			
				Fin:	DNF					
			Total:	Fin:	DNF					
38	ASP Mette	SWE	Run 1:	Int 1:	39.35	(40)	I1-Fin:	43.96	(34)	3.77
				Fin:	1:23.31	(35)				
			Run 2:	Int 1:			I1-Fin:			
				Fin:	DNF					
			Total:	Fin:	DNF					
39	BERTSCH Nina Lea	SUI	Run 1:	Int 1:	38.35	(29)	I1-Fin:	42.74	(24)	2.77
				Fin:	1:21.09	(27)				
			Run 2:	Int 1:	36.01	(22)	I1-Fin:	36.27	(12)	1.27
				Fin:	1:12.28	(17)				
			Total:	Int 1:	1:57.10	(29)				80.62
	Fin:	2:33.37	(21)				7.69			



Performance Analysis by Bib

Bib	Name	CTRY Code	Positions			Partials		Difference Time	
			Run 1: Pos	Int 1: Fin:	Time	Rank	Pos		Time
40	DESROSIERS Marie	CAN	Run 1: Pos	Int 1: Fin:	38.24 DNF	(28)	I1-Fin:		2.66
			Total:	Fin:	DNF				
41	CHOE Jeong-Hyeon	KOR	Run 1: Pos	Int 1: Fin:	39.83 DNF	(45)	I1-Fin:		4.25
			Total:	Fin:	DNF				
42	KLUSAK Magdalena	POL	Run 1: Pos	Int 1: Fin:	38.12 1:20.81	(27) (25)	I1-Fin:	42.69 (22)	2.54 5.51
			Run 2: Pos	Int 1: Fin:	36.65 1:14.62	(31) (30)	I1-Fin:	37.97 (31)	1.91 4.92
			Total:	Int 1: Fin:	1:57.46 2:35.43	(32) (27)			80.98 9.75
43	RUDOLFOVA Veronika	CZE	Run 1: Pos	Int 1: Fin:	38.59 DNF	(33)	I1-Fin:		3.01
			Total:	Fin:	DNF				
44	MISNIAKIEWICZ Hanna	POL	Run 1: Pos	Int 1: Fin:	39.74 1:24.72	(44) (39)	I1-Fin:	44.98 (39)	4.16 9.42
			Run 2: Pos	Int 1: Fin:			I1-Fin:		
			Total:	Fin:	DNF				
45	MIKLOSOVA Katarina	SVK	Run 1: Pos	Int 1: Fin:	38.74 DNF	(35)	I1-Fin:		3.16
			Total:	Fin:	DNF				
46	HONG Ye-Bin	KOR	Run 1: Pos	Int 1: Fin:	42.67 DNF	(51)	I1-Fin:		7.09
			Total:	Fin:	DNF				
47	NOLIN Frederique	CAN	Run 1: Pos	Int 1: Fin:	39.62 1:24.44	(43) (37)	I1-Fin:	44.82 (38)	4.04 9.14
			Run 2: Pos	Int 1: Fin:	36.87 1:14.50	(33) (29)	I1-Fin:	37.63 (29)	2.13 4.80
			Total:	Int 1: Fin:	2:01.31 2:38.94	(39) (33)			84.83 13.26
48	ORANGE Virginia	NZL	Run 1: Pos	Int 1: Fin:	41.23 1:25.81	(48) (40)	I1-Fin:	44.58 (35)	5.65 10.51
			Run 2: Pos	Int 1: Fin:	39.08 1:17.88	(37) (34)	I1-Fin:	38.80 (34)	4.34 8.18
			Total:	Int 1: Fin:	2:04.89 2:43.69	(42) (34)			88.41 18.01
49	NOH Jin-Soul	KOR	Run 1: Pos	Int 1: Fin:	40.50 DNF	(46)	I1-Fin:		4.92
			Total:	Fin:	DNF				



Performance Analysis by Bib

Bib	Name	CTRY Code	Positions			Partials		Difference Time		
			Run	Int	Pos	Time	Rank			
50	GRIGOROVA Mariya	KAZ	Run 1:	Int 1:	41.21	(47)	I1-Fin:	46.44	(41)	5.63
				Fin:	1:27.65	(41)				
			Run 2:	Int 1:	38.56	(36)	I1-Fin:	39.80	(36)	3.82
				Fin:	1:18.36	(35)				
	Total:	Int 1:	2:06.21	(43)				89.73		
				Fin:	2:46.01	(35)				20.33
51	ZIMSEK Ana	SLO	Run 1:	Int 1:	47.90		I1-Fin:			
				Fin:	DNF					
			Total:	Fin:	DNF					
52	MALINOWSKA Aleksandra	POL	Run 1:	Int 1:			I1-Fin:			
				Fin:	DNF					
			Total:	Fin:	DNF					
53	MATHIS Katrin	SUI	Run 1:	Int 1:	39.13	(39)	I1-Fin:	43.07	(28)	3.55
				Fin:	1:22.20	(32)				
			Run 2:	Int 1:	36.45	(28)	I1-Fin:	38.43	(32)	1.71
				Fin:	1:14.88	(32)				
	Total:	Int 1:	1:58.65	(37)				82.17		
				Fin:	2:37.08	(32)				11.40
54	BERNARD Juliette	SUI	Run 1:	Int 1:	44.02	(54)	I1-Fin:	46.96	(42)	8.44
				Fin:	1:30.98	(44)				
			Run 2:	Int 1:	39.59	(38)	I1-Fin:	39.18	(35)	4.85
				Fin:	1:18.77	(36)				
	Total:	Int 1:	2:10.57	(44)				94.09		
				Fin:	2:49.75	(36)				24.07
55	KOLASA Anna	POL	Run 1:	Int 1:	42.43	(50)	I1-Fin:	48.14	(43)	6.85
				Fin:	1:30.57	(42)				
			Run 2:	Fin:	DNF		I1-Fin:			
Total:	Fin:	DNF								
56	CHU Sa-Rang	KOR	Run 1:	Int 1:	42.32	(49)	I1-Fin:	48.61	(44)	6.74
				Fin:	1:30.93	(43)				
			Run 2:	Int 1:			I1-Fin:			
				Fin:	DNF					
Total:	Fin:	DNF								
57	MIREK Katarzyna	POL	Run 1:	Int 1:	39.43	(41)	I1-Fin:	45.18	(40)	3.85
				Fin:	1:24.61	(38)				
			Run 2:	Int 1:	36.85	(32)	I1-Fin:			2.11
				Fin:	DNF					
Total:	Fin:	DNF								
58	KEMPENAERS Eile	BEL	Run 1:	Int 1:	39.53	(42)	I1-Fin:			3.95
				Fin:	DNF					
			Total:	Fin:	DNF					



Performance Analysis by Bib

Bib	Name	CTRY Code	Positions			Partials		Difference Time		
			Run	Int	Pos	Time	Rank			
59	PONOMARENKO Mariia	UKR	Run 1:	Int 1:	43.27	(52)	I1-Fin:	49.82	(46)	7.69
				Fin:	1:33.09	(45)				
			Run 2:	Int 1:	42.06	(40)	I1-Fin:	44.14	(40)	7.32
				Fin:	1:26.20	(38)				
	Total:	Int 1:	2:15.15	(46)				98.67		
			Fin:	2:59.29	(38)				33.61	
60	CARIKCIOGLU Ozlem	TUR	Run 1:	Int 1:	43.57	(53)	I1-Fin:	49.76	(45)	7.99
				Fin:	1:33.33	(46)				
			Run 2:	Int 1:	41.55	(39)	I1-Fin:	42.72	(37)	6.81
				Fin:	1:24.27	(37)				
	Total:	Int 1:	2:14.88	(45)				98.40		
			Fin:	2:57.60	(37)				31.92	
61	ABBASI Forough	IRI	Run 1:	Int 1:	45.71	(57)	I1-Fin:	50.28	(47)	10.13
				Fin:	1:35.99	(47)				
			Run 2:	Int 1:	45.89	(44)	I1-Fin:	47.27	(42)	11.15
				Fin:	1:33.16	(42)				
	Total:	Int 1:	2:21.88	(48)				105.40		
			Fin:	3:09.15	(40)				43.47	
62	MOHBAT Natacha	LBN	Run 1:	Int 1:	45.68	(56)	I1-Fin:	50.78	(48)	10.10
				Fin:	1:36.46	(48)				
			Run 2:	Int 1:	42.85	(41)	I1-Fin:	43.86	(39)	8.11
				Fin:	1:26.71	(39)				
	Total:	Int 1:	2:19.31	(47)				102.83		
			Fin:	3:03.17	(39)				37.49	
63	SAVEHSEMSHAKI Sadaf	IRI	Run 1:	Int 1:	46.98	(59)	I1-Fin:	53.97	(49)	11.40
				Fin:	1:40.95	(49)				
			Run 2:	Int 1:	44.55	(43)	I1-Fin:	43.66	(38)	9.81
				Fin:	1:28.21	(40)				
	Total:	Int 1:	2:25.50	(49)				109.02		
			Fin:	3:09.16	(41)				43.48	
64	VAHER Lise Anette	EST	Run 1:	Int 1:	44.70	(55)	I1-Fin:			9.12
				Fin:	DNF					
	Total:	Fin:	DNF							
65	ZALI TOROJENI Najmeh	IRI	Run 1:	Int 1:			I1-Fin:			
				Fin:	DNF					
	Total:	Fin:	DNF							
66	IS Ece	TUR	Run 1:	Int 1:	47.55	(60)	I1-Fin:	54.60	(50)	11.97
				Fin:	1:42.15	(51)				
			Run 2:	Int 1:	44.10	(42)	I1-Fin:	47.25	(41)	9.36
				Fin:	1:31.35	(41)				
	Total:	Int 1:	2:26.25	(50)				109.77		
			Fin:	3:13.50	(42)				47.82	



Performance Analysis by Bib

Bib	Name	CTRY Code	Positions			Partials		Difference Time		
			Run	Int	Pos	Time	Rank			
67	FAYAD Isabelle Catherine	LBN	Run 1:	Int 1:	46.29	(58)	I1-Fin:	55.37	(51)	10.71
				Fin:	1:41.66	(50)				
			Run 2:	Int 1:	46.50	(45)	I1-Fin:	49.72	(43)	11.76
				Fin:	1:36.22	(43)				
			Total:	Int 1:	2:28.16	(51)	111.68			
				Fin:	3:17.88	(43)		52.20		
68	LU Xin	CHN	Run 1:	Int 1:	1:05.55	(63)	I1-Fin:		1:14.10	(53)
				Fin:	2:19.65	(53)		1:04.35		
			Run 2:	Int 1:	56.59	(46)	I1-Fin:		59.63	(44)
				Fin:	1:56.22	(44)		46.52		
			Total:	Int 1:	3:16.24	(53)	159.76			
				Fin:	4:15.87	(45)		1:50.19		
69	BAKRADZE Tamar	GEO	Run 1:	Int 1:		I1-Fin:				
				Fin:	DNF					
			Total:	Fin:	DNF					
70	XIE Yue	CHN	Run 1:	Int 1:	57.79	(62)	I1-Fin:	1:09.47	(52)	22.21
				Fin:	2:07.26	(52)				
			Run 2:	Int 1:	57.69	(47)	I1-Fin:	1:00.39	(45)	22.95
				Fin:	1:58.08	(45)				
			Total:	Int 1:	3:04.95	(52)	148.47			
				Fin:	4:05.34	(44)		1:39.66		

Intermediate Time Positions: Int. 1 = Intermediate 1

Legend:					
Fin	Finish	Int	Intermediate	Pos.	Intermediate position



Almaty 2017
28th WINTER UNIVERSIADE

Shymbulak Ski Resort

FRI 3 FEB 2017
Start Time 10:00

Alpine Skiing

Ladies' Giant Slalom



Penalty Calculation

Best 10 at Finish

Rank	Bib	FIS Code	Name	CTRY Code	FIS Points	Best 5	Race Points
1	10	307493	ANDO Asa	JPN	8.25	8.25	0.00
2	3	565453	AJLEC Desiree	SLO	23.51		
3	6	665009	SHKANOVA Maria	BLR	23.31		
4	17	155586	KMOCHOVA Tereza	CZE	27.08		
5	5	185411	LUUKKO Nea	FIN	16.68	16.68	19.91
6	11	155728	DUBOVSKA Martina	CZE	10.66	10.66	22.20
7	15	485713	POPOVA Ekaterina	RUS	16.94	16.94	27.72
8	26	56396	WIDNER Denise	AUT	38.06		
9	13	206464	BREUNING Ann-Kathrin	GER	14.32	14.32	29.06
10	14	307601	ISHIBASHI Miki	JPN	23.30		

Best 5 FIS Points at Start

Rank	Bib	FIS Code	Name	CTRY Code	FIS Points
1	10	307493	ANDO Asa	JPN	8.25
DNF	1	485807	OVCHINIKOVA Daria	RUS	8.70
6	11	155728	DUBOVSKA Martina	CZE	10.66
12	4	485973	SILANTEVA Anastasiia	RUS	13.61
9	13	206464	BREUNING Ann-Kathrin	GER	14.32

TOTALS:

FIS Points of Best 5 as Start (B)	55.54	
FIS Points of Best at Finish in Top 10 (A)		66.85
Race Points of Corresponding Competitors (C)		98.89
Calculated Penalty (A+B-C):10	2.350	
Rounded	2.35	
Category Adder	0.00	
Correction Value (Z)	0.00	
Calculated Penalty	2.35	
Penalty Applied	6.00	

Legend:
DNF Did Not Finish

03-02-2017 / ALMATY (KAZ) / 6080

ALPWGS-----77C 1.0

Report Created FRI 3 FEB 2017 14:17

Page 1/1





Start List

Jury			Technical Data		
FIS Technical Delegate	SCHUEPBACH Urs	SUI	Course Name	Edelweiss	
Referee FISU TD	KRANJC Matjaz	SLO	Start Altitude	2715m	
Chief of Race	OBYSKALOV Andre	KAZ	Finish Altitude	2370m	
			Vertical Drop	345m	
			Homologation Number	11693/04/15	
Race Information Run 1			Race Information Run 2		
Course Setter	TENHUNEN Juha	FIN	Course Setter	MALUZ Joze	BLR
Gates/Turning Gates	48/47		Gates/Turning Gates		
Start Time	10:00		Start Time	13:00	

Number of Competitors: 70, Number of Countries: 26

Bib	FIS Code	Name	Year of Birth	CTRY Code	Time
1	485807	OVCHNIKOVA Daria	1995	RUS	
2	506523	WEDSJOE Lisa	1994	SWE	
3	565453	AJLEC Desiree	1996	SLO	
4	485973	SILANTEVA Anastasiia	1998	RUS	
5	185411	LUUKKO Nea	1996	FIN	
6	665009	SHKANOVA Maria	1989	BLR	
7	299080	SPERANZONI Michela	1995	ITA	
8	299586	SMALDORE Petra	1997	ITA	
9	206290	HUEBNER Monica	1990	GER	
10	307493	ANDO Asa	1996	JPN	
11	155728	DUBOVSKA Martina	1992	CZE	
12	705394	KANTOROVA Barbara	1992	SVK	
13	206464	BREUNING Ann-Kathrin	1992	GER	
14	307601	ISHIBASHI Miki	1996	JPN	
15	485713	POPOVA Ekaterina	1993	RUS	
16	56286	FIEGL Rebecca	1995	AUT	
17	155586	KMOCHOVA Tereza	1990	CZE	
18	485850	TIMCHENKO Elizaveta	1996	RUS	
19	506739	STENVALL Emma	1996	SWE	
20	107424	SCHMIDT Hannah	1994	CAN	
21	485934	YURIKOVA Elena	1997	RUS	
22	155790	CAMKOVA Veronika	1996	CZE	
23	299426	GRAFFI BRUNORO Elena	1996	ITA	
24	506768	GIDLUND Sofie	1996	SWE	
25	506684	JANSSON Louise	1995	SWE	
26	56396	WIDNER Denise	1997	AUT	
27	325119	GIM So-Hui	1996	KOR	
28	155605	KLOUCKOVA Karolina	1990	CZE	
29	299697	NICASTRO Claudia	1997	ITA	
30	485941	PLESHKOVA Iulija	1997	RUS	
31	506659	HILTULA Lisa	1995	SWE	
32	185357	VIRKKULA Sohvi	1993	FIN	
33	155873	ARNOLD Andrea Louise	1998	CZE	
34	107388	DAVID Sandrine	1994	CAN	
35	225590	MACAULAY Alice	1995	GBR	
36	107497	POITRAS Adrienne	1995	CAN	
37	299000	OLIVIERI Veronica	1995	ITA	
38	506657	ASP Mette	1995	SWE	
39	516371	BERTSCH Nina Lea	1995	SUI	
40	107634	DESROSIERS Marie	1996	CAN	
41	325115	CHOE Jeong-Hyeon	1996	KOR	
42	435347	KLUSAK Magdalena	1995	POL	





Start List

Number of Competitors: 70, Number of Countries: 26

Bib	FIS Code	Name	Year of Birth	CTRY Code	Time
43	155698	RUDOLFOVA Veronika	1993	CZE	
44	435387	MISNIAKIEWICZ Hanna	1996	POL	
45	705424	MIKLOSOVA Katarina	1995	SVK	
46	325130	HONG Ye-Bin	1998	KOR	
47	107589	NOLIN Frederique	1996	CAN	
48	415173	ORANGE Virginia	1991	NZL	
49	325118	NOH Jin-Soul	1996	KOR	
50	675035	GRIGOROVA Mariya	1996	KAZ	
51	565438	ZIMSEK Ana	1995	SLO	
52	435372	MALINOWSKA Aleksandra	1996	POL	
53	516317	MATHIS Katrin	1994	SUI	
54	516357	BERNARD Juliette	1995	SUI	
55	435373	KOLASA Anna	1996	POL	
56	325117	CHU Sa-Rang	1996	KOR	
57	435391	MIREK Katarzyna	1997	POL	
58	65114	KEMPENAERS Elle	1998	BEL	
59	695127	PONOMARENKO Mariia	1999	UKR	
60	525085	CARIKCIOGLU Ozlem	1994	TUR	
61	265028	ABBASI Forough	1993	IRI	
62	345107	MOHBAT Natacha	1996	LBN	
63	265033	SAVEHSEMSHAKI Sadaf	1995	IRI	
64	395018	VAHER Lise Anette	1996	EST	
65	265036	ZALI TOROJENI Najmeh	1995	IRI	
66	525097	IS Ece	1997	TUR	
67	345125	FAYAD Isabelle Catherine	1998	LBN	
68	125049	LU Xin	1995	CHN	
69	685022	BAKRADZE Tamar	1995	GEO	
70	125050	XIE Yue	1992	CHN	

Forerunners						
Run 1	A - SATKEEV Islan	KAZ	B - KARASEV Mikhail	KAZ	C - BERETTA Filippo	ITA
	D - CASARTELLI Athos	ITA				
Run 2	A - SATKEEV Islan	KAZ	B - KARASEV Mikhail	KAZ	C - BERETTA Filippo	ITA
	D - CASARTELLI Athos	ITA				

Updated number of Gates and Turning Gates





Almaty 2017
28th WINTER UNIVERSIADE

Shymbulak Ski Resort

FRI 3 FEB 2017
Start Time 10:00

Alpine Skiing

Ladies' Giant Slalom

Run 1



Official Results

Jury

FIS Technical Delegate	SCHUEPBACH Urs	SUI
Referee FISU TD	KRANJC Matjaz	SLO
Chief of Race	OBYSKALOV Andre	KAZ

Technical Data

Course Name	Edelweiss
Start Altitude	2715m
Finish Altitude	2370m
Vertical Drop	345m
Homologation Number	11693/04/15

Race Information Run 1

Course Setter	TENHUNEN Juha	FIN
Gates/Turning Gates	48/47	
Start Time	10:00	

Race Information Run 2

Course Setter	MALUZ Joze	BLR
Gates/Turning Gates		
Start Time	13:00	

Number of Competitors: 70, Number of Countries: 26

Rank	Bib	FIS Code	Name	Year of Birth	CTRY Code	Time	Diff.
1	3	565453	AJLEC Desiree	1996	SLO	1:15.30	
2	10	307493	ANDO Asa	1996	JPN	1:15.98	0.68
3	6	665009	SHKANOVA Maria	1989	BLR	1:16.09	0.79
4	1	485807	OVCHINIKOVA Daria	1995	RUS	1:17.55	2.25
5	17	155586	KMOCHOVA Tereza	1990	CZE	1:17.56	2.26
6	5	185411	LUUKKO Nea	1996	FIN	1:17.72	2.42
7	15	485713	POPOVA Ekaterina	1993	RUS	1:18.08	2.78
8	7	299080	SPERANZONI Michela	1995	ITA	1:18.12	2.82
9	11	155728	DUBOVSKA Martina	1992	CZE	1:18.16	2.86
10	14	307601	ISHIBASHI Miki	1996	JPN	1:18.66	3.36
11	26	56396	WIDNER Denise	1997	AUT	1:18.99	3.69
12	13	206464	BREUNING Ann-Kathrin	1992	GER	1:19.05	3.75
13	4	485973	SILANTEVA Anastasiia	1998	RUS	1:19.08	3.78
14	2	506523	WEDSJOE Lisa	1994	SWE	1:19.24	3.94
15	22	155790	CAMKOVA Veronika	1996	CZE	1:19.43	4.13
16	8	299586	SMALDORE Petra	1997	ITA	1:19.52	4.22
17	32	185357	VIRKKULA Sohvi	1993	FIN	1:19.54	4.24
18	23	299426	GRAFFI BRUNORO Elena	1996	ITA	1:19.80	4.50
19	16	56286	FIEGL Rebecca	1995	AUT	1:19.95	4.65
20	30	485941	PLESHKOVA Iulija	1997	RUS	1:20.03	4.73
21	9	206290	HUEBNER Monica	1990	GER	1:20.40	5.10
22	33	155873	ARNOLD Andrea Louise	1998	CZE	1:20.60	5.30
23	21	485934	YURIKOVA Elena	1997	RUS	1:20.69	5.39
24	25	506684	JANSSON Louise	1995	SWE	1:20.75	5.45
25	42	435347	KLUSAK Magdalena	1995	POL	1:20.81	5.51
26	18	485850	TIMCHENKO Elizaveta	1996	RUS	1:20.86	5.56
27	39	516371	BERTSCH Nina Lea	1995	SUI	1:21.09	5.79
28	27	325119	GIM So-Hui	1996	KOR	1:21.68	6.38
29	34	107388	DAVID Sandrine	1994	CAN	1:22.06	6.76
30	35	225590	MACAULAY Alice	1995	GBR	1:22.11	6.81
31	29	299697	NICASTRO Claudia	1997	ITA	1:22.12	6.82
32	53	516317	MATHIS Katrin	1994	SUI	1:22.20	6.90
33	36	107497	POITRAS Adrienne	1995	CAN	1:22.23	6.93
34	20	107424	SCHMIDT Hannah	1994	CAN	1:22.53	7.23
35	38	506657	ASP Mette	1995	SWE	1:23.31	8.01
36	31	506659	HILTULA Lisa	1995	SWE	1:23.85	8.55
37	47	107589	NOLIN Frederique	1996	CAN	1:24.44	9.14
38	57	435391	MIREK Katarzyna	1997	POL	1:24.61	9.31
39	44	435387	MISNIAKIEWICZ Hanna	1996	POL	1:24.72	9.42
40	48	415173	ORANGE Virginia	1991	NZL	1:25.81	10.51



Almaty 2017
28TH WINTER UNIVERSIADE

Shymbulak Ski Resort

FRI 3 FEB 2017
Start Time 10:00

Alpine Skiing

Ladies' Giant Slalom

Run 1



Official Results

Number of Competitors: 70, Number of Countries: 26

Rank	Bib	FIS Code	Name	Year of Birth	CTRY Code	Time	Diff.
41	50	675035	GRIGOROVA Mariya	1996	KAZ	1:27.65	12.35
42	55	435373	KOLASA Anna	1996	POL	1:30.57	15.27
43	56	325117	CHU Sa-Rang	1996	KOR	1:30.93	15.63
44	54	516357	BERNARD Juliette	1995	SUI	1:30.98	15.68
45	59	695127	PONOMARENKO Mariia	1999	UKR	1:33.09	17.79
46	60	525085	CARIKCIOGLU Ozlem	1994	TUR	1:33.33	18.03
47	61	265028	ABBASI Forough	1993	IRI	1:35.99	20.69
48	62	345107	MOHBAT Natacha	1996	LBN	1:36.46	21.16
49	63	265033	SAVEHSHEMASHAKI Sadaf	1995	IRI	1:40.95	25.65
50	67	345125	FAYAD Isabelle Catherine	1998	LBN	1:41.66	26.36
51	66	525097	IS Ece	1997	TUR	1:42.15	26.85
52	70	125050	XIE Yue	1992	CHN	2:07.26	51.96
53	68	125049	LU Xin	1995	CHN	2:19.65	1:04.35

DID NOT FINISH RUN 1: 16 competitors

12	705394	KANTOROVA Barbara	1992	SVK
19	506739	STENVALL Emma	1996	SWE
24	506768	GIDLUND Sofie	1996	SWE
37	299000	OLIVIERI Veronica	1995	ITA
40	107634	DESROSIERS Marie	1996	CAN
41	325115	CHOE Jeong-Hyeon	1996	KOR
43	155698	RUDOLFOVA Veronika	1993	CZE
45	705424	MIKLOSOVA Katarina	1995	SVK
46	325130	HONG Ye-Bin	1998	KOR
49	325118	NOH Jin-Soul	1996	KOR
51	565438	ZIMSEK Ana	1995	SLO
52	435372	MALINOWSKA Aleksandra	1996	POL
58	65114	KEMPENAERS Elle	1998	BEL
64	395018	VAHER Lise Anette	1996	EST
65	265036	ZALI TOROJENI Najmeh	1995	IRI
69	685022	BAKRADZE Tamar	1995	GEO

DID NOT START RUN 1: 1 competitor

28	155605	KLOUCKOVA Karolina	1990	CZE
----	--------	--------------------	------	-----

Forerunners

Run 1	A - SATKEEV Islan D - CASARTELLI Athos	KAZ ITA	B - KARASEV Mikhail	KAZ	C - BERETTA Filippo	ITA
Run 2	A - SATKEEV Islan D - CASARTELLI Athos	KAZ ITA	B - KARASEV Mikhail	KAZ	C - BERETTA Filippo	ITA

03-02-2017 / ALMATY (KAZ) / 6080

ALPWGS-----FNL-000101--_73B 1.0

Report Created FRI 3 FEB 2017 11:31

Page 2/2





Start List

Jury

FIS Technical Delegate	SCHUEPBACH Urs	SUI
Referee FISU TD	KRANJC Matjaz	SLO
Chief of Race	OBYSKALOV Andre	KAZ

Technical Data

Course Name	Edelweiss
Start Altitude	2715m
Finish Altitude	2370m
Vertical Drop	345m
Homologation Number	11693/04/15

Race Information Run 1

Course Setter	TENHUNEN Juha	FIN
Gates/Turning Gates	48/47	
Start Time	10:00	

Race Information Run 2

Course Setter	MALUZ Joze	BLR
Gates/Turning Gates	48/46	
Start Time	13:00	

Number of Competitors: 53, Number of Countries: 22

Start Order	Bib	FIS Code	Name	Year of Birth	CTRY Code	Run 1	Diff.	Rank	Run 2	Total
1	35	225590	MACAULAY Alice	1995	GBR	1:22.11	6.81	30		
2	34	107388	DAVID Sandrine	1994	CAN	1:22.06	6.76	29		
3	27	325119	GIM So-Hui	1996	KOR	1:21.68	6.38	28		
4	39	516371	BERTSCH Nina Lea	1995	SUI	1:21.09	5.79	27		
5	18	485850	TIMCHENKO Elizaveta	1996	RUS	1:20.86	5.56	26		
6	42	435347	KLUSAK Magdalena	1995	POL	1:20.81	5.51	25		
7	25	506684	JANSSON Louise	1995	SWE	1:20.75	5.45	24		
8	21	485934	YURIKOVA Elena	1997	RUS	1:20.69	5.39	23		
9	33	155873	ARNOLD Andrea Louise	1998	CZE	1:20.60	5.30	22		
10	9	206290	HUEBNER Monica	1990	GER	1:20.40	5.10	21		
11	30	485941	PLESHKOVA Iulija	1997	RUS	1:20.03	4.73	20		
12	16	56286	FIEGL Rebecca	1995	AUT	1:19.95	4.65	19		
13	23	299426	GRAFFI BRUNORO Elena	1996	ITA	1:19.80	4.50	18		
14	32	185357	VIRKKULA Sohvi	1993	FIN	1:19.54	4.24	17		
15	8	299586	SMALDORE Petra	1997	ITA	1:19.52	4.22	16		
16	22	155790	CAMKOVA Veronika	1996	CZE	1:19.43	4.13	15		
17	2	506523	WEDSJOE Lisa	1994	SWE	1:19.24	3.94	14		
18	4	485973	SILANTEVA Anastasiia	1998	RUS	1:19.08	3.78	13		
19	13	206464	BREUNING Ann-Kathrin	1992	GER	1:19.05	3.75	12		
20	26	56396	WIDNER Denise	1997	AUT	1:18.99	3.69	11		
21	14	307601	ISHIBASHI Miki	1996	JPN	1:18.66	3.36	10		
22	11	155728	DUBOVSKA Martina	1992	CZE	1:18.16	2.86	9		
23	7	299080	SPERANZONI Michela	1995	ITA	1:18.12	2.82	8		
24	15	485713	POPOVA Ekaterina	1993	RUS	1:18.08	2.78	7		
25	5	185411	LUUKKO Nea	1996	FIN	1:17.72	2.42	6		
26	17	155586	KMOCHOVA Tereza	1990	CZE	1:17.56	2.26	5		
27	1	485807	OVCHINIKOVA Daria	1995	RUS	1:17.55	2.25	4		
28	6	665009	SHKANOVA Maria	1989	BLR	1:16.09	0.79	3		
29	10	307493	ANDO Asa	1996	JPN	1:15.98	0.68	2		
30	3	565453	AJLEC Desiree	1996	SLO	1:15.30	0.00	1		
31	29	299697	NICASTRO Claudia	1997	ITA	1:22.12	6.82	31		
32	53	516317	MATHIS Katrin	1994	SUI	1:22.20	6.90	32		
33	36	107497	POITRAS Adrienne	1995	CAN	1:22.23	6.93	33		
34	20	107424	SCHMIDT Hannah	1994	CAN	1:22.53	7.23	34		
35	38	506657	ASP Mette	1995	SWE	1:23.31	8.01	35		
36	31	506659	HILTULA Lisa	1995	SWE	1:23.85	8.55	36		
37	47	107589	NOLIN Frederique	1996	CAN	1:24.44	9.14	37		
38	57	435391	MIREK Katarzyna	1997	POL	1:24.61	9.31	38		
39	44	435387	MISNIAKIEWICZ Hanna	1996	POL	1:24.72	9.42	39		
40	48	415173	ORANGE Virginia	1991	NZL	1:25.81	10.51	40		
41	50	675035	GRIGOROVA Mariya	1996	KAZ	1:27.65	12.35	41		
42	55	435373	KOLASA Anna	1996	POL	1:30.57	15.27	42		



Start List

Number of Competitors: 53, Number of Countries: 22

Start Order	Bib	FIS Code	Name	Year of Birth	CTRY Code	Run 1	Diff.	Rank	Run 2	Total
43	56	325117	CHU Sa-Rang	1996	KOR	1:30.93	15.63	43		
44	54	516357	BERNARD Juliette	1995	SUI	1:30.98	15.68	44		
45	59	695127	PONOMARENKO Mariia	1999	UKR	1:33.09	17.79	45		
46	60	525085	CARIKCIOGLU Ozlem	1994	TUR	1:33.33	18.03	46		
47	61	265028	ABBASI Forough	1993	IRI	1:35.99	20.69	47		
48	62	345107	MOHBAT Natacha	1996	LBN	1:36.46	21.16	48		
49	63	265033	SAVEHSHEMASHAKI Sadaf	1995	IRI	1:40.95	25.65	49		
50	67	345125	FAYAD Isabelle Catherine	1998	LBN	1:41.66	26.36	50		
51	66	525097	IS Ece	1997	TUR	1:42.15	26.85	51		
52	70	125050	XIE Yue	1992	CHN	2:07.26	51.96	52		
53	68	125049	LU Xin	1995	CHN	2:19.65	1:04.35	53		

Forerunners						
Run 1	A - SATKEEV Islan	KAZ	B - KARASEV Mikhail	KAZ	C - BERETTA Filippo	ITA
	D - CASARTELLI Athos	ITA				
Run 2	A - SATKEEV Islan	KAZ	B - KARASEV Mikhail	KAZ	C - BERETTA Filippo	ITA
	D - CASARTELLI Athos	ITA				

Updated number of Gates and Turning Gates

03-02-2017 / ALMATY (KAZ) / 6080

ALPWGS-----FNL-000102--_51B 1.1

Report Created FRI 3 FEB 2017 12:45

Page 2/2





Almaty 2017

28TH WINTER UNIVERSIADE



ALPINE SKIING

Ladies' Super-G



Start List

Jury

FIS Technical Delegate	SCHUEPBACH Urs	SUI
Referee	KRANJC Matjaz	FIS
Assistant Referee	ORLOV Alexey	RUS
Chief of Race	OBYSKALOV Andre	KAZ
Start Referee	SMIRNOV Alexander	KAZ
Finish Referee	SYCHEV Igor	KAZ

Technical Data

Course Name	Shymbulak
Start Altitude	2840m
Finish Altitude	2370m
Vertical Drop	470m
Course Length	
Homologation Number	11695/04/15

Race Information

Course Setter	BUDORATSKI Gennadi	RUS
Gates/Turning Gates	36/35	
Start Time	10:30	

Number of Competitors: 42, Number of Countries: 20

Bib	FIS Code	Name	Year of Birth	CTRY Code	Time
1	485941	PLESHKOVA Iulija	1997	RUS	
2	516371	BERTSCH Nina Lea	1995	SUI	
3	485868	POGREBITSKAYA Olga	1996	RUS	
4	485850	TIMCHENKO Elizaveta	1996	RUS	
5	155586	KMOCHOVA Tereza	1990	CZE	
6	299000	OLIVIERI Veronica	1995	ITA	
7	299697	NICASTRO Claudia	1997	ITA	
8	299080	SPERANZONI Michela	1995	ITA	
9	485807	OVCHINIKOVA Daria	1995	RUS	
10	485631	YAKOVISHINA Elena	1992	RUS	
11	299586	SMALDORE Petra	1997	ITA	
12	155605	KLOUCKOVA Karolina	1990	CZE	
13	485748	GOLENKOVA Valentina	1994	RUS	
14	705394	KANTOROVA Barbara	1992	SVK	
15	155790	CAMKOVA Veronika	1996	CZE	
16	185411	LUUKKO Nea	1996	FIN	
17	307493	ANDO Asa	1996	JPN	
18	565453	AJLEC Desiree	1996	SLO	
19	665009	SHKANOVA Maria	1989	BLR	
20	506657	ASP Mette	1995	SWE	
21	435347	KLUSAK Magdalena	1995	POL	
22	299426	GRAFFI BRUNORO Elena	1996	ITA	
23	565438	ZIMSEK Ana	1995	SLO	
24	107424	SCHMIDT Hannah	1994	CAN	
25	206464	BREUNING Ann-Kathrin	1992	GER	
26	675035	GRIGOROVA Mariya	1996	KAZ	
27	325119	GIM So-Hui	1996	KOR	
28	415173	ORANGE Virginia	1991	NZL	
29	325118	NOH Jin-Soul	1996	KOR	
30	675036	KARPOVA Yekaterina	1998	KAZ	
31	155698	RUDOLFOVA Veronika	1993	CZE	
32	325117	CHU Sa-Rang	1996	KOR	
33	516317	MATHIS Katrin	1994	SUI	
34	225590	MACAULAY Alice	1995	GBR	
35	307601	ISHIBASHI Miki	1996	JPN	
36	65114	KEMPENAERS Elle	1998	BEL	
37	695127	PONOMARENKO Mariia	1999	UKR	
38	325115	CHOE Jeong-Hyeon	1996	KOR	
39	325130	HONG Ye-Bin	1998	KOR	
40	265036	ZALI TOROJENI Najmeh	1995	IRI	
41	265033	SAVEHSEMSHAKI Sadaf	1995	IRI	
42	265028	ABBASI Forough	1993	IRI	



Shymbulak Ski Resort

Almaty 2017
28TH WINTER UNIVERSIADE

MON 30 JAN 2017
Start Time 10:30

Alpine Skiing
Ladies' Super-G
Super-G



Start List

Number of Competitors: 42, Number of Countries: 20

Bib	FIS Code	Name	Year of Birth	CTRY Code	Time
-----	----------	------	---------------	-----------	------

Forerunners							
		A - GRIGOROV Roman	KAZ	B - SATKEEV Islan	KAZ	C - KARASEV Mikhail	KAZ
		D - STUPAKOV Vadim	KAZ				





Almaty 2017
28th WINTER UNIVERSIADE

Shymbulak Ski Resort

MON 30 JAN 2017
Start Time 10:30

Alpine Skiing

Ladies' Super-G



Official Results

Jury

FIS Technical Delegate	SCHUEPBACH Urs	SUI
Referee FISU TD	KRANJC Matjaz	SLO
Assistant Referee	ORLOV Alexey	RUS
Chief of Race	OBYSKALOV Andre	KAZ

Technical Data

Course Name	Chymbulak
Start Altitude	2840m
Finish Altitude	2370m
Vertical Drop	470m
Course Length	1765m
Homologation Number	11695/04/15

Race Information

Course Setter	BUDORATSKI Gennadi	RUS
Gates/Turning Gates	36/35	
Start Time	10:30	

Number of Competitors: 42, Number of Countries: 20

F-factor: 1080

Rank	Bib	FIS Code	Name	Year of Birth	CTRY Code	Time	Diff.	Distance (m)	Race Points
1	10	485631	YAKOVISHINA Elena	1992	RUS	1:06.25			
2	16	185411	LUUKKO Nea	1996	FIN	1:06.98	0.73	17.22	11.90
3	17	307493	ANDO Asa	1996	JPN	1:07.17	0.92	21.64	15.00
4	5	155586	KMOCHOVA Tereza	1990	CZE	1:07.21	0.96	22.57	15.65
5	14	705394	KANTOROVA Barbara	1992	SVK	1:07.55	1.30	30.41	21.19
6	4	485850	TIMCHENKO Elizaveta	1996	RUS	1:07.73	1.48	34.53	24.13
7	1	485941	PLESHKOVA Iulija	1997	RUS	1:07.81	1.56	36.35	25.43
8	19	665009	SHKANOVA Maria	1989	BLR	1:07.99	1.74	40.44	28.37
9	3	485868	POGREBITSKAYA Olga	1996	RUS	1:08.00	1.75	40.66	28.53
10	2	516371	BERTSCH Nina Lea	1995	SUI	1:08.59	2.34	53.90	38.15
11	8	299080	SPERANZONI Michela	1995	ITA	1:08.76	2.51	57.68	40.92
12	11	299586	SMALDORE Petra	1997	ITA	1:09.02	2.77	63.41	45.16
13	18	565453	AJLEC Desiree	1996	SLO	1:09.11	2.86	65.39	46.62
14	35	307601	ISHIBASHI Miki	1996	JPN	1:09.25	3.00	68.45	48.91
15	7	299697	NICASTRO Claudia	1997	ITA	1:09.32	3.07	69.97	50.05
16	12	155605	KLOUCKOVA Karolina	1990	CZE	1:09.40	3.15	71.71	51.35
17	13	485748	GOLENKOVA Valentina	1994	RUS	1:09.50	3.25	73.88	52.98
18	24	107424	SCHMIDT Hannah	1994	CAN	1:09.51	3.26	74.10	53.14
19	9	485807	OVCHINIKOVA Daria	1995	RUS	1:09.61	3.36	76.26	54.77
20	22	299426	GRAFFI BRUNORO Elena	1996	ITA	1:09.66	3.41	77.34	55.59
21	15	155790	CAMKOVA Veronika	1996	CZE	1:10.06	3.81	85.92	62.11
22	31	155698	RUDOLFOVA Veronika	1993	CZE	1:10.65	4.40	98.40	71.73
23	27	325119	GIM So-Hui	1996	KOR	1:10.98	4.73	105.29	77.11
24	6	299000	OLIVIERI Veronica	1995	ITA	1:11.00	4.75	105.70	77.43
25	33	516317	MATHIS Katrin	1994	SUI	1:11.20	4.95	109.85	80.69
26	25	206464	BREUNING Ann-Kathrin	1992	GER	1:11.64	5.39	118.87	87.87
27	23	565438	ZIMSEK Ana	1995	SLO	1:11.73	5.48	120.71	89.33
28	30	675036	KARPOVA Yekaterina	1998	KAZ	1:11.97	5.72	125.57	93.25
29	26	675035	GRIGOROVA Mariya	1996	KAZ	1:15.23	8.98	188.60	146.39
30	32	325117	CHU Sa-Rang	1996	KOR	1:16.11	9.86	204.69	160.74
31	29	325118	NOH Jin-Soul	1996	KOR	1:16.29	10.04	207.93	163.67
32	38	325115	CHOE Jeong-Hyeon	1996	KOR	1:17.42	11.17	227.96	182.09
33	39	325130	HONG Ye-Bin	1998	KOR	1:19.96	13.71	270.91	223.50

DID NOT FINISH: 5 competitors

20	506657	ASP Mette	1995	SWE
21	435347	KLUSAK Magdalena	1995	POL
28	415173	ORANGE Virginia	1991	NZL
36	65114	KEMPENAEERS Elle	1998	BEL
37	695127	PONOMARENKO Mariia	1999	UKR

30-01-2017 / ALMATY (KAZ) / 6078

ALPWSG-----FNL-000100--_73A 1.2

Report Created MON 30 JAN 2017 17:40

Page 1/2





Shymbulak Ski Resort

Almaty 2017
28TH WINTER UNIVERSIADE

MON 30 JAN 2017
Start Time 10:30

Alpine Skiing

Ladies' Super-G

Super-G



Official Results

Number of Competitors: 42, Number of Countries: 20

F-factor: 1080

Rank	Bib	FIS Code	Name	Year of Birth	CTRY Code	Time	Diff.	Distance (m)	Race Points
DID NOT START: 4 competitors									
	34	225590	MACAULAY Alice	1995	GBR				
	40	265036	ZALI TOROJENI Najmeh	1995	IRI				
	41	265033	SAVEHSEMSHAKI Sadaf	1995	IRI				
	42	265028	ABBASI Forough	1993	IRI				

Forerunners										
A - GRIGOROV Roman			KAZ	B - SATKEEV Islan			KAZ	C - KARASEV Mikhail		KAZ

30-01-2017 / ALMATY (KAZ) / 6078

ALPWSG-----FNL-000100--_73A 1.2

Report Created MON 30 JAN 2017 17:40

Page 2/2





Performance Analysis by Rank

Number of Competitors: 33, Number of Countries: 13

Rank	Bib	Name	CTRY Code	Positions			Partials		Difference		Speed (km/h)	Rank
				Pos	Time	Rank	Pos	Time	Rank	Time		
1	10	YAKOVISHINA Elena	RUS	Int 1: Int 2: Fin:	23.13 44.66 1:06.25	(1) (1) (1)	I1-I2: I2-Fin:	21.53 21.59	(2) (2)	0.00 0.00 0.00	Sp1: Avg:	85.86
2	16	LUUKKO Nea	FIN	Int 1: Int 2: Fin:	23.22 45.27 1:06.98	(3) (4) (2)	I1-I2: I2-Fin:	22.05 21.71	(6) (4)	0.09 0.61 0.73	17.22 Avg:	84.92
3	17	ANDO Asa	JPN	Int 1: Int 2: Fin:	23.93 45.22 1:07.17	(12) (3) (3)	I1-I2: I2-Fin:	21.29 21.95	(1) (6)	0.80 0.56 0.92	21.64 Avg:	84.68
4	5	KMOCHOVA Tereza	CZE	Int 1: Int 2: Fin:	23.26 45.14 1:07.21	(4) (2) (4)	I1-I2: I2-Fin:	21.88 22.07	(3) (7)	0.13 0.48 0.96	22.57 Avg:	84.63
5	14	KANTOROVA Barbara	SVK	Int 1: Int 2: Fin:	23.69 45.87 1:07.55	(8) (7) (5)	I1-I2: I2-Fin:	22.18 21.68	(8) (3)	0.56 1.21 1.30	30.41 Avg:	84.20
6	4	TIMCHENKO Elizaveta	RUS	Int 1: Int 2: Fin:	23.21 45.91 1:07.73	(2) (8) (6)	I1-I2: I2-Fin:	22.70 21.82	(17) (5)	0.08 1.25 1.48	34.53 Avg:	83.98
7	1	PLESHKOVA Iuliya	RUS	Int 1: Int 2: Fin:	23.58 46.25 1:07.81	(6) (11) (7)	I1-I2: I2-Fin:	22.67 21.56	(16) (1)	0.45 1.59 1.56	36.35 Avg:	83.88
8	19	SHKANOVA Maria	BLR	Int 1: Int 2: Fin:	23.80 45.84 1:07.99	(9) (6) (8)	I1-I2: I2-Fin:	22.04 22.15	(5) (9)	0.67 1.18 1.74	40.44 Avg:	83.66
9	3	POGREBITSKAYA Olga	RUS	Int 1: Int 2: Fin:	23.59 45.62 1:08.00	(7) (5) (9)	I1-I2: I2-Fin:	22.03 22.38	(4) (12)	0.46 0.96 1.75	40.66 Avg:	83.65
10	2	BERTSCH Nina Lea	SUI	Int 1: Int 2: Fin:	24.33 46.51 1:08.59	(22) (13) (10)	I1-I2: I2-Fin:	22.18 22.08	(8) (8)	1.20 1.85 2.34	53.90 Avg:	82.93
11	8	SPERANZONI Michela	ITA	Int 1: Int 2: Fin:	24.14 46.41 1:08.76	(18) (12) (11)	I1-I2: I2-Fin:	22.27 22.35	(12) (11)	1.01 1.75 2.51	57.68 Avg:	82.72
12	11	SMALDORE Petra	ITA	Int 1: Int 2: Fin:	24.06 46.56 1:09.02	(17) (14) (12)	I1-I2: I2-Fin:	22.50 22.46	(14) (14)	0.93 1.90 2.77	63.41 Avg:	82.41
13	18	AJLEC Desiree	SLO	Int 1: Int 2: Fin:	23.90 46.69 1:09.11	(10) (17) (13)	I1-I2: I2-Fin:	22.79 22.42	(18) (13)	0.77 2.03 2.86	65.39 Avg:	82.30
14	35	ISHIBASHI Miki	JPN	Int 1: Int 2: Fin:	24.20 46.59 1:09.25	(20) (16) (14)	I1-I2: I2-Fin:	22.39 22.66	(13) (16)	1.07 1.93 3.00	68.45 Avg:	82.14
15	7	NICASTRO Claudia	ITA	Int 1: Int 2: Fin:	23.90 46.13 1:09.32	(10) (10) (15)	I1-I2: I2-Fin:	22.23 23.19	(11) (22)	0.77 1.47 3.07	69.97 Avg:	82.05
16	12	KLOUCKOVA Karolina	CZE	Int 1: Int 2: Fin:	23.97 46.06 1:09.40	(13) (9) (16)	I1-I2: I2-Fin:	22.09 23.34	(7) (24)	0.84 1.40 3.15	71.71 Avg:	81.96



Performance Analysis by Rank

Rank	Bib	Name	CTRY Code	Positions			Partials		Difference		Pos.	Speed (km/h)	Rank
				Pos	Time	Rank	Pos	Time	Rank	Time			
17	13	GOLENKOVA Valentina	RUS	Int 1: Int 2: Fin:	24.02 47.20 1:09.50	(15) (20) (17)	11-12: 12-Fin:	23.18 22.30	(21) (10)	0.89 2.54 3.25	73.88	Sp1: Avg: 81.84	
18	24	SCHMIDT Hannah	CAN	Int 1: Int 2: Fin:	24.01 46.56 1:09.51	(14) (14) (18)	11-12: 12-Fin:	22.55 22.95	(15) (20)	0.88 1.90 3.26	74.10	Sp1: Avg: 81.83	
19	9	OVCHNIKOVA Daria	RUS	Int 1: Int 2: Fin:	23.33 47.13 1:09.61	(5) (19) (19)	11-12: 12-Fin:	23.80 22.48	(26) (15)	0.20 2.47 3.36	76.26	Sp1: Avg: 81.71	
20	22	GRAFFI BRUNORO Elena	ITA	Int 1: Int 2: Fin:	24.50 46.71 1:09.66	(25) (18) (20)	11-12: 12-Fin:	22.21 22.95	(10) (20)	1.37 2.05 3.41	77.34	Sp1: Avg: 81.65	
21	15	CAMKOVA Veronika	CZE	Int 1: Int 2: Fin:	24.18 47.21 1:10.06	(19) (21) (21)	11-12: 12-Fin:	23.03 22.85	(20) (19)	1.05 2.55 3.81	85.92	Sp1: Avg: 81.19	
22	31	RUDOLFOVA Veronika	CZE	Int 1: Int 2: Fin:	24.02 47.95 1:10.65	(15) (25) (22)	11-12: 12-Fin:	23.93 22.70	(28) (17)	0.89 3.29 4.40	98.40	Sp1: Avg: 80.51	
23	27	GIM So-Hui	KOR	Int 1: Int 2: Fin:	24.31 47.52 1:10.98	(21) (22) (23)	11-12: 12-Fin:	23.21 23.46	(23) (25)	1.18 2.86 4.73	105.2	Sp1: Avg: 80.14	
24	6	OLIVIERI Veronica	ITA	Int 1: Int 2: Fin:	24.40 48.19 1:11.00	(23) (27) (24)	11-12: 12-Fin:	23.79 22.81	(25) (18)	1.27 3.53 4.75	105.7	Sp1: Avg: 80.11	
25	33	MATHIS Katrin	SUI	Int 1: Int 2: Fin:	24.61 47.53 1:11.20	(27) (23) (25)	11-12: 12-Fin:	22.92 23.67	(19) (26)	1.48 2.87 4.95	109.8	Sp1: Avg: 79.89	
26	25	BREUNING Ann-Kathrin	GER	Int 1: Int 2: Fin:	24.60 48.40 1:11.64	(26) (28) (26)	11-12: 12-Fin:	23.80 23.24	(26) (23)	1.47 3.74 5.39	118.8	Sp1: Avg: 79.40	
27	23	ZIMSEK Ana	SLO	Int 1: Int 2: Fin:	24.49 48.03 1:11.73	(24) (26) (27)	11-12: 12-Fin:	23.54 23.70	(24) (27)	1.36 3.37 5.48	120.7	Sp1: Avg: 79.30	
28	30	KARPOVA Yekaterina	KAZ	Int 1: Int 2: Fin:	24.72 47.92 1:11.97	(28) (24) (28)	11-12: 12-Fin:	23.20 24.05	(22) (29)	1.59 3.26 5.72	125.5	Sp1: Avg: 79.03	
29	26	GRIGOROVA Mariya	KAZ	Int 1: Int 2: Fin:	25.88 51.23 1:15.23	(30) (31) (29)	11-12: 12-Fin:	25.35 24.00	(31) (28)	2.75 6.57 8.98	188.6	Sp1: Avg: 75.61	
30	32	CHU Sa-Rang	KOR	Int 1: Int 2: Fin:	26.11 50.83 1:16.11	(31) (30) (30)	11-12: 12-Fin:	24.72 25.28	(29) (31)	2.98 6.17 9.86	204.6	Sp1: Avg: 74.73	
31	29	NOH Jin-Soul	KOR	Int 1: Int 2: Fin:	25.65 50.50 1:16.29	(29) (29) (31)	11-12: 12-Fin:	24.85 25.79	(30) (32)	2.52 5.84 10.04	207.9	Sp1: Avg: 74.56	
32	38	CHOE Jeong-Hyeon	KOR	Int 1: Int 2: Fin:	26.39 52.75 1:17.42	(32) (32) (32)	11-12: 12-Fin:	26.36 24.67	(32) (30)	3.26 8.09 11.17	227.9	Sp1: Avg: 73.47	




Performance Analysis by Rank

Rank	Bib Name	CTRY Code	Positions			Partials		Difference		Pos.	Speed (km/h) Rank	
			Pos	Time	Rank	Pos	Time	Rank	Time		Dist.(m)	Avg:
33	39 HONG Ye-Bin	KOR	Int 1:	26.42	(33)	I1-I2:	26.69	(33)	3.29	Sp1:		
			Int 2:	53.11	(33)	I2-Fin:	26.85	(33)	8.45			
			Fin:	1:19.96	(33)				13.71	270.9	Avg:	71.14

Intermediate Time Positions: Int. 1 = Intermediate 1 Int. 2 = Intermediate 2

Legend:							
Avg	Average	Dist.(m)	Distance in meters	Fin	Finish	Int	Intermediate
Pos.	Intermediate or speed position			Sp	Speed trap		





Performance Analysis by Bib

Number of Competitors: 42, Number of Countries: 20

Bib	Name	CTRY Code	Positions			Partials		Difference		Pos.	Speed (km/h)	Rank
			Pos	Time	Rank	Pos	Time	Rank	Time			
1	PLESHKOVA Iulija	RUS	Int 1: Int 2: Fin:	23.58 46.25 1:07.81	(6) (11) (7)	11-12: 12-Fin:	22.67 21.56	(16) (1)	0.45 1.59 1.56	36.35	Avg: 83.88	Sp1:
2	BERTSCH Nina Lea	SUI	Int 1: Int 2: Fin:	24.33 46.51 1:08.59	(22) (13) (10)	11-12: 12-Fin:	22.18 22.08	(8) (8)	1.20 1.85 2.34	53.90	Avg: 82.93	Sp1:
3	POGREBITSKAYA Olga	RUS	Int 1: Int 2: Fin:	23.59 45.62 1:08.00	(7) (5) (9)	11-12: 12-Fin:	22.03 22.38	(4) (12)	0.46 0.96 1.75	40.66	Avg: 83.65	Sp1:
4	TIMCHENKO Elizaveta	RUS	Int 1: Int 2: Fin:	23.21 45.91 1:07.73	(2) (8) (6)	11-12: 12-Fin:	22.70 21.82	(17) (5)	0.08 1.25 1.48	34.53	Avg: 83.98	Sp1:
5	KMOCHOVA Tereza	CZE	Int 1: Int 2: Fin:	23.26 45.14 1:07.21	(4) (2) (4)	11-12: 12-Fin:	21.88 22.07	(3) (7)	0.13 0.48 0.96	22.57	Avg: 84.63	Sp1:
6	OLIVIERI Veronica	ITA	Int 1: Int 2: Fin:	24.40 48.19 1:11.00	(23) (27) (24)	11-12: 12-Fin:	23.79 22.81	(25) (18)	1.27 3.53 4.75	105.7	Avg: 80.11	Sp1:
7	NICASTRO Claudia	ITA	Int 1: Int 2: Fin:	23.90 46.13 1:09.32	(10) (10) (15)	11-12: 12-Fin:	22.23 23.19	(11) (22)	0.77 1.47 3.07	69.97	Avg: 82.05	Sp1:
8	SPERANZONI Michela	ITA	Int 1: Int 2: Fin:	24.14 46.41 1:08.76	(18) (12) (11)	11-12: 12-Fin:	22.27 22.35	(12) (11)	1.01 1.75 2.51	57.68	Avg: 82.72	Sp1:
9	OVCHINIKOVA Daria	RUS	Int 1: Int 2: Fin:	23.33 47.13 1:09.61	(5) (19) (19)	11-12: 12-Fin:	23.80 22.48	(26) (15)	0.20 2.47 3.36	76.26	Avg: 81.71	Sp1:
10	YAKOVISHINA Elena	RUS	Int 1: Int 2: Fin:	23.13 44.66 1:06.25	(1) (1) (1)	11-12: 12-Fin:	21.53 21.59	(2) (2)	0.00 0.00 0.00		Avg: 85.86	Sp1:
11	SMALDORE Petra	ITA	Int 1: Int 2: Fin:	24.06 46.56 1:09.02	(17) (14) (12)	11-12: 12-Fin:	22.50 22.46	(14) (14)	0.93 1.90 2.77	63.41	Avg: 82.41	Sp1:
12	KLOUCKOVA Karolina	CZE	Int 1: Int 2: Fin:	23.97 46.06 1:09.40	(13) (9) (16)	11-12: 12-Fin:	22.09 23.34	(7) (24)	0.84 1.40 3.15	71.71	Avg: 81.96	Sp1:
13	GOLENKOVA Valentina	RUS	Int 1: Int 2: Fin:	24.02 47.20 1:09.50	(15) (20) (17)	11-12: 12-Fin:	23.18 22.30	(21) (10)	0.89 2.54 3.25	73.88	Avg: 81.84	Sp1:
14	KANTOROVA Barbara	SVK	Int 1: Int 2: Fin:	23.69 45.87 1:07.55	(8) (7) (5)	11-12: 12-Fin:	22.18 21.68	(8) (3)	0.56 1.21 1.30	30.41	Avg: 84.20	Sp1:
15	CAMKOVA Veronika	CZE	Int 1: Int 2: Fin:	24.18 47.21 1:10.06	(19) (21) (21)	11-12: 12-Fin:	23.03 22.85	(20) (19)	1.05 2.55 3.81	85.92	Avg: 81.19	Sp1:
16	LUUKKO Nea	FIN	Int 1: Int 2: Fin:	23.22 45.27 1:06.98	(3) (4) (2)	11-12: 12-Fin:	22.05 21.71	(6) (4)	0.09 0.61 0.73	17.22	Avg: 84.92	Sp1:



Performance Analysis by Bib

Bib	Name	CTRY Code	Positions			Partials		Difference		Pos.	Speed (km/h)	Rank
			Pos	Time	Rank	Pos	Time	Rank	Time			
17	ANDO Asa	JPN	Int 1: Int 2: Fin:	23.93 45.22 1:07.17	(12) (3) (3)	I1-I2: I2-Fin:	21.29 21.95	(1) (6)	0.80 0.56 0.92	21.64	Sp1: Avg:	84.68
18	AJLEC Desiree	SLO	Int 1: Int 2: Fin:	23.90 46.69 1:09.11	(10) (17) (13)	I1-I2: I2-Fin:	22.79 22.42	(18) (13)	0.77 2.03 2.86	65.39	Sp1: Avg:	82.30
19	SHKANOVA Maria	BLR	Int 1: Int 2: Fin:	23.80 45.84 1:07.99	(9) (6) (8)	I1-I2: I2-Fin:	22.04 22.15	(5) (9)	0.67 1.18 1.74	40.44	Sp1: Avg:	83.66
20	ASP Mette	SWE	Int 1: Int 2: Fin:			I1-I2: I2-Fin:					Sp1: Avg:	
21	KLUSAK Magdalena	POL	Int 1: Int 2: Fin:	25.51 DNF	(29)	I1-I2: I2-Fin:			2.38		Sp1: Avg:	
22	GRAFFI BRUNORO Elena	ITA	Int 1: Int 2: Fin:	24.50 46.71 1:09.66	(25) (18) (20)	I1-I2: I2-Fin:	22.21 22.95	(10) (20)	1.37 2.05 3.41	77.34	Sp1: Avg:	81.65
23	ZIMSEK Ana	SLO	Int 1: Int 2: Fin:	24.49 48.03 1:11.73	(24) (26) (27)	I1-I2: I2-Fin:	23.54 23.70	(24) (27)	1.36 3.37 5.48	120.7	Sp1: Avg:	79.30
24	SCHMIDT Hannah	CAN	Int 1: Int 2: Fin:	24.01 46.56 1:09.51	(14) (14) (18)	I1-I2: I2-Fin:	22.55 22.95	(15) (20)	0.88 1.90 3.26	74.10	Sp1: Avg:	81.83
25	BREUNING Ann-Kathrin	GER	Int 1: Int 2: Fin:	24.60 48.40 1:11.64	(26) (28) (26)	I1-I2: I2-Fin:	23.80 23.24	(26) (23)	1.47 3.74 5.39	118.8	Sp1: Avg:	79.40
26	GRIGOROVA Mariya	KAZ	Int 1: Int 2: Fin:	25.88 51.23 1:15.23	(31) (31) (29)	I1-I2: I2-Fin:	25.35 24.00	(31) (28)	2.75 6.57 8.98	188.6	Sp1: Avg:	75.61
27	GIM So-Hui	KOR	Int 1: Int 2: Fin:	24.31 47.52 1:10.98	(21) (22) (23)	I1-I2: I2-Fin:	23.21 23.46	(23) (25)	1.18 2.86 4.73	105.2	Sp1: Avg:	80.14
28	ORANGE Virginia	NZL	Int 1: Int 2: Fin:			I1-I2: I2-Fin:					Sp1: Avg:	
29	NOH Jin-Soul	KOR	Int 1: Int 2: Fin:	25.65 50.50 1:16.29	(30) (29) (31)	I1-I2: I2-Fin:	24.85 25.79	(30) (32)	2.52 5.84 10.04	207.9	Sp1: Avg:	74.56
30	KARPOVA Yekaterina	KAZ	Int 1: Int 2: Fin:	24.72 47.92 1:11.97	(28) (24) (28)	I1-I2: I2-Fin:	23.20 24.05	(22) (29)	1.59 3.26 5.72	125.5	Sp1: Avg:	79.03
31	RUDOLFOVA Veronika	CZE	Int 1: Int 2: Fin:	24.02 47.95 1:10.65	(15) (25) (22)	I1-I2: I2-Fin:	23.93 22.70	(28) (17)	0.89 3.29 4.40	98.40	Sp1: Avg:	80.51
32	CHU Sa-Rang	KOR	Int 1: Int 2: Fin:	26.11 50.83 1:16.11	(32) (30) (30)	I1-I2: I2-Fin:	24.72 25.28	(29) (31)	2.98 6.17 9.86	204.6	Sp1: Avg:	74.73



Almaty 2017
28TH WINTER UNIVERSIADE

Shymbulak Ski Resort

MON 30 JAN 2017
Start Time 10:30

Alpine Skiing Ladies' Super-G



Performance Analysis by Bib

Bib	Name	CTRY Code	Positions			Partials		Difference		Pos.	Speed (km/h)	Rank
			Pos	Time	Rank	Pos	Time	Rank	Time			
33	MATHIS Katrin	SUI	Int 1: Int 2: Fin:	24.61 47.53 1:11.20	(27) (23) (25)	I1-I2: I2-Fin:	22.92 23.67	(19) (26)	1.48 2.87 4.95	109.8	Sp1: Avg: 79.89	
34	MACAULAY Alice	GBR	Fin:	DNS		I2-Fin:					Avg:	
35	ISHIBASHI Miki	JPN	Int 1: Int 2: Fin:	24.20 46.59 1:09.25	(20) (16) (14)	I1-I2: I2-Fin:	22.39 22.66	(13) (16)	1.07 1.93 3.00	68.45	Sp1: Avg: 82.14	
36	KEMPENAERS Elle	BEL	Int 1: Int 2: Fin:			I1-I2: I2-Fin:					Sp1: Avg:	
37	PONOMARENKO Mariia	UKR	Int 1: Int 2: Fin:			I1-I2: I2-Fin:					Sp1: Avg:	
38	CHOE Jeong-Hyeon	KOR	Int 1: Int 2: Fin:	26.39 52.75 1:17.42	(33) (32) (32)	I1-I2: I2-Fin:	26.36 24.67	(32) (30)	3.26 8.09 11.17	227.9	Sp1: Avg: 73.47	
39	HONG Ye-Bin	KOR	Int 1: Int 2: Fin:	26.42 53.11 1:19.96	(34) (33) (33)	I1-I2: I2-Fin:	26.69 26.85	(33) (33)	3.29 8.45 13.71	270.9	Sp1: Avg: 71.14	
40	ZALI TOROJENI Najmeh	IRI	Fin:	DNS		I2-Fin:					Avg:	
41	SAVEHSEMSHAKI Sadaf	IRI	Fin:	DNS		I2-Fin:					Avg:	
42	ABBASI Forough	IRI	Fin:	DNS		I2-Fin:					Avg:	

Intermediate Time Positions: Int. 1 = Intermediate 1 Int. 2 = Intermediate 2

Legend:	Avg	Dist.(m)	Fin	Int
Average	Distance in meters	Finish	Intermediate	
Intermediate or speed position		Speed trap		





Almaty 2017
28th WINTER UNIVERSIADE

Shymbulak Ski Resort

MON 30 JAN 2017
Start Time 10:30

Alpine Skiing
Ladies' Super-G



Penalty Calculation

Best 10 at Finish

Rank	Bib	FIS Code	Name	CTRY Code	FIS Points	Best 5	Race Points
1	10	485631	YAKOVISHINA Elena	RUS	27.11	27.11	0.00
2	16	185411	LUUKKO Nea	FIN	66.90		
3	17	307493	ANDO Asa	JPN	70.90		
4	5	155586	KMOCHOVA Tereza	CZE	59.45		
5	14	705394	KANTOROVA Barbara	SVK	60.04		
6	4	485850	TIMCHENKO Elizaveta	RUS	36.85	36.85	24.13
7	1	485941	PLESHKOVA Iulija	RUS	37.96	37.96	25.43
8	19	665009	SHKANOVA Maria	BLR	78.57		
9	3	485868	POGREBITSKAYA Olga	RUS	25.98	25.98	28.53
10	2	516371	BERTSCH Nina Lea	SUI	56.76	56.76	38.15

Best 5 FIS Points at Start

Rank	Bib	FIS Code	Name	CTRY Code	FIS Points
9	3	485868	POGREBITSKAYA Olga	RUS	25.98
1	10	485631	YAKOVISHINA Elena	RUS	27.11
19	9	485807	OVCHINIKOVA Daria	RUS	27.48
6	4	485850	TIMCHENKO Elizaveta	RUS	36.85
7	1	485941	PLESHKOVA Iulija	RUS	37.96

TOTALS:

FIS Points of Best 5 as Start (B)	155.38	
FIS Points of Best at Finish in Top 10 (A)		184.66
Race Points of Corresponding Competitors (C)		116.24
Calculated Penalty (A+B-C):10	22.380	
Rounded	22.38	
Category Adder	0.00	
Correction Value (Z)	0.00	
Calculated Penalty	22.38	
Penalty Applied	22.38	





Almaty 2017

28TH WINTER UNIVERSIADE



ALPINE SKIING

Ladies' Alpine Combined



Almaty 2017
28TH WINTER UNIVERSIADE

Shymbulak Ski Resort

WED 1 FEB 2017

Alpine Skiing

Ladies' Alpine Combined



Official Results

Jury		
FIS Technical Delegate	SCHUEPBACH Urs	SUI
Referee FISU TD	KRANJC Matjaz	SLO
Assistant Referee	ORLOV Alexey	RUS
Chief of Race	OBYSKALOV Andre	KAZ

Technical Data		Slalom	Super-G
Course Name		DocTar	Chymbulak
Start Altitude		2550m	2840m
Finish Altitude		2370m	2370m
Vertical Drop		180m	470m
Course Length			1580m
Homologation Number		11692/04/15	11695/04/15

Race Information Slalom		
	31 JAN 2017	
Course Setter	KACHAKOV Igor	RUS
Gates/Turning Gates	61/59	
Start Time	13:30	

Race Information Super-G		
	1 FEB 2017	
Course Setter	BUDORATSKI Gennadi	RUS
Gates/Turning Gates	35/33	
Start Time	11:45	

Number of Competitors: 41, Number of Countries: 18

F-factor: 1150

Rank	Bib	FIS Code	Name	Year of Birth	CTRY Code	Slalom	Super-G	Total	Diff.	Race Points
1	6	485973	SILANTEVA Anastasiia	1998	RUS	57.54 (2)	1:10.70 (2)	2:08.24		
2	11	665009	SHKANOVA Maria	1989	BLR	56.78 (1)	1:13.24 (14)	2:10.02	1.78	15.96
3	8	705394	KANTOROVA Barbara	1992	SVK	58.27 (3)	1:12.08 (6)	2:10.35	2.11	18.92
4	23	307493	ANDO Asa	1996	JPN	59.78 (8)	1:10.64 (1)	2:10.42	2.18	19.55
5	1	299000	OLIVIERI Veronica	1995	ITA	58.71 (6)	1:12.44 (10)	2:11.15	2.91	26.10
6	7	299586	SMALDORE Petra	1997	ITA	58.51 (4)	1:12.94 (13)	2:11.45	3.21	28.79
7	2	485941	PLESHKOVA Iulija	1997	RUS	1:00.03 (10)	1:11.66 (4)	2:11.69	3.45	30.94
8	12	565453	AJLEC Desiree	1996	SLO	58.52 (5)	1:13.35 (15)	2:11.87	3.63	32.55
9	3	485807	OVCHINIKOVA Daria	1995	RUS	59.36 (7)	1:12.58 (11)	2:11.94	3.70	33.18
10	15	516371	BERTSCH Nina Lea	1995	SUI	59.98 (9)	1:12.08 (6)	2:12.06	3.82	34.26
11	5	299080	SPERANZONI Michela	1995	ITA	1:00.12 (11)	1:12.18 (8)	2:12.30	4.06	36.41
12	18	185411	LUUKKO Nea	1996	FIN	1:00.93 (17)	1:11.76 (5)	2:12.69	4.45	39.91
13	9	155586	KMOCHOVA Tereza	1990	CZE	1:00.16 (12)	1:12.63 (12)	2:12.79	4.55	40.80
14	34	307601	ISHIBASHI Miki	1996	JPN	1:02.94 (22)	1:10.72 (3)	2:13.66	5.42	48.60
15	33	206464	BREUNING Ann-Kathrin	1992	GER	1:00.59 (14)	1:14.58 (17)	2:15.17	6.93	62.15
16	20	485748	GOLENKOVA Valentina	1994	RUS	1:02.28 (19)	1:13.52 (16)	2:15.80	7.56	67.79
17	21	299697	NICASTRO Claudia	1997	ITA	1:03.94 (25)	1:12.33 (9)	2:16.27	8.03	72.01
18	14	155790	CAMKOVA Veronika	1996	CZE	1:00.88 (16)	1:15.69 (19)	2:16.57	8.33	74.70
19	19	155698	RUDOLFOVA Veronika	1993	CZE	1:02.02 (18)	1:15.79 (20)	2:17.81	9.57	85.82
20	17	506657	ASP Mette	1995	SWE	1:02.98 (23)	1:17.33 (23)	2:20.31	12.07	108.24
21	16	485645	KOLOMOVA Darya	1992	RUS	1:05.19 (26)	1:15.90 (21)	2:21.09	12.85	115.23
22	27	325119	GIM So-Hui	1996	KOR	1:03.63 (24)	1:18.46 (24)	2:22.09	13.85	124.20
23	29	516317	MATHIS Katrin	1994	SUI	1:07.27 (29)	1:15.27 (18)	2:22.54	14.30	128.24
24	35	325118	NOH Jin-Soul	1996	KOR	1:07.00 (28)	1:17.13 (22)	2:24.13	15.89	142.49
25	26	675035	GRIGOROVA Mariya	1996	KAZ	1:10.34 (32)	1:21.08 (25)	2:31.42	23.18	207.87

DID NOT FINISH SLALOM: 3 competitors

24	155605	KLOUCKOVA Karolina	1990	CZE
32	695127	PONOMARENKO Mariia	1999	UKR
37	415173	ORANGE Virginia	1991	NZL

DISQUALIFIED SLALOM: 1 competitor

28	299426	GRAFFI BRUNORO Elena	1996	ITA	Gate 59	Rule 629.3
----	--------	----------------------	------	-----	---------	------------

DID NOT START SLALOM: 3 competitors

13	206688	KUEHN Bianca	1996	GER
40	206685	SCHMIDT Rebecca	1996	GER
41	206616	BOETTINGER Ramona	1995	GER



Almaty 2017
28TH WINTER UNIVERSIADE

Shymbulak Ski Resort

WED 1 FEB 2017

Alpine Skiing

Ladies' Alpine Combined



Official Results

Number of Competitors: 41, Number of Countries: 18

F-factor: 1150

Rank	Bib	FIS Code	Name	Year of Birth	CTRY Code	Slalom	Super-G	Total	Diff.	Race Points
DID NOT FINISH SUPER-G: 7 competitors										
	4	565438	ZIMSEK Ana	1995	SLO	1:02.82 (21)				
	10	485850	TIMCHENKO Elizaveta	1996	RUS	1:00.81 (15)				
	22	107424	SCHMIDT Hannah	1994	CAN	1:00.39 (13)				
	25	325117	CHU Sa-Rang	1996	KOR	1:08.20 (30)				
	30	435347	KLUSAK Magdalena	1995	POL	1:02.33 (20)				
	31	675036	KARPOVA Yekaterina	1998	KAZ	1:05.64 (27)				
	38	65114	KEMPENAERS Elle	1998	BEL	1:18.86 (34)				
DID NOT START SUPER-G: 2 competitors										
	36	325115	CHOE Jeong-Hyeon	1996	KOR	1:09.49 (31)				
	39	325130	HONG Ye-Bin	1998	KOR	1:10.46 (33)				

Reason for disqualification:

629.3 Does not pass through a gate correctly

Forerunners							
Slalom	A - GRIGOROV Roman	KAZ	B - SATKEEV Islan	KAZ	C - KARASEV Mikhail	KAZ	
Super-G	A - GRIGOROV Roman	KAZ	B - SATKEEV Islan	KAZ	C - KARASEV Mikhail	KAZ	

01-02-2017 / ALMATY (KAZ) / 6079

ALPWAC-----_73E 2.1

Report Created WED 1 FEB 2017 18:55

Page 2/2





Performance Analysis by Rank

Number of Competitors: 25, Number of Countries: 13

Rank	Bib Name	CTRY Code	Positions			Partials		Difference		Pos.	Speed (km/h)	Rank
			Run 1: Pos	Int 1: Time	Rank	Fin: Pos	Time	Rank	Time			
1	6 SILANTEVA Anastasiia	RUS	Run 1: Int 1:	28.29	(1)	I1-Fin:	29.25	(5)	0.00	1.34	Avg:	80.45
			Fin:	57.54	(2)							
			Run 2: Int 1:	24.36	(4)	I1-I2:	20.73	(3)	0.08			
			Int 2:	45.09	(2)							
Fin:	1:10.70	(2)	Total: Int 1:	1:21.90	(2)	0.10	Avg:	0.00				
Fin:	2:08.24	(1)	Fin:	2:08.24	(1)	0.00						
2	11 SHKANOVA Maria	BLR	Run 1: Int 1:	28.32	(2)	I1-Fin:	28.46	(1)	0.03	56.09	Avg:	77.66
			Fin:	56.78	(1)							
			Run 2: Int 1:	25.02	(15)	I2-Fin:	26.00	(10)	2.23			
			Int 2:	47.24	(15)							
Fin:	1:13.24	(14)	Total: Int 1:	1:21.80	(1)	0.00	Avg:	1.78				
Fin:	2:10.02	(2)	Fin:	2:10.02	(2)	1.78						
3	8 KANTOROVA Barbara	SVK	Run 1: Int 1:	29.24	(6)	I1-Fin:	29.03	(2)	0.95	31.56	Avg:	78.91
			Fin:	58.27	(3)							
			Run 2: Int 1:	24.78	(9)	I2-Fin:	25.77	(6)	1.30			
			Int 2:	46.31	(8)							
Fin:	1:12.08	(6)	Total: Int 1:	1:23.05	(3)	1.25	Avg:	2.11				
Fin:	2:10.35	(3)	Fin:	2:10.35	(3)	2.11						
4	23 ANDO Asa	JPN	Run 1: Int 1:	29.22	(5)	I1-Fin:	30.56	(15)	0.93		Avg:	
			Fin:	59.78	(8)							
			Run 2: Int 1:	24.30	(1)	I2-Fin:	25.63	(5)	0.00			
			Int 2:	45.01	(1)							
Fin:	1:10.64	(1)	Total: Int 1:	1:24.08	(8)	2.28	Avg:	2.18				
Fin:	2:10.42	(4)	Fin:	2:10.42	(4)	2.18						
5	1 OLIVIERI Veronica	ITA	Run 1: Int 1:	28.92	(3)	I1-Fin:	29.79	(7)	0.63	39.26	Avg:	78.52
			Fin:	58.71	(6)							
			Run 2: Int 1:	24.56	(5)	I2-Fin:	26.41	(16)	1.02			
			Int 2:	46.03	(5)							
Fin:	1:12.44	(10)	Total: Int 1:	1:23.27	(5)	1.47	Avg:	2.91				
Fin:	2:11.15	(5)	Fin:	2:11.15	(5)	2.91						
6	7 SMALDORE Petra	ITA	Run 1: Int 1:	28.99	(4)	I1-Fin:	29.52	(6)	0.70	49.82	Avg:	77.98
			Fin:	58.51	(4)							
			Run 2: Int 1:	24.83	(10)	I2-Fin:	26.24	(14)	1.69			
			Int 2:	46.70	(12)							
Fin:	1:12.94	(13)	Total: Int 1:	1:23.34	(6)	1.54	Avg:	3.21				
Fin:	2:11.45	(6)	Fin:	2:11.45	(6)	3.21						



Performance Analysis by Rank

Rank	Bib Name	CTRY Code	Positions			Partials		Difference		Pos.	Speed (km/h)	Rank
			Run 1: Pos	Int 1: Time	Rank	Fin: Time	Rank	Time	Dist.(m)			
7	2 PLESHKOVA Iulija	RUS	Run 1: Int 1:	30.02	(10)	I1-Fin:	30.01	(10)	1.73	22.49	Avg:	79.37
			Fin:	1:00.03	(10)				3.25			
			Run 2: Int 1:	24.74	(8)	I1-I2:	21.72	(12)	0.44			
			Int 2:	46.46	(9)				I2-Fin:			
Fin:	1:11.66	(4)	1.02									
Total: Int 1:	1:24.77	(9)	2.97	Avg:	3.45							
Fin:	2:11.69	(7)	3.45									
8	12 AJLEC Desiree	SLO	Run 1: Int 1:	29.33	(7)	I1-Fin:	29.19	(4)	1.04	58.37	Avg:	77.55
			Fin:	58.52	(5)				1.74			
			Run 2: Int 1:	24.72	(7)	I1-I2:	22.69	(19)	0.42			
			Int 2:	47.41	(16)				I2-Fin:			
Fin:	1:13.35	(15)	2.71									
Total: Int 1:	1:23.24	(4)	1.44	Avg:	3.63							
Fin:	2:11.87	(8)	3.63									
9	3 OVCHNIKOVA Daria	RUS	Run 1: Int 1:	30.20	(14)	I1-Fin:	29.16	(3)	1.91	42.23	Avg:	78.37
			Fin:	59.36	(7)				2.58			
			Run 2: Int 1:	24.32	(3)	I1-I2:	22.36	(16)	0.02			
			Int 2:	46.68	(11)				I2-Fin:			
Fin:	1:12.58	(11)	1.94									
Total: Int 1:	1:23.68	(7)	1.88	Avg:	3.70							
Fin:	2:11.94	(9)	3.70									
10	15 BERTSCH Nina Lea	SUI	Run 1: Int 1:	29.98	(9)	I1-Fin:	30.00	(9)	1.69	31.56	Avg:	78.91
			Fin:	59.98	(9)				3.20			
			Run 2: Int 1:	24.90	(13)	I1-I2:	21.18	(4)	0.60			
			Int 2:	46.08	(6)				I2-Fin:			
Fin:	1:12.08	(6)	1.44									
Total: Int 1:	1:24.88	(10)	3.08	Avg:	3.82							
Fin:	2:12.06	(10)	3.82									
11	5 SPERANZONI Michela	ITA	Run 1: Int 1:	30.02	(10)	I1-Fin:	30.10	(11)	1.73	33.71	Avg:	78.80
			Fin:	1:00.12	(11)				3.34			
			Run 2: Int 1:	24.89	(12)	I1-I2:	21.39	(5)	0.59			
			Int 2:	46.28	(7)				I2-Fin:			
Fin:	1:12.18	(8)	1.54									
Total: Int 1:	1:25.01	(12)	3.21	Avg:	4.06							
Fin:	2:12.30	(11)	4.06									
12	18 LUUKKO Nea	FIN	Run 1: Int 1:	31.11	(21)	I1-Fin:	29.82	(8)	2.82	24.66	Avg:	79.26
			Fin:	1:00.93	(17)				4.15			
			Run 2: Int 1:	24.30	(1)	I1-I2:	21.42	(7)	0.00			
			Int 2:	45.72	(4)				I2-Fin:			
Fin:	1:11.76	(5)	1.12									
Total: Int 1:	1:25.23	(13)	3.43	Avg:	4.45							
Fin:	2:12.69	(12)	4.45									



Performance Analysis by Rank

Rank	Bib	Name	CTRY Code	Positions			Partials		Difference		Pos.	Speed (km/h)	Rank
				Run 1: Pos	Int 1: Time	Rank	Fin: Time	Rank	Time	Rank			
13	9	KMOCHOVA Tereza	CZE	Run 1: Int 1:	29.63	(8)	I1-Fin:	30.53	(14)	1.34	43.29	Avg:	78.31
				Fin:	1:00.16	(12)				3.38			
				Run 2: Int 1:	24.84	(11)	I1-I2:	21.66	(11)	0.54			
				Int 2:	46.50	(10)				1.49			
				Fin:	1:12.63	(12)	I2-Fin:	26.13	(13)	1.99			
Total: Int 1:	1:25.00	(11)		3.20									
		Fin:	2:12.79	(13)			4.55						
14	34	ISHIBASHI Miki	JPN	Run 1: Int 1:	31.29	(24)	I1-Fin:	31.65	(20)	3.00	1.79	Avg:	80.43
				Fin:	1:02.94	(22)				6.16			
				Run 2: Int 1:	24.60	(6)	I1-I2:	20.60	(1)	0.30			
				Int 2:	45.20	(3)				0.19			
				Fin:	1:10.72	(3)	I2-Fin:	25.52	(2)	0.08			
Total: Int 1:	1:27.54	(18)		5.74									
		Fin:	2:13.66	(14)			5.42						
15	33	BREUNING Ann-Kathrin	GER	Run 1: Int 1:	30.02	(10)	I1-Fin:	30.57	(16)	1.73	83.47	Avg:	76.27
				Fin:	1:00.59	(14)				3.81			
				Run 2: Int 1:	25.21	(16)	I1-I2:	22.66	(18)	0.91			
				Int 2:	47.87	(17)				2.86			
				Fin:	1:14.58	(17)	I2-Fin:	26.71	(19)	3.94			
Total: Int 1:	1:25.80	(14)		4.00									
		Fin:	2:15.17	(15)			6.93						
16	20	GOLENKOVA Valentina	RUS	Run 1: Int 1:	31.02	(19)	I1-Fin:	31.26	(18)	2.73	61.89	Avg:	77.37
				Fin:	1:02.28	(19)				5.50			
				Run 2: Int 1:	24.98	(14)	I1-I2:	22.15	(14)	0.68			
				Int 2:	47.13	(14)				2.12			
				Fin:	1:13.52	(16)	I2-Fin:	26.39	(15)	2.88			
Total: Int 1:	1:27.26	(16)		5.46									
		Fin:	2:15.80	(16)			7.56						
17	21	NICASTRO Claudia	ITA	Run 1: Int 1:	31.84	(25)	I1-Fin:	32.10	(24)	3.55	36.92	Avg:	78.64
				Fin:	1:03.94	(25)				7.16			
				Run 2: Int 1:	25.22	(17)	I1-I2:	21.55	(10)	0.92			
				Int 2:	46.77	(13)				1.76			
				Fin:	1:12.33	(9)	I2-Fin:	25.56	(3)	1.69			
Total: Int 1:	1:29.16	(20)		7.36									
		Fin:	2:16.27	(17)			8.03						
18	14	CAMKOVA Veronika	CZE	Run 1: Int 1:	30.11	(13)	I1-Fin:	30.77	(17)	1.82	105.4	Avg:	75.15
				Fin:	1:00.88	(16)				4.10			
				Run 2: Int 1:	26.07	(21)	I1-I2:	23.04	(20)	1.77			
				Int 2:	49.11	(20)				4.10			
				Fin:	1:15.69	(19)	I2-Fin:	26.58	(18)	5.05			
Total: Int 1:	1:26.95	(15)		5.15									
		Fin:	2:16.57	(18)			8.33						



Performance Analysis by Rank

Rank	Bib Name	CTRY Code	Positions			Partials		Difference		Pos.	Speed (km/h)	Rank
			Run 1: Pos	Int 1: Time	Rank	Fin: Time	Rank	Time	Dist.(m)			
19	19 RUDOLFOVA Veronika	CZE	Run 1: Int 1:	30.31	(17)	I1-Fin:	31.71	(21)	2.02	107.3	Avg:	75.05
			Fin:	1:02.02	(18)				5.24			
			Run 2: Int 1:	25.51	(18)	I1-I2:	23.72	(23)	1.21			
			Int 2:	49.23	(21)				4.22			
			Fin:	1:15.79	(20)	I2-Fin:	26.56	(17)	5.15			
Total: Int 1:	1:27.53	(17)	5.73									
Fin:	2:17.81	(19)	9.57	Avg:								
20	17 ASP Mette	SWE	Run 1: Int 1:	31.03	(20)	I1-Fin:	31.95	(23)	2.74	136.6	Avg:	73.55
			Fin:	1:02.98	(23)				6.20			
			Run 2: Int 1:	25.88	(20)	I1-I2:	23.86	(24)	1.58			
			Int 2:	49.74	(23)				4.73			
			Fin:	1:17.33	(23)	I2-Fin:	27.59	(24)	6.69			
Total: Int 1:	1:28.86	(19)	7.06									
Fin:	2:20.31	(20)	12.07	Avg:								
21	16 KOLOMOVA Darya	RUS	Run 1: Int 1:	32.10	(26)	I1-Fin:	33.09	(26)	3.81	109.5	Avg:	74.94
			Fin:	1:05.19	(26)				8.41			
			Run 2: Int 1:	27.02	(23)	I1-I2:	21.41	(6)	2.72			
			Int 2:	48.43	(19)				3.42			
			Fin:	1:15.90	(21)	I2-Fin:	27.47	(22)	5.26			
Total: Int 1:	1:32.21	(22)	10.41									
Fin:	2:21.09	(21)	12.85	Avg:								
22	27 GIM So-Hui	KOR	Run 1: Int 1:	31.12	(22)	I1-Fin:	32.51	(25)	2.83	157.4	Avg:	72.50
			Fin:	1:03.63	(24)				6.85			
			Run 2: Int 1:	27.84	(25)	I1-I2:	23.30	(22)	3.54			
			Int 2:	51.14	(24)				6.13			
			Fin:	1:18.46	(24)	I2-Fin:	27.32	(21)	7.82			
Total: Int 1:	1:31.47	(21)	9.67									
Fin:	2:22.09	(22)	13.85	Avg:								
23	29 MATHIS Katrin	SUI	Run 1: Int 1:	33.30	(28)	I1-Fin:	33.97	(29)	5.01	97.19	Avg:	75.57
			Fin:	1:07.27	(29)				10.49			
			Run 2: Int 1:	25.87	(19)	I1-I2:	22.43	(17)	1.57			
			Int 2:	48.30	(18)				3.29			
			Fin:	1:15.27	(18)	I2-Fin:	26.97	(20)	4.63			
Total: Int 1:	1:33.14	(23)	11.34									
Fin:	2:22.54	(23)	14.30	Avg:								
24	35 NOH Jin-Soul	KOR	Run 1: Int 1:	33.62	(29)	I1-Fin:	33.38	(28)	5.33	132.9	Avg:	73.75
			Fin:	1:07.00	(28)				10.22			
			Run 2: Int 1:	26.38	(22)	I1-I2:	23.18	(21)	2.08			
			Int 2:	49.56	(22)				4.55			
			Fin:	1:17.13	(22)	I2-Fin:	27.57	(23)	6.49			
Total: Int 1:	1:33.38	(24)	11.58									
Fin:	2:24.13	(24)	15.89	Avg:								



Performance Analysis by Rank

Rank	Bib Name	CTRY Code	Positions			Partials		Difference		Pos.	Speed (km/h)	
			Pos	Time	Rank	Pos	Time	Rank	Time		Dist.(m)	Rank
25	26 GRIGOROVA Mariya	KAZ	Run 1: Int 1:	34.38	(32)	I1-Fin:	35.96	(33)	6.09	203.4	Avg:	70.15
			Fin:	1:10.34	(32)				13.56			
			Run 2: Int 1:	27.39	(24)	I1-I2:	25.58	(25)	3.09			
			Int 2:	52.97	(25)				7.96			
			Fin:	1:21.08	(25)	I2-Fin:	28.11	(25)	10.44			
			Total: Int 1:	1:37.73	(25)		15.93					
Fin:	2:31.42	(25)		23.18								

Intermediate Time Positions: Int. 1 = Intermediate 1 Int. 2 = Intermediate 2

Legend:							
Avg	Average	Dist.(m)	Distance in meters	Fin	Finish	Int	Intermediate
Pos.	Intermediate or speed position						





Performance Analysis by Bib

Number of Competitors: 41, Number of Countries: 18

Bib	Name	CTRY Code	Positions			Partials		Difference		Pos.	Speed (km/h)	Rank
			Pos	Time	Rank	Pos	Time	Rank	Time			
1	OLIVIERI Veronica	ITA	Run 1: Int 1:	28.92	(3)	I1-Fin:	29.79	(7)	0.63	39.26	Avg:	78.52
			Fin:	58.71	(6)							
			Run 2: Int 1:	24.56	(5)	I1-I2:	21.47	(8)	0.26			
			Int 2:	46.03	(5)							
Fin:	1:12.44	(10)	Total: Int 1:	1:23.27	(11)	53.00						
Fin:	2:11.15	(5)					Fin:	2:11.15	(5)	2.91		
2	PLESHKOVA Iulija	RUS	Run 1: Int 1:	30.02	(10)	I1-Fin:					30.01	(10)
			Fin:	1:00.03	(10)							
			Run 2: Int 1:	24.74	(8)	I1-I2:	21.72	(12)	0.44			
			Int 2:	46.46	(9)					I2-Fin:	25.20	(1)
Fin:	1:11.66	(4)	Total: Int 1:	1:24.77	(15)	54.50						
Fin:	2:11.69	(7)					Fin:	2:11.69	(7)	3.45		
3	OVCHNIKOVA Daria	RUS	Run 1: Int 1:	30.20	(14)	I1-Fin:					29.16	(3)
			Fin:	59.36	(7)							
			Run 2: Int 1:	24.32	(3)	I1-I2:	22.36	(16)	0.02			
			Int 2:	46.68	(11)					I2-Fin:	25.90	(7)
Fin:	1:12.58	(11)	Total: Int 1:	1:23.68	(13)	53.41						
Fin:	2:11.94	(9)					Fin:	2:11.94	(9)	3.70		
4	ZIMSEK Ana	SLO	Run 1: Int 1:	31.26	(24)	I1-Fin:					31.56	(19)
			Fin:	1:02.82	(21)							
			Run 2: Int 1:			I1-I2:						
			Int 2:							I2-Fin:		
Fin:	DNF		Total: Fin:	DNF		DNF						
Fin:	DNF						Total: Fin:	DNF		DNF		
5	SPERANZONI Michela	ITA	Run 1: Int 1:	30.02	(10)	I1-Fin:					30.10	(11)
			Fin:	1:00.12	(11)							
			Run 2: Int 1:	24.89	(12)	I1-I2:	21.39	(5)	0.59			
			Int 2:	46.28	(7)					I2-Fin:	25.90	(7)
Fin:	1:12.18	(8)	Total: Int 1:	1:25.01	(18)	54.74						
Fin:	2:12.30	(11)					Fin:	2:12.30	(11)	4.06		
6	SILANTEVA Anastasiia	RUS	Run 1: Int 1:	28.29	(1)	I1-Fin:					29.25	(5)
			Fin:	57.54	(2)							
			Run 2: Int 1:	24.36	(4)	I1-I2:	20.73	(3)	0.06			
			Int 2:	45.09	(2)					I2-Fin:	25.61	(4)
Fin:	1:10.70	(2)	Total: Int 1:	1:21.90	(8)	51.63						
Fin:	2:08.24	(1)					Fin:	2:08.24	(1)	0.00		



Performance Analysis by Bib

Bib	Name	CTRY Code	Positions			Partials		Difference		Pos.	Speed (km/h)	Rank
			Pos	Time	Rank	Pos	Time	Rank	Time			
7	SMALDORE Petra	ITA	Run 1: Int 1:	28.99	(4)	I1-Fin:	29.52	(6)	0.70	49.82	Avg:	77.98
			Fin:	58.51	(4)				1.73			
			Run 2: Int 1:	24.83	(10)	I1-I2:	21.87	(13)	0.53			
			Int 2:	46.70	(12)				I2-Fin:			
Fin:	1:12.94	(13)	2.30									
Total: Int 1:	1:23.34	(12)		53.07								
Fin:	2:11.45	(6)		3.21								
Avg:												
8	KANTOROVA Barbara	SVK	Run 1: Int 1:	29.24	(6)	I1-Fin:	29.03	(2)	0.95	31.56	Avg:	78.91
			Fin:	58.27	(3)				1.49			
			Run 2: Int 1:	24.78	(9)	I1-I2:	21.53	(9)	0.48			
			Int 2:	46.31	(8)				I2-Fin:			
Fin:	1:12.08	(6)	1.44									
Total: Int 1:	1:23.05	(9)		52.78								
Fin:	2:10.35	(3)		2.11								
Avg:												
9	KMOCHOVA Tereza	CZE	Run 1: Int 1:	29.63	(8)	I1-Fin:	30.53	(14)	1.34	43.29	Avg:	78.31
			Fin:	1:00.16	(12)				3.38			
			Run 2: Int 1:	24.84	(11)	I1-I2:	21.66	(11)	0.54			
			Int 2:	46.50	(10)				I2-Fin:			
Fin:	1:12.63	(12)	1.99									
Total: Int 1:	1:25.00	(17)		54.73								
Fin:	2:12.79	(13)		4.55								
Avg:												
10	TIMCHENKO Elizaveta	RUS	Run 1: Int 1:	30.30	(16)	I1-Fin:	30.51	(13)	2.01		Avg:	
			Fin:	1:00.81	(15)				4.03			
			Run 2: Int 1:	25.28	(18)	I1-I2:	22.49	(18)	0.98			
			Int 2:	47.77	(17)				I2-Fin:			
Fin:	DNF											
Total: Fin:	DNF											
Avg:												
11	SHKANOVA Maria	BLR	Run 1: Int 1:	28.32	(2)	I1-Fin:	28.46	(1)	0.03	56.09	Avg:	77.66
			Fin:	56.78	(1)				0.00			
			Run 2: Int 1:	25.02	(15)	I1-I2:	22.22	(15)	0.72			
			Int 2:	47.24	(15)				I2-Fin:			
Fin:	1:13.24	(14)	2.60									
Total: Int 1:	1:21.80	(7)		51.53								
Fin:	2:10.02	(2)		1.78								
Avg:												
12	AJLEC Desiree	SLO	Run 1: Int 1:	29.33	(7)	I1-Fin:	29.19	(4)	1.04	58.37	Avg:	77.55
			Fin:	58.52	(5)				1.74			
			Run 2: Int 1:	24.72	(7)	I1-I2:	22.69	(20)	0.42			
			Int 2:	47.41	(16)				I2-Fin:			
Fin:	1:13.35	(15)	2.71									
Total: Int 1:	1:23.24	(10)		52.97								
Fin:	2:11.87	(8)		3.63								
Avg:												
13	KUEHN Bianca	GER	Run 1: Fin:	DNF		I1-Fin:					Avg:	
			Total: Fin:	DNF								



Performance Analysis by Bib

Bib	Name	CTRY Code	Positions			Partials		Difference		Pos.	Speed (km/h)	Rank
			Run 1: Pos	Int 1: Time	Rank	Fin: Time	Rank	Time	Dist.(m)			
14	CAMKOVA Veronika	CZE	Run 1:	Int 1:	30.11	(13)	I1-Fin:	30.77	(17)	1.82	105.4	Avg: 75.15
				Fin:	1:00.88	(16)			4.10			
			Run 2:	Int 1:	26.07	(23)	I1-I2:	23.04	(21)	1.77		
				Int 2:	49.11	(22)	I2-Fin:	26.58	(18)	4.10		
				Fin:	1:15.69	(19)			5.05			
	Total:	Int 1:	1:26.95	(22)			56.68					
		Fin:	2:16.57	(18)			8.33					
15	BERTSCH Nina Lea	SUI	Run 1:	Int 1:	29.98	(9)	I1-Fin:	30.00	(9)	1.69	31.56	Avg: 78.91
				Fin:	59.98	(9)			3.20			
			Run 2:	Int 1:	24.90	(13)	I1-I2:	21.18	(4)	0.60		
				Int 2:	46.08	(6)	I2-Fin:	26.00	(10)	1.07		
				Fin:	1:12.08	(6)			1.44			
	Total:	Int 1:	1:24.88	(16)			54.61					
		Fin:	2:12.06	(10)			3.82					
16	KOLOMOVA Darya	RUS	Run 1:	Int 1:	32.10	(27)	I1-Fin:	33.09	(27)	3.81	109.5	Avg: 74.94
				Fin:	1:05.19	(26)			8.41			
			Run 2:	Int 1:	27.02	(26)	I1-I2:	21.41	(6)	2.72		
				Int 2:	48.43	(20)	I2-Fin:	27.47	(22)	3.42		
				Fin:	1:15.90	(21)			5.26			
	Total:	Int 1:	1:32.21	(30)			61.94					
		Fin:	2:21.09	(21)			12.85					
17	ASP Mette	SWE	Run 1:	Int 1:	31.03	(20)	I1-Fin:	31.95	(23)	2.74	136.6	Avg: 73.55
				Fin:	1:02.98	(23)			6.20			
			Run 2:	Int 1:	25.88	(22)	I1-I2:	23.86	(27)	1.58		
				Int 2:	49.74	(25)	I2-Fin:	27.59	(24)	4.73		
				Fin:	1:17.33	(23)			6.69			
	Total:	Int 1:	1:28.86	(27)			58.59					
		Fin:	2:20.31	(20)			12.07					
18	LUUKKO Nea	FIN	Run 1:	Int 1:	31.11	(21)	I1-Fin:	29.82	(8)	2.82	24.66	Avg: 79.26
				Fin:	1:00.93	(17)			4.15			
			Run 2:	Int 1:	24.30	(1)	I1-I2:	21.42	(7)	0.00		
				Int 2:	45.72	(4)	I2-Fin:	26.04	(12)	0.71		
				Fin:	1:11.76	(5)			1.12			
	Total:	Int 1:	1:25.23	(19)			54.96					
		Fin:	2:12.69	(12)			4.45					
19	RUDOLFOVA Veronika	CZE	Run 1:	Int 1:	30.31	(17)	I1-Fin:	31.71	(21)	2.02	107.3	Avg: 75.05
				Fin:	1:02.02	(18)			5.24			
			Run 2:	Int 1:	25.51	(19)	I1-I2:	23.72	(25)	1.21		
				Int 2:	49.23	(23)	I2-Fin:	26.56	(17)	4.22		
				Fin:	1:15.79	(20)			5.15			
	Total:	Int 1:	1:27.53	(24)			57.26					
		Fin:	2:17.81	(19)			9.57					



Performance Analysis by Bib

Bib	Name	CTRY Code	Positions			Partials		Difference		Pos.	Speed (km/h)	Rank
			Pos	Time	Rank	Pos	Time	Rank	Time			
20	GOLENKOVA Valentina	RUS	Run 1: Int 1:	31.02	(19)	I1-Fin:	31.26	(18)	2.73	61.89	Avg:	77.37
			Fin:	1:02.28	(19)							
			Run 2: Int 1:	24.98	(14)	I2-Fin:	26.39	(15)	2.12			
			Int 2:	47.13	(14)							
Fin:	1:13.52	(16)	Fin:	2:15.80	(16)							
21	NICASTRO Claudia	ITA	Run 1: Int 1:	31.84	(26)	I1-Fin:	32.10	(24)	3.55	36.92	Avg:	78.64
			Fin:	1:03.94	(25)							
			Run 2: Int 1:	25.22	(17)	I2-Fin:	25.56	(3)	1.76			
			Int 2:	46.77	(13)							
Fin:	1:12.33	(9)	Fin:	2:16.27	(17)							
22	SCHMIDT Hannah	CAN	Run 1: Int 1:	30.27	(15)	I1-Fin:	30.12	(12)	1.98		Avg:	
			Fin:	1:00.39	(13)							
			Run 2: Int 1:	DNF		I2-Fin:	25.56	(3)	1.69			
			Int 2:	DNF								
Fin:	DNF		Fin:	2:16.27	(17)							
23	ANDO Asa	JPN	Run 1: Int 1:	29.22	(5)	I1-Fin:	30.56	(15)	0.93		Avg:	80.52
			Fin:	59.78	(8)							
			Run 2: Int 1:	24.30	(1)	I2-Fin:	25.63	(5)	0.00			
			Int 2:	45.01	(1)							
Fin:	1:10.64	(1)	Fin:	2:10.42	(4)							
24	KLOUCKOVA Karolina	CZE	Run 1: Int 1:	DNF		I1-Fin:					Avg:	
			Fin:	DNF								
			Total: Fin:	DNF		I2-Fin:						
25	CHU Sa-Rang	KOR	Run 1: Int 1:	34.06	(32)					I1-Fin:	34.14	(31)
			Fin:	1:08.20	(30)	I1-I2:	25.58	(28)	3.09			
			Run 2: Int 1:	DNF						I2-Fin:	28.11	(25)
			Int 2:	DNF		Total: Int 1:	67.46	23.18	Avg:			
Fin:	DNF		Fin:	2:31.42	(25)							
26	GRIGOROVA Mariya	KAZ	Run 1: Int 1:	34.38	(34)	I1-Fin:	35.96	(34)	6.09	203.4	Avg:	70.15
			Fin:	1:10.34	(32)							
			Run 2: Int 1:	27.39	(27)	I2-Fin:	28.11	(25)	10.44			
			Int 2:	52.97	(28)							
Fin:	1:21.08	(25)	Fin:	2:31.42	(25)							



Performance Analysis by Bib

Bib	Name	CTRY Code	Positions			Partials		Difference		Pos.	Speed (km/h)	Rank
			Run 1: Pos	Int 1: Time	Rank	Pos	Time	Rank	Time			
27	GIM So-Hui	KOR	Run 1: Int 1:	31.12	(22)	I1-Fin:	32.51	(25)	2.83	157.4	Avg:	72.50
			Fin:	1:03.63	(24)				6.85			
			Run 2: Int 1:	27.84	(28)	I1-I2:	23.30	(24)	3.54			
			Int 2:	51.14	(27)				6.13			
Fin:	1:18.46	(24)	I2-Fin:	27.32	(21)	7.82						
Total:			Int 1:	1:31.47	(29)			61.20				
			Fin:	2:22.09	(22)			13.85	Avg:			
28	GRAFFI BRUNORO Elena	ITA	Run 1: Int 1:	31.22	(23)	I1-Fin:	32.69	(26)	2.93			
			Fin:	1:03.91	DSQ				7.13	Avg:		
			Total: Fin:			DSQ					Avg:	
29	MATHIS Katrin	SUI	Run 1: Int 1:	33.30	(29)	I1-Fin:	33.97	(30)	5.01			
			Fin:	1:07.27	(29)				10.49	Avg:		
			Run 2: Int 1:	25.87	(21)	I1-I2:	22.43	(17)	1.57			
			Int 2:	48.30	(19)				3.29			
Fin:	1:15.27	(18)	I2-Fin:	26.97	(20)	4.63	97.19	Avg:	75.57			
Total: Int 1:			1:33.14	(31)			62.87					
			Fin:	2:22.54	(23)			14.30	Avg:			
30	KLUSAK Magdalena	POL	Run 1: Int 1:	30.59	(18)	I1-Fin:	31.74	(22)	2.30			
			Fin:	1:02.33	(20)				5.55	Avg:		
			Run 2: Int 1:	25.80	(20)	I1-I2:	23.21	(23)	1.50			
			Int 2:	49.01	(21)				4.00			
Fin:	DNF		I2-Fin:			Avg:						
Total: Fin:			DNF					Avg:				
31	KARPOVA Yekaterina	KAZ	Run 1: Int 1:	32.46	(28)	I1-Fin:	33.18	(28)	4.17			
			Fin:	1:05.64	(27)				8.86	Avg:		
			Run 2: Int 1:			I1-I2:						
			Int 2:				I2-Fin:			Avg:		
Fin:	DNF				Avg:							
Total: Fin:			DNF					Avg:				
32	PONOMARENKO Mariia	UKR	Run 1: Int 1:	36.21	(36)	I1-Fin:			7.92			
			Fin:	DNF	Avg:							
			Total: Fin:			DNF					Avg:	
33	BREUNING Ann-Kathrin	GER	Run 1: Int 1:	30.02	(10)	I1-Fin:	30.57	(16)	1.73			
			Fin:	1:00.59	(14)				3.81	Avg:		
			Run 2: Int 1:	25.21	(16)	I1-I2:	22.66	(19)	0.91			
			Int 2:	47.87	(18)				2.86			
Fin:	1:14.58	(17)	I2-Fin:	26.71	(19)	3.94	83.47	Avg:	76.27			
Total: Int 1:			1:25.80	(20)			55.53					
			Fin:	2:15.17	(15)			6.93	Avg:			



Performance Analysis by Bib

Bib	Name	CTRY Code	Positions			Partials		Difference		Pos.	Speed (km/h)	Rank
			Pos	Time	Rank	Pos	Time	Rank	Time			
34	ISHIBASHI Miki	JPN	Run 1: Int 1:	31.29	(25)	I1-Fin:	31.65	(20)	3.00	1.79	Avg:	80.43
			Fin:	1:02.94	(22)							
			Run 2: Int 1:	24.60	(6)	I1-I2:	20.60	(1)	0.30			
			Int 2:	45.20	(3)							
Fin:	1:10.72	(3)	Total: Int 1:	1:27.54	(25)	57.27						
Total: Fin:	2:13.66	(14)					Total: Fin:	2:24.13	(24)	15.89		
35	NOH Jin-Soul	KOR	Run 1: Int 1:	33.62	(30)	I1-Fin:					33.38	(29)
			Fin:	1:07.00	(28)		I1-I2:	23.18	(22)	2.08		
			Run 2: Int 1:	26.38	(24)	I2-Fin:					27.57	(23)
			Int 2:	49.56	(24)		Total: Int 1:	1:33.38	(32)	63.11		
Fin:	1:17.13	(22)	Total: Fin:	2:24.13	(24)	15.89						
36	CHOE Jeong-Hyeon	KOR					Run 1: Int 1:	34.13	(33)	I1-Fin:	35.36	(32)
			Fin:	1:09.49	(31)	I2-Fin:	DNS	DNS				
			Run 2: Fin:	DNS					Total: Fin:	DNS	DNS	
			Total: Fin:	DNS		Total: Fin:	DNS	DNS				
37	ORANGE Virginia	NZL	Run 1: Int 1:	33.91	(31)				I1-Fin:	DNS	DNF	5.62
			Fin:	DNF		Total: Fin:	DNF	DNF				
			Run 2: Fin:	DNS					Total: Fin:	DNF	DNF	
			Total: Fin:	DNF		Total: Fin:	DNF	DNF				
38	KEMPENAERS Elle	BEL	Run 1: Int 1:	36.22	(37)				I1-Fin:	42.64	(35)	7.93
			Fin:	1:18.86	(34)	I1-I2:	23.85	(26)				
			Run 2: Int 1:	26.79	(25)				I2-Fin:	DNS	DNF	
			Int 2:	50.64	(26)	Total: Fin:	DNF	DNF				
Fin:	DNF		Total: Fin:	DNF	DNF							
39	HONG Ye-Bin	KOR				Run 1: Int 1:	34.55	(35)	I1-Fin:	35.91	(33)	6.26
			Fin:	1:10.46	(33)	I2-Fin:	DNS	DNS				
			Run 2: Fin:	DNS					Total: Fin:	DNS	DNS	
			Total: Fin:	DNS		Total: Fin:	DNS	DNS				
40	SCHMIDT Rebecca	GER	Run 1: Fin:	DNS					I1-Fin:	DNS	DNS	Avg:
			Total: Fin:	DNS								
			Total: Fin:	DNS								
41	BOETTINGER Ramona	GER	Run 1: Fin:	DNS		I1-Fin:	DNS	DNS	Avg:	Avg:	Avg:	
			Total: Fin:	DNS								
			Total: Fin:	DNS								

Intermediate Time Positions:

Int. 1 = Intermediate 1

Int. 2 = Intermediate 2

Legend:

Avg Average **Dist.(m)** Distance in meters **Fin** Finish **Int** Intermediate
Pos. Intermediate or speed position



Penalty Calculation

Best 10 at Finish

Rank	Bib	FIS Code	Name	CTRY Code	FIS Points	Best 5	Race Points
1	6	485973	SILANTEVA Anastasiia	RUS	51.14	51.14	0.00
2	11	665009	SHKANOVA Maria	BLR	88.54		
3	8	705394	KANTOROVA Barbara	SVK	64.97	64.97	18.92
4	23	307493	ANDO Asa	JPN	171.24		
5	1	299000	OLIVIERI Veronica	ITA	75.69		
6	7	299586	SMALDORE Petra	ITA	71.77	71.77	28.79
7	2	485941	PLESHKOVA Iulija	RUS	98.98		
8	12	565453	AJLEC Desiree	SLO	48.60	48.60	32.55
9	3	485807	OVCHINIKOVA Daria	RUS	43.40	43.40	33.18
10	15	516371	BERTSCH Nina Lea	SUI	86.46		

Best 5 FIS Points at Start

Rank	Bib	FIS Code	Name	CTRY Code	FIS Points
9	3	485807	OVCHINIKOVA Daria	RUS	43.40
8	12	565453	AJLEC Desiree	SLO	48.60
1	6	485973	SILANTEVA Anastasiia	RUS	51.14
13	9	155586	KMOCHOVA Tereza	CZE	61.40
11	5	299080	SPERANZONI Michela	ITA	64.13

TOTALS:

FIS Points of Best 5 as Start (B)	268.67	
FIS Points of Best at Finish in Top 10 (A)		279.88
Race Points of Corresponding Competitors (C)		113.44
Calculated Penalty (A+B-C):10	43.511	
Rounded	43.51	
Category Adder	0.00	
Correction Value (Z)	0.00	
Calculated Penalty	43.51	
Penalty Applied	43.51	



Start List

Jury		
FIS Technical Delegate	SCHUEPBACH Urs	SUI
Referee	KRANJC Matjaz	FIS
Assistant Referee	ORLOV Alexey	RUS
Chief of Race	OBYSKALOV Andre	KAZ

Technical Data	Slalom	Super-G
Course Name	Shymbulak	Shymbulak
Start Altitude	2550m	2840m
Finish Altitude	2370m	2370m
Vertical Drop	180m	470m
Course Length		1580m
Homologation Number	11695/04/15	11695/04/15

Race Information Slalom		
Course Setter	KACHAKOV Igor	RUS
Gates/Turning Gates	61/60	
Start Time	13:30	

Race Information Super-G		
Course Setter	BUDORATSKI Gennadi	RUS
Gates/Turning Gates	35/33	
Start Time	11:00	

Number of Competitors: 41, Number of Countries: 18

Bib	FIS Code	Name	Year of Birth	CTRY Code	Slalom
1	299000	OLIVIERI Veronica	1995	ITA	_____
2	485941	PLESHKOVA Iulija	1997	RUS	_____
3	485807	OVCHINIKOVA Daria	1995	RUS	_____
4	565438	ZIMSEK Ana	1995	SLO	_____
5	299080	SPERANZONI Michela	1995	ITA	_____
6	485973	SILANTEVA Anastasiia	1998	RUS	_____
7	299586	SMALDORE Petra	1997	ITA	_____
8	705394	KANTOROVA Barbara	1992	SVK	_____
9	155586	KMOCHOVA Tereza	1990	CZE	_____
10	485850	TIMCHENKO Elizaveta	1996	RUS	_____
11	665009	SHKANOVA Maria	1989	BLR	_____
12	565453	AJLEC Desiree	1996	SLO	_____
13	206688	KUEHN Bianca	1996	GER	_____
14	155790	CAMKOVA Veronika	1996	CZE	_____
15	516371	BERTSCH Nina Lea	1995	SUI	_____
16	485645	KOLOMOVA Darya	1992	RUS	_____
17	506657	ASP Mette	1995	SWE	_____
18	185411	LUUKKO Nea	1996	FIN	_____
19	155698	RUDOLFOVA Veronika	1993	CZE	_____
20	485748	GOLENKOVA Valentina	1994	RUS	_____
21	299697	NICASTRO Claudia	1997	ITA	_____
22	107424	SCHMIDT Hannah	1994	CAN	_____
23	307493	ANDO Asa	1996	JPN	_____
24	155605	KLOUCKOVA Karolina	1990	CZE	_____
25	325117	CHU Sa-Rang	1996	KOR	_____
26	675035	GRIGOROVA Mariya	1996	KAZ	_____
27	325119	GIM So-Hui	1996	KOR	_____
28	299426	GRAFFI BRUNORO Elena	1996	ITA	_____
29	516317	MATHIS Katrin	1994	SUI	_____
30	435347	KLUSAK Magdalena	1995	POL	_____
31	675036	KARPOVA Yekaterina	1998	KAZ	_____
32	695127	PONOMARENKO Mariia	1999	UKR	_____
33	206464	BREUNING Ann-Kathrin	1992	GER	_____
34	307601	ISHIBASHI Miki	1996	JPN	_____
35	325118	NOH Jin-Soul	1996	KOR	_____
36	325115	CHOE Jeong-Hyeon	1996	KOR	_____
37	415173	ORANGE Virginia	1991	NZL	_____
38	65114	KEMPENAERS Elle	1998	BEL	_____
39	325130	HONG Ye-Bin	1998	KOR	_____
40	206685	SCHMIDT Rebecca	1996	GER	_____
41	206616	BOETTINGER Ramona	1995	GER	_____



Start List

Number of Competitors: 41, Number of Countries: 18

Bib	FIS Code	Name	Year of Birth	CTRY Code	Slalom
-----	----------	------	---------------	-----------	--------

Forerunners						
Slalom	A - GRIGOROV Roman	KAZ	B - SATKEEV Islan	KAZ	C - KARASEV Mikhail	KAZ
	D - STUPAKOV Vadim	KAZ				
Super-G	A - GRIGOROV Roman	KAZ	B - SATKEEV Islan	KAZ	C - KARASEV Mikhail	KAZ
	D - STUPAKOV Vadim	KAZ				

Correction for number of Gates and Turning Gates





Official Results

Jury			Technical Data		Slalom	Super-G
FIS Technical Delegate	SCHUEPBACH Urs	SUI	Course Name	DocTar	Chymbulak	
Referee FISU TD	KRANJC Matjaz	SLO	Start Altitude	2550m	2840m	
Assistant Referee	ORLOV Alexey	RUS	Finish Altitude	2370m	2370m	
Chief of Race	OBYSKALOV Andre	KAZ	Vertical Drop	180m	470m	
			Course Length		1580m	
			Homologation Number	11692/04/15	11695/04/15	

Race Information Slalom			Race Information Super-G		
Course Setter	KACHAKOV Igor	RUS	Course Setter	BUDORATSKI Gennadi	RUS
Gates/Turning Gates	61/59		Gates/Turning Gates	35/33	
Start Time	13:30		Start Time	11:00	

Number of Competitors: 41, Number of Countries: 18

Rank	Bib	FIS Code	Name	Year of Birth	CTRY Code	Time	Diff.
1	11	665009	SHKANOVA Maria	1989	BLR	56.78	
2	6	485973	SILANTEVA Anastasiia	1998	RUS	57.54	0.76
3	8	705394	KANTOROVA Barbara	1992	SVK	58.27	1.49
4	7	299586	SMALDORE Petra	1997	ITA	58.51	1.73
5	12	565453	AJLEC Desiree	1996	SLO	58.52	1.74
6	1	299000	OLIVIERI Veronica	1995	ITA	58.71	1.93
7	3	485807	OVCHINIKOVA Daria	1995	RUS	59.36	2.58
8	23	307493	ANDO Asa	1996	JPN	59.78	3.00
9	15	516371	BERTSCH Nina Lea	1995	SUI	59.98	3.20
10	2	485941	PLESHKOVA Iulija	1997	RUS	1:00.03	3.25
11	5	299080	SPERANZONI Michela	1995	ITA	1:00.12	3.34
12	9	155586	KMOCHOVA Tereza	1990	CZE	1:00.16	3.38
13	22	107424	SCHMIDT Hannah	1994	CAN	1:00.39	3.61
14	33	206464	BREUNING Ann-Kathrin	1992	GER	1:00.59	3.81
15	10	485850	TIMCHENKO Elizaveta	1996	RUS	1:00.81	4.03
16	14	155790	CAMKOVA Veronika	1996	CZE	1:00.88	4.10
17	18	185411	LUUKKO Nea	1996	FIN	1:00.93	4.15
18	19	155698	RUDOLFOVA Veronika	1993	CZE	1:02.02	5.24
19	20	485748	GOLENKOVA Valentina	1994	RUS	1:02.28	5.50
20	30	435347	KLUSAK Magdalena	1995	POL	1:02.33	5.55
21	4	565438	ZIMSEK Ana	1995	SLO	1:02.82	6.04
22	34	307601	ISHIBASHI Miki	1996	JPN	1:02.94	6.16
23	17	506657	ASP Mette	1995	SWE	1:02.98	6.20
24	27	325119	GIM So-Hui	1996	KOR	1:03.63	6.85
25	21	299697	NICASTRO Claudia	1997	ITA	1:03.94	7.16
26	16	485645	KOLOMOVA Darya	1992	RUS	1:05.19	8.41
27	31	675036	KARPOVA Yekaterina	1998	KAZ	1:05.64	8.86
28	35	325118	NOH Jin-Soul	1996	KOR	1:07.00	10.22
29	29	516317	MATHIS Katrin	1994	SUI	1:07.27	10.49
30	25	325117	CHU Sa-Rang	1996	KOR	1:08.20	11.42
31	36	325115	CHOE Jeong-Hyeon	1996	KOR	1:09.49	12.71
32	26	675035	GRIGOROVA Mariya	1996	KAZ	1:10.34	13.56
33	39	325130	HONG Ye-Bin	1998	KOR	1:10.46	13.68
34	38	65114	KEMPENAERS Elle	1998	BEL	1:18.86	22.08

DID NOT FINISH SLALOM: 3 competitors

24	155605	KLOUCKOVA Karolina	1990	CZE
32	695127	PONOMARENKO Mariia	1999	UKR
37	415173	ORANGE Virginia	1991	NZL



Almaty 2017
28TH WINTER UNIVERSIADE

Shymbulak Ski Resort

TUE 31 JAN 2017
Start Time 13:30

Alpine Skiing

Ladies' Alpine Combined

Slalom



Official Results

Number of Competitors: 41, Number of Countries: 18

Rank	Bib	FIS Code	Name	Year of Birth	CTRY Code	Time	Diff.
DISQUALIFIED SLALOM: 1 competitor							
	28	299426	GRAFFI BRUNORO Elena	1996	ITA	Gate 59	Rule 629.3
DID NOT START SLALOM: 3 competitors							
	13	206688	KUEHN Bianca	1996	GER		
	40	206685	SCHMIDT Rebecca	1996	GER		
	41	206616	BOETTINGER Ramona	1995	GER		

Reason for disqualification:

629.3 Does not pass through a gate correctly

Forerunners							
Slalom		A - GRIGOROV Roman	KAZ	B - SATKEEV Islan	KAZ	C - KARASEV Mikhail	KAZ
Super-G		A - GRIGOROV Roman	KAZ	B - SATKEEV Islan	KAZ	C - KARASEV Mikhail	KAZ

31-01-2017 / ALMATY (KAZ) / 6823

ALPWAC-----FNL-0001SL--_73D 1.2

Report Created TUE 31 JAN 2017 14:43

Page 2/2





Start List

Jury			Technical Data		Slalom	Super-G
FIS Technical Delegate	SCHUEPBACH Urs	SUI	Course Name	Shymbulak	Shymbulak	Shymbulak
Referee	KRANJC Matjaz	FIS	Start Altitude	2550m	2840m	2840m
Assistant Referee	ORLOV Alexey	RUS	Finish Altitude	2370m	2370m	2370m
Chief of Race	OBYSKALOV Andre	KAZ	Vertical Drop	180m	470m	470m
			Course Length		1580m	1580m
			Homologation Number	11695/04/15	11695/04/15	11695/04/15
Race Information Slalom			Race Information Super-G			
Course Setter	KACHAKOV Igor	RUS	Course Setter	BUDORATSKI Gennadi	RUS	RUS
Gates/Turning Gates	61/59		Gates/Turning Gates	35/33		
Start Time	13:30		Start Time	11:45		

Number of Competitors: 34, Number of Countries: 16

Start Order	Bib	FIS Code	Name	Year of Birth	CTRY Code	Slalom	Diff.	Rank	Super-G	Total
1	25	325117	CHU Sa-Rang	1996	KOR	1:08.20	11.42	30		
2	29	516317	MATHIS Katrin	1994	SUI	1:07.27	10.49	29		
3	35	325118	NOH Jin-Soul	1996	KOR	1:07.00	10.22	28		
4	31	675036	KARPOVA Yekaterina	1998	KAZ	1:05.64	8.86	27		
5	16	485645	KOLOMOVA Darya	1992	RUS	1:05.19	8.41	26		
6	21	299697	NICASTRO Claudia	1997	ITA	1:03.94	7.16	25		
7	27	325119	GIM So-Hui	1996	KOR	1:03.63	6.85	24		
8	17	506657	ASP Mette	1995	SWE	1:02.98	6.20	23		
9	34	307601	ISHIBASHI Miki	1996	JPN	1:02.94	6.16	22		
10	4	565438	ZIMSEK Ana	1995	SLO	1:02.82	6.04	21		
11	30	435347	KLUSAK Magdalena	1995	POL	1:02.33	5.55	20		
12	20	485748	GOLENKOVA Valentina	1994	RUS	1:02.28	5.50	19		
13	19	155698	RUDOLFOVA Veronika	1993	CZE	1:02.02	5.24	18		
14	18	185411	LUUKKO Nea	1996	FIN	1:00.93	4.15	17		
15	14	155790	CAMKOVA Veronika	1996	CZE	1:00.88	4.10	16		
16	10	485850	TIMCHENKO Elizaveta	1996	RUS	1:00.81	4.03	15		
17	33	206464	BREUNING Ann-Kathrin	1992	GER	1:00.59	3.81	14		
18	22	107424	SCHMIDT Hannah	1994	CAN	1:00.39	3.61	13		
19	9	155586	KMOCHOVA Tereza	1990	CZE	1:00.16	3.38	12		
20	5	299080	SPERANZONI Michela	1995	ITA	1:00.12	3.34	11		
21	2	485941	PLESHKOVA Iulija	1997	RUS	1:00.03	3.25	10		
22	15	516371	BERTSCH Nina Lea	1995	SUI	59.98	3.20	9		
23	23	307493	ANDO Asa	1996	JPN	59.78	3.00	8		
24	3	485807	OVCHINIKOVA Daria	1995	RUS	59.36	2.58	7		
25	1	299000	OLIVIERI Veronica	1995	ITA	58.71	1.93	6		
26	12	565453	AJLEC Desiree	1996	SLO	58.52	1.74	5		
27	7	299586	SMALDORE Petra	1997	ITA	58.51	1.73	4		
28	8	705394	KANTOROVA Barbara	1992	SVK	58.27	1.49	3		
29	6	485973	SILANTEVA Anastasiia	1998	RUS	57.54	0.76	2		
30	11	665009	SHKANOVA Maria	1989	BLR	56.78	0.00	1		
31	36	325115	CHOE Jeong-Hyeon	1996	KOR	1:09.49	12.71	31		
32	26	675035	GRIGOROVA Mariya	1996	KAZ	1:10.34	13.56	32		
33	39	325130	HONG Ye-Bin	1998	KOR	1:10.46	13.68	33		
34	38	65114	KEMPENAERS Elle	1998	BEL	1:18.86	22.08	34		

Forerunners						
Slalom	A - GRIGOROV Roman	KAZ	B - SATKEEV Islan	KAZ	C - KARASEV Mikhail	KAZ
	D - STUPAKOV Vadim	KAZ				
Super-G	A - GRIGOROV Roman	KAZ	B - SATKEEV Islan	KAZ	C - KARASEV Mikhail	KAZ
	D - STUPAKOV Vadim	KAZ				



Penalty Calculation

Best 10 at Finish

Rank	Bib	FIS Code	Name	CTRY Code	FIS Points	Best 5	Race Points
1	23	307493	ANDO Asa	JPN	70.90		
2	6	485973	SILANTEVA Anastasiia	RUS	51.54	51.54	0.92
3	34	307601	ISHIBASHI Miki	JPN	155.85		
4	2	485941	PLESHKOVA Iulija	RUS	37.96	37.96	15.59
5	18	185411	LUUKKO Nea	FIN	66.90		
6	15	516371	BERTSCH Nina Lea	SUI	56.76	56.76	22.02
6	8	705394	KANTOROVA Barbara	SVK	60.04		
8	5	299080	SPERANZONI Michela	ITA	40.77	40.77	23.54
9	21	299697	NICASTRO Claudia	ITA	59.33		
10	1	299000	OLIVIERI Veronica	ITA	52.92	52.92	27.52

Best 5 FIS Points at Start

Rank	Bib	FIS Code	Name	CTRY Code	FIS Points
11	3	485807	OVCHINIKOVA Daria	RUS	27.48
DNF	10	485850	TIMCHENKO Elizaveta	RUS	36.85
4	2	485941	PLESHKOVA Iulija	RUS	37.96
16	20	485748	GOLENKOVA Valentina	RUS	39.63
8	5	299080	SPERANZONI Michela	ITA	40.77

TOTALS:

FIS Points of Best 5 as Start (B)	182.69	
FIS Points of Best at Finish in Top 10 (A)		239.95
Race Points of Corresponding Competitors (C)		89.59
Calculated Penalty (A+B-C):10	33.305	
Rounded	33.31	
Category Adder	0.00	
Correction Value (Z)	0.00	
Calculated Penalty	33.31	
Penalty Applied	33.31	

Legend:

DNF Did Not Finish



Almaty 2017

28TH WINTER UNIVERSIADE



ALPINE SKIING

Men's Slalom



Almaty 2017
28th WINTER UNIVERSIADE

Shymbulak Ski Resort

TUE 7 FEB 2017
Start Time 13:00

Alpine Skiing

Men's Slalom



Official Results

REVISED
19 APR 8:58

Jury

FIS Technical Delegate	GOURIEV Iouri	RUS
Referee FISU TD	KRANJC Matjaz	SLO
Chief of Race	OBYSKALOV Andre	KAZ

Technical Data

Course Name	DocTar
Start Altitude	2588m
Finish Altitude	2400m
Vertical Drop	188m
Homologation Number	11692/04/15

Race Information Run 1

Course Setter	RAKUSAN Jaroslav	SVK
Gates/Turning Gates	69/67	
Start Time	10:00	

Race Information Run 2

Course Setter	PICCARD Jeff	FRA
Gates/Turning Gates	68/65	
Start Time	13:00	

Number of Competitors: 86, Number of Countries: 31

F-factor: 720

Rank	Bib	FIS Code	Name	Year of Birth	CTRY Code	Run 1	Run 2	Total	Diff.	Race Points
1	14	54233	LEITGEB Richard	1994	AUT	56.56 (1)	58.60 (1)	1:55.16		
2	10	54242	BINDERITSCH Bernhard	1994	AUT	56.61 (2)	59.83 (9)	1:56.44	1.28	8.00
3	8	54383	KOGLER Tobias	1996	AUT	57.06 (6)	59.51 (5)	1:56.57	1.41	8.82
4	1	304242	NARITA Hideyuki	1993	JPN	57.21 (9)	59.39 (4)	1:56.60	1.44	9.00
5	15	550054	ZVEJNIEKS Kristaps	1992	LAT	56.97 (4)	59.79 (8)	1:56.76	1.60	10.00
6	6	501508	NYBERG Jonas	1990	SWE	57.20 (8)	59.83 (9)	1:57.03	1.87	11.69
7	11	6190467	PIOLAINE Simon	1997	FRA	57.22 (10)	59.85 (11)	1:57.07	1.91	11.94
8	25	6292395	SORIO Francesco	1997	ITA	57.64 (13)	59.64 (6)	1:57.28	2.12	13.25
9	13	501542	KAHRE Rickard	1991	SWE	56.87 (3)	1:00.43 (20)	1:57.30	2.14	13.38
10	32	512264	BEGUELIN Axel	1997	SUI	58.37 (18)	59.32 (3)	1:57.69	2.53	15.82
11	29	512029	NIEMEYER Nicola	1994	SUI	57.91 (15)	59.86 (12)	1:57.77	2.61	16.32
11	9	481463	PYASIK Evgenij	1993	RUS	57.59 (11)	1:00.18 (16)	1:57.77	2.61	16.32
13	7	54307	GRUBER Christof	1995	AUT	57.05 (5)	1:00.87 (27)	1:57.92	2.76	17.26
14	4	511817	STRICKER Martin	1991	SUI	57.83 (14)	1:00.28 (18)	1:58.11	2.95	18.44
15	28	6190276	BRONDEX Alexis	1996	FRA	59.27 (29)	59.09 (2)	1:58.36	3.20	20.01
16	31	561360	KRALJ Zan	1997	SLO	58.36 (17)	1:00.10 (14)	1:58.46	3.30	20.63
17	37	512242	HEHLI Gian-Andrea	1997	SUI	58.39 (19)	1:00.10 (14)	1:58.49	3.33	20.82
18	20	700901	HYSKA Martin	1994	SVK	58.47 (20)	1:00.29 (19)	1:58.76	3.60	22.51
19	27	502069	PERSSON Jesper	1995	SWE	58.27 (16)	1:00.50 (22)	1:58.77	3.61	22.57
20	51	512173	ZELGER Gian	1996	SUI	59.22 (28)	59.70 (7)	1:58.92	3.76	23.51
20	38	6291099	GUALAZZI Michele	1994	ITA	58.99 (23)	59.93 (13)	1:58.92	3.76	23.51
22	35	150834	ZIKA Adam	1989	CZE	58.52 (21)	1:00.62 (24)	1:59.14	3.98	24.88
23	21	550066	ZVEJNIEKS Miks	1995	LAT	59.02 (24)	1:00.48 (21)	1:59.50	4.34	27.13
24	36	151060	PAULUS Daniel	1994	CZE	59.07 (25)	1:00.61 (23)	1:59.68	4.52	28.26
25	48	512239	DOBLER Yannik	1997	SUI	59.46 (30)	1:00.23 (17)	1:59.69	4.53	28.32
26	33	481549	STUKOV Maksim	1994	RUS	59.19 (26)	1:00.66 (25)	1:59.85	4.69	29.32
27	39	690616	TENTORI Michelangelo	1991	ITA	59.19 (26)	1:00.75 (26)	1:59.94	4.78	29.89
28	46	103984	LAJOIE Vincent	1993	CAN	1:00.30 (32)	1:01.71 (29)	2:02.01	6.85	42.83
29	53	481738	ENDZHIEVSKIY Anton	1996	RUS	1:00.37 (33)	1:01.80 (30)	2:02.17	7.01	43.83
30	34	430667	BIALOBRZYCKI Dominik	1995	POL	1:00.56 (35)	1:01.84 (32)	2:02.40	7.24	45.27
31	65	502065	OHLSSON Erik	1995	SWE	1:01.15 (37)	1:01.99 (33)	2:03.14	7.98	49.89
32	52	151173	KRAL Petr	1996	CZE	1:01.07 (36)	1:02.15 (34)	2:03.22	8.06	50.39
33	44	151110	STEPAN Martin	1995	CZE	1:02.28 (41)	1:01.81 (31)	2:04.09	8.93	55.83
34	64	780013	ZAVECKAS Rokas	1996	LTU	1:01.16 (38)	1:03.76 (35)	2:04.92	9.76	61.02
35	69	390039	VIRRO Sten-Mark	1997	EST	1:04.26 (42)	1:05.92 (36)	2:10.18	15.02	93.91
36	66	30405	BACIGALUPO Tomas	1998	ARG	1:07.75 (45)	1:10.12 (37)	2:17.87	22.71	141.99
37	59	400268	BORSBOOM Olaf	1995	NED	1:17.21 (46)	1:01.49 (28)	2:18.70	23.54	147.18
38	84	830025	SAYFIDDINI Nizomiddin	1999	TJK	1:23.74 (47)	1:21.23 (38)	2:44.97	49.81	311.42





Almaty 2017
28th WINTER UNIVERSIADE

Shymbulak Ski Resort

TUE 7 FEB 2017
Start Time 13:00

Alpine Skiing

Men's Slalom



Official Results

REVISED
19 APR 8:58

Number of Competitors: 86, Number of Countries: 31

F-factor: 720

Rank	Bib	FIS Code	Name	Year of Birth	CTRY Code	Run 1	Run 2	Total	Diff.	Race Points
DID NOT FINISH RUN 2: 9 competitors										
	3	6190286	COLTIER Alexandre	1996	FRA	57.19 (7)				
	22	6190488	KLUFTS Evan	1997	FRA	57.63 (12)				
	26	6190628	ANGUENOT Leo	1998	FRA	58.69 (22)				
	30	790026	LAMHAMEDI Sami	1997	MAR	1:02.16 (40)				
	40	481617	USHAKOV Andrey	1995	RUS	59.67 (31)				
	43	6531228	BAROUNOS Alex	1995	GBR	1:01.27 (39)				
	47	104191	MAINS Gabriel	1994	CAN	1:00.43 (34)				
	50	104015	SCHUESSLER BEDARD William	1993	CAN	1:05.32 (44)				
	70	690732	MARIICHYN Andriy	1995	UKR	1:05.31 (43)				
DID NOT FINISH RUN 1: 38 competitors										
	2	481875	RIABITCA Konstantin	1997	RUS					
	5	700868	FALAT Matej	1993	SVK					
	12	481785	EFIMOV Simon	1996	RUS					
	16	6190203	ARENE Martin	1996	FRA					
	17	54373	SENDLHOFER Lukas	1996	AUT					
	18	103855	RIVET Philippe	1992	CAN					
	19	790025	LAMHAMEDI Adam	1995	MAR					
	23	103751	TOUTANT Simon-Claude	1991	CAN					
	24	104268	MERCIER ROBIN William	1995	CAN					
	41	151024	KOTZMANN Adam	1993	CZE					
	42	60196	ALAERTS Xan	1992	BEL					
	45	240122	SZEPESI Bertold	1990	HUN					
	54	430668	DZIEDZIC Andrzej	1995	POL					
	55	690208	DELSANTE Rocco	1991	ITA					
	56	6292457	VITTORI Antonio	1997	ITA					
	57	6292052	RIGAMONTI Giacomo	1996	ITA					
	58	310410	VUKOVIC Andrija	1994	SRB					
	60	520170	DENIZ Serdar	1997	TUR					
	61	561371	NAPOTNIK Jan	1997	SLO					
	62	700941	KATRENIC Henrich	1998	SVK					
	63	501436	ERIKSSON Jakob	1990	SWE					
	67	340447	ZINA Jeffrey	1998	LBN					
	68	210040	TUKHTAEV Kamiljon	1997	UZB					
	71	780020	ALEKSANDRAVICIUS Vilius	1995	LTU					
	72	110356	OPPLIGER Lucas	1996	CHI					
	73	670080	KUCHIN Zakhar	1997	KAZ					
	74	520164	TOPALOGLU Mustafa	1996	TUR					
	75	340440	BEHLOK Allen	1998	LBN					
	76	690737	TSIBELENGO Levko	1996	UKR					





Almaty 2017
28th WINTER UNIVERSIADE

Shymbulak Ski Resort

TUE 7 FEB 2017
Start Time 13:00

Alpine Skiing

Men's Slalom



Official Results

REVISED
19 APR 8:58

Number of Competitors: 86, Number of Countries: 31

F-factor: 720

Rank	Bib	FIS Code	Name	Year of Birth	CTRY Code	Run 1	Run 2	Total	Diff.	Race Points
	77	340337	ABOU JAOUDE Alexandre	1996	LBN					
	78	670082	DANOV Sergey	1997	KAZ					
	79	770015	TIMOFEEV Evgeniy	1994	KGZ					
	80	210041	BUKHARBAEV Damir	1996	UZB					
	81	670079	SYSSOYEV Alexey	1996	KAZ					
	82	770018	GORDEEV Maksim	1995	KGZ					
	83	830026	SOKHIBNAZARI Tursunmurod	1996	TJK					
	85	680066	OGBAIDZE Sandro	1996	GEO					
	86	680062	NATADZE Shota	1996	GEO					

DID NOT START RUN 1: 1 competitor

49	430550	KLUSAK Jakub	1992	POL
----	--------	---------------------	------	-----

Forerunners							
Run 1	A - Filippo BERETTA	ITA	B - Athos CASARTELLI	ITA	C - Ivan MASLENNIKOV	RUS	
	D - Islan SATKEEV	KAZ					
Run 2	A - Filippo BERETTA	ITA	B - Athos CASARTELLI	ITA	C - Ivan MASLENNIKOV	RUS	
	D - Islan SATKEEV	KAZ					

Conditions on course			
Run 1: SUNNY	Snow: HARD	Temperature - Start: -13°C / 8.6°F	Temperature - Finish: -12°C / 10.4°F
Run 2: SUNNY	Snow: HARD	Temperature - Start: -12°C / 10.4°F	Temperature - Finish: -8°C / 17.6°F

Change Given Name Bib 83 (TJK)

07-02-2017 / ALMATY (KAZ) / 1183

ALPMSL....._73C 1.1

Report Created WED 19 APR 2017 8:58

Page 3/3





Performance Analysis by Rank

Number of Competitors: 38, Number of Countries: 18

Rank	Bib	Name	CTRY Code	Positions			Partials		Difference Time		
				Run	Int	Time	Rank	Pos		Time	Rank
1	14	LEITGEB Richard	AUT	Run 1:	Int 1:	37.80	(2)	I1-Fin:	18.76	(4)	0.20
					Fin:	56.56	(1)				0.00
				Run 2:	Int 1:	39.26	(2)	I1-Fin:	19.34	(1)	0.12
					Fin:	58.60	(1)				0.00
		Total:	Int 1:	1:35.82	(1)				0.00		
				Fin:	1:55.16	(1)				0.00	
2	10	BINDERITSCH Bernhard	AUT	Run 1:	Int 1:	37.60	(1)	I1-Fin:	19.01	(10)	0.00
					Fin:	56.61	(2)				0.05
				Run 2:	Int 1:	39.93	(13)	I1-Fin:	19.90	(4)	0.79
					Fin:	59.83	(9)				1.23
		Total:	Int 1:	1:36.54	(3)				0.72		
				Fin:	1:56.44	(2)				1.28	
3	8	KOGLER Tobias	AUT	Run 1:	Int 1:	38.02	(4)	I1-Fin:	19.04	(12)	0.42
					Fin:	57.06	(6)				0.50
				Run 2:	Int 1:	39.60	(8)	I1-Fin:	19.91	(5)	0.46
					Fin:	59.51	(5)				0.91
		Total:	Int 1:	1:36.66	(5)				0.84		
				Fin:	1:56.57	(3)				1.41	
4	1	NARITA Hideyuki	JPN	Run 1:	Int 1:	38.11	(6)	I1-Fin:	19.10	(15)	0.51
					Fin:	57.21	(9)				0.65
				Run 2:	Int 1:	39.36	(5)	I1-Fin:	20.03	(10)	0.22
					Fin:	59.39	(4)				0.79
		Total:	Int 1:	1:36.57	(4)				0.75		
				Fin:	1:56.60	(4)				1.44	
5	15	ZVEJNIEKS Kristaps	LAT	Run 1:	Int 1:	38.63	(12)	I1-Fin:	18.34	(1)	1.03
					Fin:	56.97	(4)				0.41
				Run 2:	Int 1:	39.99	(15)	I1-Fin:	19.80	(2)	0.85
					Fin:	59.79	(8)				1.19
		Total:	Int 1:	1:36.96	(8)				1.14		
				Fin:	1:56.76	(5)				1.60	
6	6	NYBERG Jonas	SWE	Run 1:	Int 1:	38.45	(9)	I1-Fin:	18.75	(3)	0.85
					Fin:	57.20	(8)				0.64
				Run 2:	Int 1:	39.66	(9)	I1-Fin:	20.17	(14)	0.52
					Fin:	59.83	(9)				1.23
		Total:	Int 1:	1:36.86	(6)				1.04		
				Fin:	1:57.03	(6)				1.87	
7	11	PIOLAINE Simon	FRA	Run 1:	Int 1:	38.08	(5)	I1-Fin:	19.14	(17)	0.48
					Fin:	57.22	(10)				0.66
				Run 2:	Int 1:	39.27	(3)	I1-Fin:	20.58	(27)	0.13
					Fin:	59.85	(11)				1.25
		Total:	Int 1:	1:36.49	(2)				0.67		
				Fin:	1:57.07	(7)				1.91	



Performance Analysis by Rank

Rank	Bib	Name	CTRY Code	Positions			Partials		Difference Time		
				Run	Int	Pos	Time	Rank			
8	25	SORIO Francesco	ITA	Run 1:	Int 1:	38.67	(13)	I1-Fin:	18.97	(8)	1.07
					Fin:	57.64	(13)				
				Run 2:	Int 1:	39.50	(7)	I1-Fin:	20.14	(13)	0.36
					Fin:	59.64	(6)				
				Total:	Int 1:	1:37.14	(9)				1.32
	Fin:	1:57.28	(8)				2.12				
9	13	KAAHRE Rickard	SWE	Run 1:	Int 1:	37.98	(3)	I1-Fin:	18.89	(6)	0.38
					Fin:	56.87	(3)				
				Run 2:	Int 1:	40.05	(21)	I1-Fin:	20.38	(21)	0.91
					Fin:	1:00.43	(20)				
				Total:	Int 1:	1:36.92	(7)				1.10
	Fin:	1:57.30	(9)				2.14				
10	32	BEGUELIN Axel	SUI	Run 1:	Int 1:	39.06	(18)	I1-Fin:	19.31	(20)	1.46
					Fin:	58.37	(18)				
				Run 2:	Int 1:	39.34	(4)	I1-Fin:	19.98	(9)	0.20
					Fin:	59.32	(3)				
				Total:	Int 1:	1:37.71	(11)				1.89
	Fin:	1:57.69	(10)				2.53				
11	29	NIEMEYER Nicola	SUI	Run 1:	Int 1:	38.97	(16)	I1-Fin:	18.94	(7)	1.37
					Fin:	57.91	(15)				
				Run 2:	Int 1:	40.01	(16)	I1-Fin:	19.85	(3)	0.87
					Fin:	59.86	(12)				
				Total:	Int 1:	1:37.92	(13)				2.10
	Fin:	1:57.77	(11)				2.61				
11	9	PYASIK Evgenij	RUS	Run 1:	Int 1:	38.55	(11)	I1-Fin:	19.04	(12)	0.95
					Fin:	57.59	(11)				
				Run 2:	Int 1:	39.88	(12)	I1-Fin:	20.30	(20)	0.74
					Fin:	1:00.18	(16)				
				Total:	Int 1:	1:37.47	(10)				1.65
	Fin:	1:57.77	(11)				2.61				
13	7	GRUBER Christof	AUT	Run 1:	Int 1:	38.45	(9)	I1-Fin:	18.60	(2)	0.85
					Fin:	57.05	(5)				
				Run 2:	Int 1:	40.90	(29)	I1-Fin:	19.97	(8)	1.76
					Fin:	1:00.87	(27)				
				Total:	Int 1:	1:37.95	(14)				2.13
	Fin:	1:57.92	(13)				2.76				
14	4	STRICKER Martin	SUI	Run 1:	Int 1:	38.84	(14)	I1-Fin:	18.99	(9)	1.24
					Fin:	57.83	(14)				
				Run 2:	Int 1:	40.04	(20)	I1-Fin:	20.24	(16)	0.90
					Fin:	1:00.28	(18)				
				Total:	Int 1:	1:37.87	(12)				2.05
	Fin:	1:58.11	(14)				2.95				



Performance Analysis by Rank

Rank	Bib	Name	CTRY Code	Positions			Partials		Difference Time		
				Run	Int	Pos	Time	Rank			
15	28	BRONDEX Alexis	FRA	Run 1:	Int 1:	39.72	(29)	I1-Fin:	19.55	(26)	2.12
					Fin:	59.27	(29)				
				Run 2:	Int 1:	39.14	(1)	I1-Fin:	19.95	(7)	0.00
					Fin:	59.09	(2)				
				Total:	Int 1:	1:38.41	(19)				2.59
					Fin:	1:58.36	(15)				3.20
16	31	KRALJ Zan	SLO	Run 1:	Int 1:	39.29	(22)	I1-Fin:	19.07	(14)	1.69
					Fin:	58.36	(17)				
				Run 2:	Int 1:	40.03	(19)	I1-Fin:	20.07	(11)	0.89
					Fin:	1:00.10	(14)				
				Total:	Int 1:	1:38.39	(17)				2.57
					Fin:	1:58.46	(16)				3.30
17	37	HEHLI Gian-Andrea	SUI	Run 1:	Int 1:	38.88	(15)	I1-Fin:	19.51	(23)	1.28
					Fin:	58.39	(19)				
				Run 2:	Int 1:	39.82	(11)	I1-Fin:	20.28	(17)	0.68
					Fin:	1:00.10	(14)				
				Total:	Int 1:	1:38.21	(16)				2.39
					Fin:	1:58.49	(17)				3.33
18	20	HYSKA Martin	SVK	Run 1:	Int 1:	39.46	(24)	I1-Fin:	19.01	(10)	1.86
					Fin:	58.47	(20)				
				Run 2:	Int 1:	40.01	(16)	I1-Fin:	20.28	(17)	0.87
					Fin:	1:00.29	(19)				
				Total:	Int 1:	1:38.48	(20)				2.66
					Fin:	1:58.76	(18)				3.60
19	27	PERSSON Jesper	SWE	Run 1:	Int 1:	39.02	(17)	I1-Fin:	19.25	(19)	1.42
					Fin:	58.27	(16)				
				Run 2:	Int 1:	39.93	(13)	I1-Fin:	20.57	(26)	0.79
					Fin:	1:00.50	(22)				
				Total:	Int 1:	1:38.20	(15)				2.38
					Fin:	1:58.77	(19)				3.61
20	51	ZELGER Gian	SUI	Run 1:	Int 1:	39.63	(27)	I1-Fin:	19.59	(28)	2.03
					Fin:	59.22	(28)				
				Run 2:	Int 1:	39.77	(10)	I1-Fin:	19.93	(6)	0.63
					Fin:	59.70	(7)				
				Total:	Int 1:	1:38.99	(22)				3.17
					Fin:	1:58.92	(20)				3.76
20	38	GUALAZZI Michele	ITA	Run 1:	Int 1:	39.09	(19)	I1-Fin:	19.90	(33)	1.49
					Fin:	58.99	(23)				
				Run 2:	Int 1:	39.40	(6)	I1-Fin:	20.53	(24)	0.26
					Fin:	59.93	(13)				
				Total:	Int 1:	1:38.39	(17)				2.57
					Fin:	1:58.92	(20)				3.76



Performance Analysis by Rank

Rank	Bib	Name	CTRY Code	Positions			Partials		Difference Time		
				Run	Int	Pos	Time	Rank			
22	35	ZIKA Adam	CZE	Run 1:	Int 1:	39.39	(23)	I1-Fin:	19.13	(16)	1.79
					Fin:	58.52	(21)				
				Run 2:	Int 1:	40.02	(18)	I1-Fin:	20.60	(29)	0.88
					Fin:	1:00.62	(24)				
				Total:	Int 1:	1:38.54	(21)				2.72
	Fin:	1:59.14	(22)				3.98				
23	21	ZVEJNIEKS Miks	LAT	Run 1:	Int 1:	39.46	(24)	I1-Fin:	19.56	(27)	1.86
					Fin:	59.02	(24)				
				Run 2:	Int 1:	40.25	(25)	I1-Fin:	20.23	(15)	1.11
					Fin:	1:00.48	(21)				
				Total:	Int 1:	1:39.27	(23)				3.45
	Fin:	1:59.50	(23)				4.34				
24	36	PAULUS Daniel	CZE	Run 1:	Int 1:	39.63	(27)	I1-Fin:	19.44	(21)	2.03
					Fin:	59.07	(25)				
				Run 2:	Int 1:	40.33	(26)	I1-Fin:	20.28	(17)	1.19
					Fin:	1:00.61	(23)				
				Total:	Int 1:	1:39.40	(24)				3.58
	Fin:	1:59.68	(24)				4.52				
25	48	DOBLER Yannik	SUI	Run 1:	Int 1:	39.78	(30)	I1-Fin:	19.68	(29)	2.18
					Fin:	59.46	(30)				
				Run 2:	Int 1:	40.15	(22)	I1-Fin:	20.08	(12)	1.01
					Fin:	1:00.23	(17)				
				Total:	Int 1:	1:39.61	(27)				3.79
	Fin:	1:59.69	(25)				4.53				
26	33	STUKOV Maksim	RUS	Run 1:	Int 1:	39.12	(20)	I1-Fin:	20.07	(35)	1.52
					Fin:	59.19	(26)				
				Run 2:	Int 1:	40.21	(23)	I1-Fin:	20.45	(23)	1.07
					Fin:	1:00.66	(25)				
				Total:	Int 1:	1:39.40	(24)				3.58
	Fin:	1:59.85	(26)				4.69				
27	39	TENTORI Michelangelo	ITA	Run 1:	Int 1:	39.49	(26)	I1-Fin:	19.70	(30)	1.89
					Fin:	59.19	(26)				
				Run 2:	Int 1:	40.22	(24)	I1-Fin:	20.53	(24)	1.08
					Fin:	1:00.75	(26)				
				Total:	Int 1:	1:39.41	(26)				3.59
	Fin:	1:59.94	(27)				4.78				
28	46	LAJOIE Vincent	CAN	Run 1:	Int 1:	40.51	(38)	I1-Fin:	19.79	(31)	2.91
					Fin:	1:00.30	(32)				
				Run 2:	Int 1:	40.87	(28)	I1-Fin:	20.84	(32)	1.73
					Fin:	1:01.71	(29)				
				Total:	Int 1:	1:41.17	(28)				5.35
	Fin:	2:02.01	(28)				6.85				



Performance Analysis by Rank

Rank	Bib	Name	CTRY Code	Positions			Partials		Difference Time
				Run 1: Pos	Int 1: Pos	Time	I1-Fin: Pos	Time	
29	53	ENDZHIEVSKIY Anton	RUS	Run 1: Int 1:	39.99 (31)	I1-Fin:	20.38 (38)	2.39	
				Fin:	1:00.37 (33)				3.81
				Run 2: Int 1:	41.08 (32)	I1-Fin:	20.72 (31)	1.94	
				Fin:	1:01.80 (30)				3.20
Total: Int 1:	1:41.45 (29)			5.63					
				Fin:	2:02.17 (29)			7.01	
30	34	BIALOBRZYCKI Dominik	POL	Run 1: Int 1:	40.70 (40)	I1-Fin:	19.86 (32)	3.10	
				Fin:	1:00.56 (35)				4.00
				Run 2: Int 1:	41.43 (33)	I1-Fin:	20.41 (22)	2.29	
				Fin:	1:01.84 (32)				3.24
Total: Int 1:	1:41.99 (31)			6.17					
				Fin:	2:02.40 (30)			7.24	
31	65	OHLSSON Erik	SWE	Run 1: Int 1:	40.67 (39)	I1-Fin:	20.48 (39)	3.07	
				Fin:	1:01.15 (37)				4.59
				Run 2: Int 1:	40.83 (27)	I1-Fin:	21.16 (34)	1.69	
				Fin:	1:01.99 (33)				3.39
Total: Int 1:	1:41.98 (30)			6.16					
				Fin:	2:03.14 (31)			7.98	
32	52	KRAL Petr	CZE	Run 1: Int 1:	40.76 (41)	I1-Fin:	20.31 (37)	3.16	
				Fin:	1:01.07 (36)				4.51
				Run 2: Int 1:	41.50 (34)	I1-Fin:	20.65 (30)	2.36	
				Fin:	1:02.15 (34)				3.55
Total: Int 1:	1:42.57 (32)			6.75					
				Fin:	2:03.22 (32)			8.06	
33	44	STEPAN Martin	CZE	Run 1: Int 1:	40.46 (36)	I1-Fin:	21.82 (41)	2.86	
				Fin:	1:02.28 (41)				5.72
				Run 2: Int 1:	40.94 (31)	I1-Fin:	20.87 (33)	1.80	
				Fin:	1:01.81 (31)				3.21
Total: Int 1:	1:43.22 (33)			7.40					
				Fin:	2:04.09 (33)			8.93	
34	64	ZAVECKAS Rokas	LTU	Run 1: Int 1:	40.96 (42)	I1-Fin:	20.20 (36)	3.36	
				Fin:	1:01.16 (38)				4.60
				Run 2: Int 1:	42.28 (35)	I1-Fin:	21.48 (35)	3.14	
				Fin:	1:03.76 (35)				5.16
Total: Int 1:	1:43.44 (34)			7.62					
				Fin:	2:04.92 (34)			9.76	
35	69	VIRRO Sten-Mark	EST	Run 1: Int 1:	42.30 (44)	I1-Fin:	21.96 (42)	4.70	
				Fin:	1:04.26 (42)				7.70
				Run 2: Int 1:	43.59 (36)	I1-Fin:	22.33 (36)	4.45	
				Fin:	1:05.92 (36)				7.32
Total: Int 1:	1:47.85 (35)			12.03					
				Fin:	2:10.18 (35)			15.02	



Performance Analysis by Rank

Rank	Bib	Name	CTRY Code	Positions			Partials		Difference Time		
				Pos	Time	Rank	Pos	Time		Rank	
36	66	BACIGALUPO Tomas	ARG	Run 1:	Int 1:	45.13	(46)	I1-Fin:	22.62	(43)	7.53
					Fin:	1:07.75	(45)				
				Run 2:	Int 1:	46.43	(37)	I1-Fin:	23.69	(37)	7.29
					Fin:	1:10.12	(37)				
				Total:	Int 1:	1:54.18	(36)				18.36
					Fin:	2:17.87	(36)				22.71
37	59	BORSBOOM Olaf	NED	Run 1:	Int 1:	39.99	(31)	I1-Fin:	37.22	(47)	2.39
					Fin:	1:17.21	(46)				
				Run 2:	Int 1:	40.90	(29)	I1-Fin:	20.59	(28)	1.76
					Fin:	1:01.49	(28)				
				Total:	Int 1:	1:58.11	(37)				22.29
					Fin:	2:18.70	(37)				23.54
38	84	SAYFIDDINI Nizomiddin	TJK	Run 1:	Int 1:	55.92	(47)	I1-Fin:	27.82	(46)	18.32
					Fin:	1:23.74	(47)				
				Run 2:	Int 1:	54.27	(38)	I1-Fin:	26.96	(38)	15.13
					Fin:	1:21.23	(38)				
				Total:	Int 1:	2:18.01	(38)				42.19
					Fin:	2:44.97	(38)				49.81

Intermediate Time Positions: Int. 1 = Intermediate 1

Legend:

Fin	Finish	Int	Intermediate	Pos.	Intermediate position
-----	--------	-----	--------------	------	-----------------------



Performance Analysis by Bib

REVISED
24 APR 11:09

Number of Competitors: 86, Number of Countries: 31

Bib	Name	CTRY Code	Positions			Partials		Difference Time		
			Run	Int	Rank	Time	Rank			
1	NARITA Hideyuki	JPN	Run 1:	Int 1:	38.11	(6)	I1-Fin:	19.10	(15)	0.51
				Fin:	57.21	(9)				
			Run 2:	Int 1:	39.36	(5)	I1-Fin:	20.03	(10)	0.22
				Fin:	59.39	(4)				
Total:	Int 1:	1:36.57	(13)				58.19			
			Fin:	1:56.60	(4)				1.44	
2	RIABITCA Konstantin	RUS	Run 1:	Int 1:			I1-Fin:			
				Fin:	DNF					
			Total:	Fin:	DNF					
3	COLTIER Alexandre	FRA	Run 1:	Int 1:	38.38	(8)	I1-Fin:	18.81	(5)	0.78
				Fin:	57.19	(7)				
			Run 2:	Int 1:			I1-Fin:			
				Fin:	DNF					
Total:	Fin:	DNF								
4	STRICKER Martin	SUI	Run 1:	Int 1:	38.84	(16)	I1-Fin:	18.99	(9)	1.24
				Fin:	57.83	(14)				
			Run 2:	Int 1:	40.04	(20)	I1-Fin:	20.24	(16)	0.90
				Fin:	1:00.28	(18)				
Total:	Int 1:	1:37.87	(21)				59.49			
			Fin:	1:58.11	(14)				2.95	
5	FALAT Matej	SVK	Run 1:	Int 1:	38.22	(7)	I1-Fin:			0.62
				Fin:	DNF					
			Total:	Fin:	DNF					
6	NYBERG Jonas	SWE	Run 1:	Int 1:	38.45	(10)	I1-Fin:	18.75	(3)	0.85
				Fin:	57.20	(8)				
			Run 2:	Int 1:	39.66	(9)	I1-Fin:	20.17	(14)	0.52
				Fin:	59.83	(9)				
Total:	Int 1:	1:36.86	(15)				58.48			
			Fin:	1:57.03	(6)				1.87	
7	GRUBER Christof	AUT	Run 1:	Int 1:	38.45	(10)	I1-Fin:	18.60	(2)	0.85
				Fin:	57.05	(5)				
			Run 2:	Int 1:	40.90	(29)	I1-Fin:	19.97	(8)	1.76
				Fin:	1:00.87	(27)				
Total:	Int 1:	1:37.95	(23)				59.57			
			Fin:	1:57.92	(13)				2.76	
8	KOGLER Tobias	AUT	Run 1:	Int 1:	38.02	(4)	I1-Fin:	19.04	(12)	0.42
				Fin:	57.06	(6)				
			Run 2:	Int 1:	39.60	(8)	I1-Fin:	19.91	(5)	0.46
				Fin:	59.51	(5)				
Total:	Int 1:	1:36.66	(14)				58.28			
			Fin:	1:56.57	(3)				1.41	



Performance Analysis by Bib

REVISED
24 APR 11:09

Bib	Name	CTRY Code	Positions			Partials		Difference Time		
			Run	Int	Pos	Time	Rank			
9	PYASIK Evgenij	RUS	Run 1:	Int 1:	38.55	(13)	I1-Fin:	19.04	(12)	0.95
				Fin:	57.59	(11)				
			Run 2:	Int 1:	39.88	(12)	I1-Fin:	20.30	(20)	0.74
				Fin:	1:00.18	(16)				
			Total:	Int 1:	1:37.47	(19)				59.09
				Fin:	1:57.77	(11)				2.61
10	BINDERITSCH Bernhard	AUT	Run 1:	Int 1:	37.60	(1)	I1-Fin:	19.01	(10)	0.00
				Fin:	56.61	(2)				
			Run 2:	Int 1:	39.93	(13)	I1-Fin:	19.90	(4)	0.79
				Fin:	59.83	(9)				
			Total:	Int 1:	1:36.54	(12)				58.16
				Fin:	1:56.44	(2)				1.28
11	PIOLAINE Simon	FRA	Run 1:	Int 1:	38.08	(5)	I1-Fin:	19.14	(17)	0.48
				Fin:	57.22	(10)				
			Run 2:	Int 1:	39.27	(3)	I1-Fin:	20.58	(27)	0.13
				Fin:	59.85	(11)				
			Total:	Int 1:	1:36.49	(11)				58.11
				Fin:	1:57.07	(7)				1.91
12	EFIMOV Simon	RUS	Run 1:	Int 1:			I1-Fin:			
				Fin:	DNF					
			Total:	Fin:	DNF					
13	KAAHRE Rickard	SWE	Run 1:	Int 1:	37.98	(3)	I1-Fin:	18.89	(6)	0.38
				Fin:	56.87	(3)				
			Run 2:	Int 1:	40.05	(21)	I1-Fin:	20.38	(21)	0.91
				Fin:	1:00.43	(20)				
			Total:	Int 1:	1:36.92	(16)				58.54
				Fin:	1:57.30	(9)				2.14
14	LEITGEB Richard	AUT	Run 1:	Int 1:	37.80	(2)	I1-Fin:	18.76	(4)	0.20
				Fin:	56.56	(1)				
			Run 2:	Int 1:	39.26	(2)	I1-Fin:	19.34	(1)	0.12
				Fin:	58.60	(1)				
			Total:	Int 1:	1:35.82	(10)				57.44
				Fin:	1:55.16	(1)				0.00
15	ZVEJNIEKS Kristaps	LAT	Run 1:	Int 1:	38.63	(14)	I1-Fin:	18.34	(1)	1.03
				Fin:	56.97	(4)				
			Run 2:	Int 1:	39.99	(15)	I1-Fin:	19.80	(2)	0.85
				Fin:	59.79	(8)				
			Total:	Int 1:	1:36.96	(17)				58.58
				Fin:	1:56.76	(5)				1.60
16	ARENE Martin	FRA	Run 1:	Int 1:	38.46	(12)	I1-Fin:			0.86
				Fin:	DNF					
			Total:	Fin:	DNF					
17	SENDLHOFER Lukas	AUT	Run 1:	Int 1:			I1-Fin:			
				Fin:	DNF					
			Total:	Fin:	DNF					



Performance Analysis by Bib

REVISED
24 APR 11:09

Bib	Name	CTRY Code	Positions			Partials		Difference Time
			Run 1: Int 1: Fin:	Int 1: Fin:	Time Rank	Pos	Time Rank	
18	RIVET Philippe	CAN	Run 1: Int 1: Fin:	42.21 (51) DNF	I1-Fin:		4.61	
			Total: Fin:	DNF				
19	LAMHAMEDI Adam	MAR	Run 1: Int 1: Fin:		I1-Fin:			
			Total: Fin:	DNF				
20	HYSKA Martin	SVK	Run 1: Int 1: Fin:	39.46 (27) 58.47 (20)	I1-Fin:	19.01 (10)	1.86 1.91	
			Run 2: Int 1: Fin:	40.01 (16) 1:00.29 (19)	I1-Fin:	20.28 (17)	0.87 1.69	
			Total: Int 1: Fin:	1:38.48 (29) 1:58.76 (18)			60.10 3.60	
21	ZVEJNIEKS Miks	LAT	Run 1: Int 1: Fin:	39.46 (27) 59.02 (24)	I1-Fin:	19.56 (27)	1.86 2.46	
			Run 2: Int 1: Fin:	40.25 (25) 1:00.48 (21)	I1-Fin:	20.23 (15)	1.11 1.88	
			Total: Int 1: Fin:	1:39.27 (32) 1:59.50 (23)			60.89 4.34	
22	KLUFTS Evan	FRA	Run 1: Int 1: Fin:	38.41 (9) 57.63 (12)	I1-Fin:	19.22 (18)	0.81 1.07	
			Run 2: Int 1: Fin:		I1-Fin:			
			Total: Fin:	DNF				
23	TOUTANT Simon-Claude	CAN	Run 1: Int 1: Fin:	39.90 (34) DNF	I1-Fin:		2.30	
			Total: Fin:	DNF				
24	MERCIER ROBIN William	CAN	Run 1: Int 1: Fin:	39.13 (23) DNF	I1-Fin:		1.53	
			Total: Fin:	DNF				
25	SORIO Francesco	ITA	Run 1: Int 1: Fin:	38.67 (15) 57.64 (13)	I1-Fin:	18.97 (8)	1.07 1.08	
			Run 2: Int 1: Fin:	39.50 (7) 59.64 (6)	I1-Fin:	20.14 (13)	0.36 1.04	
			Total: Int 1: Fin:	1:37.14 (18) 1:57.28 (8)			58.76 2.12	
26	ANGUENOT Leo	FRA	Run 1: Int 1: Fin:	39.20 (24) 58.69 (22)	I1-Fin:	19.49 (22)	1.60 2.13	
			Run 2: Int 1: Fin:		I1-Fin:			
			Total: Fin:	DNF				



Performance Analysis by Bib

REVISED
24 APR 11:09

Bib	Name	CTRY Code	Positions			Partials		Difference Time		
			Run	Int	Pos	Time	Rank			
27	PERSSON Jesper	SWE	Run 1:	Int 1:	39.02	(19)	I1-Fin:	19.25	(19)	1.42
				Fin:	58.27	(16)				
			Run 2:	Int 1:	39.93	(13)	I1-Fin:	20.57	(26)	0.79
				Fin:	1:00.50	(22)				
			Total:	Int 1:	1:38.20	(24)				59.82
	Fin:	1:58.77	(19)				3.61			
28	BRONDEX Alexis	FRA	Run 1:	Int 1:	39.72	(32)	I1-Fin:	19.55	(26)	2.12
				Fin:	59.27	(29)				
			Run 2:	Int 1:	39.14	(1)	I1-Fin:	19.95	(7)	0.00
				Fin:	59.09	(2)				
			Total:	Int 1:	1:38.41	(28)				60.03
	Fin:	1:58.36	(15)				3.20			
29	NIEMEYER Nicola	SUI	Run 1:	Int 1:	38.97	(18)	I1-Fin:	18.94	(7)	1.37
				Fin:	57.91	(15)				
			Run 2:	Int 1:	40.01	(16)	I1-Fin:	19.85	(3)	0.87
				Fin:	59.86	(12)				
			Total:	Int 1:	1:37.92	(22)				59.54
	Fin:	1:57.77	(11)				2.61			
30	LAMHAMEDI Sami	MAR	Run 1:	Int 1:	42.62	(54)	I1-Fin:	19.54	(25)	5.02
				Fin:	1:02.16	(40)				
			Run 2:	Int 1:			I1-Fin:			
				Fin:	DNF					
Total:	Fin:	DNF								
31	KRALJ Zan	SLO	Run 1:	Int 1:	39.29	(25)	I1-Fin:	19.07	(14)	1.69
				Fin:	58.36	(17)				
			Run 2:	Int 1:	40.03	(19)	I1-Fin:	20.07	(11)	0.89
				Fin:	1:00.10	(14)				
			Total:	Int 1:	1:38.39	(26)				60.01
	Fin:	1:58.46	(16)				3.30			
32	BEGUELIN Axel	SUI	Run 1:	Int 1:	39.06	(20)	I1-Fin:	19.31	(20)	1.46
				Fin:	58.37	(18)				
			Run 2:	Int 1:	39.34	(4)	I1-Fin:	19.98	(9)	0.20
				Fin:	59.32	(3)				
			Total:	Int 1:	1:37.71	(20)				59.33
	Fin:	1:57.69	(10)				2.53			
33	STUKOV Maksim	RUS	Run 1:	Int 1:	39.12	(22)	I1-Fin:	20.07	(35)	1.52
				Fin:	59.19	(26)				
			Run 2:	Int 1:	40.21	(23)	I1-Fin:	20.45	(23)	1.07
				Fin:	1:00.66	(25)				
			Total:	Int 1:	1:39.40	(33)				61.02
	Fin:	1:59.85	(26)				4.69			



Performance Analysis by Bib

REVISED
24 APR 11:09

Bib	Name	CTRY Code	Positions			Partials		Difference Time		
			Run	Int	Pos	Time	Rank			
34	BIALOBRZYCKI Dominik	POL	Run 1:	Int 1:	40.70	(47)	I1-Fin:	19.86	(32)	3.10
				Fin:	1:00.56	(35)				
			Run 2:	Int 1:	41.43	(33)	I1-Fin:	20.41	(22)	2.29
				Fin:	1:01.84	(32)				
			Total:	Int 1:	1:41.99	(40)				63.61
	Fin:	2:02.40	(30)				7.24			
35	ZIKA Adam	CZE	Run 1:	Int 1:	39.39	(26)	I1-Fin:	19.13	(16)	1.79
				Fin:	58.52	(21)				
			Run 2:	Int 1:	40.02	(18)	I1-Fin:	20.60	(29)	0.88
				Fin:	1:00.62	(24)				
			Total:	Int 1:	1:38.54	(30)				60.16
	Fin:	1:59.14	(22)				3.98			
36	PAULUS Daniel	CZE	Run 1:	Int 1:	39.63	(30)	I1-Fin:	19.44	(21)	2.03
				Fin:	59.07	(25)				
			Run 2:	Int 1:	40.33	(26)	I1-Fin:	20.28	(17)	1.19
				Fin:	1:00.61	(23)				
			Total:	Int 1:	1:39.40	(33)				61.02
	Fin:	1:59.68	(24)				4.52			
37	HEHLI Gian-Andrea	SUI	Run 1:	Int 1:	38.88	(17)	I1-Fin:	19.51	(23)	1.28
				Fin:	58.39	(19)				
			Run 2:	Int 1:	39.82	(11)	I1-Fin:	20.28	(17)	0.68
				Fin:	1:00.10	(14)				
			Total:	Int 1:	1:38.21	(25)				59.83
	Fin:	1:58.49	(17)				3.33			
38	GUALAZZI Michele	ITA	Run 1:	Int 1:	39.09	(21)	I1-Fin:	19.90	(33)	1.49
				Fin:	58.99	(23)				
			Run 2:	Int 1:	39.40	(6)	I1-Fin:	20.53	(24)	0.26
				Fin:	59.93	(13)				
			Total:	Int 1:	1:38.39	(26)				60.01
	Fin:	1:58.92	(20)				3.76			
39	TENTORI Michelangelo	ITA	Run 1:	Int 1:	39.49	(29)	I1-Fin:	19.70	(30)	1.89
				Fin:	59.19	(26)				
			Run 2:	Int 1:	40.22	(24)	I1-Fin:	20.53	(24)	1.08
				Fin:	1:00.75	(26)				
			Total:	Int 1:	1:39.41	(35)				61.03
	Fin:	1:59.94	(27)				4.78			
40	USHAKOV Andrey	RUS	Run 1:	Int 1:	40.15	(38)	I1-Fin:	19.52	(24)	2.55
				Fin:	59.67	(31)				
			Run 2:	Int 1:			I1-Fin:			
				Fin:	DNF					
			Total:	Fin:	DNF					
41	KOTZMANN Adam	CZE	Run 1:	Int 1:	40.65	(45)	I1-Fin:			3.05
				Fin:	DNF					
			Total:	Fin:	DNF					



Performance Analysis by Bib

REVISED
24 APR 11:09

Bib	Name	CTRY Code	Positions			Partials		Difference Time	
			Run 1: Pos	Int 1: Fin:	Time	Rank	Pos		Time
42	ALAERTS Xan	BEL	Run 1: Total:	Int 1: Fin:	DNF DNF		I1-Fin:		
43	BAROUNOS Alex	GBR	Run 1: Run 2: Total:	Int 1: Fin:	40.02 (37) 1:01.27 (39) DNF		I1-Fin:	21.25 (40)	2.42 4.71
44	STEPAN Martin	CZE	Run 1: Run 2: Total:	Int 1: Fin:	40.46 (42) 1:02.28 (41) 40.94 (31) 1:01.81 (31) 1:43.22 (42) 2:04.09 (33)		I1-Fin:	21.82 (41)	2.86 5.72 1.80 3.21 64.84 8.93
45	SZEPESI Bertold	HUN	Run 1: Total:	Int 1: Fin:	DNF DNF		I1-Fin:		
46	LAJOIE Vincent	CAN	Run 1: Run 2: Total:	Int 1: Fin:	40.51 (44) 1:00.30 (32) 40.87 (28) 1:01.71 (29) 1:41.17 (37) 2:02.01 (28)		I1-Fin:	19.79 (31)	2.91 3.74 1.73 3.11 62.79 6.85
47	MAINS Gabriel	CAN	Run 1: Run 2: Total:	Int 1: Fin:	40.49 (43) 1:00.43 (34) DNF DNF		I1-Fin:	19.94 (34)	2.89 3.87
48	DOBLER Yannik	SUI	Run 1: Run 2: Total:	Int 1: Fin:	39.78 (33) 59.46 (30) 40.15 (22) 1:00.23 (17) 1:39.61 (36) 1:59.69 (25)		I1-Fin:	19.68 (29)	2.18 2.90 1.01 1.63 61.23 4.53
49	KLUSAK Jakub	POL	Run 1: Total:	Fin:	DNS DNS		I1-Fin:		
50	SCHUESSLER BEDARD William	CAN	Run 1: Run 2: Total:	Int 1: Fin:	40.17 (39) 1:05.32 (44) DNF DNF		I1-Fin:	25.15 (45)	2.57 8.76



Performance Analysis by Bib

REVISED
24 APR 11:09

Bib	Name	CTRY Code	Positions			Partials		Difference Time		
			Run	Int	Pos	Time	Rank			
51	ZELGER Gian	SUI	Run 1:	Int 1:	39.63	(30)	I1-Fin:	19.59	(28)	2.03
				Fin:	59.22	(28)				
			Run 2:	Int 1:	39.77	(10)	I1-Fin:	19.93	(6)	0.63
				Fin:	59.70	(7)				
	Total:	Int 1:	1:38.99	(31)				60.61		
			Fin:	1:58.92	(20)				3.76	
52	KRAL Petr	CZE	Run 1:	Int 1:	40.76	(48)	I1-Fin:	20.31	(37)	3.16
				Fin:	1:01.07	(36)				
			Run 2:	Int 1:	41.50	(34)	I1-Fin:	20.65	(30)	2.36
				Fin:	1:02.15	(34)				
	Total:	Int 1:	1:42.57	(41)				64.19		
			Fin:	2:03.22	(32)				8.06	
53	ENDZHIEVSKIY Anton	RUS	Run 1:	Int 1:	39.99	(35)	I1-Fin:	20.38	(38)	2.39
				Fin:	1:00.37	(33)				
			Run 2:	Int 1:	41.08	(32)	I1-Fin:	20.72	(31)	1.94
				Fin:	1:01.80	(30)				
	Total:	Int 1:	1:41.45	(38)				63.07		
			Fin:	2:02.17	(29)				7.01	
54	DZIEDZIC Andrzej	POL	Run 1:	Int 1:			I1-Fin:			
				Fin:	DNF					
			Total:	Fin:	DNF					
55	DELSANTE Rocco	ITA	Run 1:	Int 1:			I1-Fin:			
				Fin:	DNF					
			Total:	Fin:	DNF					
56	VITTORI Antonio	ITA	Run 1:	Int 1:			I1-Fin:			
				Fin:	DNF					
			Total:	Fin:	DNF					
57	RIGAMONTI Giacomo	ITA	Run 1:	Int 1:	40.42	(41)	I1-Fin:			2.82
				Fin:	DNF					
			Total:	Fin:	DNF					
58	VUKOVIC Andrija	SRB	Run 1:	Int 1:	40.41	(40)	I1-Fin:			2.81
				Fin:	DNF					
			Total:	Fin:	DNF					
59	BORSBOOM Olaf	NED	Run 1:	Int 1:	39.99	(35)	I1-Fin:	37.22	(47)	2.39
				Fin:	1:17.21	(46)				
			Run 2:	Int 1:	40.90	(29)	I1-Fin:	20.59	(28)	1.76
				Fin:	1:01.49	(28)				
	Total:	Int 1:	1:58.11	(46)				79.73		
			Fin:	2:18.70	(37)				23.54	
60	DENIZ Serdar	TUR	Run 1:	Int 1:			I1-Fin:			
				Fin:	DNF					
			Total:	Fin:	DNF					
61	NAPOTNIK Jan	SLO	Run 1:	Int 1:			I1-Fin:			
				Fin:	DNF					
			Total:	Fin:	DNF					



Performance Analysis by Bib

REVISED
24 APR 11:09

Bib	Name	CTRY Code	Positions			Partials		Difference Time
			Run 1: Pos	Int 1: Fin:	Time	Rank	Pos	
62	KATRENIC Henrich	SVK	Run 1: Total:	Int 1: Fin:	DNF DNF	I1-Fin:		
63	ERIKSSON Jakob	SWE	Run 1: Total:	Int 1: Fin:	DNF DNF	I1-Fin:		
64	ZAVECKAS Rokas	LTU	Run 1: Run 2: Total:	Int 1: Fin: Int 1: Fin:	40.96 (49) 1:01.16 (38) 42.28 (35) 1:03.76 (35) 1:43.44 (43) 2:04.92 (34)	I1-Fin: I1-Fin:	20.20 (36) 21.48 (35)	3.36 4.60 3.14 5.16 65.06 9.76
65	OHLSSON Erik	SWE	Run 1: Run 2: Total:	Int 1: Fin: Int 1: Fin:	40.67 (46) 1:01.15 (37) 40.83 (27) 1:01.99 (33) 1:41.98 (39) 2:03.14 (31)	I1-Fin: I1-Fin:	20.48 (39) 21.16 (34)	3.07 4.59 1.69 3.39 63.60 7.98
66	BACIGALUPO Tomas	ARG	Run 1: Run 2: Total:	Int 1: Fin: Int 1: Fin:	45.13 (55) 1:07.75 (45) 46.43 (37) 1:10.12 (37) 1:54.18 (45) 2:17.87 (36)	I1-Fin: I1-Fin:	22.62 (43) 23.69 (37)	7.53 11.19 7.29 11.52 75.80 22.71
67	ZINA Jeffrey	LBN	Run 1: Total:	Int 1: Fin:	DNF DNF	I1-Fin:		
68	TUKHTAEV Kamiljon	UZB	Run 1: Total:	Int 1: Fin:	DNF DNF	I1-Fin:		
69	VIRRO Sten-Mark	EST	Run 1: Run 2: Total:	Int 1: Fin: Int 1: Fin:	42.30 (52) 1:04.26 (42) 43.59 (36) 1:05.92 (36) 1:47.85 (44) 2:10.18 (35)	I1-Fin: I1-Fin:	21.96 (42) 22.33 (36)	4.70 7.70 4.45 7.32 69.47 15.02
70	MARIICHYN Andriy	UKR	Run 1: Run 2: Total:	Int 1: Fin: Int 1: Fin:	42.14 (50) 1:05.31 (43) DNF DNF	I1-Fin: I1-Fin:	23.17 (44)	4.54 8.75
71	ALEKSANDRAVICIUS Vilius	LTU	Run 1: Total:	Int 1: Fin:	DNF DNF	I1-Fin:		



Performance Analysis by Bib

REVISED
24 APR 11:09

Bib	Name	CTRY Code	Positions			Partials		Difference Time
			Run 1: Pos	Int 1: Fin:	Time	Rank	Pos	
72	OPPLIGER Lucas	CHI	Run 1: Total:	Int 1: Fin:	DNF DNF		I1-Fin:	
73	KUCHIN Zakhar	KAZ	Run 1: Total:	Int 1: Fin:	DNF DNF		I1-Fin:	
74	TOPALOGLU Mustafa	TUR	Run 1: Total:	Int 1: Fin:	DNF DNF		I1-Fin:	
75	BEHLOK Allen	LBN	Run 1: Total:	Int 1: Fin:	DNF DNF		I1-Fin:	
76	TSIBELENGO Levko	UKR	Run 1: Total:	Int 1: Fin:	42.49 (53) DNF DNF		I1-Fin:	4.89
77	ABOU JAOUDE Alexandre	LBN	Run 1: Total:	Int 1: Fin:	DNF DNF		I1-Fin:	
78	DANOV Sergey	KAZ	Run 1: Total:	Int 1: Fin:	DNF DNF		I1-Fin:	
79	TIMOFEEV Evgeniy	KGZ	Run 1: Total:	Int 1: Fin:	DNF DNF		I1-Fin:	
80	BUKHARBAEV Damir	UZB	Run 1: Total:	Int 1: Fin:	DNF DNF		I1-Fin:	
81	SYSSOYEV Alexey	KAZ	Run 1: Total:	Int 1: Fin:	DNF DNF		I1-Fin:	
82	GORDEEV Maksim	KGZ	Run 1: Total:	Int 1: Fin:	DNF DNF		I1-Fin:	
83	SOKHIBNAZARI Tursunmurod	TJK	Run 1: Total:	Int 1: Fin:	DNF DNF		I1-Fin:	



Performance Analysis by Bib

REVISED
24 APR 11:09

Bib	Name	CTRY Code	Positions			Partials		Difference Time
			Run 1: Pos	Int 1: Pos	Time	Rank	Time	
84	SAYFIDDINI Nizomiddin	TJK	Run 1:	Int 1:	55.92 (57)	I1-Fin:	27.82 (46)	18.32
				Fin:	1:23.74 (47)			27.18
			Run 2:	Int 1:	54.27 (38)	I1-Fin:	26.96 (38)	15.13
				Fin:	1:21.23 (38)			22.63
	Total:	Int 1:	2:18.01 (47)			99.63		
			Fin:	2:44.97 (38)			49.81	
85	OGBAIDZE Sandro	GEO	Run 1:	Int 1:		I1-Fin:		
				Fin:	DNF			
			Total:	Fin:	DNF			
86	NATADZE Shota	GEO	Run 1:	Int 1:	45.39 (56)	I1-Fin:		7.79
				Fin:	DNF			
			Total:	Fin:	DNF			

Intermediate Time Positions: Int. 1 = Intermediate 1

Legend:

Fin	Finish	Int	Intermediate	Pos.	Intermediate position
-----	--------	-----	--------------	------	-----------------------

Change Given Name Bib 83 (TJK)



Almaty 2017
28th WINTER UNIVERSIADE

Shymbulak Ski Resort

TUE 7 FEB 2017
Start Time 10:00

Alpine Skiing

Men's Slalom



Penalty Calculation

Best 10 at Finish

Rank	Bib	FIS Code	Name	CTRY Code	FIS Points	Best 5	Race Points
1	14	54233	LEITGEB Richard	AUT	9.92	9.92	0.00
2	10	54242	BINDERITSCH Bernhard	AUT	15.15	15.15	8.00
3	8	54383	KOGLER Tobias	AUT	22.12		
4	1	304242	NARITA Hideyuki	JPN	12.73	12.73	9.00
5	15	550054	ZVEJNIEKS Kristaps	LAT	10.42	10.42	10.00
6	6	501508	NYBERG Jonas	SWE	22.65		
7	11	6190467	PIOLAINE Simon	FRA	23.44		
8	25	6292395	SORIO Francesco	ITA	28.09		
9	13	501542	KAAHRE Rickard	SWE	13.40	13.40	13.38
10	32	512264	BEGUELIN Axel	SUI	30.58		

Best 5 FIS Points at Start

Rank	Bib	FIS Code	Name	CTRY Code	FIS Points
1	14	54233	LEITGEB Richard	AUT	9.92
5	15	550054	ZVEJNIEKS Kristaps	LAT	10.42
DNF	12	481785	EFIMOV Simon	RUS	11.38
4	1	304242	NARITA Hideyuki	JPN	12.73
9	13	501542	KAAHRE Rickard	SWE	13.40

TOTALS:

FIS Points of Best 5 as Start (B)	57.85	
FIS Points of Best at Finish in Top 10 (A)		61.62
Race Points of Corresponding Competitors (C)		40.38
Calculated Penalty (A+B-C):10	7.909	
Rounded	7.91	
Category Adder	0.00	
Correction Value (Z)	0.00	
Calculated Penalty	7.91	
Penalty Applied	7.91	

Legend:

DNF Did Not Finish

07-02-2017 / ALMATY (KAZ) / 1183

ALPMSL-----_77C 1.0

Report Created TUE 7 FEB 2017 14:16

Page 1/1





Almaty 2017
28th WINTER UNIVERSIADE

Shymbulak Ski Resort

TUE 7 FEB 2017
Start Time 10:00

Alpine Skiing

Men's Slalom

Run 1



Start List

REVISED
19 APR 8:31

Jury

FIS Technical Delegate	GOURIEV Iouri	RUS
Referee FISU TD	KRANJC Matjaz	SLO
Chief of Race	OBYSKALOV Andre	KAZ

Technical Data

Course Name	DocTar
Start Altitude	2588m
Finish Altitude	2400m
Vertical Drop	188m
Homologation Number	11692/04/15

Race Information Run 1

Course Setter	RAKUŠAN Jaroslav	SVK
Gates/Turning Gates	69/67	
Start Time	10:00	

Race Information Run 2

Course Setter	PICCARD Jeff	FRA
Gates/Turning Gates	68/65	
Start Time	13:00	

Number of Competitors: 86, Number of Countries: 31

Bib	FIS Code	Name	Year of Birth	CTRY Code	Time
1	304242	NARITA Hideyuki	1993	JPN	
2	481875	RIABITCA Konstantin	1997	RUS	
3	6190286	COLTIER Alexandre	1996	FRA	
4	511817	STRICKER Martin	1991	SUI	
5	700868	FALAT Matej	1993	SVK	
6	501508	NYBERG Jonas	1990	SWE	
7	54307	GRUBER Christof	1995	AUT	
8	54383	KOGLER Tobias	1996	AUT	
9	481463	PYASIK Evgenij	1993	RUS	
10	54242	BINDERITSCH Bernhard	1994	AUT	
11	6190467	PIOLAINE Simon	1997	FRA	
12	481785	EFIMOV Simon	1996	RUS	
13	501542	KAHRE Rickard	1991	SWE	
14	54233	LEITGEB Richard	1994	AUT	
15	550054	ZVEJNIEKS Kristaps	1992	LAT	
16	6190203	ARENE Martin	1996	FRA	
17	54373	SENDLHOFER Lukas	1996	AUT	
18	103855	RIVET Philippe	1992	CAN	
19	790025	LAMHAMEDI Adam	1995	MAR	
20	700901	HYSKA Martin	1994	SVK	
21	550066	ZVEJNIEKS Miks	1995	LAT	
22	6190488	KLUFTS Evan	1997	FRA	
23	103751	TOUTANT Simon-Claude	1991	CAN	
24	104268	MERCIER ROBIN William	1995	CAN	
25	6292395	SORIO Francesco	1997	ITA	
26	6190628	ANGUENOT Leo	1998	FRA	
27	502069	PERSSON Jesper	1995	SWE	
28	6190276	BRONDEX Alexis	1996	FRA	
29	512029	NIEMEYER Nicola	1994	SUI	
30	790026	LAMHAMEDI Sami	1997	MAR	
31	561360	KRALJ Zan	1997	SLO	
32	512264	BEGUELIN Axel	1997	SUI	
33	481549	STUKOV Maksim	1994	RUS	
34	430667	BIALOBRZYCKI Dominik	1995	POL	
35	150834	ZIKA Adam	1989	CZE	
36	151060	PAULUS Daniel	1994	CZE	
37	512242	HEHLI Gian-Andrea	1997	SUI	
38	6291099	GUALAZZI Michele	1994	ITA	
39	690616	TENTORI Michelangelo	1991	ITA	
40	481617	USHAKOV Andrey	1995	RUS	
41	151024	KOTZMANN Adam	1993	CZE	
42	60196	ALAERTS Xan	1992	BEL	





Almaty 2017
28th WINTER UNIVERSIADE

Shymbulak Ski Resort

TUE 7 FEB 2017
Start Time 10:00

Alpine Skiing

Men's Slalom

Run 1



Start List

REVISED
19 APR 8:31

Number of Competitors: 86, Number of Countries: 31

Bib	FIS Code	Name	Year of Birth	CTRY Code	Time
43	6531228	BAROUNOS Alex	1995	GBR	
44	151110	STEPAN Martin	1995	CZE	
45	240122	SZEPESI Bertold	1990	HUN	
46	103984	LAJOIE Vincent	1993	CAN	
47	104191	MAINS Gabriel	1994	CAN	
48	512239	DOBLER Yannik	1997	SUI	
49	430550	KLUSAK Jakub	1992	POL	
50	104015	SCHUESSLER BEDARD William	1993	CAN	
51	512173	ZELGER Gian	1996	SUI	
52	151173	KRAL Petr	1996	CZE	
53	481738	ENDZHIEVSKIY Anton	1996	RUS	
54	430668	DZIEDZIC Andrzej	1995	POL	
55	690208	DELSANTE Rocco	1991	ITA	
56	6292457	VITTORI Antonio	1997	ITA	
57	6292052	RIGAMONTI Giacomo	1996	ITA	
58	310410	VUKOVIC Andrija	1994	SRB	
59	400268	BORSBOOM Olaf	1995	NED	
60	520170	DENIZ Serdar	1997	TUR	
61	561371	NAPOTNIK Jan	1997	SLO	
62	700941	KATRENIC Henrich	1998	SVK	
63	501436	ERIKSSON Jakob	1990	SWE	
64	780013	ZAVECKAS Rokas	1996	LTU	
65	502065	OHLSSON Erik	1995	SWE	
66	30405	BACIGALUPO Tomas	1998	ARG	
67	340447	ZINA Jeffrey	1998	LBN	
68	210040	TUKHTAEV Kamiljon	1997	UZB	
69	390039	VIRRO Sten-Mark	1997	EST	
70	690732	MARIICHYN Andriy	1995	UKR	
71	780020	ALEKSANDRAVICIUS Vilius	1995	LTU	
72	110356	OPPLIGER Lucas	1996	CHI	
73	670080	KUCHIN Zakhar	1997	KAZ	
74	520164	TOPALOGLU Mustafa	1996	TUR	
75	340440	BEHLOK Allen	1998	LBN	
76	690737	TSIBELENGO Levko	1996	UKR	
77	340337	ABOU JAOUDE Alexandre	1996	LBN	
78	670082	DANOV Sergey	1997	KAZ	
79	770015	TIMOFEEV Evgeniy	1994	KGZ	
80	210041	BUKHARBAEV Damir	1996	UZB	
81	670079	SYSSOYEV Alexey	1996	KAZ	
82	770018	GORDEEV Maksim	1995	KGZ	
83	830026	SOKHIBNAZARI Tursunmurod	1996	TJK	
84	830025	SAYFIDDINI Nizomiddin	1999	TJK	
85	680066	OGBAIDZE Sandro	1996	GEO	
86	680062	NATADZE Shota	1996	GEO	

Forerunners						
Run 1	A - Filippo BERETTA	ITA	B - Athos CASARTELLI	ITA	C - Ivan MASLENNIKOV	RUS
	D - Islan SATKEEV	KAZ				
Run 2	A - Filippo BERETTA	ITA	B - Athos CASARTELLI	ITA	C - Ivan MASLENNIKOV	RUS
	D - Islan SATKEEV	KAZ				

Updated number of Gates and Turning Gates
Change Given Name Bib 83 (TJK)

07-02-2017 / ALMATY (KAZ) / 1183

ALPMSL-----FNL-000101--_51A 1.2

Report Created WED 19 APR 2017 8:32

Page 2/2





Shymbulak Ski Resort

Almaty 2017
28th WINTER UNIVERSIADE

TUE 7 FEB 2017
Start Time 10:00

Alpine Skiing

Men's Slalom

Run 1



Official Results

REVISED
19 APR 9:15

Jury

FIS Technical Delegate	GOURIEV Iouri	RUS
Referee FISU TD	KRANJC Matjaz	SLO
Chief of Race	OBYSKALOV Andre	KAZ

Technical Data

Course Name	DocTar
Start Altitude	2588m
Finish Altitude	2400m
Vertical Drop	188m
Homologation Number	11692/04/15

Race Information Run 1

Course Setter	RAKUŠAN Jaroslav	SVK
Gates/Turning Gates	69/67	
Start Time	10:00	

Race Information Run 2

Course Setter	PICCARD Jeff	FRA
Gates/Turning Gates	68/65	
Start Time	13:00	

Number of Competitors: 86, Number of Countries: 31

Rank	Bib	FIS Code	Name	Year of Birth	CTRY Code	Time	Diff.
1	14	54233	LEITGEB Richard	1994	AUT	56.56	
2	10	54242	BINDERITSCH Bernhard	1994	AUT	56.61	0.05
3	13	501542	KAHRE Rickard	1991	SWE	56.87	0.31
4	15	550054	ZVEJNIEKS Kristaps	1992	LAT	56.97	0.41
5	7	54307	GRUBER Christof	1995	AUT	57.05	0.49
6	8	54383	KOGLER Tobias	1996	AUT	57.06	0.50
7	3	6190286	COLTIER Alexandre	1996	FRA	57.19	0.63
8	6	501508	NYBERG Jonas	1990	SWE	57.20	0.64
9	1	304242	NARITA Hideyuki	1993	JPN	57.21	0.65
10	11	6190467	PIOLAINE Simon	1997	FRA	57.22	0.66
11	9	481463	PYASIK Evgenij	1993	RUS	57.59	1.03
12	22	6190488	KLUFTS Evan	1997	FRA	57.63	1.07
13	25	6292395	SORIO Francesco	1997	ITA	57.64	1.08
14	4	511817	STRICKER Martin	1991	SUI	57.83	1.27
15	29	512029	NIEMEYER Nicola	1994	SUI	57.91	1.35
16	27	502069	PERSSON Jesper	1995	SWE	58.27	1.71
17	31	561360	KRALJ Zan	1997	SLO	58.36	1.80
18	32	512264	BEGUELIN Axel	1997	SUI	58.37	1.81
19	37	512242	HEHLI Gian-Andrea	1997	SUI	58.39	1.83
20	20	700901	HYSKA Martin	1994	SVK	58.47	1.91
21	35	150834	ZIKA Adam	1989	CZE	58.52	1.96
22	26	6190628	ANGUENOT Leo	1998	FRA	58.69	2.13
23	38	6291099	GUALAZZI Michele	1994	ITA	58.99	2.43
24	21	550066	ZVEJNIEKS Miks	1995	LAT	59.02	2.46
25	36	151060	PAULUS Daniel	1994	CZE	59.07	2.51
26	39	690616	TENTORI Michelangelo	1991	ITA	59.19	2.63
26	33	481549	STUKOV Maksim	1994	RUS	59.19	2.63
28	51	512173	ZELGER Gian	1996	SUI	59.22	2.66
29	28	6190276	BRONDEX Alexis	1996	FRA	59.27	2.71
30	48	512239	DOBLER Yannik	1997	SUI	59.46	2.90
31	40	481617	USHAKOV Andrey	1995	RUS	59.67	3.11
32	46	103984	LAJOIE Vincent	1993	CAN	1:00.30	3.74
33	53	481738	ENDZHIEVSKIY Anton	1996	RUS	1:00.37	3.81
34	47	104191	MAINS Gabriel	1994	CAN	1:00.43	3.87
35	34	430667	BIALOBRZYCKI Dominik	1995	POL	1:00.56	4.00
36	52	151173	KRAL Petr	1996	CZE	1:01.07	4.51
37	65	502065	OHLSSON Erik	1995	SWE	1:01.15	4.59
38	64	780013	ZAVECKAS Rokas	1996	LTU	1:01.16	4.60
39	43	6531228	BAROUNOS Alex	1995	GBR	1:01.27	4.71
40	30	790026	LAMHAMED Sami	1997	MAR	1:02.16	5.60





Almaty 2017
28th WINTER UNIVERSIADE

Shymbulak Ski Resort

TUE 7 FEB 2017
Start Time 10:00

Alpine Skiing

Men's Slalom

Run 1



Official Results

REVISED
19 APR 9:15

Number of Competitors: 86, Number of Countries: 31

Rank	Bib	FIS Code	Name	Year of Birth	CTRY Code	Time	Diff.
41	44	151110	STEPAN Martin	1995	CZE	1:02.28	5.72
42	69	390039	VIRRO Sten-Mark	1997	EST	1:04.26	7.70
43	70	690732	MARIICHYN Andriy	1995	UKR	1:05.31	8.75
44	50	104015	SCHUESSLER BEDARD William	1993	CAN	1:05.32	8.76
45	66	30405	BACIGALUPO Tomas	1998	ARG	1:07.75	11.19
46	59	400268	BORSBOOM Olaf	1995	NED	1:17.21	20.65
47	84	830025	SAYFIDDINI Nizomiddin	1999	TJK	1:23.74	27.18

DID NOT FINISH RUN 1: 38 competitors

2	481875	RIABITCA Konstantin	1997	RUS
5	700868	FALAT Matej	1993	SVK
12	481785	EFIMOV Simon	1996	RUS
16	6190203	ARENE Martin	1996	FRA
17	54373	SENDLHOFER Lukas	1996	AUT
18	103855	RIVET Philippe	1992	CAN
19	790025	LAMHAMEDI Adam	1995	MAR
23	103751	TOUTANT Simon-Claude	1991	CAN
24	104268	MERCIER ROBIN William	1995	CAN
41	151024	KOTZMANN Adam	1993	CZE
42	60196	ALAEERTS Xan	1992	BEL
45	240122	SZEPESI Bertold	1990	HUN
54	430668	DZIEDZIC Andrzej	1995	POL
55	690208	DELSANTE Rocco	1991	ITA
56	6292457	VITTORI Antonio	1997	ITA
57	6292052	RIGAMONTI Giacomo	1996	ITA
58	310410	VUKOVIC Andrija	1994	SRB
60	520170	DENIZ Serdar	1997	TUR
61	561371	NAPOTNIK Jan	1997	SLO
62	700941	KATRENIC Henrich	1998	SVK
63	501436	ERIKSSON Jakob	1990	SWE
67	340447	ZINA Jeffrey	1998	LBN
68	210040	TUKHTAEV Kamiljon	1997	UZB
71	780020	ALEKSANDRAVICIUS Vilius	1995	LTU
72	110356	OPPLIGER Lucas	1996	CHI
73	670080	KUCHIN Zakhar	1997	KAZ
74	520164	TOPALOGLU Mustafa	1996	TUR
75	340440	BEHLOK Allen	1998	LBN
76	690737	TSIBELENKO Levko	1996	UKR
77	340337	ABOU JAOUDE Alexandre	1996	LBN
78	670082	DANOV Sergey	1997	KAZ





Almaty 2017
28th WINTER UNIVERSIADE

Shymbulak Ski Resort

TUE 7 FEB 2017
Start Time 10:00

Alpine Skiing

Men's Slalom

Run 1



Official Results

REVISED
19 APR 9:15

Number of Competitors: 86, Number of Countries: 31

Rank	Bib	FIS Code	Name	Year of Birth	CTRY Code	Time	Diff.
	79	770015	TIMOFEEV Evgeniy	1994	KGZ		
	80	210041	BUKHARBAEV Damir	1996	UZB		
	81	670079	SYSSOYEV Alexey	1996	KAZ		
	82	770018	GORDEEV Maksim	1995	KGZ		
	83	830026	SOKHIBNAZARI Tursunmurod	1996	TJK		
	85	680066	OGBAIDZE Sandro	1996	GEO		
	86	680062	NATADZE Shota	1996	GEO		
DID NOT START RUN 1: 1 competitor							
	49	430550	KLUSAK Jakub	1992	POL		

Forerunners							
Run 1	A - Filippo BERETTA	ITA	B - Athos CASARTELLI	ITA	C - Ivan MASLENNIKOV	RUS	
	D - Islan SATKEEV	KAZ					
Run 2	A - Filippo BERETTA	ITA	B - Athos CASARTELLI	ITA	C - Ivan MASLENNIKOV	RUS	
	D - Islan SATKEEV	KAZ					

Conditions on course			
Run 1: SUNNY	Snow: HARD	Temperature - Start: -13°C / 8.6°F	Temperature - Finish: -12°C / 10.4°F

Change Given Name Bib 83 (TJK)

07-02-2017 / ALMATY (KAZ) / 1183

ALPMSL-----FNL-000101--_73B 1.1

Report Created WED 19 APR 2017 9:15

Page 3/3





Start List

Jury

FIS Technical Delegate	GOURIEV Iouri	RUS
Referee FISU TD	KRANJC Matjaz	SLO
Chief of Race	OBYSKALOV Andre	KAZ

Technical Data

Course Name	DocTar
Start Altitude	2588m
Finish Altitude	2400m
Vertical Drop	188m
Homologation Number	11692/04/15

Race Information Run 1

Course Setter	RAKUŠAN Jaroslav	SVK
Gates/Turning Gates	69/67	
Start Time	10:00	

Race Information Run 2

Course Setter	PICCARD Jeff	FRA
Gates/Turning Gates	68/65	
Start Time	13:00	

Number of Competitors: 47, Number of Countries: 21

Start Order	Bib	FIS Code	Name	Year of Birth	CTRY Code	Run 1	Diff.	Rank	Run 2	Total
1	48	512239	DOBLER Yannik	1997	SUI	59.46	2.90	30		
2	28	6190276	BRONDEX Alexis	1996	FRA	59.27	2.71	29		
3	51	512173	ZELGER Gian	1996	SUI	59.22	2.66	28		
4	33	481549	STUKOV Maksim	1994	RUS	59.19	2.63	26		
5	39	690616	TENTORI Michelangelo	1991	ITA	59.19	2.63	26		
6	36	151060	PAULUS Daniel	1994	CZE	59.07	2.51	25		
7	21	550066	ZVEJNIEKS Miks	1995	LAT	59.02	2.46	24		
8	38	6291099	GUALAZZI Michele	1994	ITA	58.99	2.43	23		
9	26	6190628	ANGUENOT Leo	1998	FRA	58.69	2.13	22		
10	35	150834	ZIKA Adam	1989	CZE	58.52	1.96	21		
11	20	700901	HYSKA Martin	1994	SVK	58.47	1.91	20		
12	37	512242	HEHLI Gian-Andrea	1997	SUI	58.39	1.83	19		
13	32	512264	BEGUELIN Axel	1997	SUI	58.37	1.81	18		
14	31	561360	KRALJ Zan	1997	SLO	58.36	1.80	17		
15	27	502069	PERSSON Jesper	1995	SWE	58.27	1.71	16		
16	29	512029	NIEMEYER Nicola	1994	SUI	57.91	1.35	15		
17	4	511817	STRICKER Martin	1991	SUI	57.83	1.27	14		
18	25	6292395	SORIO Francesco	1997	ITA	57.64	1.08	13		
19	22	6190488	KLUFTS Evan	1997	FRA	57.63	1.07	12		
20	9	481463	PYASIK Evgenij	1993	RUS	57.59	1.03	11		
21	11	6190467	PIOLAINE Simon	1997	FRA	57.22	0.66	10		
22	1	304242	NARITA Hideyuki	1993	JPN	57.21	0.65	9		
23	6	501508	NYBERG Jonas	1990	SWE	57.20	0.64	8		
24	3	6190286	COLTIER Alexandre	1996	FRA	57.19	0.63	7		
25	8	54383	KOGLER Tobias	1996	AUT	57.06	0.50	6		
26	7	54307	GRUBER Christof	1995	AUT	57.05	0.49	5		
27	15	550054	ZVEJNIEKS Kristaps	1992	LAT	56.97	0.41	4		
28	13	501542	KAHRE Rickard	1991	SWE	56.87	0.31	3		
29	10	54242	BINDERITSC Bernhard	1994	AUT	56.61	0.05	2		
30	14	54233	LEITGEB Richard	1994	AUT	56.56	0.00	1		
31	40	481617	USHAKOV Andrey	1995	RUS	59.67	3.11	31		
32	46	103984	LAJOIE Vincent	1993	CAN	1:00.30	3.74	32		
33	53	481738	ENDZHIEVSKIY Anton	1996	RUS	1:00.37	3.81	33		
34	47	104191	MAINS Gabriel	1994	CAN	1:00.43	3.87	34		
35	34	430667	BIALOBRZYCKI Dominik	1995	POL	1:00.56	4.00	35		
36	52	151173	KRAL Petr	1996	CZE	1:01.07	4.51	36		
37	65	502065	OHLSSON Erik	1995	SWE	1:01.15	4.59	37		
38	64	780013	ZAVECKAS Rokas	1996	LTU	1:01.16	4.60	38		
39	43	6531228	BAROUNOS Alex	1995	GBR	1:01.27	4.71	39		
40	30	790026	LAMHAMEDI Sami	1997	MAR	1:02.16	5.60	40		
41	44	151110	STEPAN Martin	1995	CZE	1:02.28	5.72	41		
42	69	390039	VIRRO Sten-Mark	1997	EST	1:04.26	7.70	42		



Start List

Number of Competitors: 47, Number of Countries: 21

Start Order	Bib	FIS Code	Name	Year of Birth	CTRY Code	Run 1	Diff.	Rank	Run 2	Total
43	70	690732	MARIICHYN Andriy	1995	UKR	1:05.31	8.75	43		
44	50	104015	SCHUESSLER BEDARD William	1993	CAN	1:05.32	8.76	44		
45	66	30405	BACIGALUPO Tomas	1998	ARG	1:07.75	11.19	45		
46	59	400268	BORSBOOM Olaf	1995	NED	1:17.21	20.65	46		
47	84	830025	SAYFIDDINI Nizomiddin	1999	TJK	1:23.74	27.18	47		

Forerunners							
Run 1	A - Filippo BERETTA	ITA	B - Athos CASARTELLI	ITA	C - Ivan MASLENNIKOV	RUS	
	D - Islan SATKEEV	KAZ					
Run 2	A - Filippo BERETTA	ITA	B - Athos CASARTELLI	ITA	C - Ivan MASLENNIKOV	RUS	
	D - Islan SATKEEV	KAZ					

Updated number of Gates and Turning Gates





Almaty 2017

28TH WINTER UNIVERSIADE



ALPINE SKIING

Men's Giant Slalom



Almaty 2017
28th WINTER UNIVERSIADE

Shymbulak Ski Resort

SAT 4 FEB 2017
Start Time 13:00

Alpine Skiing

Men's Giant Slalom



Official Results

Jury

FIS Technical Delegate	GOURIEV Iouri	RUS
Referee FISU TD	KRANJC Matjaz	SLO
Chief of Race	OBYSKALOV Andre	KAZ

Technical Data

Course Name	Edelweiss
Start Altitude	2715m
Finish Altitude	2370m
Vertical Drop	345m
Homologation Number	11693/04/15

Race Information Run 1

Course Setter	FIDLER Jan	CZE
Gates/Turning Gates	45/43	
Start Time	10:00	

Race Information Run 2

Course Setter	SINKOVEC Uros	SLO
Gates/Turning Gates	45/43	
Start Time	13:00	

Number of Competitors: 98, Number of Countries: 32

F-factor: 980

Rank	Bib	FIS Code	Name	Year of Birth	CTRY Code	Run 1	Run 2	Total	Diff.	Race Points
1	4	990051	BOSCA Giulio Giovanni	1990	ITA	1:04.95 (2)	1:07.82 (1)	2:12.77		
2	7	511895	MUELLER Joel	1992	SUI	1:04.60 (1)	1:08.39 (5)	2:12.99	0.22	1.62
3	10	511867	NOGER Cedric	1992	SUI	1:05.06 (3)	1:08.33 (4)	2:13.39	0.62	4.58
4	11	6291099	GUALAZZI Michele	1994	ITA	1:05.22 (5)	1:08.80 (8)	2:14.02	1.25	9.23
5	8	481103	ANDRIENKO Aleksander	1990	RUS	1:06.05 (8)	1:08.07 (2)	2:14.12	1.35	9.96
6	2	481463	PYASIK Evgenij	1993	RUS	1:05.10 (4)	1:09.05 (10)	2:14.15	1.38	10.19
7	14	481785	EFIMOV Simon	1996	RUS	1:05.90 (6)	1:08.48 (6)	2:14.38	1.61	11.88
8	20	550054	ZVEJNIEKS Kristaps	1992	LAT	1:06.99 (22)	1:08.11 (3)	2:15.10	2.33	17.20
9	5	6190276	BRONDEX Alexis	1996	FRA	1:06.12 (9)	1:09.07 (11)	2:15.19	2.42	17.86
10	13	690208	DELSANTE Rocco	1991	ITA	1:06.27 (10)	1:09.00 (9)	2:15.27	2.50	18.45
11	9	511817	STRICKER Martin	1991	SUI	1:06.01 (7)	1:09.27 (16)	2:15.28	2.51	18.53
12	15	103855	RIVET Philippe	1992	CAN	1:06.55 (14)	1:09.08 (12)	2:15.63	2.86	21.11
13	30	6190467	PIOLAINE Simon	1997	FRA	1:06.46 (12)	1:09.19 (15)	2:15.65	2.88	21.26
14	17	690616	TENTORI Michelangelo	1991	ITA	1:06.62 (16)	1:09.09 (13)	2:15.71	2.94	21.70
15	37	790025	LAMHAMEDI Adam	1995	MAR	1:07.05 (23)	1:08.68 (7)	2:15.73	2.96	21.85
16	22	54383	KOGLER Tobias	1996	AUT	1:06.56 (15)	1:09.36 (18)	2:15.92	3.15	23.25
17	53	700941	KATRENIC Henrich	1998	SVK	1:06.71 (17)	1:09.44 (20)	2:16.15	3.38	24.95
18	27	6190203	ARENE Martin	1996	FRA	1:06.84 (21)	1:09.47 (21)	2:16.31	3.54	26.13
19	49	512239	DOBLER Yannik	1997	SUI	1:06.48 (13)	1:09.98 (24)	2:16.46	3.69	27.24
20	23	151060	PAULUS Daniel	1994	CZE	1:06.36 (11)	1:10.12 (27)	2:16.48	3.71	27.38
21	32	700868	FALAT Matej	1993	SVK	1:07.34 (27)	1:09.18 (14)	2:16.52	3.75	27.68
22	19	6190286	COLTIER Alexandre	1996	FRA	1:07.44 (28)	1:09.27 (16)	2:16.71	3.94	29.08
23	33	6190628	ANGUENOT Leo	1998	FRA	1:07.44 (28)	1:09.36 (18)	2:16.80	4.03	29.75
24	21	6290151	BERETTA Carlo	1992	ITA	1:07.13 (24)	1:09.74 (22)	2:16.87	4.10	30.26
25	54	700901	HYSKA Martin	1994	SVK	1:06.78 (20)	1:10.30 (30)	2:17.08	4.31	31.81
26	26	502069	PERSSON Jesper	1995	SWE	1:06.73 (19)	1:10.54 (32)	2:17.27	4.50	33.22
27	42	54307	GRUBER Christof	1995	AUT	1:07.30 (26)	1:10.02 (26)	2:17.32	4.55	33.58
28	40	430668	DZIEDZIC Andrzej	1995	POL	1:07.74 (32)	1:09.88 (23)	2:17.62	4.85	35.80
29	12	54242	BINDERITSC Bernhard	1994	AUT	1:07.74 (32)	1:10.01 (25)	2:17.75	4.98	36.76
30	38	790026	LAMHAMEDI Sami	1997	MAR	1:07.67 (30)	1:10.20 (28)	2:17.87	5.10	37.64
31	3	304242	NARITA Hideyuki	1993	JPN	1:07.69 (31)	1:10.29 (29)	2:17.98	5.21	38.46
32	50	104516	BEURIVAGE Justin	1997	CAN	1:07.74 (32)	1:10.66 (34)	2:18.40	5.63	41.56
33	18	103751	TOUTANT Simon-Claude	1991	CAN	1:07.93 (40)	1:10.87 (35)	2:18.80	6.03	44.51
34	46	6531228	BARONOS Alex	1995	GBR	1:07.77 (36)	1:11.12 (36)	2:18.89	6.12	45.17
35	77	320370	LEE Dong-Geun	1994	KOR	1:08.56 (44)	1:10.58 (33)	2:19.14	6.37	47.02
36	71	561371	NAPOTNIK Jan	1997	SLO	1:08.87 (46)	1:10.47 (31)	2:19.34	6.57	48.49
37	25	481845	SVITKOV Gennadiy	1997	RUS	1:08.08 (43)	1:11.33 (38)	2:19.41	6.64	49.01
38	72	400268	BORSBOOM Olaf	1995	NED	1:07.75 (35)	1:11.84 (40)	2:19.59	6.82	50.34
39	45	110350	FIGUEROA Andres	1996	CHI	1:07.19 (25)	1:12.75 (46)	2:19.94	7.17	52.92
40	58	104268	MERCIER ROBIN William	1995	CAN	1:07.80 (38)	1:12.21 (41)	2:20.01	7.24	53.44





Almaty 2017
28th WINTER UNIVERSIADE

Shymbulak Ski Resort

SAT 4 FEB 2017
Start Time 13:00

Alpine Skiing

Men's Giant Slalom



Official Results

Number of Competitors: 98, Number of Countries: 32

F-factor: 980

Rank	Bib	FIS Code	Name	Year of Birth	CTRY Code	Run 1	Run 2	Total	Diff.	Race Points
41	43	103984	LAJOIE Vincent	1993	CAN	1:09.14 (49)	1:11.14 (37)	2:20.28	7.51	55.43
42	55	550066	ZVEJNIEKS Miks	1995	LAT	1:09.20 (50)	1:11.76 (39)	2:20.96	8.19	60.45
43	62	151173	KRAL Petr	1996	CZE	1:09.12 (48)	1:12.64 (44)	2:21.76	8.99	66.36
44	66	670080	KUCHIN Zakhar	1997	KAZ	1:09.78 (53)	1:12.60 (42)	2:22.38	9.61	70.93
45	39	512148	HEINZMANN Simon	1995	SUI	1:09.86 (55)	1:12.63 (43)	2:22.49	9.72	71.75
46	57	320386	JO Kwang-Ho	1995	KOR	1:09.78 (53)	1:12.78 (47)	2:22.56	9.79	72.26
46	52	320391	KIM Dong-Woo	1995	KOR	1:09.11 (47)	1:13.45 (48)	2:22.56	9.79	72.26
48	61	502065	OHLSSON Erik	1995	SWE	1:09.93 (56)	1:12.68 (45)	2:22.61	9.84	72.63
49	64	430667	BIALOBRZYCKI Dominik	1995	POL	1:09.33 (51)	1:13.52 (49)	2:22.85	10.08	74.40
50	76	310410	VUKOVIC Andrija	1994	SRB	1:09.60 (52)	1:14.22 (52)	2:23.82	11.05	81.56
51	78	780013	ZAVECKAS Rokas	1996	LTU	1:10.20 (58)	1:13.71 (51)	2:23.91	11.14	82.23
52	63	320379	CHOI Chang-Hyun	1994	KOR	1:10.56 (59)	1:13.55 (50)	2:24.11	11.34	83.70
53	65	770015	TIMOFEEV Evgeniy	1994	KGZ	1:10.09 (57)	1:14.40 (53)	2:24.49	11.72	86.51
54	69	210040	TUKHTAEV Kamiljon	1997	UZB	1:11.32 (62)	1:14.72 (54)	2:26.04	13.27	97.95
55	68	670082	DANOV Sergey	1997	KAZ	1:11.20 (61)	1:15.10 (55)	2:26.30	13.53	99.87
56	75	520170	DENIZ Serdar	1997	TUR	1:11.97 (63)	1:17.04 (58)	2:29.01	16.24	119.87
57	84	340440	BEHLOK Allen	1998	LBN	1:15.22 (68)	1:16.92 (57)	2:32.14	19.37	142.97
58	83	690732	MARIICHYN Andriy	1995	UKR	1:15.86 (70)	1:16.33 (56)	2:32.19	19.42	143.34
59	70	30405	BACIGALUPO Tomas	1998	ARG	1:13.69 (66)	1:18.66 (61)	2:32.35	19.58	144.52
60	82	390039	VIRRO Sten-Mark	1997	EST	1:14.35 (67)	1:18.22 (60)	2:32.57	19.80	146.15
61	80	340447	ZINA Jeffrey	1998	LBN	1:15.75 (69)	1:17.63 (59)	2:33.38	20.61	152.13
62	87	690721	HAM Ihor	1995	UKR	1:16.15 (71)	1:21.24 (62)	2:37.39	24.62	181.72
63	86	690752	KOVBASNYUK Taras	1997	UKR	1:19.47 (72)	1:21.63 (63)	2:41.10	28.33	209.11
64	85	210041	BUKHARBAEV Damir	1996	UZB	1:25.35 (73)	1:23.04 (64)	2:48.39	35.62	262.92
65	96	830026	SOKHIBNAZARI Tursunmurod	1996	TJK	1:26.88 (74)	1:32.59 (65)	2:59.47	46.70	344.70
66	93	830025	SAYFIDDINI Nizomiddin	1999	TJK	1:34.33 (76)	1:32.92 (66)	3:07.25	54.48	402.13
67	94	120078	FANG Xiang	1994	CHN	1:33.51 (75)	1:45.65 (68)	3:19.16	1:06.39	490.04
68	92	120077	SUN Ji	1991	CHN	1:39.45 (77)	1:42.32 (67)	3:21.77	1:09.00	509.30

DID NOT FINISH RUN 2: 9 competitors

31	54373	SENDLHOFER Lukas	1996	AUT	1:08.04 (42)					
34	104015	SCHUESSLER BEDARD William	1993	CAN	1:07.79 (37)					
35	6292052	RIGAMONTI Giacomo	1996	ITA	1:07.98 (41)					
36	501508	NYBERG Jonas	1990	SWE	1:07.81 (39)					
41	501542	KAHRE Rickard	1991	SWE	1:06.72 (18)					
48	501436	ERIKSSON Jakob	1990	SWE	1:10.71 (60)					
56	430550	KLUSAK Jakob	1992	POL	1:08.60 (45)					
81	240122	SZEPESI Bertold	1990	HUN	1:13.53 (65)					
90	690737	TSIBELENKO Levko	1996	UKR	1:12.40 (64)					



Official Results

Number of Competitors: 98, Number of Countries: 32

F-factor: 980

Rank	Bib	FIS Code	Name	Year of Birth	CTRY Code	Run 1	Run 2	Total	Diff.	Race Points
DID NOT FINISH RUN 1: 19 competitors										
	1	400237	MEINERS Maarten	1992	NED					
	6	511902	ZENHAEUSERN Ramon	1992	SUI					
	16	481549	STUKOV Maksim	1994	RUS					
	24	151024	KOTZMANN Adam	1993	CZE					
	28	54233	LEITGEB Richard	1994	AUT					
	44	481875	RIABITCA Konstantin	1997	RUS					
	47	561360	KRALJ Zan	1997	SLO					
	51	6190488	KLUFTS Evan	1997	FRA					
	60	151110	STEPAN Martin	1995	CZE					
	67	110356	OPPLIGER Lucas	1996	CHI					
	73	320390	LEE Jang-Woo	1995	KOR					
	74	520164	TOPALOGLU Mustafa	1996	TUR					
	79	670079	SYSSOYEV Alexey	1996	KAZ					
	88	340337	ABOU JAOUDE Alexandre	1996	LBN					
	89	770018	GORDEEV Maksim	1995	KGZ					
	91	830024	KARIMOV Doniyor	1996	TJK					
	95	780020	ALEKSANDRAVICIUS Vilius	1995	LTU					
	100	680066	OGBAIDZE Sandro	1996	GEO					
	101	680062	NATADZE Shota	1996	GEO					

DISQUALIFIED RUN 1: 1 competitor

29	150834	ZIKA Adam	1989	CZE	1:15.46					Rule 614.2.3
----	--------	-----------	------	-----	---------	--	--	--	--	--------------

DID NOT START RUN 1: 1 competitor

59	320417	KIM Dong-Cheul	1997	KOR						
----	--------	----------------	------	-----	--	--	--	--	--	--

Reason for disqualification:

614.2.3 Interdiction to Continue after a competitor stops

Forerunners							
Run 1	A - GRIGOROV Roman	KAZ	B - SATKEEV Islan	KAZ	C - ZELGER Gian	SUI	
	D - HEHLI Gian-Andrea	SUI					
Run 2	A - GRIGOROV Roman	KAZ	B - SATKEEV Islan	KAZ	C - ZELGER Gian	SUI	
	D - HEHLI Gian-Andrea	SUI					

Conditions on course			
Run 1: PARTLY CLOUDY	Snow: HARD	Temperature - Start: -16°C / 3.2°F	Temperature - Finish: -12°C / 10.4°F
Run 2: CLOUDY	Snow: HARD	Temperature - Start: -18°C / -4°F	Temperature - Finish: -17°C / 1.4°F

04-02-2017 / ALMATY (KAZ) / 1182

ALPMGS-----_73C 1.0

Report Created SAT 4 FEB 2017 14:33

Page 3/3





Performance Analysis by Rank

Number of Competitors: 68, Number of Countries: 30

Rank	Bib	Name	CTRY Code	Positions			Partials		Difference Time		
				Run	Pos	Time	Rank	Pos		Time	Rank
1	4	BOSCA Giulio Giovanni	ITA	Run 1:	Int 1:	31.19	(2)	I1-Fin:	33.76	(2)	0.43
					Fin:	1:04.95	(2)				0.35
				Run 2:	Int 1:	32.40	(1)	I1-Fin:	35.42	(2)	0.00
					Fin:	1:07.82	(1)				0.00
		Total:	Int 1:	1:37.35	(3)				64.98		
				Fin:	2:12.77	(1)			0.00		
2	7	MUELLER Joel	SUI	Run 1:	Int 1:	30.76	(1)	I1-Fin:	33.84	(4)	0.00
					Fin:	1:04.60	(1)				0.00
				Run 2:	Int 1:	32.63	(6)	I1-Fin:	35.76	(9)	0.23
					Fin:	1:08.39	(5)				0.57
		Total:	Int 1:	1:37.23	(2)				64.86		
				Fin:	2:12.99	(2)			0.22		
3	10	NOGER Cedric	SUI	Run 1:	Int 1:	31.29	(4)	I1-Fin:	33.77	(3)	0.53
					Fin:	1:05.06	(3)				0.46
				Run 2:	Int 1:	32.72	(9)	I1-Fin:	35.61	(6)	0.32
					Fin:	1:08.33	(4)				0.51
		Total:	Int 1:	1:37.78	(5)				65.41		
				Fin:	2:13.39	(3)			0.62		
4	11	GUALAZZI Michele	ITA	Run 1:	Int 1:	31.20	(3)	I1-Fin:	34.02	(6)	0.44
					Fin:	1:05.22	(5)				0.62
				Run 2:	Int 1:	32.63	(6)	I1-Fin:	36.17	(14)	0.23
					Fin:	1:08.80	(8)				0.98
		Total:	Int 1:	1:37.85	(6)				65.48		
				Fin:	2:14.02	(4)			1.25		
5	8	ANDRIENKO Aleksander	RUS	Run 1:	Int 1:	31.72	(10)	I1-Fin:	34.33	(12)	0.96
					Fin:	1:06.05	(8)				1.45
				Run 2:	Int 1:	32.61	(4)	I1-Fin:	35.46	(4)	0.21
					Fin:	1:08.07	(2)				0.25
		Total:	Int 1:	1:38.66	(7)				66.29		
				Fin:	2:14.12	(5)			1.35		
6	2	PYASIK Evgenij	RUS	Run 1:	Int 1:	31.43	(6)	I1-Fin:	33.67	(1)	0.67
					Fin:	1:05.10	(4)				0.50
				Run 2:	Int 1:	32.62	(5)	I1-Fin:	36.43	(21)	0.22
					Fin:	1:09.05	(10)				1.23
		Total:	Int 1:	1:37.72	(4)				65.35		
				Fin:	2:14.15	(6)			1.38		
7	14	EFIMOV Simon	RUS	Run 1:	Int 1:	31.78	(11)	I1-Fin:	34.12	(8)	1.02
					Fin:	1:05.90	(6)				1.30
				Run 2:	Int 1:	33.00	(14)	I1-Fin:	35.48	(5)	0.60
					Fin:	1:08.48	(6)				0.66
		Total:	Int 1:	1:38.90	(8)				66.53		
				Fin:	2:14.38	(7)			1.61		



Performance Analysis by Rank

Rank	Bib	Name	CTRY Code	Positions			Partials		Difference Time			
				Run	Int	Pos	Time	Rank				
8	20	ZVEJNIEKS Kristaps	LAT	Run 1:	Int 1:	31.55	(8)	I1-Fin:	35.44	(43)	0.79	
					Fin:	1:06.99	(22)					
					Run 2:	Int 1:	32.67	(8)	I1-Fin:	35.44	(3)	0.27
					Fin:	1:08.11	(3)					
					Total:	Int 1:	1:39.66	(16)				67.29
						Fin:	2:15.10	(8)				2.33
9	5	BRONDEX Alexis	FRA	Run 1:	Int 1:	31.64	(9)	I1-Fin:	34.48	(15)	0.88	
					Fin:	1:06.12	(9)					
					Run 2:	Int 1:	33.23	(17)	I1-Fin:	35.84	(10)	0.83
					Fin:	1:09.07	(11)					
					Total:	Int 1:	1:39.35	(11)				66.98
						Fin:	2:15.19	(9)				2.42
10	13	DELSANTE Rocco	ITA	Run 1:	Int 1:	31.33	(5)	I1-Fin:	34.94	(28)	0.57	
					Fin:	1:06.27	(10)					
					Run 2:	Int 1:	33.30	(20)	I1-Fin:	35.70	(7)	0.90
					Fin:	1:09.00	(9)					
					Total:	Int 1:	1:39.57	(14)				67.20
						Fin:	2:15.27	(10)				2.50
11	9	STRICKER Martin	SUI	Run 1:	Int 1:	31.88	(15)	I1-Fin:	34.13	(9)	1.12	
					Fin:	1:06.01	(7)					
					Run 2:	Int 1:	33.38	(23)	I1-Fin:	35.89	(12)	0.98
					Fin:	1:09.27	(16)					
					Total:	Int 1:	1:39.39	(12)				67.02
						Fin:	2:15.28	(11)				2.51
12	15	RIVET Philippe	CAN	Run 1:	Int 1:	31.80	(12)	I1-Fin:	34.75	(21)	1.04	
					Fin:	1:06.55	(14)					
					Run 2:	Int 1:	32.50	(3)	I1-Fin:	36.58	(31)	0.10
					Fin:	1:09.08	(12)					
					Total:	Int 1:	1:39.05	(10)				66.68
						Fin:	2:15.63	(12)				2.86
13	30	PIOLAINE Simon	FRA	Run 1:	Int 1:	31.50	(7)	I1-Fin:	34.96	(30)	0.74	
					Fin:	1:06.46	(12)					
					Run 2:	Int 1:	32.49	(2)	I1-Fin:	36.70	(33)	0.09
					Fin:	1:09.19	(15)					
					Total:	Int 1:	1:38.95	(9)				66.58
						Fin:	2:15.65	(13)				2.88
14	17	TENTORI Michelangelo	ITA	Run 1:	Int 1:	32.15	(18)	I1-Fin:	34.47	(14)	1.39	
					Fin:	1:06.62	(16)					
					Run 2:	Int 1:	33.36	(22)	I1-Fin:	35.73	(8)	0.96
					Fin:	1:09.09	(13)					
					Total:	Int 1:	1:39.98	(19)				67.61
						Fin:	2:15.71	(14)				2.94



Performance Analysis by Rank

Rank	Bib	Name	CTRY Code	Positions			Partials		Difference Time		
				Run	Int	Pos	Time	Rank			
15	37	LAMHAMEDI Adam	MAR	Run 1:	Int 1:	32.59	(28)	I1-Fin:	34.46	(13)	1.83
					Fin:	1:07.05	(23)				
				Run 2:	Int 1:	33.28	(19)	I1-Fin:	35.40	(1)	0.88
					Fin:	1:08.68	(7)				
				Total:	Int 1:	1:40.33	(24)				67.96
					Fin:	2:15.73	(15)				
16	22	KOGLER Tobias	AUT	Run 1:	Int 1:	31.85	(14)	I1-Fin:	34.71	(20)	1.09
					Fin:	1:06.56	(15)				
				Run 2:	Int 1:	32.90	(11)	I1-Fin:	36.46	(22)	0.50
					Fin:	1:09.36	(18)				
				Total:	Int 1:	1:39.46	(13)				67.09
					Fin:	2:15.92	(16)				
17	53	KATRENIC Henrich	SVK	Run 1:	Int 1:	32.23	(20)	I1-Fin:	34.48	(15)	1.47
					Fin:	1:06.71	(17)				
				Run 2:	Int 1:	32.94	(12)	I1-Fin:	36.50	(26)	0.54
					Fin:	1:09.44	(20)				
				Total:	Int 1:	1:39.65	(15)				67.28
					Fin:	2:16.15	(17)				
18	27	ARENE Martin	FRA	Run 1:	Int 1:	31.84	(13)	I1-Fin:	35.00	(31)	1.08
					Fin:	1:06.84	(21)				
				Run 2:	Int 1:	33.26	(18)	I1-Fin:	36.21	(15)	0.86
					Fin:	1:09.47	(21)				
				Total:	Int 1:	1:40.10	(20)				67.73
					Fin:	2:16.31	(18)				
19	49	DOBLER Yannik	SUI	Run 1:	Int 1:	32.63	(33)	I1-Fin:	33.85	(5)	1.87
					Fin:	1:06.48	(13)				
				Run 2:	Int 1:	33.34	(21)	I1-Fin:	36.64	(32)	0.94
					Fin:	1:09.98	(24)				
				Total:	Int 1:	1:39.82	(17)				67.45
					Fin:	2:16.46	(19)				
20	23	PAULUS Daniel	CZE	Run 1:	Int 1:	32.09	(17)	I1-Fin:	34.27	(11)	1.33
					Fin:	1:06.36	(11)				
				Run 2:	Int 1:	33.90	(33)	I1-Fin:	36.22	(16)	1.50
					Fin:	1:10.12	(27)				
				Total:	Int 1:	1:40.26	(23)				67.89
					Fin:	2:16.48	(20)				
21	32	FALAT Matej	SVK	Run 1:	Int 1:	32.04	(16)	I1-Fin:	35.30	(41)	1.28
					Fin:	1:07.34	(27)				
				Run 2:	Int 1:	32.80	(10)	I1-Fin:	36.38	(20)	0.40
					Fin:	1:09.18	(14)				
				Total:	Int 1:	1:40.14	(21)				67.77
					Fin:	2:16.52	(21)				



Performance Analysis by Rank

Rank	Bib	Name	CTRY	Positions			Partials		Difference		
				Code	Pos	Time	Rank	Pos		Time	Rank
22	19	COLTIER Alexandre	FRA	Run 1:	Int 1:	32.29	(22)	I1-Fin:	35.15	(38)	1.53
					Fin:	1:07.44	(28)				
				Run 2:	Int 1:	32.94	(12)	I1-Fin:	36.33	(18)	0.54
					Fin:	1:09.27	(16)				
	Total:	Int 1:	1:40.38	(25)				68.01			
			Fin:	2:16.71	(22)				3.94		
23	33	ANGUENOT Leo	FRA	Run 1:	Int 1:	32.58	(27)	I1-Fin:	34.86	(26)	1.82
					Fin:	1:07.44	(28)				
				Run 2:	Int 1:	33.14	(15)	I1-Fin:	36.22	(16)	0.74
					Fin:	1:09.36	(18)				
	Total:	Int 1:	1:40.58	(26)				68.21			
			Fin:	2:16.80	(23)				4.03		
24	21	BERETTA Carlo	ITA	Run 1:	Int 1:	32.61	(29)	I1-Fin:	34.52	(17)	1.85
					Fin:	1:07.13	(24)				
				Run 2:	Int 1:	33.87	(32)	I1-Fin:	35.87	(11)	1.47
					Fin:	1:09.74	(22)				
	Total:	Int 1:	1:41.00	(28)				68.63			
			Fin:	2:16.87	(24)				4.10		
25	54	HYSKA Martin	SVK	Run 1:	Int 1:	32.17	(19)	I1-Fin:	34.61	(18)	1.41
					Fin:	1:06.78	(20)				
				Run 2:	Int 1:	33.17	(16)	I1-Fin:	37.13	(39)	0.77
					Fin:	1:10.30	(30)				
	Total:	Int 1:	1:39.95	(18)				67.58			
			Fin:	2:17.08	(25)				4.31		
26	26	PERSSON Jesper	SWE	Run 1:	Int 1:	32.47	(25)	I1-Fin:	34.26	(10)	1.71
					Fin:	1:06.73	(19)				
				Run 2:	Int 1:	33.51	(25)	I1-Fin:	37.03	(37)	1.11
					Fin:	1:10.54	(32)				
	Total:	Int 1:	1:40.24	(22)				67.87			
			Fin:	2:17.27	(26)				4.50		
27	42	GRUBER Christof	AUT	Run 1:	Int 1:	32.69	(35)	I1-Fin:	34.61	(18)	1.93
					Fin:	1:07.30	(26)				
				Run 2:	Int 1:	33.54	(27)	I1-Fin:	36.48	(24)	1.14
					Fin:	1:10.02	(26)				
	Total:	Int 1:	1:40.84	(27)				68.47			
			Fin:	2:17.32	(27)				4.55		
28	40	DZIEDZIC Andrzej	POL	Run 1:	Int 1:	32.61	(29)	I1-Fin:	35.13	(36)	1.85
					Fin:	1:07.74	(32)				
				Run 2:	Int 1:	33.95	(34)	I1-Fin:	35.93	(13)	1.55
					Fin:	1:09.88	(23)				
	Total:	Int 1:	1:41.69	(34)				69.32			
			Fin:	2:17.62	(28)				4.85		



Performance Analysis by Rank

Rank	Bib	Name	CTRY Code	Positions			Partials		Difference Time		
				Run	Int	Pos	Time	Rank			
29	12	BINDERITSCH Bernhard	AUT	Run 1:	Int 1:	32.56	(26)	I1-Fin:	35.18	(39)	1.80
					Fin:	1:07.74	(32)				
				Run 2:	Int 1:	33.53	(26)	I1-Fin:	36.48	(24)	1.13
					Fin:	1:10.01	(25)				
				Total:	Int 1:	1:41.27	(29)				68.90
					Fin:	2:17.75	(29)				4.98
30	38	LAMHAMEDI Sami	MAR	Run 1:	Int 1:	32.82	(39)	I1-Fin:	34.85	(25)	2.06
					Fin:	1:07.67	(30)				
				Run 2:	Int 1:	33.65	(29)	I1-Fin:	36.55	(28)	1.25
					Fin:	1:10.20	(28)				
				Total:	Int 1:	1:41.32	(30)				68.95
					Fin:	2:17.87	(30)				5.10
31	3	NARITA Hideyuki	JPN	Run 1:	Int 1:	32.92	(41)	I1-Fin:	34.77	(22)	2.16
					Fin:	1:07.69	(31)				
				Run 2:	Int 1:	33.74	(30)	I1-Fin:	36.55	(28)	1.34
					Fin:	1:10.29	(29)				
				Total:	Int 1:	1:41.43	(32)				69.06
					Fin:	2:17.98	(31)				5.21
32	50	BEURIVAGE Justin	CAN	Run 1:	Int 1:	32.73	(37)	I1-Fin:	35.01	(33)	1.97
					Fin:	1:07.74	(32)				
				Run 2:	Int 1:	33.64	(28)	I1-Fin:	37.02	(36)	1.24
					Fin:	1:10.66	(34)				
				Total:	Int 1:	1:41.38	(31)				69.01
					Fin:	2:18.40	(32)				5.63
33	18	TOUTANT Simon-Claude	CAN	Run 1:	Int 1:	32.90	(40)	I1-Fin:	35.03	(34)	2.14
					Fin:	1:07.93	(40)				
				Run 2:	Int 1:	34.33	(36)	I1-Fin:	36.54	(27)	1.93
					Fin:	1:10.87	(35)				
				Total:	Int 1:	1:42.26	(37)				69.89
					Fin:	2:18.80	(33)				6.03
34	46	BAROUNOS Alex	GBR	Run 1:	Int 1:	32.95	(42)	I1-Fin:	34.82	(23)	2.19
					Fin:	1:07.77	(36)				
				Run 2:	Int 1:	33.80	(31)	I1-Fin:	37.32	(41)	1.40
					Fin:	1:11.12	(36)				
				Total:	Int 1:	1:41.57	(33)				69.20
					Fin:	2:18.89	(34)				6.12
35	77	LEE Dong-Geun	KOR	Run 1:	Int 1:	33.04	(44)	I1-Fin:	35.52	(45)	2.28
					Fin:	1:08.56	(44)				
				Run 2:	Int 1:	33.49	(24)	I1-Fin:	37.09	(38)	1.09
					Fin:	1:10.58	(33)				
				Total:	Int 1:	1:42.05	(35)				69.68
					Fin:	2:19.14	(35)				6.37



Performance Analysis by Rank

Rank	Bib	Name	CTRY Code	Positions			Partials		Difference Time		
				Run	Int	Pos	Time	Rank			
36	71	NAPOTNIK Jan	SLO	Run 1:	Int 1:	33.46	(49)	I1-Fin:	35.41	(42)	2.70
					Fin:	1:08.87	(46)				
				Run 2:	Int 1:	34.12	(35)	I1-Fin:	36.35	(19)	1.72
					Fin:	1:10.47	(31)				
				Total:	Int 1:	1:42.99	(39)				70.62
					Fin:	2:19.34	(36)				6.57
37	25	SVITKOV Gennadiy	RUS	Run 1:	Int 1:	32.37	(23)	I1-Fin:	35.71	(50)	1.61
					Fin:	1:08.08	(43)				
				Run 2:	Int 1:	1:11.33	(38)	I1-Fin:			3.51
					Fin:	2:19.41	(37)				6.64
				Total:	Int 1:	32.37	(1)				0.00
					Fin:	2:19.41	(37)				6.64
38	72	BORSBOOM Olaf	NED	Run 1:	Int 1:	32.71	(36)	I1-Fin:	35.04	(35)	1.95
					Fin:	1:07.75	(35)				
				Run 2:	Int 1:	34.69	(40)	I1-Fin:	37.15	(40)	2.29
					Fin:	1:11.84	(40)				
				Total:	Int 1:	1:42.44	(38)				70.07
					Fin:	2:19.59	(38)				6.82
39	45	FIGUEROA Andres	CHI	Run 1:	Int 1:	32.27	(21)	I1-Fin:	34.92	(27)	1.51
					Fin:	1:07.19	(25)				
				Run 2:	Int 1:	36.28	(54)	I1-Fin:	36.47	(23)	3.88
					Fin:	1:12.75	(46)				
				Total:	Int 1:	1:43.47	(40)				71.10
					Fin:	2:19.94	(39)				7.17
40	58	MERCIER ROBIN William	CAN	Run 1:	Int 1:	32.80	(38)	I1-Fin:	35.00	(31)	2.04
					Fin:	1:07.80	(38)				
				Run 2:	Int 1:	34.40	(37)	I1-Fin:	37.81	(45)	2.00
					Fin:	1:12.21	(41)				
				Total:	Int 1:	1:42.20	(36)				69.83
					Fin:	2:20.01	(40)				7.24
41	43	LAJOIE Vincent	CAN	Run 1:	Int 1:	33.91	(55)	I1-Fin:	35.23	(40)	3.15
					Fin:	1:09.14	(49)				
				Run 2:	Int 1:	34.57	(39)	I1-Fin:	36.57	(30)	2.17
					Fin:	1:11.14	(37)				
				Total:	Int 1:	1:43.71	(41)				71.34
					Fin:	2:20.28	(41)				7.51
42	55	ZVEJNIEKS Miks	LAT	Run 1:	Int 1:	33.43	(48)	I1-Fin:	35.77	(51)	2.67
					Fin:	1:09.20	(50)				
				Run 2:	Int 1:	35.03	(42)	I1-Fin:	36.73	(34)	2.63
					Fin:	1:11.76	(39)				
				Total:	Int 1:	1:44.23	(44)				71.86
					Fin:	2:20.96	(42)				8.19



Performance Analysis by Rank

Rank	Bib	Name	CTRY Code	Positions			Partials		Difference Time		
				Run	Int	Pos	Time	Rank			
43	62	KRAL Petr	CZE	Run 1:	Int 1:	33.47	(50)	I1-Fin:	35.65	(48)	2.71
					Fin:	1:09.12	(48)				
				Run 2:	Int 1:	35.16	(46)	I1-Fin:	37.48	(42)	2.76
					Fin:	1:12.64	(44)				
				Total:	Int 1:	1:44.28	(45)				71.91
					Fin:	2:21.76	(43)				8.99
44	66	KUCHIN Zakhar	KAZ	Run 1:	Int 1:	34.24	(58)	I1-Fin:	35.54	(46)	3.48
					Fin:	1:09.78	(53)				
				Run 2:	Int 1:	35.59	(51)	I1-Fin:	37.01	(35)	3.19
					Fin:	1:12.60	(42)				
				Total:	Int 1:	1:45.37	(50)				73.00
					Fin:	2:22.38	(44)				9.61
45	39	HEINZMANN Simon	SUI	Run 1:	Int 1:	32.62	(32)	I1-Fin:	37.24	(62)	1.86
					Fin:	1:09.86	(55)				
				Run 2:	Int 1:	35.04	(43)	I1-Fin:	37.59	(43)	2.64
					Fin:	1:12.63	(43)				
				Total:	Int 1:	1:44.90	(47)				72.53
					Fin:	2:22.49	(45)				9.72
46	57	JO Kwang-Ho	KOR	Run 1:	Int 1:	33.58	(52)	I1-Fin:	36.20	(55)	2.82
					Fin:	1:09.78	(53)				
				Run 2:	Int 1:	34.43	(38)	I1-Fin:	38.35	(49)	2.03
					Fin:	1:12.78	(47)				
				Total:	Int 1:	1:44.21	(43)				71.84
					Fin:	2:22.56	(46)				9.79
46	52	KIM Dong-Woo	KOR	Run 1:	Int 1:	33.27	(47)	I1-Fin:	35.84	(53)	2.51
					Fin:	1:09.11	(47)				
				Run 2:	Int 1:	35.04	(43)	I1-Fin:	38.41	(51)	2.64
					Fin:	1:13.45	(48)				
				Total:	Int 1:	1:44.15	(42)				71.78
					Fin:	2:22.56	(46)				9.79
48	61	OHLSSON Erik	SWE	Run 1:	Int 1:	33.67	(53)	I1-Fin:	36.26	(56)	2.91
					Fin:	1:09.93	(56)				
				Run 2:	Int 1:	35.01	(41)	I1-Fin:	37.67	(44)	2.61
					Fin:	1:12.68	(45)				
				Total:	Int 1:	1:44.94	(48)				72.57
					Fin:	2:22.61	(48)				9.84
49	64	BIALOBRZYCKI Dominik	POL	Run 1:	Int 1:	33.49	(51)	I1-Fin:	35.84	(53)	2.73
					Fin:	1:09.33	(51)				
				Run 2:	Int 1:	35.34	(47)	I1-Fin:	38.18	(47)	2.94
					Fin:	1:13.52	(49)				
				Total:	Int 1:	1:44.67	(46)				72.30
					Fin:	2:22.85	(49)				10.08



Performance Analysis by Rank

Rank	Bib	Name	CTRY Code	Positions			Partials		Difference Time
				Run	Int	Pos	Time	Rank	
50	76	VUKOVIC Andrija	SRB	Run 1:	Int 1:	33.99 (57)	I1-Fin:	35.61 (47)	3.23
					Fin:	1:09.60 (52)			
				Run 2:	Int 1:	35.44 (49)	I1-Fin:	38.78 (53)	3.04
					Fin:	1:14.22 (52)			
				Total:	Int 1:	1:45.04 (49)			72.67
	Fin:	2:23.82 (50)			11.05				
51	78	ZAVECKAS Rokas	LTU	Run 1:	Int 1:	33.94 (56)	I1-Fin:	36.26 (56)	3.18
					Fin:	1:10.20 (58)			
				Run 2:	Int 1:	35.42 (48)	I1-Fin:	38.29 (48)	3.02
					Fin:	1:13.71 (51)			
				Total:	Int 1:	1:45.62 (51)			73.25
	Fin:	2:23.91 (51)			11.14				
52	63	CHOI Chang-Hyun	KOR	Run 1:	Int 1:	33.70 (54)	I1-Fin:	36.86 (61)	2.94
					Fin:	1:10.56 (59)			
				Run 2:	Int 1:	35.15 (45)	I1-Fin:	38.40 (50)	2.75
					Fin:	1:13.55 (50)			
				Total:	Int 1:	1:45.71 (52)			73.34
	Fin:	2:24.11 (52)			11.34				
53	65	TIMOFEEV Evgeniy	KGZ	Run 1:	Int 1:	34.32 (59)	I1-Fin:	35.77 (51)	3.56
					Fin:	1:10.09 (57)			
				Run 2:	Int 1:	36.25 (53)	I1-Fin:	38.15 (46)	3.85
					Fin:	1:14.40 (53)			
				Total:	Int 1:	1:46.34 (53)			73.97
	Fin:	2:24.49 (53)			11.72				
54	69	TUKHTAEV Kamiljon	UZB	Run 1:	Int 1:	34.58 (60)	I1-Fin:	36.74 (60)	3.82
					Fin:	1:11.32 (62)			
				Run 2:	Int 1:	35.52 (50)	I1-Fin:	39.20 (54)	3.12
					Fin:	1:14.72 (54)			
				Total:	Int 1:	1:46.84 (54)			74.47
	Fin:	2:26.04 (54)			13.27				
55	68	DANOV Sergey	KAZ	Run 1:	Int 1:	34.82 (63)	I1-Fin:	36.38 (58)	4.06
					Fin:	1:11.20 (61)			
				Run 2:	Int 1:	36.66 (55)	I1-Fin:	38.44 (52)	4.26
					Fin:	1:15.10 (55)			
				Total:	Int 1:	1:47.86 (55)			75.49
	Fin:	2:26.30 (55)			13.53				
56	75	DENIZ Serdar	TUR	Run 1:	Int 1:	35.58 (64)	I1-Fin:	36.39 (59)	4.82
					Fin:	1:11.97 (63)			
				Run 2:	Int 1:	36.91 (56)	I1-Fin:	40.13 (56)	4.51
					Fin:	1:17.04 (58)			
				Total:	Int 1:	1:48.88 (56)			76.51
	Fin:	2:29.01 (56)			16.24				



Performance Analysis by Rank

Rank	Bib	Name	CTRY Code	Positions			Partials		Difference Time		
				Run	Int	Pos	Time	Rank			
57	84	BEHLOK Allen	LBN	Run 1:	Int 1:	36.33	(68)	I1-Fin:	38.89	(67)	5.57
					Fin:	1:15.22	(68)				
				Run 2:	Int 1:	37.15	(57)	I1-Fin:	39.77	(55)	4.75
					Fin:	1:16.92	(57)				
				Total:	Int 1:	1:52.37	(60)				80.00
					Fin:	2:32.14	(57)				19.37
58	83	MARIICHYN Andriy	UKR	Run 1:	Int 1:	34.79	(62)	I1-Fin:	41.07	(70)	4.03
					Fin:	1:15.86	(70)				
				Run 2:	Int 1:	35.94	(52)	I1-Fin:	40.39	(58)	3.54
					Fin:	1:16.33	(56)				
				Total:	Int 1:	1:51.80	(58)				79.43
					Fin:	2:32.19	(58)				19.42
59	70	BACIGALUPO Tomas	ARG	Run 1:	Int 1:	35.77	(66)	I1-Fin:	37.92	(65)	5.01
					Fin:	1:13.69	(66)				
				Run 2:	Int 1:	37.62	(59)	I1-Fin:	41.04	(60)	5.22
					Fin:	1:18.66	(61)				
				Total:	Int 1:	1:51.31	(57)				78.94
					Fin:	2:32.35	(59)				19.58
60	82	VIRRO Sten-Mark	EST	Run 1:	Int 1:	36.55	(69)	I1-Fin:	37.80	(64)	5.79
					Fin:	1:14.35	(67)				
				Run 2:	Int 1:	37.85	(60)	I1-Fin:	40.37	(57)	5.45
					Fin:	1:18.22	(60)				
				Total:	Int 1:	1:52.20	(59)				79.83
					Fin:	2:32.57	(60)				19.80
61	80	ZINA Jeffrey	LBN	Run 1:	Int 1:	35.93	(67)	I1-Fin:	39.82	(69)	5.17
					Fin:	1:15.75	(69)				
				Run 2:	Int 1:	37.20	(58)	I1-Fin:	40.43	(59)	4.80
					Fin:	1:17.63	(59)				
				Total:	Int 1:	1:52.95	(61)				80.58
					Fin:	2:33.38	(61)				20.61
62	87	HAM Ihor	UKR	Run 1:	Int 1:	36.85	(70)	I1-Fin:	39.30	(68)	6.09
					Fin:	1:16.15	(71)				
				Run 2:	Int 1:	39.55	(63)	I1-Fin:	41.69	(61)	7.15
					Fin:	1:21.24	(62)				
				Total:	Int 1:	1:55.70	(62)				83.33
					Fin:	2:37.39	(62)				24.62
63	86	KOVBASNYUK Taras	UKR	Run 1:	Int 1:	38.38	(72)	I1-Fin:	41.09	(71)	7.62
					Fin:	1:19.47	(72)				
				Run 2:	Int 1:	39.30	(62)	I1-Fin:	42.33	(62)	6.90
					Fin:	1:21.63	(63)				
				Total:	Int 1:	1:58.77	(63)				86.40
					Fin:	2:41.10	(63)				28.33



Performance Analysis by Rank

Rank	Bib	Name	CTRY Code	Positions			Partials		Difference Time	
				Pos	Time	Rank	Pos	Time		Rank
64	85	BUKHARBAEV Damir	UZB	Run 1: Int 1:	37.32	(71)	I1-Fin:	48.03	(74)	6.56
				Fin:	1:25.35	(73)				
				Run 2: Int 1:	38.34	(61)	I1-Fin:	44.70	(63)	5.94
				Fin:	1:23.04	(64)				
				Total: Int 1:	2:03.69	(64)	91.32			
				Fin:	2:48.39	(64)		35.62		
65	96	SOKHIBNAZARI Tursunmurod	TJK	Run 1: Int 1:	41.65	(73)	I1-Fin:		45.23	(72)
				Fin:	1:26.88	(74)		22.28		
				Run 2: Int 1:	44.65	(65)	I1-Fin:		47.94	(64)
				Fin:	1:32.59	(65)		24.77		
				Total: Int 1:	2:11.53	(65)	99.16			
				Fin:	2:59.47	(65)		46.70		
66	93	SAYFIDDINI Nizomiddin	TJK	Run 1: Int 1:	46.96	(75)	I1-Fin:		47.37	(73)
				Fin:	1:34.33	(76)		29.73		
				Run 2: Int 1:	43.86	(64)	I1-Fin:		49.06	(65)
				Fin:	1:32.92	(66)		25.10		
				Total: Int 1:	2:18.19	(66)	105.82			
				Fin:	3:07.25	(66)		54.48		
67	94	FANG Xiang	CHN	Run 1: Int 1:	44.76	(74)	I1-Fin:		48.75	(75)
				Fin:	1:33.51	(75)		28.91		
				Run 2: Int 1:	56.30	(67)	I1-Fin:		49.35	(66)
				Fin:	1:45.65	(68)		37.83		
				Total: Int 1:	2:29.81	(68)	117.44			
				Fin:	3:19.16	(67)		1:06.39		
68	92	SUN Ji	CHN	Run 1: Int 1:	49.51	(76)	I1-Fin:		49.94	(76)
				Fin:	1:39.45	(77)		34.85		
				Run 2: Int 1:	48.61	(66)	I1-Fin:		53.71	(67)
				Fin:	1:42.32	(67)		34.50		
				Total: Int 1:	2:28.06	(67)	115.69			
				Fin:	3:21.77	(68)		1:09.00		

Intermediate Time Positions: Int. 1 = Intermediate 1

Legend:

Fin	Finish	Int	Intermediate	Pos.	Intermediate position
-----	--------	-----	--------------	------	-----------------------



Performance Analysis by Bib

Number of Competitors: 98, Number of Countries: 32

Bib	Name	CTRY Code	Positions			Partials		Difference Time
			Run	Int	Rank	Time	Rank	
1	MEINERS Maarten	NED	Run 1:	Int 1:				
				Fin:	DNF	I1-Fin:		
			Total:	Fin:	DNF			
2	PYASIK Evgenij	RUS	Run 1:	Int 1:	31.43 (6)	I1-Fin:	33.67 (1)	0.67
				Fin:	1:05.10 (4)			0.50
			Run 2:	Int 1:	32.62 (5)	I1-Fin:	36.43 (21)	0.22
				Fin:	1:09.05 (10)			1.23
			Total:	Int 1:	1:37.72 (7)			65.35
				Fin:	2:14.15 (6)			1.38
3	NARITA Hideyuki	JPN	Run 1:	Int 1:	32.92 (47)	I1-Fin:	34.77 (22)	2.16
				Fin:	1:07.69 (31)			3.09
			Run 2:	Int 1:	33.74 (31)	I1-Fin:	36.55 (28)	1.34
				Fin:	1:10.29 (29)			2.47
			Total:	Int 1:	1:41.43 (35)			69.06
				Fin:	2:17.98 (31)			5.21
4	BOSCA Giulio Giovanni	ITA	Run 1:	Int 1:	31.19 (2)	I1-Fin:	33.76 (2)	0.43
				Fin:	1:04.95 (2)			0.35
			Run 2:	Int 1:	32.40 (1)	I1-Fin:	35.42 (2)	0.00
				Fin:	1:07.82 (1)			0.00
			Total:	Int 1:	1:37.35 (6)			64.98
				Fin:	2:12.77 (1)			0.00
5	BRONDEX Alexis	FRA	Run 1:	Int 1:	31.64 (9)	I1-Fin:	34.48 (15)	0.88
				Fin:	1:06.12 (9)			1.52
			Run 2:	Int 1:	33.23 (17)	I1-Fin:	35.84 (10)	0.83
				Fin:	1:09.07 (11)			1.25
			Total:	Int 1:	1:39.35 (14)			66.98
				Fin:	2:15.19 (9)			2.42
6	ZENHAEUSERN Ramon	SUI	Run 1:	Int 1:	31.72 (10)	I1-Fin:		0.96
				Fin:	DNF			
			Total:	Fin:	DNF			
7	MUELLER Joel	SUI	Run 1:	Int 1:	30.76 (1)	I1-Fin:	33.84 (4)	0.00
				Fin:	1:04.60 (1)			0.00
			Run 2:	Int 1:	32.63 (6)	I1-Fin:	35.76 (9)	0.23
				Fin:	1:08.39 (5)			0.57
			Total:	Int 1:	1:37.23 (5)			64.86
				Fin:	2:12.99 (2)			0.22
8	ANDRIENKO Aleksander	RUS	Run 1:	Int 1:	31.72 (10)	I1-Fin:	34.33 (12)	0.96
				Fin:	1:06.05 (8)			1.45
			Run 2:	Int 1:	32.61 (4)	I1-Fin:	35.46 (4)	0.21
				Fin:	1:08.07 (2)			0.25
			Total:	Int 1:	1:38.66 (10)			66.29
				Fin:	2:14.12 (5)			1.35



Performance Analysis by Bib

Bib	Name	CTRY Code	Positions			Partials		Difference Time		
			Run	Int	Pos	Time	Rank			
9	STRICKER Martin	SUI	Run 1:	Int 1:	31.88	(16)	I1-Fin:	34.13	(9)	1.12
				Fin:	1:06.01	(7)				
			Run 2:	Int 1:	33.38	(23)	I1-Fin:	35.89	(12)	0.98
				Fin:	1:09.27	(16)				
			Total:	Int 1:	1:39.39	(15)				67.02
	Fin:	2:15.28	(11)				2.51			
10	NOGER Cedric	SUI	Run 1:	Int 1:	31.29	(4)	I1-Fin:	33.77	(3)	0.53
				Fin:	1:05.06	(3)				
			Run 2:	Int 1:	32.72	(9)	I1-Fin:	35.61	(6)	0.32
				Fin:	1:08.33	(4)				
			Total:	Int 1:	1:37.78	(8)				65.41
	Fin:	2:13.39	(3)				0.62			
11	GUALAZZI Michele	ITA	Run 1:	Int 1:	31.20	(3)	I1-Fin:	34.02	(6)	0.44
				Fin:	1:05.22	(5)				
			Run 2:	Int 1:	32.63	(6)	I1-Fin:	36.17	(14)	0.23
				Fin:	1:08.80	(8)				
			Total:	Int 1:	1:37.85	(9)				65.48
	Fin:	2:14.02	(4)				1.25			
12	BINDERITSCH Bernhard	AUT	Run 1:	Int 1:	32.56	(32)	I1-Fin:	35.18	(39)	1.80
				Fin:	1:07.74	(32)				
			Run 2:	Int 1:	33.53	(26)	I1-Fin:	36.48	(24)	1.13
				Fin:	1:10.01	(25)				
			Total:	Int 1:	1:41.27	(32)				68.90
	Fin:	2:17.75	(29)				4.98			
13	DELSANTE Rocco	ITA	Run 1:	Int 1:	31.33	(5)	I1-Fin:	34.94	(28)	0.57
				Fin:	1:06.27	(10)				
			Run 2:	Int 1:	33.30	(20)	I1-Fin:	35.70	(7)	0.90
				Fin:	1:09.00	(9)				
			Total:	Int 1:	1:39.57	(17)				67.20
	Fin:	2:15.27	(10)				2.50			
14	EFIMOV Simon	RUS	Run 1:	Int 1:	31.78	(12)	I1-Fin:	34.12	(8)	1.02
				Fin:	1:05.90	(6)				
			Run 2:	Int 1:	33.00	(14)	I1-Fin:	35.48	(5)	0.60
				Fin:	1:08.48	(6)				
			Total:	Int 1:	1:38.90	(11)				66.53
	Fin:	2:14.38	(7)				1.61			
15	RIVET Philippe	CAN	Run 1:	Int 1:	31.80	(13)	I1-Fin:	34.75	(21)	1.04
				Fin:	1:06.55	(14)				
			Run 2:	Int 1:	32.50	(3)	I1-Fin:	36.58	(31)	0.10
				Fin:	1:09.08	(12)				
			Total:	Int 1:	1:39.05	(13)				66.68
	Fin:	2:15.63	(12)				2.86			
16	STUKOV Maksim	RUS	Run 1:	Int 1:	32.08	(20)	I1-Fin:			1.32
				Fin:	DNF					
			Total:	Fin:	DNF					



Performance Analysis by Bib

Bib	Name	CTRY Code	Positions			Partials		Difference Time		
			Run	Int	Pos	Time	Rank			
17	TENTORI Michelangelo	ITA	Run 1:	Int 1:	32.15	(22)	I1-Fin:	34.47	(14)	1.39
				Fin:	1:06.62	(16)				
			Run 2:	Int 1:	33.36	(22)	I1-Fin:	35.73	(8)	0.96
				Fin:	1:09.09	(13)				
			Total:	Int 1:	1:39.98	(22)				67.61
				Fin:	2:15.71	(14)				2.94
18	TOUTANT Simon-Claude	CAN	Run 1:	Int 1:	32.90	(46)	I1-Fin:	35.03	(34)	2.14
				Fin:	1:07.93	(40)				
			Run 2:	Int 1:	34.33	(38)	I1-Fin:	36.54	(27)	1.93
				Fin:	1:10.87	(35)				
			Total:	Int 1:	1:42.26	(42)				69.89
				Fin:	2:18.80	(33)				6.03
19	COLTIER Alexandre	FRA	Run 1:	Int 1:	32.29	(26)	I1-Fin:	35.15	(38)	1.53
				Fin:	1:07.44	(28)				
			Run 2:	Int 1:	32.94	(12)	I1-Fin:	36.33	(18)	0.54
				Fin:	1:09.27	(16)				
			Total:	Int 1:	1:40.38	(28)				68.01
				Fin:	2:16.71	(22)				3.94
20	ZVEJNIEKS Kristaps	LAT	Run 1:	Int 1:	31.55	(8)	I1-Fin:	35.44	(43)	0.79
				Fin:	1:06.99	(22)				
			Run 2:	Int 1:	32.67	(8)	I1-Fin:	35.44	(3)	0.27
				Fin:	1:08.11	(3)				
			Total:	Int 1:	1:39.66	(19)				67.29
				Fin:	2:15.10	(8)				2.33
21	BERETTA Carlo	ITA	Run 1:	Int 1:	32.61	(35)	I1-Fin:	34.52	(17)	1.85
				Fin:	1:07.13	(24)				
			Run 2:	Int 1:	33.87	(33)	I1-Fin:	35.87	(11)	1.47
				Fin:	1:09.74	(22)				
			Total:	Int 1:	1:41.00	(31)				68.63
				Fin:	2:16.87	(24)				4.10
22	KOGLER Tobias	AUT	Run 1:	Int 1:	31.85	(15)	I1-Fin:	34.71	(20)	1.09
				Fin:	1:06.56	(15)				
			Run 2:	Int 1:	32.90	(11)	I1-Fin:	36.46	(22)	0.50
				Fin:	1:09.36	(18)				
			Total:	Int 1:	1:39.46	(16)				67.09
				Fin:	2:15.92	(16)				3.15
23	PAULUS Daniel	CZE	Run 1:	Int 1:	32.09	(21)	I1-Fin:	34.27	(11)	1.33
				Fin:	1:06.36	(11)				
			Run 2:	Int 1:	33.90	(35)	I1-Fin:	36.22	(16)	1.50
				Fin:	1:10.12	(27)				
			Total:	Int 1:	1:40.26	(26)				67.89
				Fin:	2:16.48	(20)				3.71
24	KOTZMANN Adam	CZE	Run 1:	Int 1:	31.99	(18)	I1-Fin:			1.23
				Fin:	DNF					
			Total:	Fin:	DNF					



Performance Analysis by Bib

Bib	Name	CTRY Code	Positions			Partials		Difference Time		
			Run	Int	Pos	Time	Rank			
25	SVITKOV Gennadiy	RUS	Run 1:	Int 1:	32.37	(28)	I1-Fin:	35.71	(50)	1.61
				Fin:	1:08.08	(43)				
			Run 2:	Int 1:	1:11.33	(38)	I1-Fin:		3.51	
			Total:	Int 1:	32.37	(1)			0.00	
			Fin:	2:19.41	(37)				6.64	
26	PERSSON Jesper	SWE	Run 1:	Int 1:	32.47	(30)	I1-Fin:	34.26	(10)	1.71
				Fin:	1:06.73	(19)				
			Run 2:	Int 1:	33.51	(25)	I1-Fin:	37.03	(37)	1.11
				Fin:	1:10.54	(32)				
Total:	Int 1:	1:40.24	(25)			67.87				
			Fin:	2:17.27	(26)				4.50	
27	ARENE Martin	FRA	Run 1:	Int 1:	31.84	(14)	I1-Fin:	35.00	(31)	1.08
				Fin:	1:06.84	(21)				
			Run 2:	Int 1:	33.26	(18)	I1-Fin:	36.21	(15)	0.86
				Fin:	1:09.47	(21)				
Total:	Int 1:	1:40.10	(23)			67.73				
			Fin:	2:16.31	(18)				3.54	
28	LEITGEB Richard	AUT	Run 1:	Int 1:	32.29	(26)	I1-Fin:			1.53
				Fin:	DNF					
			Total:	Fin:	DNF					
29	ZIKA Adam	CZE	Run 1:	Int 1:	31.93	(17)	I1-Fin:	43.53	(72)	1.17
				Fin:	1:15.46	DSQ				
			Total:	Fin:	DSQ					
30	PIOLAINE Simon	FRA	Run 1:	Int 1:	31.50	(7)	I1-Fin:	34.96	(30)	0.74
				Fin:	1:06.46	(12)				
			Run 2:	Int 1:	32.49	(2)	I1-Fin:	36.70	(33)	0.09
				Fin:	1:09.19	(15)				
Total:	Int 1:	1:38.95	(12)			66.58				
			Fin:	2:15.65	(13)				2.88	
31	SENDLHOFER Lukas	AUT	Run 1:	Int 1:	32.39	(29)	I1-Fin:	35.65	(48)	1.63
				Fin:	1:08.04	(42)				
			Run 2:	Int 1:	33.54	(27)	I1-Fin:			1.14
				Fin:	DNF					
Total:	Fin:	DNF								
32	FALAT Matej	SVK	Run 1:	Int 1:	32.04	(19)	I1-Fin:	35.30	(41)	1.28
				Fin:	1:07.34	(27)				
			Run 2:	Int 1:	32.80	(10)	I1-Fin:	36.38	(20)	0.40
				Fin:	1:09.18	(14)				
Total:	Int 1:	1:40.14	(24)			67.77				
			Fin:	2:16.52	(21)				3.75	



Performance Analysis by Bib

Bib	Name	CTRY Code	Positions			Partials		Difference Time		
			Run	Int	Pos	Time	Rank			
33	ANGUENOT Leo	FRA	Run 1:	Int 1:	32.58	(33)	I1-Fin:	34.86	(26)	1.82
				Fin:	1:07.44	(28)				
			Run 2:	Int 1:	33.14	(15)	I1-Fin:	36.22	(16)	0.74
				Fin:	1:09.36	(18)				
	Total:	Int 1:	1:40.58	(29)				68.21		
			Fin:	2:16.80	(23)				4.03	
34	SCHUESSLER BEDARD William	CAN	Run 1:	Int 1:	32.66	(40)	I1-Fin:	35.13	(36)	1.90
				Fin:	1:07.79	(37)				
			Run 2:	Int 1:	33.88	(34)	I1-Fin:			1.48
				Fin:	DNF					
	Total:	Fin:	DNF							
35	RIGAMONTI Giacomo	ITA	Run 1:	Int 1:	33.04	(50)	I1-Fin:	34.94	(28)	2.28
				Fin:	1:07.98	(41)				
			Run 2:	Int 1:			I1-Fin:			
				Fin:	DNF					
	Total:	Fin:	DNF							
36	NYBERG Jonas	SWE	Run 1:	Int 1:	32.97	(49)	I1-Fin:	34.84	(24)	2.21
				Fin:	1:07.81	(39)				
			Run 2:	Int 1:			I1-Fin:			
				Fin:	DNF					
	Total:	Fin:	DNF							
37	LAMHAMEDI Adam	MAR	Run 1:	Int 1:	32.59	(34)	I1-Fin:	34.46	(13)	1.83
				Fin:	1:07.05	(23)				
			Run 2:	Int 1:	33.28	(19)	I1-Fin:	35.40	(1)	0.88
				Fin:	1:08.68	(7)				
	Total:	Int 1:	1:40.33	(27)				67.96		
			Fin:	2:15.73	(15)				2.96	
38	LAMHAMEDI Sami	MAR	Run 1:	Int 1:	32.82	(45)	I1-Fin:	34.85	(25)	2.06
				Fin:	1:07.67	(30)				
			Run 2:	Int 1:	33.65	(30)	I1-Fin:	36.55	(28)	1.25
				Fin:	1:10.20	(28)				
	Total:	Int 1:	1:41.32	(33)				68.95		
			Fin:	2:17.87	(30)				5.10	
39	HEINZMANN Simon	SUI	Run 1:	Int 1:	32.62	(38)	I1-Fin:	37.24	(62)	1.86
				Fin:	1:09.86	(55)				
			Run 2:	Int 1:	35.04	(45)	I1-Fin:	37.59	(43)	2.64
				Fin:	1:12.63	(43)				
	Total:	Int 1:	1:44.90	(53)				72.53		
			Fin:	2:22.49	(45)				9.72	
40	DZIEDZIC Andrzej	POL	Run 1:	Int 1:	32.61	(35)	I1-Fin:	35.13	(36)	1.85
				Fin:	1:07.74	(32)				
			Run 2:	Int 1:	33.95	(36)	I1-Fin:	35.93	(13)	1.55
				Fin:	1:09.88	(23)				
	Total:	Int 1:	1:41.69	(39)				69.32		
			Fin:	2:17.62	(28)				4.85	



Performance Analysis by Bib

Bib	Name	CTRY Code	Positions			Partials		Difference Time		
			Run	Int	Pos	Time	Rank			
41	KAAHRE Rickard	SWE	Run 1:	Int 1:	32.61	(35)	I1-Fin:	34.11	(7)	1.85
				Fin:	1:06.72	(18)				
			Run 2:	Int 1:	37.87	(63)	I1-Fin:		5.47	
				Fin:	DNF					
	Total:	Fin:	DNF							
42	GRUBER Christof	AUT	Run 1:	Int 1:	32.69	(41)	I1-Fin:	34.61	(18)	1.93
				Fin:	1:07.30	(26)				
			Run 2:	Int 1:	33.54	(27)	I1-Fin:	36.48	(24)	1.14
				Fin:	1:10.02	(26)				
	Total:	Int 1:	1:40.84	(30)			68.47			
		Fin:	2:17.32	(27)			4.55			
43	LAJOIE Vincent	CAN	Run 1:	Int 1:	33.91	(65)	I1-Fin:	35.23	(40)	3.15
				Fin:	1:09.14	(49)				
			Run 2:	Int 1:	34.57	(41)	I1-Fin:	36.57	(30)	2.17
				Fin:	1:11.14	(37)				
	Total:	Int 1:	1:43.71	(46)			71.34			
		Fin:	2:20.28	(41)			7.51			
44	RIABITCA Konstantin	RUS	Run 1:	Int 1:			I1-Fin:			
				Fin:	DNF					
			Total:	Fin:	DNF					
45	FIGUEROA Andres	CHI	Run 1:	Int 1:	32.27	(25)	I1-Fin:	34.92	(27)	1.51
				Fin:	1:07.19	(25)				
			Run 2:	Int 1:	36.28	(56)	I1-Fin:	36.47	(23)	3.88
				Fin:	1:12.75	(46)				
	Total:	Int 1:	1:43.47	(45)			71.10			
		Fin:	2:19.94	(39)			7.17			
46	BAROUNOS Alex	GBR	Run 1:	Int 1:	32.95	(48)	I1-Fin:	34.82	(23)	2.19
				Fin:	1:07.77	(36)				
			Run 2:	Int 1:	33.80	(32)	I1-Fin:	37.32	(41)	1.40
				Fin:	1:11.12	(36)				
	Total:	Int 1:	1:41.57	(36)			69.20			
		Fin:	2:18.89	(34)			6.12			
47	KRALJ Zan	SLO	Run 1:	Int 1:	32.47	(30)	I1-Fin:			1.71
				Fin:	DNF					
			Total:	Fin:	DNF					
48	ERIKSSON Jakob	SWE	Run 1:	Int 1:			I1-Fin:			
				Fin:	1:10.71	(60)				
			Run 2:	Int 1:			I1-Fin:			
				Fin:	DNF					
	Total:	Fin:	DNF							



Performance Analysis by Bib

Bib	Name	CTRY Code	Positions			Partials		Difference Time		
			Run	Int	Pos	Time	Rank			
49	DOBLER Yannik	SUI	Run 1:	Int 1:	32.63	(39)	I1-Fin:	33.85	(5)	1.87
				Fin:	1:06.48	(13)				
			Run 2:	Int 1:	33.34	(21)	I1-Fin:	36.64	(32)	0.94
				Fin:	1:09.98	(24)				
			Total:	Int 1:	1:39.82	(20)				67.45
	Fin:	2:16.46	(19)				3.69			
50	BEAURIVAGE Justin	CAN	Run 1:	Int 1:	32.73	(43)	I1-Fin:	35.01	(33)	1.97
				Fin:	1:07.74	(32)				
			Run 2:	Int 1:	33.64	(29)	I1-Fin:	37.02	(36)	1.24
				Fin:	1:10.66	(34)				
			Total:	Int 1:	1:41.38	(34)				69.01
	Fin:	2:18.40	(32)				5.63			
51	KLUFTS Evan	FRA	Run 1:	Int 1:	33.12	(52)	I1-Fin:			2.36
				Fin:	DNF					
			Total:	Fin:	DNF					
52	KIM Dong-Woo	KOR	Run 1:	Int 1:	33.27	(54)	I1-Fin:	35.84	(53)	2.51
				Fin:	1:09.11	(47)				
			Run 2:	Int 1:	35.04	(45)	I1-Fin:	38.41	(51)	2.64
				Fin:	1:13.45	(48)				
			Total:	Int 1:	1:44.15	(47)				71.78
	Fin:	2:22.56	(46)				9.79			
53	KATRENIC Henrich	SVK	Run 1:	Int 1:	32.23	(24)	I1-Fin:	34.48	(15)	1.47
				Fin:	1:06.71	(17)				
			Run 2:	Int 1:	32.94	(12)	I1-Fin:	36.50	(26)	0.54
				Fin:	1:09.44	(20)				
			Total:	Int 1:	1:39.65	(18)				67.28
	Fin:	2:16.15	(17)				3.38			
54	HYSKA Martin	SVK	Run 1:	Int 1:	32.17	(23)	I1-Fin:	34.61	(18)	1.41
				Fin:	1:06.78	(20)				
			Run 2:	Int 1:	33.17	(16)	I1-Fin:	37.13	(39)	0.77
				Fin:	1:10.30	(30)				
			Total:	Int 1:	1:39.95	(21)				67.58
	Fin:	2:17.08	(25)				4.31			
55	ZVEJNIEKS Miks	LAT	Run 1:	Int 1:	33.43	(55)	I1-Fin:	35.77	(51)	2.67
				Fin:	1:09.20	(50)				
			Run 2:	Int 1:	35.03	(44)	I1-Fin:	36.73	(34)	2.63
				Fin:	1:11.76	(39)				
			Total:	Int 1:	1:44.23	(49)				71.86
	Fin:	2:20.96	(42)				8.19			
56	KLUSAK Jakub	POL	Run 1:	Int 1:	33.14	(53)	I1-Fin:	35.46	(44)	2.38
				Fin:	1:08.60	(45)				
			Run 2:	Int 1:			I1-Fin:			
				Fin:	DNF					
			Total:	Fin:	DNF					



Performance Analysis by Bib

Bib	Name	CTRY Code	Positions			Partials		Difference Time		
			Run	Int	Pos	Time	Rank			
57	JO Kwang-Ho	KOR	Run 1:	Int 1:	33.58	(59)	I1-Fin:	36.20	(55)	2.82
				Fin:	1:09.78	(53)				
			Run 2:	Int 1:	34.43	(40)	I1-Fin:	38.35	(49)	2.03
				Fin:	1:12.78	(47)				
			Total:	Int 1:	1:44.21	(48)				71.84
	Fin:	2:22.56	(46)				9.79			
58	MERCIER ROBIN William	CAN	Run 1:	Int 1:	32.80	(44)	I1-Fin:	35.00	(31)	2.04
				Fin:	1:07.80	(38)				
			Run 2:	Int 1:	34.40	(39)	I1-Fin:	37.81	(45)	2.00
				Fin:	1:12.21	(41)				
			Total:	Int 1:	1:42.20	(41)				69.83
	Fin:	2:20.01	(40)				7.24			
59	KIM Dong-Cheul	KOR	Run 1:	Fin:	DNS		I1-Fin:			
			Total:	Fin:	DNS					
60	STEPAN Martin	CZE	Run 1:	Int 1:	33.62	(60)	I1-Fin:			2.86
				Fin:	DNF					
			Total:	Fin:	DNF					
61	OHLSSON Erik	SWE	Run 1:	Int 1:	33.67	(62)	I1-Fin:	36.26	(56)	2.91
				Fin:	1:09.93	(56)				
			Run 2:	Int 1:	35.01	(43)	I1-Fin:	37.67	(44)	2.61
				Fin:	1:12.68	(45)				
			Total:	Int 1:	1:44.94	(54)				72.57
	Fin:	2:22.61	(48)				9.84			
62	KRAL Petr	CZE	Run 1:	Int 1:	33.47	(57)	I1-Fin:	35.65	(48)	2.71
				Fin:	1:09.12	(48)				
			Run 2:	Int 1:	35.16	(48)	I1-Fin:	37.48	(42)	2.76
				Fin:	1:12.64	(44)				
			Total:	Int 1:	1:44.28	(50)				71.91
	Fin:	2:21.76	(43)				8.99			
63	CHOI Chang-Hyun	KOR	Run 1:	Int 1:	33.70	(63)	I1-Fin:	36.86	(61)	2.94
				Fin:	1:10.56	(59)				
			Run 2:	Int 1:	35.15	(47)	I1-Fin:	38.40	(50)	2.75
				Fin:	1:13.55	(50)				
			Total:	Int 1:	1:45.71	(58)				73.34
	Fin:	2:24.11	(52)				11.34			
64	BIALOBRZYCKI Dominik	POL	Run 1:	Int 1:	33.49	(58)	I1-Fin:	35.84	(53)	2.73
				Fin:	1:09.33	(51)				
			Run 2:	Int 1:	35.34	(49)	I1-Fin:	38.18	(47)	2.94
				Fin:	1:13.52	(49)				
			Total:	Int 1:	1:44.67	(52)				72.30
	Fin:	2:22.85	(49)				10.08			



Performance Analysis by Bib

Bib	Name	CTRY Code	Positions			Partials		Difference Time		
			Run	Int	Pos	Time	Rank			
65	TIMOFEEV Evgeniy	KGZ	Run 1:	Int 1:	34.32	(69)	I1-Fin:	35.77	(51)	3.56
				Fin:	1:10.09	(57)				
			Run 2:	Int 1:	36.25	(55)	I1-Fin:	38.15	(46)	3.85
				Fin:	1:14.40	(53)				
			Total:	Int 1:	1:46.34	(59)				73.97
	Fin:	2:24.49	(53)				11.72			
66	KUCHIN Zakhar	KAZ	Run 1:	Int 1:	34.24	(68)	I1-Fin:	35.54	(46)	3.48
				Fin:	1:09.78	(53)				
			Run 2:	Int 1:	35.59	(53)	I1-Fin:	37.01	(35)	3.19
				Fin:	1:12.60	(42)				
			Total:	Int 1:	1:45.37	(56)				73.00
	Fin:	2:22.38	(44)				9.61			
67	OPPLIGER Lucas	CHI	Run 1:	Int 1:	33.63	(61)	I1-Fin:			2.87
				Fin:	DNF					
			Total:	Fin:	DNF					
68	DANOV Sergey	KAZ	Run 1:	Int 1:	34.82	(75)	I1-Fin:	36.38	(58)	4.06
				Fin:	1:11.20	(61)				
			Run 2:	Int 1:	36.66	(57)	I1-Fin:	38.44	(52)	4.26
				Fin:	1:15.10	(55)				
			Total:	Int 1:	1:47.86	(61)				75.49
	Fin:	2:26.30	(55)				13.53			
69	TUKHTAEV Kamiljon	UZB	Run 1:	Int 1:	34.58	(72)	I1-Fin:	36.74	(60)	3.82
				Fin:	1:11.32	(62)				
			Run 2:	Int 1:	35.52	(52)	I1-Fin:	39.20	(54)	3.12
				Fin:	1:14.72	(54)				
			Total:	Int 1:	1:46.84	(60)				74.47
	Fin:	2:26.04	(54)				13.27			
70	BACIGALUPO Tomas	ARG	Run 1:	Int 1:	35.77	(78)	I1-Fin:	37.92	(65)	5.01
				Fin:	1:13.69	(66)				
			Run 2:	Int 1:	37.62	(61)	I1-Fin:	41.04	(60)	5.22
				Fin:	1:18.66	(61)				
			Total:	Int 1:	1:51.31	(64)				78.94
	Fin:	2:32.35	(59)				19.58			
71	NAPOTNIK Jan	SLO	Run 1:	Int 1:	33.46	(56)	I1-Fin:	35.41	(42)	2.70
				Fin:	1:08.87	(46)				
			Run 2:	Int 1:	34.12	(37)	I1-Fin:	36.35	(19)	1.72
				Fin:	1:10.47	(31)				
			Total:	Int 1:	1:42.99	(44)				70.62
	Fin:	2:19.34	(36)				6.57			
72	BORSBOOM Olaf	NED	Run 1:	Int 1:	32.71	(42)	I1-Fin:	35.04	(35)	1.95
				Fin:	1:07.75	(35)				
			Run 2:	Int 1:	34.69	(42)	I1-Fin:	37.15	(40)	2.29
				Fin:	1:11.84	(40)				
			Total:	Int 1:	1:42.44	(43)				70.07
	Fin:	2:19.59	(38)				6.82			



Performance Analysis by Bib

Bib	Name	CTRY Code	Positions			Partials		Difference Time	
			Run 1: Pos	Int 1: Fin:	Time	Rank	Pos		Time
73	LEE Jang-Woo	KOR	Run 1: Pos	Int 1: Fin:	33.80 DNF	(64)	I1-Fin:		3.04
			Total:	Fin:	DNF				
74	TOPALOGLU Mustafa	TUR	Run 1: Pos	Int 1: Fin:	34.56 DNF	(71)	I1-Fin:		3.80
			Total:	Fin:	DNF				
75	DENIZ Serdar	TUR	Run 1: Pos	Int 1: Fin:	35.58 1:11.97	(76) (63)	I1-Fin:	36.39 (59)	4.82 7.37
			Run 2: Pos	Int 1: Fin:	36.91 1:17.04	(58) (58)	I1-Fin:	40.13 (56)	4.51 9.22
			Total:	Int 1: Fin:	1:48.88 2:29.01	(62) (56)			76.51 16.24
76	VUKOVIC Andrija	SRB	Run 1: Pos	Int 1: Fin:	33.99 1:09.60	(67) (52)	I1-Fin:	35.61 (47)	3.23 5.00
			Run 2: Pos	Int 1: Fin:	35.44 1:14.22	(51) (52)	I1-Fin:	38.78 (53)	3.04 6.40
			Total:	Int 1: Fin:	1:45.04 2:23.82	(55) (50)			72.67 11.05
77	LEE Dong-Geun	KOR	Run 1: Pos	Int 1: Fin:	33.04 1:08.56	(50) (44)	I1-Fin:	35.52 (45)	2.28 3.96
			Run 2: Pos	Int 1: Fin:	33.49 1:10.58	(24) (33)	I1-Fin:	37.09 (38)	1.09 2.76
			Total:	Int 1: Fin:	1:42.05 2:19.14	(40) (35)			69.68 6.37
78	ZAVECKAS Rokas	LTU	Run 1: Pos	Int 1: Fin:	33.94 1:10.20	(66) (58)	I1-Fin:	36.26 (56)	3.18 5.60
			Run 2: Pos	Int 1: Fin:	35.42 1:13.71	(50) (51)	I1-Fin:	38.29 (48)	3.02 5.89
			Total:	Int 1: Fin:	1:45.62 2:23.91	(57) (51)			73.25 11.14
79	SYSSOYEV Alexey	KAZ	Run 1: Pos	Int 1: Fin:	34.54 DNF	(70)	I1-Fin:		3.78
			Total:	Fin:	DNF				
80	ZINA Jeffrey	LBN	Run 1: Pos	Int 1: Fin:	35.93 1:15.75	(79) (69)	I1-Fin:	39.82 (69)	5.17 11.15
			Run 2: Pos	Int 1: Fin:	37.20 1:17.63	(60) (59)	I1-Fin:	40.43 (59)	4.80 9.81
			Total:	Int 1: Fin:	1:52.95 2:33.38	(69) (61)			80.58 20.61
81	SZEPESI Bertold	HUN	Run 1: Pos	Int 1: Fin:	35.59 1:13.53	(77) (65)	I1-Fin:	37.94 (66)	4.83 8.93
			Run 2: Pos	Int 1: Fin:	38.11 DNF	(64)	I1-Fin:		5.71
			Total:	Fin:	DNF				



Performance Analysis by Bib

Bib	Name	CTRY Code	Positions			Partials		Difference Time		
			Run	Int	Pos	Time	Rank			
82	VIRRO Sten-Mark	EST	Run 1:	Int 1:	36.55	(81)	I1-Fin:	37.80	(64)	5.79
				Fin:	1:14.35	(67)				
			Run 2:	Int 1:	37.85	(62)	I1-Fin:	40.37	(57)	5.45
				Fin:	1:18.22	(60)				
			Total:	Int 1:	1:52.20	(67)				79.83
				Fin:	2:32.57	(60)				19.80
83	MARIICHYN Andriy	UKR	Run 1:	Int 1:	34.79	(74)	I1-Fin:	41.07	(70)	4.03
				Fin:	1:15.86	(70)				
			Run 2:	Int 1:	35.94	(54)	I1-Fin:	40.39	(58)	3.54
				Fin:	1:16.33	(56)				
			Total:	Int 1:	1:51.80	(66)				79.43
				Fin:	2:32.19	(58)				19.42
84	BEHLOK Allen	LBN	Run 1:	Int 1:	36.33	(80)	I1-Fin:	38.89	(67)	5.57
				Fin:	1:15.22	(68)				
			Run 2:	Int 1:	37.15	(59)	I1-Fin:	39.77	(55)	4.75
				Fin:	1:16.92	(57)				
			Total:	Int 1:	1:52.37	(68)				80.00
				Fin:	2:32.14	(57)				19.37
85	BUKHARBAEV Damir	UZB	Run 1:	Int 1:	37.32	(83)	I1-Fin:	48.03	(75)	6.56
				Fin:	1:25.35	(73)				
			Run 2:	Int 1:	38.34	(65)	I1-Fin:	44.70	(63)	5.94
				Fin:	1:23.04	(64)				
			Total:	Int 1:	2:03.69	(72)				91.32
				Fin:	2:48.39	(64)				35.62
86	KOVBASNYUK Taras	UKR	Run 1:	Int 1:	38.38	(85)	I1-Fin:	41.09	(71)	7.62
				Fin:	1:19.47	(72)				
			Run 2:	Int 1:	39.30	(67)	I1-Fin:	42.33	(62)	6.90
				Fin:	1:21.63	(63)				
			Total:	Int 1:	1:58.77	(71)				86.40
				Fin:	2:41.10	(63)				28.33
87	HAM Ihor	UKR	Run 1:	Int 1:	36.85	(82)	I1-Fin:	39.30	(68)	6.09
				Fin:	1:16.15	(71)				
			Run 2:	Int 1:	39.55	(68)	I1-Fin:	41.69	(61)	7.15
				Fin:	1:21.24	(62)				
			Total:	Int 1:	1:55.70	(70)				83.33
				Fin:	2:37.39	(62)				24.62
88	ABOU JAOUDE Alexandre	LBN	Run 1:	Int 1:	39.68	(86)	I1-Fin:			8.92
				Fin:	DNF					
			Total:	Fin:	DNF					
89	GORDEEV Maksim	KGZ	Run 1:	Int 1:	37.36	(84)	I1-Fin:			6.60
				Fin:	DNF					
			Total:	Fin:	DNF					



Performance Analysis by Bib

Bib	Name	CTRY Code	Positions			Partials		Difference Time		
			Run	Int	Pos	Time	Rank			
90	TSIBELENKO Levko	UKR	Run 1:	Int 1:	34.68	(73)	I1-Fin:	37.72	(63)	3.92
				Fin:	1:12.40	(64)				
			Run 2:	Int 1:	38.48	(66)	I1-Fin:		6.08	
				Fin:	DNF					
Total:	Fin:	DNF								
91	KARIMOV Doniyor	TJK	Run 1:	Int 1:			I1-Fin:			
				Fin:	DNF					
			Total:	Fin:	DNF					
92	SUN Ji	CHN	Run 1:	Int 1:	49.51	(90)	I1-Fin:	49.94	(77)	18.75
				Fin:	1:39.45	(77)				
			Run 2:	Int 1:	48.61	(71)	I1-Fin:	53.71	(67)	16.21
				Fin:	1:42.32	(67)				
Total:	Int 1:	2:28.06	(75)			115.69				
		Fin:	3:21.77	(68)			1:09.00			
93	SAYFIDDINI Nizomiddin	TJK	Run 1:	Int 1:	46.96	(89)	I1-Fin:	47.37	(74)	16.20
				Fin:	1:34.33	(76)				
			Run 2:	Int 1:	43.86	(69)	I1-Fin:	49.06	(65)	11.46
				Fin:	1:32.92	(66)				
Total:	Int 1:	2:18.19	(74)			105.82				
		Fin:	3:07.25	(66)			54.48			
94	FANG Xiang	CHN	Run 1:	Int 1:	44.76	(88)	I1-Fin:	48.75	(76)	14.00
				Fin:	1:33.51	(75)				
			Run 2:	Int 1:	56.30	(72)	I1-Fin:	49.35	(66)	23.90
				Fin:	1:45.65	(68)				
Total:	Int 1:	2:29.81	(76)			117.44				
		Fin:	3:19.16	(67)			1:06.39			
95	ALEKSANDRAVICIUS Vilius	LTU	Run 1:	Int 1:			I1-Fin:			
				Fin:	DNF					
			Total:	Fin:	DNF					
96	SOKHIBNAZARI Tursunmurod	TJK	Run 1:	Int 1:	41.65	(87)	I1-Fin:	45.23	(73)	10.89
				Fin:	1:26.88	(74)				
			Run 2:	Int 1:	44.65	(70)	I1-Fin:	47.94	(64)	12.25
				Fin:	1:32.59	(65)				
Total:	Int 1:	2:11.53	(73)			99.16				
		Fin:	2:59.47	(65)			46.70			
100	OGBAIDZE Sandro	GEO	Run 1:	Int 1:			I1-Fin:			
				Fin:	DNF					
			Total:	Fin:	DNF					
101	NATADZE Shota	GEO	Run 1:	Int 1:			I1-Fin:			
				Fin:	DNF					
			Total:	Fin:	DNF					



Performance Analysis by Bib

Bib	Name	CTRY Code	Positions			Partials		Difference Time
			Pos	Time	Rank	Pos	Time	

Intermediate Time Positions: Int. 1 = Intermediate 1

Legend:					
Fin	Finish	Int	Intermediate	Pos.	Intermediate position





Penalty Calculation

Best 10 at Finish

Rank	Bib	FIS Code	Name	CTRY Code	FIS Points	Best 5	Race Points
1	4	990051	BOSCA Giulio Giovanni	ITA	9.80	9.80	0.00
2	7	511895	MUELLER Joel	SUI	13.22	13.22	1.62
3	10	511867	NOGER Cedric	SUI	10.76	10.76	4.58
4	11	6291099	GUALAZZI Michele	ITA	18.37		
5	8	481103	ANDRIENKO Aleksander	RUS	9.44	9.44	9.96
6	2	481463	PYASIK Evgenij	RUS	15.69		
7	14	481785	EFIMOV Simon	RUS	18.88		
8	20	550054	ZVEJNIEKS Kristaps	LAT	22.48		
9	5	6190276	BRONDEX Alexis	FRA	20.61		
10	13	690208	DELSANTE Rocco	ITA	10.19	10.19	18.45

Best 5 FIS Points at Start

Rank	Bib	FIS Code	Name	CTRY Code	FIS Points
5	8	481103	ANDRIENKO Aleksander	RUS	9.44
1	4	990051	BOSCA Giulio Giovanni	ITA	9.80
10	13	690208	DELSANTE Rocco	ITA	10.19
3	10	511867	NOGER Cedric	SUI	10.76
2	7	511895	MUELLER Joel	SUI	13.22

TOTALS:

FIS Points of Best 5 as Start (B)	53.41	
FIS Points of Best at Finish in Top 10 (A)		53.41
Race Points of Corresponding Competitors (C)		34.61
Calculated Penalty (A+B-C):10	7.221	
Rounded	7.22	
Category Adder	0.00	
Correction Value (Z)	0.00	
Calculated Penalty	7.22	
Penalty Applied	7.22	



Start List

Jury

FIS Technical Delegate	GOURIEV Iouri	RUS
Referee FISU TD	KRANJC Matjaz	SLO
Chief of Race	OBYSKALOV Andre	KAZ

Technical Data

Course Name	Edelweiss
Start Altitude	2715m
Finish Altitude	2370m
Vertical Drop	345m
Homologation Number	11693/04/15

Race Information Run 1

Course Setter	FIDLER Jan	CZE
Gates/Turning Gates	45/43	
Start Time	10:00	

Race Information Run 2

Course Setter	SINKOVEC Uros	SLO
Gates/Turning Gates		
Start Time	13:00	

Number of Competitors: 98, Number of Countries: 32

Bib	FIS Code	Name	Year of Birth	CTRY Code	Time
1	400237	MEINERS Maarten	1992	NED	
2	481463	PYASIK Evgenij	1993	RUS	
3	304242	NARITA Hideyuki	1993	JPN	
4	990051	BOSCA Giulio Giovanni	1990	ITA	
5	6190276	BRONDEX Alexis	1996	FRA	
6	511902	ZENHAEUSERN Ramon	1992	SUI	
7	511895	MUELLER Joel	1992	SUI	
8	481103	ANDRIENKO Aleksander	1990	RUS	
9	511817	STRICKER Martin	1991	SUI	
10	511867	NOGER Cedric	1992	SUI	
11	6291099	GUALAZZI Michele	1994	ITA	
12	54242	BINDERITSCH Bernhard	1994	AUT	
13	690208	DELSANTE Rocco	1991	ITA	
14	481785	EFIMOV Simon	1996	RUS	
15	103855	RIVET Philippe	1992	CAN	
16	481549	STUKOV Maksim	1994	RUS	
17	690616	TENTORI Michelangelo	1991	ITA	
18	103751	TOUTANT Simon-Claude	1991	CAN	
19	6190286	COLTIER Alexandre	1996	FRA	
20	550054	ZVEJNIEKS Kristaps	1992	LAT	
21	6290151	BERETTA Carlo	1992	ITA	
22	54383	KOGLER Tobias	1996	AUT	
23	151060	PAULUS Daniel	1994	CZE	
24	151024	KOTZMANN Adam	1993	CZE	
25	481845	SVITKOV Gennadiy	1997	RUS	
26	502069	PERSSON Jesper	1995	SWE	
27	6190203	ARENE Martin	1996	FRA	
28	54233	LEITGEB Richard	1994	AUT	
29	150834	ZIKA Adam	1989	CZE	
30	6190467	PIOLAINE Simon	1997	FRA	
31	54373	SENDLHOFER Lukas	1996	AUT	
32	700868	FALAT Matej	1993	SVK	
33	6190628	ANGUENOT Leo	1998	FRA	
34	104015	SCHUESSLER BEDARD William	1993	CAN	
35	6292052	RIGAMONTI Giacomo	1996	ITA	
36	501508	NYBERG Jonas	1990	SWE	
37	790025	LAMHAMEDI Adam	1995	MAR	
38	790026	LAMHAMEDI Sami	1997	MAR	
39	512148	HEINZMANN Simon	1995	SUI	
40	430668	DZIEDZIC Andrzej	1995	POL	
41	501542	KAHRE Rickard	1991	SWE	
42	54307	GRUBER Christof	1995	AUT	



Almaty 2017
28th WINTER UNIVERSIADE

Shymbulak Ski Resort

SAT 4 FEB 2017
Start Time 10:00

Alpine Skiing

Men's Giant Slalom

Run 1



Start List

Number of Competitors: 98, Number of Countries: 32

Bib	FIS Code	Name	Year of Birth	CTRY Code	Time
43	103984	LAJOIE Vincent	1993	CAN	
44	481875	RIABITCA Konstantin	1997	RUS	
45	110350	FIGUEROA Andres	1996	CHI	
46	6531228	BAROUNOS Alex	1995	GBR	
47	561360	KRALJ Zan	1997	SLO	
48	501436	ERIKSSON Jakob	1990	SWE	
49	512239	DOBLER Yannik	1997	SUI	
50	104516	BEAURIVAGE Justin	1997	CAN	
51	6190488	KLUFTS Evan	1997	FRA	
52	320391	KIM Dong-Woo	1995	KOR	
53	700941	KATRENIC Henrich	1998	SVK	
54	700901	HYSKA Martin	1994	SVK	
55	550066	ZVEJNIEKS Miks	1995	LAT	
56	430550	KLUSAK Jakub	1992	POL	
57	320386	JO Kwang-Ho	1995	KOR	
58	104268	MERCIER ROBIN William	1995	CAN	
59	320417	KIM Dong-Cheul	1997	KOR	
60	151110	STEPAN Martin	1995	CZE	
61	502065	OHLSSON Erik	1995	SWE	
62	151173	KRAL Petr	1996	CZE	
63	320379	CHOI Chang-Hyun	1994	KOR	
64	430667	BIALOBRZYCKI Dominik	1995	POL	
65	770015	TIMOFEEV Evgeniy	1994	KGZ	
66	670080	KUCHIN Zakhar	1997	KAZ	
67	110356	OPPLIGER Lucas	1996	CHI	
68	670082	DANOV Sergey	1997	KAZ	
69	210040	TUKHTAEV Kamiljon	1997	UZB	
70	30405	BACIGALUPO Tomas	1998	ARG	
71	561371	NAPOTNIK Jan	1997	SLO	
72	400268	BORSBOOM Olaf	1995	NED	
73	320390	LEE Jang-Woo	1995	KOR	
74	520164	TOPALOGLU Mustafa	1996	TUR	
75	520170	DENIZ Serdar	1997	TUR	
76	310410	VUKOVIC Andrija	1994	SRB	
77	320370	LEE Dong-Geun	1994	KOR	
78	780013	ZAVECKAS Rokas	1996	LTU	
79	670079	SYSSOYEV Alexey	1996	KAZ	
80	340447	ZINA Jeffrey	1998	LBN	
81	240122	SZEPESI Bertold	1990	HUN	
82	390039	VIRRO Sten-Mark	1997	EST	
83	690732	MARIICHYN Andriy	1995	UKR	
84	340440	BEHLOK Allen	1998	LBN	
85	210041	BUKHARBAEV Damir	1996	UZB	
86	690752	KOVBASNYUK Taras	1997	UKR	
87	690721	HAM Ihor	1995	UKR	
88	340337	ABOU JAOUDE Alexandre	1996	LBN	
89	770018	GORDEEV Maksim	1995	KGZ	
90	690737	TSIBELLENKO Levko	1996	UKR	
91	830024	KARIMOV Doniyor	1996	TJK	
92	120077	SUN Ji	1991	CHN	
93	830025	SAYFIDDINI Nizomiddin	1999	TJK	
94	120078	FANG Xiang	1994	CHN	





Start List

Number of Competitors: 98, Number of Countries: 32

Bib	FIS Code	Name	Year of Birth	CTRY Code	Time
95	780020	ALEKSANDRAVICIUS Vilius	1995	LTU	
100	680066	OGBAIDZE Sandro	1996	GEO	
101	680062	NATADZE Shota	1996	GEO	
96	830026	SOKHIBNAZARI Tursunmurod	1996	TJK	

Forerunners						
Run 1	A - GRIGOROV Roman	KAZ	B - SATKEEV Islan	KAZ	C - ZELGER Gian	SUI
	D - HEHLI Gian-Andrea	SUI				
Run 2	A - GRIGOROV Roman	KAZ	B - SATKEEV Islan	KAZ	C - ZELGER Gian	SUI
	D - HEHLI Gian-Andrea	SUI				

Add 2 racers from GEO Bib 100 and 101
Updated number of Gates and Turning Gates



Official Results

Jury

FIS Technical Delegate	GOURIEV Iouri	RUS
Referee FISU TD	KRANJC Matjaz	SLO
Chief of Race	OBYSKALOV Andre	KAZ

Technical Data

Course Name	Edelweiss
Start Altitude	2715m
Finish Altitude	2370m
Vertical Drop	345m
Homologation Number	11693/04/15

Race Information Run 1

Course Setter	FIDLER Jan	CZE
Gates/Turning Gates	45/43	
Start Time	10:00	

Race Information Run 2

Course Setter	SINKOVEC Uros	SLO
Gates/Turning Gates		
Start Time	13:00	

Number of Competitors: 98, Number of Countries: 32

Rank	Bib	FIS Code	Name	Year of Birth	CTRY Code	Time	Diff.
1	7	511895	MUELLER Joel	1992	SUI	1:04.60	
2	4	990051	BOSCA Giulio Giovanni	1990	ITA	1:04.95	0.35
3	10	511867	NOGER Cedric	1992	SUI	1:05.06	0.46
4	2	481463	PYASIK Evgenij	1993	RUS	1:05.10	0.50
5	11	6291099	GUALAZZI Michele	1994	ITA	1:05.22	0.62
6	14	481785	EFIMOV Simon	1996	RUS	1:05.90	1.30
7	9	511817	STRICKER Martin	1991	SUI	1:06.01	1.41
8	8	481103	ANDRIENKO Aleksander	1990	RUS	1:06.05	1.45
9	5	6190276	BRONDEX Alexis	1996	FRA	1:06.12	1.52
10	13	690208	DELSANTE Rocco	1991	ITA	1:06.27	1.67
11	23	151060	PAULUS Daniel	1994	CZE	1:06.36	1.76
12	30	6190467	PIOLAINE Simon	1997	FRA	1:06.46	1.86
13	49	512239	DOBLER Yannik	1997	SUI	1:06.48	1.88
14	15	103855	RIVET Philippe	1992	CAN	1:06.55	1.95
15	22	54383	KOGLER Tobias	1996	AUT	1:06.56	1.96
16	17	690616	TENTORI Michelangelo	1991	ITA	1:06.62	2.02
17	53	700941	KATRENIC Henrich	1998	SVK	1:06.71	2.11
18	41	501542	KAHRE Rickard	1991	SWE	1:06.72	2.12
19	26	502069	PERSSON Jesper	1995	SWE	1:06.73	2.13
20	54	700901	HYSKA Martin	1994	SVK	1:06.78	2.18
21	27	6190203	ARENE Martin	1996	FRA	1:06.84	2.24
22	20	550054	ZVEJNIEKS Kristaps	1992	LAT	1:06.99	2.39
23	37	790025	LAMHAMEDI Adam	1995	MAR	1:07.05	2.45
24	21	6290151	BERETTA Carlo	1992	ITA	1:07.13	2.53
25	45	110350	FIGUEROA Andres	1996	CHI	1:07.19	2.59
26	42	54307	GRUBER Christof	1995	AUT	1:07.30	2.70
27	32	700868	FALAT Matej	1993	SVK	1:07.34	2.74
28	33	6190628	ANGUENOT Leo	1998	FRA	1:07.44	2.84
28	19	6190286	COLTIER Alexandre	1996	FRA	1:07.44	2.84
30	38	790026	LAMHAMEDI Sami	1997	MAR	1:07.67	3.07
31	3	304242	NARITA Hideyuki	1993	JPN	1:07.69	3.09
32	50	104516	BEAURIVAGE Justin	1997	CAN	1:07.74	3.14
32	40	430668	DZIEDZIC Andrzej	1995	POL	1:07.74	3.14
32	12	54242	BINDERITSCH Bernhard	1994	AUT	1:07.74	3.14
35	72	400268	BORSBOOM Olaf	1995	NED	1:07.75	3.15
36	46	6531228	BAROUNOS Alex	1995	GBR	1:07.77	3.17
37	34	104015	SCHUESSLER BEDARD William	1993	CAN	1:07.79	3.19
38	58	104268	MERCIER ROBIN William	1995	CAN	1:07.80	3.20
39	36	501508	NYBERG Jonas	1990	SWE	1:07.81	3.21
40	18	103751	TOUTANT Simon-Claude	1991	CAN	1:07.93	3.33



Almaty 2017
28th WINTER UNIVERSIADE

Shymbulak Ski Resort

SAT 4 FEB 2017
Start Time 10:00

Alpine Skiing

Men's Giant Slalom

Run 1



Official Results

Number of Competitors: 98, Number of Countries: 32

Rank	Bib	FIS Code	Name	Year of Birth	CTRY Code	Time	Diff.
41	35	6292052	RIGAMONTI Giacomo	1996	ITA	1:07.98	3.38
42	31	54373	SENDLHOFER Lukas	1996	AUT	1:08.04	3.44
43	25	481845	SVITKOV Gennadiy	1997	RUS	1:08.08	3.48
44	77	320370	LEE Dong-Geun	1994	KOR	1:08.56	3.96
45	56	430550	KLUSAK Jakub	1992	POL	1:08.60	4.00
46	71	561371	NAPOTNIK Jan	1997	SLO	1:08.87	4.27
47	52	320391	KIM Dong-Woo	1995	KOR	1:09.11	4.51
48	62	151173	KRAL Petr	1996	CZE	1:09.12	4.52
49	43	103984	LAJOIE Vincent	1993	CAN	1:09.14	4.54
50	55	550066	ZVEJNIEKS Miks	1995	LAT	1:09.20	4.60
51	64	430667	BIALOBRZYCKI Dominik	1995	POL	1:09.33	4.73
52	76	310410	VUKOVIC Andrija	1994	SRB	1:09.60	5.00
53	66	670080	KUCHIN Zakhar	1997	KAZ	1:09.78	5.18
53	57	320386	JO Kwang-Ho	1995	KOR	1:09.78	5.18
55	39	512148	HEINZMANN Simon	1995	SUI	1:09.86	5.26
56	61	502065	OHLSSON Erik	1995	SWE	1:09.93	5.33
57	65	770015	TIMOFEEV Evgeniy	1994	KGZ	1:10.09	5.49
58	78	780013	ZAVECKAS Rokas	1996	LTU	1:10.20	5.60
59	63	320379	CHOI Chang-Hyun	1994	KOR	1:10.56	5.96
60	48	501436	ERIKSSON Jakob	1990	SWE	1:10.71	6.11
61	68	670082	DANOV Sergey	1997	KAZ	1:11.20	6.60
62	69	210040	TUKHTAEV Kamiljon	1997	UZB	1:11.32	6.72
63	75	520170	DENIZ Serdar	1997	TUR	1:11.97	7.37
64	90	690737	TSIBELENGO Levko	1996	UKR	1:12.40	7.80
65	81	240122	SZEPESI Bertold	1990	HUN	1:13.53	8.93
66	70	30405	BACIGALUPO Tomas	1998	ARG	1:13.69	9.09
67	82	390039	VIRRO Sten-Mark	1997	EST	1:14.35	9.75
68	84	340440	BEHLOK Allen	1998	LBN	1:15.22	10.62
69	80	340447	ZINA Jeffrey	1998	LBN	1:15.75	11.15
70	83	690732	MARIICHYN Andriy	1995	UKR	1:15.86	11.26
71	87	690721	HAM Ihor	1995	UKR	1:16.15	11.55
72	86	690752	KOVBASNYUK Taras	1997	UKR	1:19.47	14.87
73	85	210041	BUKHARBAEV Damir	1996	UZB	1:25.35	20.75
74	96	830026	SOKHIBNAZARI Tursunmurod	1996	TJK	1:26.88	22.28
75	94	120078	FANG Xiang	1994	CHN	1:33.51	28.91
76	93	830025	SAYFIDDINI Nizomiddin	1999	TJK	1:34.33	29.73
77	92	120077	SUN Ji	1991	CHN	1:39.45	34.85

DID NOT FINISH RUN 1: 19 competitors

1	400237	MEINERS Maarten	1992	NED
---	--------	-----------------	------	-----



Almaty 2017
28th WINTER UNIVERSIADE

Shymbulak Ski Resort

SAT 4 FEB 2017
Start Time 10:00

Alpine Skiing

Men's Giant Slalom

Run 1



Official Results

Number of Competitors: 98, Number of Countries: 32

Rank	Bib	FIS Code	Name	Year of Birth	CTRY Code	Time	Diff.
	6	511902	ZENHAEUSERN Ramon	1992	SUI		
	16	481549	STUKOV Maksim	1994	RUS		
	24	151024	KOTZMANN Adam	1993	CZE		
	28	54233	LEITGEB Richard	1994	AUT		
	44	481875	RIABITCA Konstantin	1997	RUS		
	47	561360	KRALJ Zan	1997	SLO		
	51	6190488	KLUFTS Evan	1997	FRA		
	60	151110	STEPAN Martin	1995	CZE		
	67	110356	OPPLIGER Lucas	1996	CHI		
	73	320390	LEE Jang-Woo	1995	KOR		
	74	520164	TOPALOGLU Mustafa	1996	TUR		
	79	670079	SYSSOYEV Alexey	1996	KAZ		
	88	340337	ABOU JAOUDE Alexandre	1996	LBN		
	89	770018	GORDEEV Maksim	1995	KGZ		
	91	830024	KARIMOV Doniyor	1996	TJK		
	95	780020	ALEKSANDRAVICIUS Vilius	1995	LTU		
	100	680066	OGBAIDZE Sandro	1996	GEO		
	101	680062	NATADZE Shota	1996	GEO		

DISQUALIFIED RUN 1: 1 competitor

29	150834	ZIKA Adam	1989	CZE	Rule 614.2.3
----	--------	-----------	------	-----	--------------

DID NOT START RUN 1: 1 competitor

59	320417	KIM Dong-Cheul	1997	KOR	
----	--------	----------------	------	-----	--

Reason for disqualification:

614.2.3 Interdiction to Continue after a competitor stops

Forerunners							
Run 1	A - GRIGOROV Roman	KAZ	B - SATKEEV Islan	KAZ	C - ZELGER Gian	SUI	
	D - HEHLI Gian-Andrea	SUI					
Run 2	A - GRIGOROV Roman	KAZ	B - SATKEEV Islan	KAZ	C - ZELGER Gian	SUI	
	D - HEHLI Gian-Andrea	SUI					

Conditions on course			
Run 1: PARTLY CLOUDY	Snow: HARD	Temperature - Start: -18°C / -4°F	Temperature - Finish: -17°C / 1.4°F

04-02-2017 / ALMATY (KAZ) / 1182

ALPMGS-----FNL-000101--_73B 1.0

Report Created SAT 4 FEB 2017 11:52

Page 3/3





Start List

Jury

FIS Technical Delegate	GOURIEV Iouri	RUS
Referee FISU TD	KRANJC Matjaz	SLO
Chief of Race	OBYSKALOV Andre	KAZ

Technical Data

Course Name	Edelweiss
Start Altitude	2715m
Finish Altitude	2370m
Vertical Drop	345m
Homologation Number	11693/04/15

Race Information Run 1

Course Setter	FIDLER Jan	CZE
Gates/Turning Gates	45/43	
Start Time	10:00	

Race Information Run 2

Course Setter	SINKOVEC Uros	SLO
Gates/Turning Gates	45/43	
Start Time	13:00	

Number of Competitors: 77, Number of Countries: 31

Start Order	Bib	FIS Code	Name	Year of Birth	CTRY Code	Run 1	Diff.	Rank	Run 2	Total
1	38	790026	LAMHAMEDI Sami	1997	MAR	1:07.67	3.07	30		
2	19	6190286	COLTIER Alexandre	1996	FRA	1:07.44	2.84	28		
3	33	6190628	ANGUENOT Leo	1998	FRA	1:07.44	2.84	28		
4	32	700868	FALAT Matej	1993	SVK	1:07.34	2.74	27		
5	42	54307	GRUBER Christof	1995	AUT	1:07.30	2.70	26		
6	45	110350	FIGUEROA Andres	1996	CHI	1:07.19	2.59	25		
7	21	6290151	BERETTA Carlo	1992	ITA	1:07.13	2.53	24		
8	37	790025	LAMHAMEDI Adam	1995	MAR	1:07.05	2.45	23		
9	20	550054	ZVEJNIEKS Kristaps	1992	LAT	1:06.99	2.39	22		
10	27	6190203	ARENE Martin	1996	FRA	1:06.84	2.24	21		
11	54	700901	HYSKA Martin	1994	SVK	1:06.78	2.18	20		
12	26	502069	PERSSON Jesper	1995	SWE	1:06.73	2.13	19		
13	41	501542	KAHRE Rickard	1991	SWE	1:06.72	2.12	18		
14	53	700941	KATRENIC Henrich	1998	SVK	1:06.71	2.11	17		
15	17	690616	TENTORI Michelangelo	1991	ITA	1:06.62	2.02	16		
16	22	54383	KOGLER Tobias	1996	AUT	1:06.56	1.96	15		
17	15	103855	RIVET Philippe	1992	CAN	1:06.55	1.95	14		
18	49	512239	DOBLER Yannik	1997	SUI	1:06.48	1.88	13		
19	30	6190467	PIOLAINE Simon	1997	FRA	1:06.46	1.86	12		
20	23	151060	PAULUS Daniel	1994	CZE	1:06.36	1.76	11		
21	13	690208	DELSANTE Rocco	1991	ITA	1:06.27	1.67	10		
22	5	6190276	BRONDEX Alexis	1996	FRA	1:06.12	1.52	9		
23	8	481103	ANDRIENKO Aleksander	1990	RUS	1:06.05	1.45	8		
24	9	511817	STRICKER Martin	1991	SUI	1:06.01	1.41	7		
25	14	481785	EFIMOV Simon	1996	RUS	1:05.90	1.30	6		
26	11	6291099	GUALAZZI Michele	1994	ITA	1:05.22	0.62	5		
27	2	481463	PYASIK Evgenij	1993	RUS	1:05.10	0.50	4		
28	10	511867	NOGER Cedric	1992	SUI	1:05.06	0.46	3		
29	4	990051	BOSCA Giulio Giovanni	1990	ITA	1:04.95	0.35	2		
30	7	511895	MUELLER Joel	1992	SUI	1:04.60	0.00	1		
31	3	304242	NARITA Hideyuki	1993	JPN	1:07.69	3.09	31		
32	50	104516	BEAURIVAGE Justin	1997	CAN	1:07.74	3.14	32		
33	40	430668	DZIEDZIC Andrzej	1995	POL	1:07.74	3.14	32		
34	12	54242	BINDERITSCH Bernhard	1994	AUT	1:07.74	3.14	32		
35	72	400268	BORSBOOM Olaf	1995	NED	1:07.75	3.15	35		
36	46	6531228	BAROUNOS Alex	1995	GBR	1:07.77	3.17	36		
37	34	104015	SCHUESSLER BEDARD William	1993	CAN	1:07.79	3.19	37		
38	58	104268	MERCIER ROBIN William	1995	CAN	1:07.80	3.20	38		
39	36	501508	NYBERG Jonas	1990	SWE	1:07.81	3.21	39		
40	18	103751	TOUTANT Simon-Claude	1991	CAN	1:07.93	3.33	40		
41	35	6292052	RIGAMONTI Giacomo	1996	ITA	1:07.98	3.38	41		
42	31	54373	SENDLHOFER Lukas	1996	AUT	1:08.04	3.44	42		



Almaty 2017
28th WINTER UNIVERSIADE

Shymbulak Ski Resort

SAT 4 FEB 2017
Start Time 13:00

Alpine Skiing

Men's Giant Slalom

Run 2



Start List

Number of Competitors: 77, Number of Countries: 31

Start Order	Bib	FIS Code	Name	Year of Birth	CTRY Code	Run 1	Diff.	Rank	Run 2	Total
43	25	481845	SVITKOV Gennadiy	1997	RUS	1:08.08	3.48	43		
44	77	320370	LEE Dong-Geun	1994	KOR	1:08.56	3.96	44		
45	56	430550	KLUSAK Jakub	1992	POL	1:08.60	4.00	45		
46	71	561371	NAPOTNIK Jan	1997	SLO	1:08.87	4.27	46		
47	52	320391	KIM Dong-Woo	1995	KOR	1:09.11	4.51	47		
48	62	151173	KRAL Petr	1996	CZE	1:09.12	4.52	48		
49	43	103984	LAJOIE Vincent	1993	CAN	1:09.14	4.54	49		
50	55	550066	ZVEJNIEKS Miks	1995	LAT	1:09.20	4.60	50		
51	64	430667	BIALOBRZYCKI Dominik	1995	POL	1:09.33	4.73	51		
52	76	310410	VUKOVIC Andrija	1994	SRB	1:09.60	5.00	52		
53	66	670080	KUCHIN Zakhar	1997	KAZ	1:09.78	5.18	53		
54	57	320386	JO Kwang-Ho	1995	KOR	1:09.78	5.18	53		
55	39	512148	HEINZMANN Simon	1995	SUI	1:09.86	5.26	55		
56	61	502065	OHLSSON Erik	1995	SWE	1:09.93	5.33	56		
57	65	770015	TIMOFEEV Evgeniy	1994	KGZ	1:10.09	5.49	57		
58	78	780013	ZAVECKAS Rokas	1996	LTU	1:10.20	5.60	58		
59	63	320379	CHOI Chang-Hyun	1994	KOR	1:10.56	5.96	59		
60	48	501436	ERIKSSON Jakob	1990	SWE	1:10.71	6.11	60		
61	68	670082	DANOV Sergey	1997	KAZ	1:11.20	6.60	61		
62	69	210040	TUKHTAEV Kamiljon	1997	UZB	1:11.32	6.72	62		
63	75	520170	DENIZ Serdar	1997	TUR	1:11.97	7.37	63		
64	90	690737	TSIBELENGO Levko	1996	UKR	1:12.40	7.80	64		
65	81	240122	SZEPESI Bertold	1990	HUN	1:13.53	8.93	65		
66	70	30405	BACIGALUPO Tomas	1998	ARG	1:13.69	9.09	66		
67	82	390039	VIRRO Sten-Mark	1997	EST	1:14.35	9.75	67		
68	84	340440	BEHLOK Allen	1998	LBN	1:15.22	10.62	68		
69	80	340447	ZINA Jeffrey	1998	LBN	1:15.75	11.15	69		
70	83	690732	MARIICHYN Andriy	1995	UKR	1:15.86	11.26	70		
71	87	690721	HAM Ihor	1995	UKR	1:16.15	11.55	71		
72	86	690752	KOVBASNYUK Taras	1997	UKR	1:19.47	14.87	72		
73	85	210041	BUKHARBAEV Damir	1996	UZB	1:25.35	20.75	73		
74	96	830026	SOKHIBNAZARI Tursunmurod	1996	TJK	1:26.88	22.28	74		
75	94	120078	FANG Xiang	1994	CHN	1:33.51	28.91	75		
76	93	830025	SAYFIDDINI Nizomiddin	1999	TJK	1:34.33	29.73	76		
77	92	120077	SUN Ji	1991	CHN	1:39.45	34.85	77		

Forerunners						
Run 1	A - GRIGOROV Roman	KAZ	B - SATKEEV Islan	KAZ	C - ZELGER Gian	SUI
	D - HEHLI Gian-Andrea	SUI				
Run 2	A - GRIGOROV Roman	KAZ	B - SATKEEV Islan	KAZ	C - ZELGER Gian	SUI
	D - HEHLI Gian-Andrea	SUI				

Updated number of Gates and Turning Gates

04-02-2017 / ALMATY (KAZ) / 1182

ALPMGS-----FNL-000102--_51B 1.1

Report Created SAT 4 FEB 2017 12:36

Page 2/2





Almaty 2017

28TH WINTER UNIVERSIADE



ALPINE SKIING

Men's Super-G



Almaty 2017
28th WINTER UNIVERSIADE

Shymbulak Ski Resort

MON 30 JAN 2017
Start Time 13:00

Alpine Skiing

Men's Super-G

Super-G



Start List

Jury

FIS Technical Delegate	GOURIEV Iouri	RUS
Referee	KRANJC Matjaz	FIS
Assistant Referee	ORLOV Alexey	RUS
Chief of Race	OBYSKALOV Andre	KAZ
Start Referee	SMIRNOV Alexander	KAZ
Finish Referee	SYCHEV Igor	KAZ

Technical Data

Course Name	Shymbulak
Start Altitude	2840m
Finish Altitude	2370m
Vertical Drop	470m
Course Length	
Homologation Number	11695/04/15

Race Information

Course Setter	BUDORATSKI Gennadi	RUS
Gates/Turning Gates	36/35	
Start Time	13:00	

Number of Competitors: 75, Number of Countries: 26

Bib	FIS Code	Name	Year of Birth	CTRY Code	Time
1	481463	PYASIK Evgenij	1993	RUS	
2	310421	STEOVIC Marko	1996	SRB	
3	690616	TENTORI Michelangelo	1991	ITA	
4	310426	VUKICEVIC Marko	1992	SRB	
5	6290151	BERETTA Carlo	1992	ITA	
6	670052	KHUBER Martin	1992	KAZ	
7	151060	PAULUS Daniel	1994	CZE	
8	6292563	CASARTELLI Athos	1997	ITA	
9	430640	BABICKI Pawel	1994	POL	
10	54383	KOGLER Tobias	1996	AUT	
11	481785	EFIMOV Simon	1996	RUS	
12	430472	KLUSAK Michal	1990	POL	
13	481875	RIABITCA Konstantin	1997	RUS	
14	104015	SCHUESSLER BEDARD William	1993	CAN	
15	481845	SVITKOV Gennadiy	1997	RUS	
16	103984	LAJOIE Vincent	1993	CAN	
17	430668	DZIEDZIC Andrzej	1995	POL	
18	512242	HEHLI Gian-Andrea	1997	SUI	
19	481549	STUKOV Maksim	1994	RUS	
20	700901	HYSKA Martin	1994	SVK	
21	481617	USHAKOV Andrey	1995	RUS	
22	512264	BEGUELIN Axel	1997	SUI	
23	561371	NAPOTNIK Jan	1997	SLO	
24	550054	ZVEJNIEKS Kristaps	1992	LAT	
25	6292457	VITTORI Antonio	1997	ITA	
26	110350	FIGUEROA Andres	1996	CHI	
27	104516	BEAURIVAGE Justin	1997	CAN	
28	320391	KIM Dong-Woo	1995	KOR	
29	151024	KOTZMANN Adam	1993	CZE	
30	690694	KOVBASNYUK Ivan	1993	UKR	
31	700941	KATRENIC Henrich	1998	SVK	
32	700868	FALAT Matej	1993	SVK	
33	304242	NARITA Hideyuki	1993	JPN	
34	6292065	BERETTA Filippo	1996	ITA	
35	6292052	RIGAMONTI Giacomo	1996	ITA	
36	54307	GRUBER Christof	1995	AUT	
37	670068	KOSTROV Alexandr	1994	KAZ	
38	430550	KLUSAK Jakub	1992	POL	
39	512239	DOBLER Yannik	1997	SUI	
40	320370	LEE Dong-Geun	1994	KOR	
41	670079	SYSSOYEV Alexey	1996	KAZ	
42	770015	TIMOFEEV Evgeniy	1994	KGZ	





Almaty 2017
28th WINTER UNIVERSIADE

Shymbulak Ski Resort

MON 30 JAN 2017
Start Time 13:00

Alpine Skiing

Men's Super-G

Super-G



Start List

Number of Competitors: 75, Number of Countries: 26

Bib	FIS Code	Name	Year of Birth	CTRY Code	Time
43	561360	KRALJ Zan	1997	SLO	
44	320386	JO Kwang-Ho	1995	KOR	
45	304535	NAKAMURA Shun	1995	JPN	
46	150834	ZIKA Adam	1989	CZE	
47	320390	LEE Jang-Woo	1995	KOR	
48	512029	NIEMEYER Nicola	1994	SUI	
49	320379	CHOI Chang-Hyun	1994	KOR	
50	511817	STRICKER Martin	1991	SUI	
51	670082	DANOV Sergey	1997	KAZ	
52	512173	ZELGER Gian	1996	SUI	
53	210040	TUKHTAEV Kamiljon	1997	UZB	
54	110356	OPPLIGER Lucas	1996	CHI	
55	670080	KUCHIN Zakhar	1997	KAZ	
56	502065	OHLSSON Erik	1995	SWE	
57	151110	STEPAN Martin	1995	CZE	
58	151173	KRAL Petr	1996	CZE	
59	30405	BACIGALUPO Tomas	1998	ARG	
60	92562	PRISADOV Stefan	1990	BUL	
61	430667	BIALOBRZYCKI Dominik	1995	POL	
62	690737	TSIBELENGO Levko	1996	UKR	
63	780013	ZAVECKAS Rokas	1996	LTU	
64	340447	ZINA Jeffrey	1998	LBN	
65	92673	NUSHEV Georgi	1995	BUL	
66	240122	SZEPESI Bertold	1990	HUN	
67	104191	MAINS Gabriel	1994	CAN	
68	320417	KIM Dong-Cheul	1997	KOR	
69	310410	VUKOVIC Andrija	1994	SRB	
70	690752	KOVBASNYUK Taras	1997	UKR	
71	690721	HAM Ihor	1995	UKR	
72	400268	BORSBOOM Olaf	1995	NED	
73	210041	BUKHARBAEV Damir	1996	UZB	
74	390039	VIRRO Sten-Mark	1997	EST	
75	690732	MARIICHYN Andriy	1995	UKR	

Forerunners					
A - GRIGOROV Roman	KAZ	B - SATKEEV Islan	KAZ	C - KARASEV Mikhail	
D - STUPAKOV Vadim	KAZ				

Add one more racer Bib 75, MARIICHYN Andriy UKR





Almaty 2017
28th WINTER UNIVERSIADE

Shymbulak Ski Resort

MON 30 JAN 2017
Start Time 13:00

Alpine Skiing

Men's Super-G



Official Results

Jury

FIS Technical Delegate	GOURIEV Iouri	RUS
Referee	KRANJC Matjaz	FIS
Assistant Referee	ORLOV Alexey	RUS
Chief of Race	OBYSKALOV Andre	KAZ

Technical Data

Course Name	Chymbulak
Start Altitude	2840m
Finish Altitude	2370m
Vertical Drop	470m
Course Length	1580m
Homologation Number	11695/04/15

Race Information

Course Setter	BUDORATSKI Gennadi	RUS
Gates/Turning Gates	36/35	
Start Time	13:00	

Number of Competitors: 75, Number of Countries: 26

F-factor: 1080

Rank	Bib	FIS Code	Name	Year of Birth	CTRY Code	Time	Diff.	Distance (m)	Race Points
1	3	690616	TENTORI Michelangelo	1991	ITA	1:03.03			
2	1	481463	PYASIK Evgenij	1993	RUS	1:03.06	0.03	0.75	0.51
3	11	481785	EFIMOV Simon	1996	RUS	1:03.77	0.74	18.33	12.68
4	4	310426	VUKICEVIC Marko	1992	SRB	1:03.88	0.85	21.02	14.56
5	10	54383	KOGLER Tobias	1996	AUT	1:03.96	0.93	22.97	15.94
6	9	430640	BABICKI Pawel	1994	POL	1:04.10	1.07	26.37	18.33
7	2	310421	STEOVIC Marko	1996	SRB	1:04.22	1.19	29.28	20.39
8	13	481875	RIABITCA Konstantin	1997	RUS	1:04.35	1.32	32.41	22.62
9	43	561360	KRALJ Zan	1997	SLO	1:04.45	1.42	34.81	24.33
10	7	151060	PAULUS Daniel	1994	CZE	1:04.78	1.75	42.68	29.99
11	15	481845	SVITKOV Gennadiy	1997	RUS	1:04.93	1.90	46.23	32.56
12	6	670052	KHUBER Martin	1992	KAZ	1:05.17	2.14	51.88	36.67
13	50	511817	STRICKER Martin	1991	SUI	1:05.18	2.15	52.12	36.84
14	24	550054	ZVEJNIEKS Kristaps	1992	LAT	1:05.23	2.20	53.29	37.70
15	8	6292563	CASARTELLI Athos	1997	ITA	1:05.47	2.44	58.88	41.81
16	31	700941	KATRENIC Henrich	1998	SVK	1:05.67	2.64	63.52	45.24
17	14	104015	SCHUESSLER BEDARD William	1993	CAN	1:05.68	2.65	63.75	45.41
18	39	512239	DOBLER Yannik	1997	SUI	1:05.72	2.69	64.67	46.09
19	18	512242	HEHLI Gian-Andrea	1997	SUI	1:05.79	2.76	66.28	47.29
20	29	151024	KOTZMANN Adam	1993	CZE	1:05.80	2.77	66.51	47.46
21	45	304535	NAKAMURA Shun	1995	JPN	1:05.84	2.81	67.43	48.15
22	19	481549	STUKOV Maksim	1994	RUS	1:05.97	2.94	70.41	50.38
23	33	304242	NARITA Hideyuki	1993	JPN	1:05.98	2.95	70.64	50.55
24	38	430550	KLUSAK Jakub	1992	POL	1:05.99	2.96	70.87	50.72
25	35	6292052	RIGAMONTI Giacomo	1996	ITA	1:06.22	3.19	76.11	54.66
26	5	6290151	BERETTA Carlo	1992	ITA	1:06.31	3.28	78.15	56.20
27	36	54307	GRUBER Christof	1995	AUT	1:06.39	3.36	79.96	57.57
28	22	512264	BEGUELIN Axel	1997	SUI	1:06.50	3.47	82.45	59.46
29	46	150834	ZIKA Adam	1989	CZE	1:06.66	3.63	86.04	62.20
30	28	320391	KIM Dong-Woo	1995	KOR	1:06.68	3.65	86.49	62.54
31	23	561371	NAPOTNIK Jan	1997	SLO	1:06.85	3.82	90.29	65.45
32	26	110350	FIGUEROA Andres	1996	CHI	1:06.92	3.89	91.84	66.65
33	21	481617	USHAKOV Andrey	1995	RUS	1:06.98	3.95	93.18	67.68
34	27	104516	BEAURIVAGE Justin	1997	CAN	1:07.05	4.02	94.73	68.88
35	25	6292457	VITTORI Antonio	1997	ITA	1:07.06	4.03	94.95	69.05
36	34	6292065	BERETTA Filippo	1996	ITA	1:07.34	4.31	101.13	73.85
37	55	670080	KUCHIN Zakhar	1997	KAZ	1:07.40	4.37	102.44	74.88
38	44	320386	JO Kwang-Ho	1995	KOR	1:07.61	4.58	107.03	78.48
39	51	670082	DANOV Sergey	1997	KAZ	1:08.20	5.17	119.77	88.59
40	69	310410	VUKOVIC Andrija	1994	SRB	1:08.60	5.57	128.29	95.44





Almaty 2017
28th WINTER UNIVERSIADE

Shymbulak Ski Resort

MON 30 JAN 2017
Start Time 13:00

Alpine Skiing

Men's Super-G

Super-G



Official Results

Number of Competitors: 75, Number of Countries: 26

F-factor: 1080

Rank	Bib	FIS Code	Name	Year of Birth	CTRY Code	Time	Diff.	Distance (m)	Race Points
41	42	770015	TIMOFEEV Evgeniy	1994	KGZ	1:08.64	5.61	129.13	96.13
42	52	512173	ZELGER Gian	1996	SUI	1:08.77	5.74	131.88	98.35
43	72	400268	BORSBOOM Olaf	1995	NED	1:08.92	5.89	135.03	100.92
43	47	320390	LEE Jang-Woo	1995	KOR	1:08.92	5.89	135.03	100.92
45	37	670068	KOSTROV Alexandr	1994	KAZ	1:09.08	6.05	138.38	103.66
46	61	430667	BIALOBRZYCKI Dominik	1995	POL	1:09.35	6.32	143.99	108.29
47	49	320379	CHOI Chang-Hyun	1994	KOR	1:09.36	6.33	144.20	108.46
48	63	780013	ZAVECKAS Rokas	1996	LTU	1:09.39	6.36	144.82	108.98
49	41	670079	SYSSOYEV Alexey	1996	KAZ	1:09.50	6.47	147.09	110.86
50	54	110356	OPPLIGER Lucas	1996	CHI	1:09.99	6.96	157.12	119.26
51	56	502065	OHLSSON Erik	1995	SWE	1:10.21	7.18	161.58	123.03
52	68	320417	KIM Dong-Cheul	1997	KOR	1:10.87	7.84	174.79	134.34
53	64	340447	ZINA Jeffrey	1998	LBN	1:11.43	8.40	185.80	143.93
54	53	210040	TUKHTAEV Kamiljon	1997	UZB	1:11.87	8.84	194.34	151.47
55	75	690732	MARIICHYN Andriy	1995	UKR	1:13.10	10.07	217.66	172.55
56	74	390039	VIRRO Sten-Mark	1997	EST	1:14.06	11.03	235.31	189.00
57	66	240122	SZEPESI Bertold	1990	HUN	1:14.62	11.59	245.41	198.59
58	70	690752	KOVBASNYUK Taras	1997	UKR	1:20.62	17.59	344.73	301.40
59	73	210041	BUKHARBAEV Damir	1996	UZB	1:24.39	21.36	399.91	366.00
60	71	690721	HAM Ihor	1995	UKR	1:26.04	23.01	422.55	394.27

DID NOT FINISH: 12 competitors

12	430472	KLUSAK Michal	1990	POL
16	103984	LAJOIE Vincent	1993	CAN
17	430668	DZIEDZIC Andrzej	1995	POL
20	700901	HYSKA Martin	1994	SVK
32	700868	FALAT Matej	1993	SVK
40	320370	LEE Dong-Geun	1994	KOR
48	512029	NIEMEYER Nicola	1994	SUI
57	151110	STEPAN Martin	1995	CZE
58	151173	KRAL Petr	1996	CZE
59	30405	BACIGALUPO Tomas	1998	ARG
62	690737	TSIBELENKO Levko	1996	UKR
67	104191	MAINS Gabriel	1994	CAN

DID NOT START: 3 competitors

30	690694	KOVBASNYUK Ivan	1993	UKR
60	92562	PRISADOV Stefan	1990	BUL
65	92673	NUSHEV Georgi	1995	BUL

Forerunners

A - GRIGOROV Roman KAZ B - SATKEEV Islan KAZ C - KARASEV Mikhail

30-01-2017 / ALMATY (KAZ) / 1180

ALPMSG-----FNL-000100--_73A 1.2

Report Created MON 30 JAN 2017 17:36

Page 2/2





Performance Analysis by Rank

Number of Competitors: 60, Number of Countries: 24

Rank	Bib	Name	CTRY Code	Positions			Partials		Difference		Speed (km/h)	Rank
				Pos	Time	Rank	Pos	Time	Rank	Time		
1	3	TENTORI Michelangelo	ITA	Int 1: Int 2: Fin:	22.42 42.19 1:03.03	(2) (1) (1)	I1-I2: I2-Fin:	19.77 20.84	(1) (3)	0.11 0.00 0.00	Sp1: Avg:	90.24
2	1	PYASIK Evgenij	RUS	Int 1: Int 2: Fin:	22.31 42.38 1:03.06	(1) (2) (2)	I1-I2: I2-Fin:	20.07 20.68	(3) (1)	0.00 0.19 0.03	Sp1: Avg:	90.20
3	11	EFIMOV Simon	RUS	Int 1: Int 2: Fin:	22.43 42.46 1:03.77	(3) (3) (3)	I1-I2: I2-Fin:	20.03 21.31	(2) (13)	0.12 0.27 0.74	Sp1: Avg:	89.20
4	4	VUKICEVIC Marko	SRB	Int 1: Int 2: Fin:	22.59 43.12 1:03.88	(5) (7) (4)	I1-I2: I2-Fin:	20.53 20.76	(11) (2)	0.28 0.93 0.85	Sp1: Avg:	89.04
5	10	KOGLER Tobias	AUT	Int 1: Int 2: Fin:	22.45 42.69 1:03.96	(4) (4) (5)	I1-I2: I2-Fin:	20.24 21.27	(6) (9)	0.14 0.50 0.93	Sp1: Avg:	88.93
6	9	BABICKI Pawel	POL	Int 1: Int 2: Fin:	22.60 42.71 1:04.10	(6) (5) (6)	I1-I2: I2-Fin:	20.11 21.39	(4) (16)	0.29 0.52 1.07	Sp1: Avg:	88.74
7	2	STEVOVIC Marko	SRB	Int 1: Int 2: Fin:	22.76 43.03 1:04.22	(8) (6) (7)	I1-I2: I2-Fin:	20.27 21.19	(7) (8)	0.45 0.84 1.19	Sp1: Avg:	88.57
8	13	RIABITCA Konstantin	RUS	Int 1: Int 2: Fin:	23.00 43.32 1:04.35	(13) (9) (8)	I1-I2: I2-Fin:	20.32 21.03	(8) (5)	0.69 1.13 1.32	Sp1: Avg:	88.39
9	43	KRALJ Zan	SLO	Int 1: Int 2: Fin:	23.15 43.33 1:04.45	(17) (10) (9)	I1-I2: I2-Fin:	20.18 21.12	(5) (6)	0.84 1.14 1.42	Sp1: Avg:	88.25
10	7	PAULUS Daniel	CZE	Int 1: Int 2: Fin:	22.93 43.29 1:04.78	(10) (8) (10)	I1-I2: I2-Fin:	20.36 21.49	(9) (18)	0.62 1.10 1.75	Sp1: Avg:	87.80
11	15	SVITKOV Gennadiy	RUS	Int 1: Int 2: Fin:	22.74 43.81 1:04.93	(7) (11) (11)	I1-I2: I2-Fin:	21.07 21.12	(24) (6)	0.43 1.62 1.90	Sp1: Avg:	87.60
12	6	KHUBER Martin	KAZ	Int 1: Int 2: Fin:	23.23 43.88 1:05.17	(20) (14) (12)	I1-I2: I2-Fin:	20.65 21.29	(14) (11)	0.92 1.69 2.14	Sp1: Avg:	87.28
13	50	STRICKER Martin	SUI	Int 1: Int 2: Fin:	23.10 43.91 1:05.18	(14) (15) (13)	I1-I2: I2-Fin:	20.81 21.27	(16) (9)	0.79 1.72 2.15	Sp1: Avg:	87.27
14	24	ZVEJNIEKS Kristaps	LAT	Int 1: Int 2: Fin:	23.11 44.24 1:05.23	(15) (24) (14)	I1-I2: I2-Fin:	21.13 20.99	(27) (4)	0.80 2.05 2.20	Sp1: Avg:	87.20
15	8	CASARTELLI Athos	ITA	Int 1: Int 2: Fin:	22.97 44.11 1:05.47	(12) (19) (15)	I1-I2: I2-Fin:	21.14 21.36	(29) (15)	0.66 1.92 2.44	Sp1: Avg:	86.88
16	31	KATRENIC Henrich	SVK	Int 1: Int 2: Fin:	23.13 44.24 1:05.67	(16) (24) (16)	I1-I2: I2-Fin:	21.11 21.43	(26) (17)	0.82 2.05 2.64	Sp1: Avg:	86.61



Performance Analysis by Rank

Rank	Bib	Name	CTRY Code	Positions			Partials		Difference		Pos.	Speed (km/h)	Rank
				Pos	Time	Rank	Pos	Time	Rank	Time			
17	14	SCHUESSLER BEDARD William	CAN	Int 1: Int 2: Fin:	22.87 43.82 1:05.68	(9) (12) (17)	11-12: 12-Fin:	20.95 21.86	(23) (25)	0.56 1.63 2.65	63.75	Sp1: Avg: 86.60	
18	39	DOBLER Yannik	SUI	Int 1: Int 2: Fin:	23.30 44.14 1:05.72	(24) (20) (18)	11-12: 12-Fin:	20.84 21.58	(19) (20)	0.99 1.95 2.69	64.67	Sp1: Avg: 86.55	
19	18	HEHLI Gian-Andrea	SUI	Int 1: Int 2: Fin:	23.16 44.29 1:05.79	(18) (26) (19)	11-12: 12-Fin:	21.13 21.50	(27) (19)	0.85 2.10 2.76	66.28	Sp1: Avg: 86.46	
20	29	KOTZMANN Adam	CZE	Int 1: Int 2: Fin:	23.25 44.07 1:05.80	(23) (18) (20)	11-12: 12-Fin:	20.82 21.73	(17) (22)	0.94 1.88 2.77	66.51	Sp1: Avg: 86.44	
21	45	NAKAMURA Shun	JPN	Int 1: Int 2: Fin:	23.22 43.86 1:05.84	(19) (13) (21)	11-12: 12-Fin:	20.64 21.98	(13) (29)	0.91 1.67 2.81	67.43	Sp1: Avg: 86.39	
22	19	STUKOV Maksim	RUS	Int 1: Int 2: Fin:	22.94 44.04 1:05.97	(11) (17) (22)	11-12: 12-Fin:	21.10 21.93	(25) (27)	0.63 1.85 2.94	70.41	Sp1: Avg: 86.22	
23	33	NARITA Hideyuki	JPN	Int 1: Int 2: Fin:	23.42 43.95 1:05.98	(29) (16) (23)	11-12: 12-Fin:	20.53 22.03	(11) (30)	1.11 1.76 2.95	70.64	Sp1: Avg: 86.21	
24	38	KLUSAK Jakub	POL	Int 1: Int 2: Fin:	23.31 44.15 1:05.99	(25) (21) (24)	11-12: 12-Fin:	20.84 21.84	(19) (24)	1.00 1.96 2.96	70.87	Sp1: Avg: 86.19	
25	35	RIGAMONTI Giacomo	ITA	Int 1: Int 2: Fin:	23.41 44.32 1:06.22	(28) (27) (25)	11-12: 12-Fin:	20.91 21.90	(22) (26)	1.10 2.13 3.19	76.11	Sp1: Avg: 85.90	
26	5	BERETTA Carlo	ITA	Int 1: Int 2: Fin:	23.36 44.22 1:06.31	(27) (23) (26)	11-12: 12-Fin:	20.86 22.09	(21) (31)	1.05 2.03 3.28	78.15	Sp1: Avg: 85.78	
27	36	GRUBER Christof	AUT	Int 1: Int 2: Fin:	24.18 44.67 1:06.39	(45) (30) (27)	11-12: 12-Fin:	20.49 21.72	(10) (21)	1.87 2.48 3.36	79.96	Sp1: Avg: 85.68	
28	22	BEGUELIN Axel	SUI	Int 1: Int 2: Fin:	23.23 44.74 1:06.50	(20) (31) (28)	11-12: 12-Fin:	21.51 21.76	(34) (23)	0.92 2.55 3.47	82.45	Sp1: Avg: 85.53	
29	46	ZIKA Adam	CZE	Int 1: Int 2: Fin:	23.71 45.36 1:06.66	(35) (36) (29)	11-12: 12-Fin:	21.65 21.30	(37) (12)	1.40 3.17 3.63	86.04	Sp1: Avg: 85.33	
30	28	KIM Dong-Woo	KOR	Int 1: Int 2: Fin:	23.44 44.18 1:06.68	(30) (22) (30)	11-12: 12-Fin:	20.74 22.50	(15) (40)	1.13 1.99 3.65	86.49	Sp1: Avg: 85.30	
31	23	NAPOTNIK Jan	SLO	Int 1: Int 2: Fin:	23.35 44.75 1:06.85	(26) (32) (31)	11-12: 12-Fin:	21.40 22.10	(33) (32)	1.04 2.56 3.82	90.29	Sp1: Avg: 85.09	
32	26	FIGUEROA Andres	CHI	Int 1: Int 2: Fin:	23.24 44.48 1:06.92	(22) (29) (32)	11-12: 12-Fin:	21.24 22.44	(31) (39)	0.93 2.29 3.89	91.84	Sp1: Avg: 85.00	



Performance Analysis by Rank

Rank	Bib	Name	CTRY Code	Positions			Partials		Difference		Pos.	Speed (km/h)	Rank
				Pos	Time	Rank	Pos	Time	Rank	Time			
33	21	USHAKOV Andrey	RUS	Int 1: Int 2: Fin:	23.48 44.81 1:06.98	(32) (33) (33)	11-12: 12-Fin:	21.33 22.17	(32) (33)	1.17 2.62 3.95	93.18	Sp1: Avg: 84.92	
34	27	BEURIVAGE Justin	CAN	Int 1: Int 2: Fin:	23.56 44.38 1:07.05	(33) (28) (34)	11-12: 12-Fin:	20.82 22.67	(17) (43)	1.25 2.19 4.02	94.73	Sp1: Avg: 84.83	
35	25	VITTORI Antonio	ITA	Int 1: Int 2: Fin:	23.58 45.75 1:07.06	(34) (39) (35)	11-12: 12-Fin:	22.17 21.31	(44) (13)	1.27 3.56 4.03	94.95	Sp1: Avg: 84.82	
36	34	BERETTA Filippo	ITA	Int 1: Int 2: Fin:	23.45 44.97 1:07.34	(31) (34) (36)	11-12: 12-Fin:	21.52 22.37	(35) (38)	1.14 2.78 4.31	101.1	Sp1: Avg: 84.47	
37	55	KUCHIN Zakhar	KAZ	Int 1: Int 2: Fin:	23.86 45.07 1:07.40	(39) (35) (37)	11-12: 12-Fin:	21.21 22.33	(30) (37)	1.55 2.88 4.37	102.4	Sp1: Avg: 84.39	
38	44	JO Kwang-Ho	KOR	Int 1: Int 2: Fin:	23.82 45.38 1:07.61	(37) (37) (38)	11-12: 12-Fin:	21.56 22.23	(36) (34)	1.51 3.19 4.58	107.0	Sp1: Avg: 84.13	
39	51	DANOV Sergey	KAZ	Int 1: Int 2: Fin:	24.10 46.25 1:08.20	(42) (43) (39)	11-12: 12-Fin:	22.15 21.95	(43) (28)	1.79 4.06 5.17	119.7	Sp1: Avg: 83.40	
40	69	VUKOVIC Andrija	SRB	Int 1: Int 2: Fin:	23.82 45.64 1:08.60	(37) (38) (40)	11-12: 12-Fin:	21.82 22.96	(39) (46)	1.51 3.45 5.57	128.2	Sp1: Avg: 82.92	
41	42	TIMOFEEV Evgeniy	KGZ	Int 1: Int 2: Fin:	24.19 46.05 1:08.64	(46) (41) (41)	11-12: 12-Fin:	21.86 22.59	(40) (41)	1.88 3.86 5.61	129.1	Sp1: Avg: 82.87	
42	52	ZELGER Gian	SUI	Int 1: Int 2: Fin:	23.98 46.18 1:08.77	(40) (42) (42)	11-12: 12-Fin:	22.20 22.59	(45) (41)	1.67 3.99 5.74	131.8	Sp1: Avg: 82.71	
43	72	BORSBOOM Olaf	NED	Int 1: Int 2: Fin:	24.27 46.68 1:08.92	(48) (47) (43)	11-12: 12-Fin:	22.41 22.24	(47) (35)	1.96 4.49 5.89	135.0	Sp1: Avg: 82.53	
43	47	LEE Jang-Woo	KOR	Int 1: Int 2: Fin:	24.21 45.91 1:08.92	(47) (40) (43)	11-12: 12-Fin:	21.70 23.01	(38) (48)	1.90 3.72 5.89	135.0	Sp1: Avg: 82.53	
45	37	KOSTROV Alexandr	KAZ	Int 1: Int 2: Fin:	23.71 46.79 1:09.08	(35) (50) (45)	11-12: 12-Fin:	23.08 22.29	(53) (36)	1.40 4.60 6.05	138.3	Sp1: Avg: 82.34	
46	61	BIALOBRZYCKI Dominik	POL	Int 1: Int 2: Fin:	24.04 46.38 1:09.35	(41) (45) (46)	11-12: 12-Fin:	22.34 22.97	(46) (47)	1.73 4.19 6.32	143.9	Sp1: Avg: 82.02	
47	49	CHOI Chang-Hyun	KOR	Int 1: Int 2: Fin:	24.38 46.34 1:09.36	(51) (44) (47)	11-12: 12-Fin:	21.96 23.02	(41) (49)	2.07 4.15 6.33	144.2	Sp1: Avg: 82.01	
48	63	ZAVECKAS Rokas	LTU	Int 1: Int 2: Fin:	24.12 46.68 1:09.39	(43) (47) (48)	11-12: 12-Fin:	22.56 22.71	(51) (44)	1.81 4.49 6.36	144.8	Sp1: Avg: 81.97	



Performance Analysis by Rank

Rank	Bib	Name	CTRY Code	Positions			Partials		Difference		Pos.	Speed (km/h)	Rank
				Pos	Time	Rank	Pos	Time	Rank	Time			
49	41	SYSSOYEV Alexey	KAZ	Int 1: Int 2: Fin:	24.17 46.69 1:09.50	(44) (49) (49)	11-12: 12-Fin:	22.52 22.81	(48) (45)	1.86 4.50 6.47	147.0	Sp1: Avg: 81.84	
50	54	OPPLIGER Lucas	CHI	Int 1: Int 2: Fin:	24.40 46.42 1:09.99	(52) (46) (50)	11-12: 12-Fin:	22.02 23.57	(42) (53)	2.09 4.23 6.96	157.1	Sp1: Avg: 81.27	
51	56	OHLSSON Erik	SWE	Int 1: Int 2: Fin:	24.28 46.83 1:10.21	(50) (51) (51)	11-12: 12-Fin:	22.55 23.38	(50) (52)	1.97 4.64 7.18	161.5	Sp1: Avg: 81.01	
52	68	KIM Dong-Cheul	KOR	Int 1: Int 2: Fin:	24.73 47.59 1:10.87	(55) (53) (52)	11-12: 12-Fin:	22.86 23.28	(52) (51)	2.42 5.40 7.84	174.7	Sp1: Avg: 80.26	
53	64	ZINA Jeffrey	LBN	Int 1: Int 2: Fin:	24.70 48.38 1:11.43	(54) (55) (53)	11-12: 12-Fin:	23.68 23.05	(54) (50)	2.39 6.19 8.40	185.8	Sp1: Avg: 79.63	
54	53	TUKHTAEV Kamiljon	UZB	Int 1: Int 2: Fin:	24.63 47.15 1:11.87	(53) (52) (54)	11-12: 12-Fin:	22.52 24.72	(48) (56)	2.32 4.96 8.84	194.3	Sp1: Avg: 79.14	
55	75	MARIICHYN Andriy	UKR	Int 1: Int 2: Fin:	24.27 48.31 1:13.10	(48) (54) (55)	11-12: 12-Fin:	24.04 24.79	(55) (57)	1.96 6.12 10.07	217.6	Sp1: Avg: 77.81	
56	74	VIRRO Sten-Mark	EST	Int 1: Int 2: Fin:	25.65 49.94 1:14.06	(56) (56) (56)	11-12: 12-Fin:	24.29 24.12	(56) (55)	3.34 7.75 11.03	235.3	Sp1: Avg: 76.80	
57	66	SZEPESI Bertold	HUN	Int 1: Int 2: Fin:	25.89 50.65 1:14.62	(57) (57) (57)	11-12: 12-Fin:	24.76 23.97	(57) (54)	3.58 8.46 11.59	245.4	Sp1: Avg: 76.23	
58	70	KOVBASNYUK Taras	UKR	Int 1: Int 2: Fin:	26.88 53.82 1:20.62	(58) (58) (58)	11-12: 12-Fin:	26.94 26.80	(59) (59)	4.57 11.63 17.59	344.7	Sp1: Avg: 70.55	
59	73	BUKHARBAEV Damir	UZB	Int 1: Int 2: Fin:	30.80 57.69 1:24.39	(60) (59) (59)	11-12: 12-Fin:	26.89 26.70	(58) (58)	8.49 15.50 21.36	399.9	Sp1: Avg: 67.40	
60	71	HAM Ihor	UKR	Int 1: Int 2: Fin:	28.50 58.57 1:26.04	(59) (60) (60)	11-12: 12-Fin:	30.07 27.47	(60) (60)	6.19 16.38 23.01	422.5	Sp1: Avg: 66.11	

Intermediate Time Positions: Int. 1 = Intermediate 1

Int. 2 = Intermediate 2

Speed Measurement Positions: Sp. 1 = Speed 1

Legend:

Avg Average **Dist.(m)** Distance in meters **Fin** Finish **Int** Intermediate
Pos. Intermediate or speed position **Sp** Speed trap



Performance Analysis by Bib

Number of Competitors: 75, Number of Countries: 26

Bib	Name	CTRY Code	Positions			Partials		Difference		Pos.	Speed (km/h)	Rank
			Pos	Time	Rank	Pos	Time	Rank	Time			
1	PYASIK Evgenij	RUS	Int 1: Int 2: Fin:	22.31 42.38 1:03.06	(2) (2) (2)	11-12: 12-Fin:	20.07 20.68	(3) (1)	0.05 0.19 0.03	0.75	Avg: 90.20	
2	STEOVIC Marko	SRB	Int 1: Int 2: Fin:	22.76 43.03 1:04.22	(10) (6) (7)	11-12: 12-Fin:	20.27 21.19	(7) (8)	0.50 0.84 1.19	29.28	Avg: 88.57	
3	TENTORI Michelangelo	ITA	Int 1: Int 2: Fin:	22.42 42.19 1:03.03	(3) (1) (1)	11-12: 12-Fin:	19.77 20.84	(1) (3)	0.16 0.00 0.00		Avg: 90.24	
4	VUKICEVIC Marko	SRB	Int 1: Int 2: Fin:	22.59 43.12 1:03.88	(7) (7) (4)	11-12: 12-Fin:	20.53 20.76	(11) (2)	0.33 0.93 0.85	21.02	Avg: 89.04	
5	BERETTA Carlo	ITA	Int 1: Int 2: Fin:	23.36 44.22 1:06.31	(30) (24) (26)	11-12: 12-Fin:	20.86 22.09	(21) (31)	1.10 2.03 3.28	78.15	Avg: 85.78	
6	KHUBER Martin	KAZ	Int 1: Int 2: Fin:	23.23 43.88 1:05.17	(23) (15) (12)	11-12: 12-Fin:	20.65 21.29	(14) (11)	0.97 1.69 2.14	51.88	Avg: 87.28	
7	PAULUS Daniel	CZE	Int 1: Int 2: Fin:	22.93 43.29 1:04.78	(12) (8) (10)	11-12: 12-Fin:	20.36 21.49	(9) (18)	0.67 1.10 1.75	42.68	Avg: 87.80	
8	CASARTELLI Athos	ITA	Int 1: Int 2: Fin:	22.97 44.11 1:05.47	(14) (20) (15)	11-12: 12-Fin:	21.14 21.36	(30) (15)	0.71 1.92 2.44	58.88	Avg: 86.88	
9	BABICKI Pawel	POL	Int 1: Int 2: Fin:	22.60 42.71 1:04.10	(8) (5) (6)	11-12: 12-Fin:	20.11 21.39	(4) (16)	0.34 0.52 1.07	26.37	Avg: 88.74	
10	KOGLER Tobias	AUT	Int 1: Int 2: Fin:	22.45 42.69 1:03.96	(6) (4) (5)	11-12: 12-Fin:	20.24 21.27	(6) (9)	0.19 0.50 0.93	22.97	Avg: 88.93	
11	EFIMOV Simon	RUS	Int 1: Int 2: Fin:	22.43 42.46 1:03.77	(5) (3) (3)	11-12: 12-Fin:	20.03 21.31	(2) (13)	0.17 0.27 0.74	18.33	Avg: 89.20	
12	KLUSAK Michal	POL	Int 1: Int 2: Fin:	22.26 DNF	(1)	11-12: 12-Fin:			0.00		Avg:	
13	RIABITCA Konstantin	RUS	Int 1: Int 2: Fin:	23.00 43.32 1:04.35	(15) (9) (8)	11-12: 12-Fin:	20.32 21.03	(8) (5)	0.74 1.13 1.32	32.41	Avg: 88.39	
14	SCHUESSLER BEDARD William	CAN	Int 1: Int 2: Fin:	22.87 43.82 1:05.68	(11) (13) (17)	11-12: 12-Fin:	20.95 21.86	(24) (25)	0.61 1.63 2.65	63.75	Avg: 86.60	
15	SVITKOV Gennadiy	RUS	Int 1: Int 2: Fin:	22.74 43.81 1:04.93	(9) (12) (11)	11-12: 12-Fin:	21.07 21.12	(25) (6)	0.48 1.62 1.90	46.23	Avg: 87.60	
16	LAJOIE Vincent	CAN	Int 1: Int 2: Fin:	23.13 DNF	(18)	11-12: 12-Fin:			0.87		Avg:	



Performance Analysis by Bib

Bib	Name	CTRY Code	Positions			Partials		Difference		Pos.	Speed (km/h)	Rank
			Pos	Time	Rank	Pos	Time	Rank	Time			
17	DZIEDZIC Andrzej	POL	Int 1: Int 2: Fin:	22.42 43.34 DNF	(3) (11)	I1-I2: I2-Fin:	20.92	(23)	0.16 1.15	Sp1: Avg:		
18	HEHLI Gian-Andrea	SUI	Int 1: Int 2: Fin:	23.16 44.29 1:05.79	(21) (27) (19)	I1-I2: I2-Fin:	21.13 21.50	(28) (19)	0.90 2.10 2.76	66.28	Sp1: Avg:	86.46
19	STUKOV Maksim	RUS	Int 1: Int 2: Fin:	22.94 44.04 1:05.97	(13) (18) (22)	I1-I2: I2-Fin:	21.10 21.93	(26) (27)	0.68 1.85 2.94	70.41	Sp1: Avg:	86.22
20	HYSKA Martin	SVK	Int 1: Int 2: Fin:			I1-I2: I2-Fin:					Sp1: Avg:	
21	USHAKOV Andrey	RUS	Int 1: Int 2: Fin:	23.48 44.81 1:06.98	(36) (34) (33)	I1-I2: I2-Fin:	21.33 22.17	(33) (33)	1.22 2.62 3.95	93.18	Sp1: Avg:	84.92
22	BEGUELIN Axel	SUI	Int 1: Int 2: Fin:	23.23 44.74 1:06.50	(23) (32) (28)	I1-I2: I2-Fin:	21.51 21.76	(35) (23)	0.97 2.55 3.47	82.45	Sp1: Avg:	85.53
23	NAPOTNIK Jan	SLO	Int 1: Int 2: Fin:	23.35 44.75 1:06.85	(29) (33) (31)	I1-I2: I2-Fin:	21.40 22.10	(34) (32)	1.09 2.56 3.82	90.29	Sp1: Avg:	85.09
24	ZVEJNIEKS Kristaps	LAT	Int 1: Int 2: Fin:	23.11 44.24 1:05.23	(17) (25) (14)	I1-I2: I2-Fin:	21.13 20.99	(28) (4)	0.85 2.05 2.20	53.29	Sp1: Avg:	87.20
25	VITTORI Antonio	ITA	Int 1: Int 2: Fin:	23.58 45.75 1:07.06	(38) (40) (35)	I1-I2: I2-Fin:	22.17 21.31	(45) (13)	1.32 3.56 4.03	94.95	Sp1: Avg:	84.82
26	FIGUEROA Andres	CHI	Int 1: Int 2: Fin:	23.24 44.48 1:06.92	(25) (30) (32)	I1-I2: I2-Fin:	21.24 22.44	(32) (39)	0.98 2.29 3.89	91.84	Sp1: Avg:	85.00
27	BEAURIVAGE Justin	CAN	Int 1: Int 2: Fin:	23.56 44.38 1:07.05	(37) (29) (34)	I1-I2: I2-Fin:	20.82 22.67	(17) (43)	1.30 2.19 4.02	94.73	Sp1: Avg:	84.83
28	KIM Dong-Woo	KOR	Int 1: Int 2: Fin:	23.44 44.18 1:06.68	(33) (23) (30)	I1-I2: I2-Fin:	20.74 22.50	(15) (40)	1.18 1.99 3.65	86.49	Sp1: Avg:	85.30
29	KOTZMANN Adam	CZE	Int 1: Int 2: Fin:	23.25 44.07 1:05.80	(26) (19) (20)	I1-I2: I2-Fin:	20.82 21.73	(17) (22)	0.99 1.88 2.77	66.51	Sp1: Avg:	86.44
30	KOVBASNYUK Ivan	UKR	Fin:	DNS		I2-Fin:					Avg:	
31	KATRENIC Henrich	SVK	Int 1: Int 2: Fin:	23.13 44.24 1:05.67	(18) (25) (16)	I1-I2: I2-Fin:	21.11 21.43	(27) (17)	0.87 2.05 2.64	63.52	Sp1: Avg:	86.61
32	FALAT Matej	SVK	Int 1: Int 2: Fin:			I1-I2: I2-Fin:					Sp1: Avg:	
33	NARITA Hideyuki	JPN	Int 1: Int 2: Fin:	23.42 43.95 1:05.98	(32) (17) (23)	I1-I2: I2-Fin:	20.53 22.03	(11) (30)	1.16 1.76 2.95	70.64	Sp1: Avg:	86.21



Performance Analysis by Bib

Bib	Name	CTRY Code	Positions			Partials		Difference		Pos.	Speed (km/h)	Rank
			Pos	Time	Rank	Pos	Time	Rank	Time			
34	BERETTA Filippo	ITA	Int 1: Int 2: Fin:	23.45 44.97 1:07.34	(34) (35) (36)	I1-I2: I2-Fin:	21.52 22.37	(36) (38)	1.19 2.78 4.31	101.1	Sp1: Avg: 84.47	
35	RIGAMONTI Giacomo	ITA	Int 1: Int 2: Fin:	23.41 44.32 1:06.22	(31) (28) (25)	I1-I2: I2-Fin:	20.91 21.90	(22) (26)	1.15 2.13 3.19	76.11	Sp1: Avg: 85.90	
36	GRUBER Christof	AUT	Int 1: Int 2: Fin:	24.18 44.67 1:06.39	(50) (31) (27)	I1-I2: I2-Fin:	20.49 21.72	(10) (21)	1.92 2.48 3.36	79.96	Sp1: Avg: 85.68	
37	KOSTROV Alexandr	KAZ	Int 1: Int 2: Fin:	23.71 46.79 1:09.08	(39) (51) (45)	I1-I2: I2-Fin:	23.08 22.29	(54) (36)	1.45 4.60 6.05	138.3	Sp1: Avg: 82.34	
38	KLUSAK Jakub	POL	Int 1: Int 2: Fin:	23.31 44.15 1:05.99	(28) (22) (24)	I1-I2: I2-Fin:	20.84 21.84	(19) (24)	1.05 1.96 2.96	70.87	Sp1: Avg: 86.19	
39	DOBLER Yannik	SUI	Int 1: Int 2: Fin:	23.30 44.14 1:05.72	(27) (21) (18)	I1-I2: I2-Fin:	20.84 21.58	(19) (20)	1.04 1.95 2.69	64.67	Sp1: Avg: 86.55	
40	LEE Dong-Geun	KOR	Int 1: Int 2: Fin:	23.47 DNF	(35)	I1-I2: I2-Fin:			1.21		Sp1: Avg:	
41	SYSSOYEV Alexey	KAZ	Int 1: Int 2: Fin:	24.17 46.69 1:09.50	(49) (50) (49)	I1-I2: I2-Fin:	22.52 22.81	(49) (45)	1.91 4.50 6.47	147.0	Sp1: Avg: 81.84	
42	TIMOFEEV Evgeniy	KGZ	Int 1: Int 2: Fin:	24.19 46.05 1:08.64	(51) (42) (41)	I1-I2: I2-Fin:	21.86 22.59	(41) (41)	1.93 3.86 5.61	129.1	Sp1: Avg: 82.87	
43	KRALJ Zan	SLO	Int 1: Int 2: Fin:	23.15 43.33 1:04.45	(20) (10) (9)	I1-I2: I2-Fin:	20.18 21.12	(5) (6)	0.89 1.14 1.42	34.81	Sp1: Avg: 88.25	
44	JO Kwang-Ho	KOR	Int 1: Int 2: Fin:	23.82 45.38 1:07.61	(41) (38) (38)	I1-I2: I2-Fin:	21.56 22.23	(37) (34)	1.56 3.19 4.58	107.0	Sp1: Avg: 84.13	
45	NAKAMURA Shun	JPN	Int 1: Int 2: Fin:	23.22 43.86 1:05.84	(22) (14) (21)	I1-I2: I2-Fin:	20.64 21.98	(13) (29)	0.96 1.67 2.81	67.43	Sp1: Avg: 86.39	
46	ZIKA Adam	CZE	Int 1: Int 2: Fin:	23.71 45.36 1:06.66	(39) (37) (29)	I1-I2: I2-Fin:	21.65 21.30	(38) (12)	1.45 3.17 3.63	86.04	Sp1: Avg: 85.33	
47	LEE Jang-Woo	KOR	Int 1: Int 2: Fin:	24.21 45.91 1:08.92	(52) (41) (43)	I1-I2: I2-Fin:	21.70 23.01	(39) (48)	1.95 3.72 5.89	135.0	Sp1: Avg: 82.53	
48	NIEMEYER Nicola	SUI	Int 1: Int 2: Fin:	DNF		I1-I2: I2-Fin:					Sp1: Avg:	
49	CHOI Chang-Hyun	KOR	Int 1: Int 2: Fin:	24.38 46.34 1:09.36	(56) (45) (47)	I1-I2: I2-Fin:	21.96 23.02	(42) (49)	2.12 4.15 6.33	144.2	Sp1: Avg: 82.01	



Performance Analysis by Bib

Bib	Name	CTRY Code	Positions			Partials		Difference		Pos.	Speed (km/h)	Rank
			Pos	Time	Rank	Pos	Time	Rank	Time			
50	STRICKER Martin	SUI	Int 1: Int 2: Fin:	23.10 43.91 1:05.18	(16) (16) (13)	11-12: 12-Fin:	20.81 21.27	(16) (9)	0.84 1.72 2.15	52.12	Sp1: Avg:	87.27
51	DANOV Sergey	KAZ	Int 1: Int 2: Fin:	24.10 46.25 1:08.20	(47) (44) (39)	11-12: 12-Fin:	22.15 21.95	(44) (28)	1.84 4.06 5.17	119.7	Sp1: Avg:	83.40
52	ZELGER Gian	SUI	Int 1: Int 2: Fin:	23.98 46.18 1:08.77	(45) (43) (42)	11-12: 12-Fin:	22.20 22.59	(46) (41)	1.72 3.99 5.74	131.8	Sp1: Avg:	82.71
53	TUKHTAEV Kamiljon	UZB	Int 1: Int 2: Fin:	24.63 47.15 1:11.87	(58) (53) (54)	11-12: 12-Fin:	22.52 24.72	(49) (56)	2.37 4.96 8.84	194.3	Sp1: Avg:	79.14
54	OPPLIGER Lucas	CHI	Int 1: Int 2: Fin:	24.40 46.42 1:09.99	(57) (47) (50)	11-12: 12-Fin:	22.02 23.57	(43) (53)	2.14 4.23 6.96	157.1	Sp1: Avg:	81.27
55	KUCHIN Zakhar	KAZ	Int 1: Int 2: Fin:	23.86 45.07 1:07.40	(44) (36) (37)	11-12: 12-Fin:	21.21 22.33	(31) (37)	1.60 2.88 4.37	102.4	Sp1: Avg:	84.39
56	OHLSSON Erik	SWE	Int 1: Int 2: Fin:	24.28 46.83 1:10.21	(55) (52) (51)	11-12: 12-Fin:	22.55 23.38	(51) (52)	2.02 4.64 7.18	161.5	Sp1: Avg:	81.01
57	STEPAN Martin	CZE	Int 1: Int 2: Fin:	23.82 DNF	(41)	11-12: 12-Fin:			1.56		Sp1: Avg:	
58	KRAL Petr	CZE	Int 1: Int 2: Fin:	DNF		11-12: 12-Fin:					Sp1: Avg:	
59	BACIGALUPO Tomas	ARG	Int 1: Int 2: Fin:	DNF		11-12: 12-Fin:					Sp1: Avg:	
60	PRISADOV Stefan	BUL	Fin:	DNS		12-Fin:					Avg:	
61	BIALOBRZYCKI Dominik	POL	Int 1: Int 2: Fin:	24.04 46.38 1:09.35	(46) (46) (46)	11-12: 12-Fin:	22.34 22.97	(47) (47)	1.78 4.19 6.32	143.9	Sp1: Avg:	82.02
62	TSIBELENGO Levko	UKR	Int 1: Int 2: Fin:	25.58 DNF	(61)	11-12: 12-Fin:			3.32		Sp1: Avg:	
63	ZAVECKAS Rokas	LTU	Int 1: Int 2: Fin:	24.12 46.68 1:09.39	(48) (48) (48)	11-12: 12-Fin:	22.56 22.71	(52) (44)	1.86 4.49 6.36	144.8	Sp1: Avg:	81.97
64	ZINA Jeffrey	LBN	Int 1: Int 2: Fin:	24.70 48.38 1:11.43	(59) (56) (53)	11-12: 12-Fin:	23.68 23.05	(55) (50)	2.44 6.19 8.40	185.8	Sp1: Avg:	79.63
65	NUSHEV Georgi	BUL	Fin:	DNS		12-Fin:					Avg:	
66	SZEPESI Bertold	HUN	Int 1: Int 2: Fin:	25.89 50.65 1:14.62	(63) (58) (57)	11-12: 12-Fin:	24.76 23.97	(58) (54)	3.63 8.46 11.59	245.4	Sp1: Avg:	76.23



Performance Analysis by Bib

Bib	Name	CTRY Code	Positions			Partials		Difference		Pos.	Speed (km/h)	Rank
			Pos	Time	Rank	Pos	Time	Rank	Time			
67	MAINS Gabriel	CAN	Int 1: Int 2: Fin:			I1-I2: I2-Fin:				Sp1: Avg:		
68	KIM Dong-Cheul	KOR	Int 1: Int 2: Fin:	24.73 (60) 47.59 (54) 1:10.87 (52)		I1-I2: I2-Fin:	22.86 (53) 23.28 (51)	2.47 5.40 7.84	174.7	Sp1: Avg:	80.26	
69	VUKOVIC Andrija	SRB	Int 1: Int 2: Fin:	23.82 (41) 45.64 (39) 1:08.60 (40)		I1-I2: I2-Fin:	21.82 (40) 22.96 (46)	1.56 3.45 5.57	128.2	Sp1: Avg:	82.92	
70	KOVBASNYUK Taras	UKR	Int 1: Int 2: Fin:	26.88 (64) 53.82 (59) 1:20.62 (58)		I1-I2: I2-Fin:	26.94 (60) 26.80 (59)	4.62 11.63 17.59	344.7	Sp1: Avg:	70.55	
71	HAM Ihor	UKR	Int 1: Int 2: Fin:	28.50 (65) 58.57 (61) 1:26.04 (60)		I1-I2: I2-Fin:	30.07 (61) 27.47 (60)	6.24 16.38 23.01	422.5	Sp1: Avg:	66.11	1
72	BORSBOOM Olaf	NED	Int 1: Int 2: Fin:	24.27 (53) 46.68 (48) 1:08.92 (43)		I1-I2: I2-Fin:	22.41 (48) 22.24 (35)	2.01 4.49 5.89	135.0	Sp1: Avg:	82.53	
73	BUKHARBAEV Damir	UZB	Int 1: Int 2: Fin:	30.80 (66) 57.69 (60) 1:24.39 (59)		I1-I2: I2-Fin:	26.89 (59) 26.70 (58)	8.54 15.50 21.36	399.9	Sp1: Avg:	67.40	
74	VIRRO Sten-Mark	EST	Int 1: Int 2: Fin:	25.65 (62) 49.94 (57) 1:14.06 (56)		I1-I2: I2-Fin:	24.29 (57) 24.12 (55)	3.39 7.75 11.03	235.3	Sp1: Avg:	76.80	
75	MARIICHYN Andriy	UKR	Int 1: Int 2: Fin:	24.27 (53) 48.31 (55) 1:13.10 (55)		I1-I2: I2-Fin:	24.04 (56) 24.79 (57)	2.01 6.12 10.07	217.6	Sp1: Avg:	77.81	

Intermediate Time Positions: Int. 1 = Intermediate 1

Int. 2 = Intermediate 2

Speed Measurement Positions: Sp. 1 = Speed 1

Legend:

Avg Average **Dist.(m)** Distance in meters **Fin** Finish **Int** Intermediate
Pos. Intermediate or speed position **Sp** Speed trap



Almaty 2017
28th WINTER UNIVERSIADE

Shymbulak Ski Resort

SUN 29 JAN 2017
Start Time 11:00

Alpine Skiing

Men's Super-G



Penalty Calculation

Best 10 at Finish

Rank	Bib	FIS Code	Name	CTRY Code	FIS Points	Best 5	Race Points
1	3	690616	TENTORI Michelangelo	ITA	21.87	21.87	0.00
2	1	481463	PYASIK Evgenij	RUS	40.60		
3	11	481785	EFIMOV Simon	RUS	31.48	31.48	12.68
4	4	310426	VUKICEVIC Marko	SRB	20.52	20.52	14.56
5	10	54383	KOGLER Tobias	AUT	40.49	40.49	15.94
6	9	430640	BABICKI Pawel	POL	32.37	32.37	18.33
7	2	310421	STEVOVIC Marko	SRB	52.05		
8	13	481875	RIABITCA Konstantin	RUS	46.52		
9	43	561360	KRALJ Zan	SLO	83.34		
10	7	151060	PAULUS Daniel	CZE	43.83		

Best 5 FIS Points at Start

Rank	Bib	FIS Code	Name	CTRY Code	FIS Points
4	4	310426	VUKICEVIC Marko	SRB	20.52
1	3	690616	TENTORI Michelangelo	ITA	21.87
3	11	481785	EFIMOV Simon	RUS	31.48
12	6	670052	KHUBER Martin	KAZ	31.66
6	9	430640	BABICKI Pawel	POL	32.37

TOTALS:

FIS Points of Best 5 as Start (B)	137.90	
FIS Points of Best at Finish in Top 10 (A)		146.73
Race Points of Corresponding Competitors (C)		61.51
Calculated Penalty (A+B-C):10	22.312	
Rounded	22.31	
Category Adder	0.00	
Correction Value (Z)	0.00	
Calculated Penalty	22.31	
Penalty Applied	22.31	





Almaty 2017

28TH WINTER UNIVERSIADE



ALPINE SKIING

Men's Alpine Combined



Official Results

Jury			Technical Data		Super-G	Slalom
FIS Technical Delegate	GOURIEV Iouri	RUS	Course Name	Chymbulak		DocTar
Referee FISU TD	KRANJC Matjaz	SLO	Start Altitude	2840m		2550m
Assistant Referee	ORLOV Alexey	RUS	Finish Altitude	2370m		2370m
Chief of Race	OBYSKALOV Andre	KAZ	Vertical Drop	470m		470m
			Course Length	1580m		
			Homologation Number	11695/04/15		11692/04/15

Race Information Super-G			Race Information Slalom	
Course Setter	BUDORATSKI Gennadi	RUS	Course Setter	HUOT Michel
Gates/Turning Gates	35/33		Gates/Turning Gates	65/63
Start Time	10:00		Start Time	15:15

Number of Competitors: 74, Number of Countries: 26

F-factor: 1150

Rank	Bib	FIS Code	Name	Year of Birth	CTRY Code	Super-G	Slalom	Total	Diff.	Race Points
1	14	550054	ZVEJNIEKS Kristaps	1992	LAT	1:07.39 (1)	54.81 (2)	2:02.20		
2	10	400237	MEINERS Maarten	1992	NED	1:08.10 (10)	54.98 (3)	2:03.08	0.88	8.28
3	1	700868	FALAT Matej	1993	SVK	1:08.65 (12)	54.56 (1)	2:03.21	1.01	9.50
4	3	54383	KOGLER Tobias	1996	AUT	1:08.33 (11)	55.14 (4)	2:03.47	1.27	11.95
5	32	481785	EFIMOV Simon	1996	RUS	1:07.81 (5)	55.94 (10)	2:03.75	1.55	14.59
6	2	690616	TENTORI Michelangelo	1991	ITA	1:07.61 (3)	56.30 (15)	2:03.91	1.71	16.09
7	17	481463	PYASIK Evgenij	1993	RUS	1:07.46 (2)	56.51 (16)	2:03.97	1.77	16.66
8	4	304242	NARITA Hideyuki	1993	JPN	1:08.82 (16)	55.18 (5)	2:04.00	1.80	16.94
9	48	430668	DZIEDZIC Andrzej	1995	POL	1:07.94 (8)	56.18 (14)	2:04.12	1.92	18.07
10	7	151060	PAULUS Daniel	1994	CZE	1:09.38 (24)	55.66 (6)	2:05.04	2.84	26.73
11	30	512239	DOBLER Yannik	1997	SUI	1:09.21 (19)	56.05 (13)	2:05.26	3.06	28.80
11	24	150834	ZIKA Adam	1989	CZE	1:09.25 (20)	56.01 (12)	2:05.26	3.06	28.80
13	43	512173	ZELGER Gian	1996	SUI	1:09.49 (26)	55.96 (11)	2:05.45	3.25	30.59
13	13	310426	VUKICEVIC Marko	1992	SRB	1:07.75 (4)	57.70 (17)	2:05.45	3.25	30.59
15	34	561360	KRALJ Zan	1997	SLO	1:07.85 (6)	58.01 (19)	2:05.86	3.66	34.44
16	25	430550	KLUSAK Jakub	1992	POL	1:10.10 (30)	55.89 (7)	2:05.99	3.79	35.67
17	55	512264	BEGUELIN Axel	1997	SUI	1:10.10 (30)	55.91 (8)	2:06.01	3.81	35.86
18	9	6292563	CASARTELLI Athos	1997	ITA	1:08.79 (15)	58.27 (22)	2:07.06	4.86	45.74
19	38	512029	NIEMEYER Nicola	1994	SUI	1:11.32 (40)	55.93 (9)	2:07.25	5.05	47.52
20	8	561371	NAPOTNIKA Jan	1997	SLO	1:09.39 (25)	58.21 (21)	2:07.60	5.40	50.82
21	31	6292065	BERETTA Filippo	1996	ITA	1:09.66 (27)	58.13 (20)	2:07.79	5.59	52.61
22	28	104516	BEAURIVAGE Justin	1997	CAN	1:09.89 (29)	58.87 (24)	2:08.76	6.56	61.73
23	65	310410	VUKOVIC Andrija	1994	SRB	1:11.24 (39)	57.94 (18)	2:09.18	6.98	65.69
24	42	151173	KRAL Petr	1996	CZE	1:10.58 (34)	58.76 (23)	2:09.34	7.14	67.19
25	36	320370	LEE Dong-Geun	1994	KOR	1:10.24 (32)	1:00.34 (26)	2:10.58	8.38	78.86
26	40	320379	CHOI Chang-Hyun	1994	KOR	1:11.18 (38)	59.91 (25)	2:11.09	8.89	83.66
27	41	320390	LEE Jang-Woo	1995	KOR	1:10.61 (35)	1:02.25 (28)	2:12.86	10.66	100.32
28	61	670080	KUCHIN Zakhar	1997	KAZ	1:11.16 (37)	1:02.03 (27)	2:13.19	10.99	103.42
29	23	700901	HYSKA Martin	1994	SVK	1:09.78 (28)	1:03.70 (31)	2:13.48	11.28	106.15
30	69	320417	KIM Dong-Cheul	1997	KOR	1:11.77 (41)	1:03.57 (30)	2:15.34	13.14	123.66
31	47	690732	MARIICHYN Andriy	1995	UKR	1:13.29 (47)	1:03.56 (29)	2:16.85	14.65	137.87
32	64	690752	KOVBASNYUK Taras	1997	UKR	1:19.83 (50)	1:08.61 (32)	2:28.44	26.24	246.94

DID NOT FINISH SUPER-G: 23 competitors

11	310421	STEVOVIC Marko	1996	SRB
15	670052	KHUBER Martin	1992	KAZ
20	512242	HEHLI Gian-Andrea	1997	SUI
26	700941	KATRENIC Henrich	1998	SVK
27	320386	JO Kwang-Ho	1995	KOR
29	430640	BABICKI Pawel	1994	POL
35	690208	DELSANTE Rocco	1991	ITA



Almaty 2017
28TH WINTER UNIVERSIADE

Shymbulak Ski Resort

WED 1 FEB 2017

Alpine Skiing

Men's Alpine Combined



Official Results

Number of Competitors: 74, Number of Countries: 26

F-factor: 1150

Rank	Bib	FIS Code	Name	Year of Birth	CTRY Code	Super-G	Slalom	Total	Diff.	Race Points
	37	481617	USHAKOV Andrey	1995	RUS					
	39	511817	STRICKER Martin	1991	SUI					
	46	481738	ENDZHIEVSKIY Anton	1996	RUS					
	49	340447	ZINA Jeffrey	1998	LBN					
	53	151110	STEPAN Martin	1995	CZE					
	56	240122	SZEPESI Bertold	1990	HUN					
	57	780013	ZAVECKAS Rokas	1996	LTU					
	60	304535	NAKAMURA Shun	1995	JPN					
	62	210040	TUKHTAEV Kamiljon	1997	UZB					
	63	320391	KIM Dong-Woo	1995	KOR					
	66	481875	RIABITCA Konstantin	1997	RUS					
	67	690737	TSIBELENKO Levko	1996	UKR					
	68	104191	MAINS Gabriel	1994	CAN					
	70	690721	HAM Ihor	1995	UKR					
	71	400268	BORSBOOM Olaf	1995	NED					
	74	961002	AMIRI Jawed	1992	AFG					

DISQUALIFIED SUPER-G: 1 competitor

54	30405	BACIGALUPO Tomas	1998	ARG	Gate 5	Rule 629.3
----	-------	------------------	------	-----	--------	------------

DID NOT FINISH SLALOM: 16 competitors

5	430472	KLUSAK Michal	1990	POL	1:07.90 (7)
6	6290151	BERETTA Carlo	1992	ITA	1:08.67 (13)
12	990051	BOSCA Giulio Giovanni	1990	ITA	1:08.06 (9)
16	151024	KOTZMANN Adam	1993	CZE	1:09.30 (22)
18	110350	FIGUEROA Andres	1996	CHI	1:09.26 (21)
19	54307	GRUBER Christof	1995	AUT	1:08.68 (14)
21	103984	LAJOIE Vincent	1993	CAN	1:09.37 (23)
22	104015	SCHUESSLER BEDARD William	1993	CAN	1:09.00 (17)
33	110356	OPPLIGER Lucas	1996	CHI	1:12.07 (43)
44	430667	BIALOBRZYCKI Dominik	1995	POL	1:10.25 (33)
45	502065	OHLSSON Erik	1995	SWE	1:10.75 (36)
51	481103	ANDRIENKO Aleksander	1990	RUS	1:09.04 (18)
52	670082	DANOV Sergey	1997	KAZ	1:11.88 (42)
58	670068	KOSTROV Alexandr	1994	KAZ	1:12.71 (45)
59	670079	SYSSOYEV Alexey	1996	KAZ	1:13.04 (46)
73	390039	VIRRO Sten-Mark	1997	EST	1:15.81 (48)

DISQUALIFIED SLALOM: 1 competitor

72	210041	BUKHARBAEV Damir	1996	UZB	1:19.50 (49)	Gate 61	Rule 629.3
----	--------	------------------	------	-----	--------------	---------	------------

01-02-2017 / ALMATY (KAZ) / 1181

ALPMAC-----_73E 1.4

Report Created WED 1 FEB 2017 18:58

Page 2/3





Official Results

Number of Competitors: 74, Number of Countries: 26

F-factor: 1150

Rank	Bib	FIS Code	Name	Year of Birth	CTRY Code	Super-G	Slalom	Total	Diff.	Race Points
DID NOT START SLALOM: 1 competitor										
	50	770015	TIMOFEEV Evgeniy	1994	KGZ	1:12.34 (44)				

Reason for disqualification:

629.3 Does not pass through a gate correctly

Forerunners						
Super-G	A - GRIGOROV Roman	KAZ	B - SATKEEV Islan	KAZ	C - KARASEV Mikhail	KAZ
Slalom	A - GRIGOROV Roman	KAZ	B - SATKEEV Islan	KAZ	C - KARASEV Mikhail	KAZ

Disqualification of the skier Bib 72





Performance Analysis by Rank

Number of Competitors: 32, Number of Countries: 16

Rank	Bib Name	CTRY Code	Positions			Partials		Difference		Speed (km/h)	Rank
			Pos	Time	Rank	Pos	Time	Rank	Time		
1	14 ZVEJNIEKS Kristaps	LAT	Run 1: Int 1:	23.27	(6)	11-12:	19.59	(3)	0.45		
			Int 2:	42.86	(4)	12-Fin:	24.53	(6)	0.49		
			Fin:	1:07.39	(1)				0.00		Avg: 84.40
			Run 2: Int 1:	27.55	(4)	11-Fin:	27.26	(1)	0.69		
			Fin:	54.81	(2)				0.25	7.21	Avg: 103.78
			Total: Int 1:	1:34.94	(1)				0.00		
Fin:	2:02.20	(1)				0.00		Avg:			
2	10 MEINERS Maarten	NED	Run 1: Int 1:	23.58	(16)	11-12:	20.06	(15)	0.76		
			Int 2:	43.64	(13)	12-Fin:	24.46	(3)	1.27		
			Fin:	1:08.10	(10)				0.71	16.47	Avg: 83.52
			Run 2: Int 1:	26.86	(1)	11-Fin:	28.12	(14)	0.00		
			Fin:	54.98	(3)				0.42	12.07	Avg: 103.46
			Total: Int 1:	1:34.96	(2)				0.02		
Fin:	2:03.08	(2)				0.88		Avg:			
3	1 FALAT Matej	SVK	Run 1: Int 1:	23.66	(21)	11-12:	20.52	(31)	0.84		
			Int 2:	44.18	(25)	12-Fin:	24.47	(4)	1.81		
			Fin:	1:08.65	(12)				1.26	29.00	Avg: 82.86
			Run 2: Int 1:	27.18	(2)	11-Fin:	27.38	(2)	0.32		
			Fin:	54.56	(1)				0.00		Avg: 104.25
			Total: Int 1:	1:35.83	(5)				0.89		
Fin:	2:03.21	(3)				1.01		Avg:			
4	3 KOGLER Tobias	AUT	Run 1: Int 1:	23.23	(5)	11-12:	19.72	(7)	0.41		
			Int 2:	42.95	(5)	12-Fin:	25.38	(24)	0.58		
			Fin:	1:08.33	(11)				0.94	21.74	Avg: 83.24
			Run 2: Int 1:	27.58	(5)	11-Fin:	27.56	(4)	0.72		
			Fin:	55.14	(4)				0.58	16.62	Avg: 103.16
			Total: Int 1:	1:35.91	(6)				0.97		
Fin:	2:03.47	(4)				1.27		Avg:			
5	32 EFIMOV Simon	RUS	Run 1: Int 1:	23.38	(10)	11-12:	19.69	(6)	0.56		
			Int 2:	43.07	(8)	12-Fin:	24.74	(10)	0.70		
			Fin:	1:07.81	(5)				0.42	9.79	Avg: 83.88
			Run 2: Int 1:	27.96	(7)	11-Fin:	27.98	(11)	1.10		
			Fin:	55.94	(10)				1.38	38.98	Avg: 101.68
			Total: Int 1:	1:35.77	(4)				0.83		
Fin:	2:03.75	(5)				1.55		Avg:			
6	2 TENTORI Michelangelo	ITA	Run 1: Int 1:	22.82	(1)	11-12:	19.67	(5)	0.00		
			Int 2:	42.49	(2)	12-Fin:	25.12	(19)	0.12		
			Fin:	1:07.61	(3)				0.22	5.14	Avg: 84.13
			Run 2: Int 1:	28.35	(14)	11-Fin:	27.95	(10)	1.49		
			Fin:	56.30	(15)				1.74	48.83	Avg: 101.03
			Total: Int 1:	1:35.96	(7)				1.02		
Fin:	2:03.91	(6)				1.71		Avg:			



Performance Analysis by Rank

Rank	Bib Name	CTRY Code	Positions			Partials		Difference		Pos.	Speed (km/h)	Rank	
			Pos	Time	Rank	Pos	Time	Rank	Time				Dist.(m)
7	17 PYASIK Evgenij	RUS	Run 1: Int 1:	22.87	(2)	I1-I2:	19.50	(1)	0.05	1.64	Avg:	84.32	
			Int 2:	42.37	(1)	I2-Fin:	25.09	(17)	0.00				
			Fin:	1:07.46	(2)				0.07				
			Run 2: Int 1:	28.30	(13)	I1-Fin:	28.21	(17)	1.44				54.52
			Fin:	56.51	(16)				1.95				
			Total: Int 1:	1:35.76	(3)				0.82				
	Fin:	2:03.97	(7)				1.77	Avg:					
8	4 NARITA Hideyuki	JPN	Run 1: Int 1:	23.44	(13)	I1-I2:	20.50	(30)	0.62	32.83	Avg:	82.65	
			Int 2:	43.94	(20)	I2-Fin:	24.88	(12)	1.57				
			Fin:	1:08.82	(16)				1.43				
			Run 2: Int 1:	27.35	(3)	I1-Fin:	27.83	(8)	0.49				17.75
			Fin:	55.18	(5)				0.62				
			Total: Int 1:	1:36.17	(8)				1.23				
	Fin:	2:04.00	(8)				1.80	Avg:					
9	48 DZIEDZIC Andrzej	POL	Run 1: Int 1:	23.75	(23)	I1-I2:	19.77	(8)	0.93	12.79	Avg:	83.72	
			Int 2:	43.52	(12)	I2-Fin:	24.42	(2)	1.15				
			Fin:	1:07.94	(8)				0.55				
			Run 2: Int 1:	28.55	(15)	I1-Fin:	27.63	(6)	1.69				45.56
			Fin:	56.18	(14)				1.62				
			Total: Int 1:	1:36.49	(9)				1.55				
	Fin:	2:04.12	(9)				1.92	Avg:					
10	7 PAULUS Daniel	CZE	Run 1: Int 1:	24.39	(40)	I1-I2:	20.47	(28)	1.57	45.32	Avg:	81.98	
			Int 2:	44.86	(36)	I2-Fin:	24.52	(5)	2.49				
			Fin:	1:09.38	(24)				1.99				
			Run 2: Int 1:	28.05	(11)	I1-Fin:	27.61	(5)	1.19				31.23
			Fin:	55.66	(6)				1.10				
			Total: Int 1:	1:37.43	(13)				2.49				
	Fin:	2:05.04	(10)				2.84	Avg:					
11	30 DOBLER Yannik	SUI	Run 1: Int 1:	23.28	(7)	I1-I2:	19.84	(10)	0.46	41.55	Avg:	82.18	
			Int 2:	43.12	(9)	I2-Fin:	26.09	(38)	0.75				
			Fin:	1:09.21	(19)				1.82				
			Run 2: Int 1:	28.65	(18)	I1-Fin:	27.40	(3)	1.79				42.00
			Fin:	56.05	(13)				1.49				
			Total: Int 1:	1:37.86	(17)				2.92				
	Fin:	2:05.26	(11)				3.06	Avg:					
11	24 ZIKA Adam	CZE	Run 1: Int 1:	24.13	(32)	I1-I2:	20.31	(25)	1.31	42.44	Avg:	82.14	
			Int 2:	44.44	(30)	I2-Fin:	24.81	(11)	2.07				
			Fin:	1:09.25	(20)				1.86				
			Run 2: Int 1:	28.03	(10)	I1-Fin:	27.98	(11)	1.17				40.90
			Fin:	56.01	(12)				1.45				
			Total: Int 1:	1:37.28	(12)				2.34				
	Fin:	2:05.26	(11)				3.06	Avg:					



Performance Analysis by Rank

Rank	Bib	Name	CTRY	Positions			Partials		Difference		Pos.	Speed (km/h)	Rank				
				Code	Pos	Time	Rank	Pos	Time	Rank				Time	Dist.(m)		
13	43	ZELGER Gian	SUI	Run 1: Int 1:	24.20	(34)	I1-I2:	20.22	(22)	1.38	47.75	Avg:	81.85				
				Int 2:	44.42	(29)								I2-Fin:	25.07	(16)	2.05
				Fin:	1:09.49	(26)											
Fin:	55.96	(11)	Total: Int 1:	1:37.46	(15)	2.52											
Fin:	2:05.45	(13)					Total: Fin:	2:05.45	(13)	3.25	Avg:						
13	13	VUKICEVIC Marko	SRB	Run 1: Int 1:	22.99	(3)							I1-I2:	19.55	(2)	0.17	8.40
				Int 2:	42.54	(3)	I2-Fin:	25.21	(22)	0.36							
				Fin:	1:07.75	(4)					Run 2: Int 1:	28.80					
Fin:	57.70	(17)	Total: Int 1:	1:36.55	(10)	1.61											
Fin:	2:05.45	(13)					Total: Fin:	2:05.45	(13)	3.25			Avg:				
15	34	KRALJ Zan	SLO	Run 1: Int 1:	23.85	(26)					I1-I2:	19.80			(9)	1.03	10.71
				Int 2:	43.65	(14)	I2-Fin:	24.20	(1)	0.46							
				Fin:	1:07.85	(6)							Run 2: Int 1:	28.99			
Fin:	58.01	(19)	Total: Int 1:	1:36.84	(11)	1.90											
Fin:	2:05.86	(15)					Total: Fin:	2:05.86	(15)	3.66	Avg:						
16	25	KLUSAK Jakub	POL	Run 1: Int 1:	23.32	(8)							I1-I2:	20.88	(36)	0.50	61.08
				Int 2:	44.20	(27)	I2-Fin:	25.90	(33)	1.83							
				Fin:	1:10.10	(30)					Run 2: Int 1:	27.71					
Fin:	55.89	(7)	Total: Int 1:	1:37.81	(16)	2.87											
Fin:	2:05.99	(16)					Total: Fin:	2:05.99	(16)	3.79			Avg:				
17	55	BEGUELIN Axel	SUI	Run 1: Int 1:	24.02	(31)					I1-I2:	21.20			(41)	1.20	61.08
				Int 2:	45.22	(37)	I2-Fin:	24.88	(12)	2.85							
				Fin:	1:10.10	(30)							Run 2: Int 1:	27.98			
Fin:	55.91	(8)	Total: Int 1:	1:38.08	(18)	3.14											
Fin:	2:06.01	(17)					Total: Fin:	2:06.01	(17)	3.81	Avg:						
18	9	CASARTELLI Athos	ITA	Run 1: Int 1:	23.39	(11)							I1-I2:	20.09	(17)	0.57	32.16
				Int 2:	43.48	(11)	I2-Fin:	25.31	(23)	1.11							
				Fin:	1:08.79	(15)					Run 2: Int 1:	28.64					
Fin:	58.27	(22)	Total: Int 1:	1:37.43	(13)	2.49											
Fin:	2:07.06	(18)					Total: Fin:	2:07.06	(18)	4.86			Avg:				



Performance Analysis by Rank

Rank	Bib	Name	CTRY	Positions			Partials		Difference		Pos.	Speed (km/h)	Rank			
				Code	Pos	Time	Rank	Pos	Time	Rank				Time	Dist.(m)	
19	38	NIEMEYER Nicola	SUI	Run 1: Int 1:	24.31	(37)	I1-I2:	21.11	(39)	1.49	87.06	Avg:	79.75			
				Int 2:	45.42	(38)				I2-Fin:				25.90	(33)	3.05
				Fin:	1:11.32	(40)										3.93
				Run 2: Int 1:	28.24	(12)	I1-Fin:	27.69	(7)	1.38						
				Fin:	55.93	(9)				1.37				38.70	Avg:	101.70
				Total: Int 1:	1:39.56	(22)				4.62						
Fin:	2:07.25	(19)	5.05	Avg:												
20	8	NAPOTNIK Jan	SLO	Run 1: Int 1:	23.66	(21)	I1-I2:	20.21	(21)	0.84	45.54	Avg:	81.97			
				Int 2:	43.87	(19)				I2-Fin:				25.52	(27)	1.50
				Fin:	1:09.39	(25)										2.00
				Run 2: Int 1:	29.06	(22)	I1-Fin:	29.15	(21)	2.20						
				Fin:	58.21	(21)				3.65				99.07	Avg:	97.72
				Total: Int 1:	1:38.45	(20)				3.51						
Fin:	2:07.60	(20)	5.40	Avg:												
21	31	BERETTA Filippo	ITA	Run 1: Int 1:	23.50	(15)	I1-I2:	20.24	(23)	0.68	51.49	Avg:	81.65			
				Int 2:	43.74	(16)				I2-Fin:				25.92	(35)	1.37
				Fin:	1:09.66	(27)										2.27
				Run 2: Int 1:	28.62	(16)	I1-Fin:	29.51	(23)	1.76						
				Fin:	58.13	(20)				3.57				97.03	Avg:	97.85
				Total: Int 1:	1:38.28	(19)				3.34						
Fin:	2:07.79	(21)	5.59	Avg:												
22	28	BEAURIVAGE Justin	CAN	Run 1: Int 1:	23.98	(29)	I1-I2:	20.27	(24)	1.16	56.52	Avg:	81.39			
				Int 2:	44.25	(28)				I2-Fin:				25.64	(29)	1.88
				Fin:	1:09.89	(29)										2.50
				Run 2: Int 1:	29.08	(23)	I1-Fin:	29.79	(25)	2.22						
				Fin:	58.87	(24)				4.31				115.6	Avg:	96.62
				Total: Int 1:	1:38.97	(21)				4.03						
Fin:	2:08.76	(22)	6.56	Avg:												
23	65	VUKOVIC Andrija	SRB	Run 1: Int 1:	24.52	(43)	I1-I2:	21.07	(38)	1.70	85.39	Avg:	79.84			
				Int 2:	45.59	(40)				I2-Fin:				25.65	(30)	3.22
				Fin:	1:11.24	(39)										3.85
				Run 2: Int 1:	28.99	(20)	I1-Fin:	28.95	(19)	2.13						
				Fin:	57.94	(18)				3.38				92.17	Avg:	98.17
				Total: Int 1:	1:40.23	(25)				5.29						
Fin:	2:09.18	(23)	6.98	Avg:												
24	42	KRAL Petr	CZE	Run 1: Int 1:	23.60	(18)	I1-I2:	20.44	(27)	0.78	71.41	Avg:	80.59			
				Int 2:	44.04	(24)				I2-Fin:				26.54	(43)	1.67
				Fin:	1:10.58	(34)										3.19
				Run 2: Int 1:	29.54	(24)	I1-Fin:	29.22	(22)	2.68						
				Fin:	58.76	(23)				4.20				112.9	Avg:	96.80
				Total: Int 1:	1:40.12	(24)				5.18						
Fin:	2:09.34	(24)	7.14	Avg:												



Performance Analysis by Rank

Rank	Bib	Name	CTRY	Positions			Partials		Difference		Pos.	Speed (km/h)	Rank				
				Code	Pos	Time	Rank	Pos	Time	Rank				Time	Dist.(m)		
25	36	LEE Dong-Geun	KOR	Run 1: Int 1:	24.41	(41)	I1-I2:	20.15	(18)	1.59	64.11	Avg:	80.98				
				Int 2:	44.56	(33)								I2-Fin:	25.68	(31)	2.19
				Fin:	1:10.24	(32)											
				Run 2: Int 1:	29.77	(25)	I1-Fin:	30.57	(27)	2.91	151.3	Avg:	94.27				
				Fin:	1:00.34	(26)								5.78			
				Total: Int 1:	1:40.01	(23)									5.07		
				Fin:	2:10.58	(25)	8.38	Avg:									
				26	40	CHOI Chang-Hyun			KOR	Run 1: Int 1:	23.79	(24)	I1-I2:	20.76	(35)	0.97	84.13
							Int 2:	44.55		(32)	I2-Fin:	26.63					
Fin:	1:11.18	(38)	3.79														
Run 2: Int 1:	30.12	(26)					I1-Fin:	29.79		(25)	3.26	141.0	Avg:	94.94			
Fin:	59.91	(25)	5.35														
Total: Int 1:	1:41.30	(27)													6.36		
Fin:	2:11.09	(26)	8.89				Avg:										
27	41	LEE Jang-Woo						KOR		Run 1: Int 1:	23.84	(25)	I1-I2:	20.16	(19)	1.02	72.05
			Int 2:				44.00			(22)	I2-Fin:	26.61					
			Fin:	1:10.61	(35)	3.22											
			Run 2: Int 1:	30.51	(27)		I1-Fin:		31.74	(29)	3.65	195.1	Avg:	91.37			
			Fin:	1:02.25	(28)	7.69											
			Total: Int 1:	1:41.12	(26)										6.18		
			Fin:	2:12.86	(27)	10.66	Avg:										
			28	61	KUCHIN Zakhar				KAZ	Run 1: Int 1:	24.66	(44)	I1-I2:	20.92	(37)	1.84	83.71
						Int 2:	45.58			(39)	I2-Fin:	25.58					
Fin:	1:11.16	(37)				3.77											
Run 2: Int 1:	31.02	(28)					I1-Fin:	31.01		(28)	4.16	190.2	Avg:	91.70			
Fin:	1:02.03	(27)				7.47											
Total: Int 1:	1:42.18	(28)													7.24		
Fin:	2:13.19	(28)				10.99	Avg:										
29	23	HYSKA Martin						SVK		Run 1: Int 1:	23.36	(9)	I1-I2:	19.62	(4)	0.54	54.12
						Int 2:	42.98			(7)	I2-Fin:	26.80					
			Fin:	1:09.78	(28)	2.39											
			Run 2: Int 1:	35.51	(32)		I1-Fin:		28.19	(16)	8.65	226.7	Avg:	89.29			
			Fin:	1:03.70	(31)	9.14											
			Total: Int 1:	1:45.29	(31)										10.35		
			Fin:	2:13.48	(29)	11.28	Avg:										
			30	69	KIM Dong-Cheul				KOR	Run 1: Int 1:	24.23	(36)	I1-I2:	21.49	(44)	1.41	96.42
						Int 2:	45.72			(43)	I2-Fin:	26.05					
Fin:	1:11.77	(41)				4.38											
Run 2: Int 1:	31.64	(30)					I1-Fin:	31.93		(30)	4.78	223.9	Avg:	89.48			
Fin:	1:03.57	(30)				9.01											
Total: Int 1:	1:43.41	(29)													8.47		
Fin:	2:15.34	(30)				13.14	Avg:										



Performance Analysis by Rank

Rank	Bib Name	CTRY Code	Positions			Partials		Difference		Pos.	Speed (km/h)	Rank							
			Pos	Time	Rank	Pos	Time	Rank	Time				Dist.(m)						
31	47 MARIICHYN Andriy	UKR	Run 1: Int 1:	24.35	(38)	I1-I2:	21.49	(44)	1.53	127.1	Avg:	77.61							
			Int 2:	45.84	(44)								I2-Fin:	27.45	(49)	3.47			
			Fin:	1:13.29	(47)												Run 2: Int 1:	31.02	(28)
			Fin:	1:03.56	(29)	Total: Int 1:	1:44.31	(30)	9.37										
			Fin:	2:16.85	(31)					Total: Fin:	2:16.85	(31)	14.65	Avg:					
32	64 KOVBASNYUK Taras	UKR	Run 1: Int 1:	27.12	(50)	I1-I2:	24.11	(49)	4.30	246.2	Avg:	71.25							
			Int 2:	51.23	(49)								I2-Fin:	28.60	(50)	8.86			
			Fin:	1:19.83	(50)												Run 2: Int 1:	33.91	(31)
			Fin:	1:08.61	(32)	Total: Int 1:	1:53.74	(32)	18.80										
			Fin:	2:28.44	(32)					Total: Fin:	2:28.44	(32)	26.24	Avg:					

Intermediate Time Positions:

Int. 1 = Intermediate 1

Int. 2 = Intermediate 2

Legend:

Avg Average Dist.(m) Distance in meters Fin Finish Int Intermediate
Pos. Intermediate or speed position

Disqualification of the skier Bib 72



Performance Analysis by Bib

Number of Competitors: 74, Number of Countries: 26

Bib	Name	CTRY Code	Positions			Partials		Difference		Pos.	Speed (km/h)	Rank				
			Pos	Time	Rank	Pos	Time	Rank	Time				Dist.(m)			
1	FALAT Matej	SVK	Run 1: Int 1:	23.66	(29)	I1-I2:	20.52	(34)	0.84	29.00	Avg:	82.86				
			Int 2:	44.18	(28)		I2-Fin:	24.47	(4)				1.81			
			Fin:	1:08.65	(12)				1.26							
			Run 2: Int 1:	27.18	(2)	I1-Fin:	27.38	(2)	0.32				48.83	Avg:	104.25	
			Fin:	54.56	(1)				0.00							
			Total: Int 1:	1:35.83	(18)				72.80							
Fin:	2:03.21	(3)			1.01	Avg:										
2	TENTORI Michelangelo	ITA	Run 1: Int 1:	22.82	(1)	I1-I2:	19.67	(5)	0.00	5.14	Avg:	84.13				
			Int 2:	42.49	(2)		I2-Fin:	25.12	(19)							0.12
			Fin:	1:07.61	(3)				0.22							
			Run 2: Int 1:	28.35	(15)	I1-Fin:	27.95	(10)	1.49				48.83	Avg:	101.03	
			Fin:	56.30	(15)				1.74							
			Total: Int 1:	1:35.96	(20)				72.93							
Fin:	2:03.91	(6)			1.71	Avg:										
3	KOGLER Tobias	AUT	Run 1: Int 1:	23.23	(6)	I1-I2:	19.72	(7)	0.41	21.74	Avg:	83.24				
			Int 2:	42.95	(5)		I2-Fin:	25.38	(24)							0.58
			Fin:	1:08.33	(11)				0.94							
			Run 2: Int 1:	27.58	(5)	I1-Fin:	27.56	(4)	0.72				16.62	Avg:	103.16	
			Fin:	55.14	(4)				0.58							
			Total: Int 1:	1:35.91	(19)				72.88							
Fin:	2:03.47	(4)			1.27	Avg:										
4	NARITA Hideyuki	JPN	Run 1: Int 1:	23.44	(17)	I1-I2:	20.50	(33)	0.62	32.83	Avg:	82.65				
			Int 2:	43.94	(23)		I2-Fin:	24.88	(12)							1.57
			Fin:	1:08.82	(16)				1.43							
			Run 2: Int 1:	27.35	(3)	I1-Fin:	27.83	(8)	0.49				17.75	Avg:	103.08	
			Fin:	55.18	(5)				0.62							
			Total: Int 1:	1:36.17	(21)				73.14							
Fin:	2:04.00	(8)			1.80	Avg:										
5	KLUSAK Michal	POL	Run 1: Int 1:	23.03	(4)	I1-I2:	19.93	(14)	0.21	11.87	Avg:	83.77				
			Int 2:	42.96	(6)		I2-Fin:	24.94	(14)							0.59
			Fin:	1:07.90	(7)				0.51							
			Run 2: Int 1:			I1-Fin:								Avg:		
			Fin:	DNF												
			Total: Fin:	DNF												Avg:
6	BERETTA Carlo	ITA	Run 1: Int 1:	23.96	(38)	I1-I2:	20.07	(19)	1.14	29.45	Avg:	82.83				
			Int 2:	44.03	(26)		I2-Fin:	24.64	(7)							1.66
			Fin:	1:08.67	(13)				1.28							
			Run 2: Int 1:			I1-Fin:								Avg:		
			Fin:	DNF												
			Total: Fin:	DNF												Avg:



Performance Analysis by Bib

Bib	Name	CTRY Code	Positions			Partials		Difference		Pos.	Speed (km/h)	Rank	
			Pos	Time	Rank	Pos	Time	Rank	Time				Dist.(m)
7	PAULUS Daniel	CZE	Run 1: Int 1:	24.39	(51)	I1-I2:	20.47	(31)	1.57	45.32	Avg:	81.98	
			Int 2:	44.86	(39)	I2-Fin:	24.52	(5)	2.49				
			Fin:	1:09.38	(24)				1.99				
			Run 2: Int 1:	28.05	(12)	I1-Fin:	27.61	(5)	1.19				31.23
			Fin:	55.66	(6)				1.10				
			Total: Int 1:	1:37.43	(26)				74.40				
	Fin:	2:05.04	(10)				2.84	Avg:					
8	NAPOTNIK Jan	SLO	Run 1: Int 1:	23.66	(29)	I1-I2:	20.21	(24)	0.84	45.54	Avg:	81.97	
			Int 2:	43.87	(22)	I2-Fin:	25.52	(27)	1.50				
			Fin:	1:09.39	(25)				2.00				
			Run 2: Int 1:	29.06	(25)	I1-Fin:	29.15	(21)	2.20				99.07
			Fin:	58.21	(21)				3.65				
			Total: Int 1:	1:38.45	(35)				75.42				
	Fin:	2:07.60	(20)				5.40	Avg:					
9	CASARTELLI Athos	ITA	Run 1: Int 1:	23.39	(14)	I1-I2:	20.09	(20)	0.57	32.16	Avg:	82.69	
			Int 2:	43.48	(12)	I2-Fin:	25.31	(23)	1.11				
			Fin:	1:08.79	(15)				1.40				
			Run 2: Int 1:	28.64	(18)	I1-Fin:	29.63	(24)	1.78				100.6
			Fin:	58.27	(22)				3.71				
			Total: Int 1:	1:37.43	(26)				74.40				
	Fin:	2:07.06	(18)				4.86	Avg:					
10	MEINERS Maarten	NED	Run 1: Int 1:	23.58	(21)	I1-I2:	20.06	(18)	0.76	16.47	Avg:	83.52	
			Int 2:	43.64	(16)	I2-Fin:	24.46	(3)	1.27				
			Fin:	1:08.10	(10)				0.71				
			Run 2: Int 1:	26.86	(1)	I1-Fin:	28.12	(14)	0.00				12.07
			Fin:	54.98	(3)				0.42				
			Total: Int 1:	1:34.96	(14)				71.93				
	Fin:	2:03.08	(2)				0.88	Avg:					
11	STEVOVIC Marko	SRB	Run 1: Int 1:	23.22	(5)	I1-I2:	19.92	(12)	0.40		Avg:		
			Int 2:	43.14	(10)	I2-Fin:			0.77				
			Fin:	DNF									
			Total: Fin:	DNF									Avg:
12	BOSCA Giulio Giovanni	ITA	Run 1: Int 1:	23.46	(18)	I1-I2:	19.95	(15)	0.64	15.55	Avg:	83.57	
			Int 2:	43.41	(11)	I2-Fin:	24.65	(8)	1.04				
			Fin:	1:08.06	(9)				0.67				
			Run 2: Int 1:	27.70	(6)	I1-Fin:			0.84				
			Fin:	DNF									
			Total: Fin:	DNF									
13	VUKICEVIC Marko	SRB	Run 1: Int 1:	22.99	(3)	I1-I2:	19.55	(2)	0.17	8.40	Avg:	83.96	
			Int 2:	42.54	(3)	I2-Fin:	25.21	(22)	0.17				
			Fin:	1:07.75	(4)				0.36				
			Run 2: Int 1:	28.80	(21)	I1-Fin:	28.90	(18)	1.94				85.98
			Fin:	57.70	(17)				3.14				
			Total: Int 1:	1:36.55	(23)				73.52				
	Fin:	2:05.45	(13)				3.25	Avg:					



Performance Analysis by Bib

Bib	Name	CTRY Code	Positions			Partials		Difference		Pos.	Speed (km/h)	Rank		
			Pos	Time	Rank	Pos	Time	Rank	Time				Dist.(m)	
14	ZVEJNIEKS Kristaps	LAT	Run 1: Int 1:	23.27	(7)	I1-I2:	19.59	(3)	0.45	Avg:	84.40			
			Int 2:	42.86	(4)	I2-Fin:	24.53	(6)	0.49					
			Fin:	1:07.39	(1)				0.00					
			Run 2: Int 1:	27.55	(4)	I1-Fin:	27.26	(1)	0.69			7.21	Avg:	103.78
			Fin:	54.81	(2)				0.25					
			Total: Int 1:	1:34.94	(13)				71.91					
Fin:	2:02.20	(1)				0.00	Avg:							
15	KHUBER Martin	KAZ	Run 1: Int 1:	23.62	(25)	I1-I2:	20.00	(16)	0.80	Avg:				
			Int 2:	43.62	(15)	I2-Fin:			1.25					
			Fin:	DNF										
			Total: Fin:	DNF								Avg:		
16	KOTZMANN Adam	CZE	Run 1: Int 1:	23.61	(24)	I1-I2:	20.57	(36)	0.79	Avg:	82.08			
			Int 2:	44.18	(28)	I2-Fin:	25.12	(19)	1.81					
			Fin:	1:09.30	(22)				1.91			43.55		
			Run 2: Int 1:			I1-Fin:								
			Fin:	DNF										
			Total: Fin:	DNF								Avg:		
17	PYASIK Evgenij	RUS	Run 1: Int 1:	22.87	(2)	I1-I2:	19.50	(1)	0.05	Avg:	84.32			
			Int 2:	42.37	(1)	I2-Fin:	25.09	(17)	0.00					
			Fin:	1:07.46	(2)				0.07			1.64		
			Run 2: Int 1:	28.30	(14)	I1-Fin:	28.21	(17)	1.44					
			Fin:	56.51	(16)				1.95				54.52	Avg:
			Total: Int 1:	1:35.76	(15)				72.73					
Fin:	2:03.97	(7)				1.77	Avg:							
18	FIGUEROA Andres	CHI	Run 1: Int 1:	23.58	(21)	I1-I2:	20.19	(23)	0.76	Avg:	82.13			
			Int 2:	43.77	(20)	I2-Fin:	25.49	(25)	1.40					
			Fin:	1:09.26	(21)				1.87			42.66		
			Run 2: Int 1:			I1-Fin:								
			Fin:	DNF										
			Total: Fin:	DNF								Avg:		
19	GRUBER Christof	AUT	Run 1: Int 1:	23.62	(25)	I1-I2:	20.05	(17)	0.80	Avg:	82.82			
			Int 2:	43.67	(18)	I2-Fin:	25.01	(15)	1.30					
			Fin:	1:08.68	(14)				1.29			29.68		
			Run 2: Int 1:			I1-Fin:								
			Fin:	DNF										
			Total: Fin:	DNF								Avg:		
20	HEHLI Gian-Andrea	SUI	Run 1: Int 1:	23.72	(32)	I1-I2:			0.90	Avg:				
			Int 2:			I2-Fin:								
			Fin:	DNF										
			Total: Fin:	DNF								Avg:		



Performance Analysis by Bib

Bib	Name	CTRY Code	Positions			Partials		Difference		Pos.	Speed (km/h)	Rank				
			Pos	Time	Rank	Pos	Time	Rank	Time				Dist.(m)			
21	LAJOIE Vincent	CAN	Run 1: Int 1:	24.20	(44)	I1-I2:	20.48	(32)	1.38	45.10	Avg:	82.00				
			Int 2:	44.68	(38)								I2-Fin:	24.69	(9)	2.31
			Fin:	1:09.37	(23)											1.98
			Run 2: Int 1:	28.73	(20)	I1-Fin:			1.87							
			Fin:	DNF												
			Total: Fin:	DNF												
22	SCHUESSLER BEDARD William	CAN	Run 1: Int 1:	23.88	(37)	I1-I2:	19.92	(12)	1.06	36.87	Avg:	82.43				
			Int 2:	43.80	(21)								I2-Fin:	25.20	(21)	1.43
			Fin:	1:09.00	(17)											1.61
			Run 2: Int 1:	28.84	(22)	I1-Fin:			1.98							
			Fin:	DNF												
			Total: Fin:	DNF												
23	HYSKA Martin	SVK	Run 1: Int 1:	23.36	(11)	I1-I2:	19.62	(4)	0.54	54.12	Avg:	81.51				
			Int 2:	42.98	(7)								I2-Fin:	26.80	(48)	2.39
			Fin:	1:09.78	(28)											2.39
			Run 2: Int 1:	35.51	(37)	I1-Fin:	28.19	(16)	8.65							
			Fin:	1:03.70	(31)				9.14	226.7	Avg:	89.29				
			Total: Int 1:	1:45.29	(48)				82.26							
			Fin:	2:13.48	(29)				11.28							
24	ZIKA Adam	CZE	Run 1: Int 1:	24.13	(42)	I1-I2:	20.31	(28)	1.31	42.44	Avg:	82.14				
			Int 2:	44.44	(33)								I2-Fin:	24.81	(11)	2.07
			Fin:	1:09.25	(20)											1.86
			Run 2: Int 1:	28.03	(11)	I1-Fin:	27.98	(11)	1.17							
			Fin:	56.01	(12)				1.45	40.90	Avg:	101.55				
			Total: Int 1:	1:37.28	(25)				74.25							
			Fin:	2:05.26	(11)				3.06							
25	KLUSAK Jakub	POL	Run 1: Int 1:	23.32	(9)	I1-I2:	20.88	(39)	0.50	61.08	Avg:	81.14				
			Int 2:	44.20	(30)								I2-Fin:	25.90	(33)	1.83
			Fin:	1:10.10	(30)											2.71
			Run 2: Int 1:	27.71	(7)	I1-Fin:	28.18	(15)	0.85							
			Fin:	55.89	(7)				1.33	37.60	Avg:	101.77				
			Total: Int 1:	1:37.81	(29)				74.78							
			Fin:	2:05.99	(16)				3.79							
26	KATRENIC Henrich	SVK	Run 1: Int 1:	23.64	(27)	I1-I2:	25.87	(57)	0.82		Avg:					
			Int 2:	49.51	(55)								I2-Fin:			7.14
			Fin:	DNF												
			Total: Fin:	DNF												
27	JO Kwang-Ho	KOR	Run 1: Int 1:			I1-I2:					Avg:					
			Int 2:										I2-Fin:			
			Fin:	DNF												
			Total: Fin:	DNF												



Performance Analysis by Bib

Bib	Name	CTRY Code	Positions			Partials		Difference		Pos.	Speed (km/h)	Rank	
			Run 1: Pos	Int 1: Time	Rank	Int 2: Time	Rank	Time	Dist.(m)				
28	BEAURIVAGE Justin	CAN	Run 1: Int 1:	23.98	(39)	I1-I2:	20.27	(27)	1.16	56.52	Avg:	81.39	
			Int 2:	44.25	(31)	I2-Fin:	25.64	(29)	1.88				
			Fin:	1:09.89	(29)				2.50				
			Run 2: Int 1:	29.08	(26)	I1-Fin:	29.79	(25)	2.22				115.6
			Fin:	58.87	(24)			4.31					
			Total: Int 1:	1:38.97	(36)			75.94					
	Fin:	2:08.76	(22)			6.56	Avg:						
29	BABICKI Pawel	POL	Run 1: Int 1:	23.36	(11)	I1-I2:			0.54		Avg:		
			Int 2:			I2-Fin:							
			Fin:	DNF									
			Total: Fin:	DNF									
30	DOBLER Yannik	SUI	Run 1: Int 1:	23.28	(8)	I1-I2:	19.84	(11)	0.46	41.55	Avg:	82.18	
			Int 2:	43.12	(9)	I2-Fin:	26.09	(38)	0.75				
			Fin:	1:09.21	(19)				1.82				
			Run 2: Int 1:	28.65	(19)	I1-Fin:	27.40	(3)	1.79				42.00
			Fin:	56.05	(13)			1.49					
			Total: Int 1:	1:37.86	(31)			74.83					
	Fin:	2:05.26	(11)			3.06	Avg:						
31	BERETTA Filippo	ITA	Run 1: Int 1:	23.50	(20)	I1-I2:	20.24	(26)	0.68	51.49	Avg:	81.65	
			Int 2:	43.74	(19)	I2-Fin:	25.92	(35)	1.37				
			Fin:	1:09.66	(27)				2.27				
			Run 2: Int 1:	28.62	(17)	I1-Fin:	29.51	(23)	1.76				97.03
			Fin:	58.13	(20)			3.57					
			Total: Int 1:	1:38.28	(34)			75.25					
	Fin:	2:07.79	(21)			5.59	Avg:						
32	EFIMOV Simon	RUS	Run 1: Int 1:	23.38	(13)	I1-I2:	19.69	(6)	0.56	9.79	Avg:	83.88	
			Int 2:	43.07	(8)	I2-Fin:	24.74	(10)	0.70				
			Fin:	1:07.81	(5)				0.42				
			Run 2: Int 1:	27.96	(8)	I1-Fin:	27.98	(11)	1.10				38.98
			Fin:	55.94	(10)			1.38					
			Total: Int 1:	1:35.77	(17)			72.74					
	Fin:	2:03.75	(5)			1.55	Avg:						
33	OPPLIGER Lucas	CHI	Run 1: Int 1:	24.83	(60)	I1-I2:	21.19	(44)	2.01	102.6	Avg:	78.92	
			Int 2:	46.02	(49)	I2-Fin:	26.05	(36)	3.65				
			Fin:	1:12.07	(43)				4.68				
			Run 2: Int 1:			I1-Fin:							
			Fin:	DNF									
			Total: Fin:	DNF									
34	KRALJ Zan	SLO	Run 1: Int 1:	23.85	(36)	I1-I2:	19.80	(9)	1.03	10.71	Avg:	83.83	
			Int 2:	43.65	(17)	I2-Fin:	24.20	(1)	1.28				
			Fin:	1:07.85	(6)				0.46				
			Run 2: Int 1:	28.99	(23)	I1-Fin:	29.02	(20)	2.13				93.97
			Fin:	58.01	(19)			3.45					
			Total: Int 1:	1:36.84	(24)			73.81					
	Fin:	2:05.86	(15)			3.66	Avg:						



Performance Analysis by Bib

Bib	Name	CTRY Code	Positions			Partials		Difference		Pos.	Speed (km/h)	Rank
			Run 1: Pos	Int 1: Time	Rank	Pos	Time	Rank	Time			
35	DELSANTE Rocco	ITA	Run 1: Int 1: Int 2: Fin:	23.48	(19)	I1-I2: I2-Fin:			0.66			
			Total: Fin:	DNF								Avg:
				DNF								Avg:
36	LEE Dong-Geun	KOR	Run 1: Int 1: Int 2: Fin:	24.41	(52)	I1-I2: I2-Fin:	20.15	(21)	1.59			
				44.56	(36)		25.68	(31)	2.19	64.11		Avg: 80.98
				1:10.24	(32)				2.85			
			Run 2: Int 1: Fin:	29.77	(28)	I1-Fin:	30.57	(27)	2.91			
				1:00.34	(26)				5.78	151.3		Avg: 94.27
			Total: Int 1: Fin:	1:40.01	(38)				76.98			
				2:10.58	(25)				8.38			Avg:
37	USHAKOV Andrey	RUS	Run 1: Int 1: Int 2: Fin:			I1-I2: I2-Fin:						
												Avg:
			Total: Fin:	DNF								Avg:
				DNF								Avg:
38	NIEMEYER Nicola	SUI	Run 1: Int 1: Int 2: Fin:	24.31	(48)	I1-I2: I2-Fin:	21.11	(43)	1.49			
				45.42	(41)		25.90	(33)	3.05	87.06		Avg: 79.75
				1:11.32	(40)				3.93			
			Run 2: Int 1: Fin:	28.24	(13)	I1-Fin:	27.69	(7)	1.38			
				55.93	(9)				1.37	38.70		Avg: 101.70
			Total: Int 1: Fin:	1:39.56	(37)				76.53			
				2:07.25	(19)				5.05			Avg:
39	STRICKER Martin	SUI	Run 1: Int 1: Int 2: Fin:	23.34	(10)	I1-I2: I2-Fin:			0.52			
												Avg:
			Total: Fin:	DNF								Avg:
				DNF								Avg:
40	CHOI Chang-Hyun	KOR	Run 1: Int 1: Int 2: Fin:	23.79	(34)	I1-I2: I2-Fin:	20.76	(38)	0.97			
				44.55	(35)		26.63	(46)	2.18	84.13		Avg: 79.91
				1:11.18	(38)				3.79			
			Run 2: Int 1: Fin:	30.12	(29)	I1-Fin:	29.79	(25)	3.26			
				59.91	(25)				5.35	141.0		Avg: 94.94
			Total: Int 1: Fin:	1:41.30	(42)				78.27			
				2:11.09	(26)				8.89			Avg:
41	LEE Jang-Woo	KOR	Run 1: Int 1: Int 2: Fin:	23.84	(35)	I1-I2: I2-Fin:	20.16	(22)	1.02			
				44.00	(25)		26.61	(45)	1.63			
				1:10.61	(35)				3.22	72.05		Avg: 80.56
			Run 2: Int 1: Fin:	30.51	(30)	I1-Fin:	31.74	(29)	3.65			
				1:02.25	(28)				7.69	195.1		Avg: 91.37
			Total: Int 1: Fin:	1:41.12	(41)				78.09			
				2:12.86	(27)				10.66			Avg:



Performance Analysis by Bib

Bib	Name	CTRY Code	Positions			Partials		Difference		Pos.	Speed (km/h)	Rank	
			Pos	Time	Rank	Pos	Time	Rank	Time				Dist.(m)
42	KRAL Petr	CZE	Run 1: Int 1:	23.60	(23)	11-12:	20.44	(30)	0.78	71.41	Avg:	80.59	
			Int 2:	44.04	(27)	12-Fin:	26.54	(44)	1.67				
			Fin:	1:10.58	(34)				3.19				
			Run 2: Int 1:	29.54	(27)	11-Fin:	29.22	(22)	2.68				112.9
			Fin:	58.76	(23)				4.20				
			Total: Int 1:	1:40.12	(39)				77.09				
			Fin:	2:09.34	(24)			7.14					
43	ZELGER Gian	SUI	Run 1: Int 1:	24.20	(44)	11-12:	20.22	(25)	1.38	47.75	Avg:	81.85	
			Int 2:	44.42	(32)	12-Fin:	25.07	(16)	2.05				
			Fin:	1:09.49	(26)				2.10				
			Run 2: Int 1:	27.97	(9)	11-Fin:	27.99	(13)	1.11				39.53
			Fin:	55.96	(11)				1.40				
			Total: Int 1:	1:37.46	(28)				74.43				
			Fin:	2:05.45	(13)			3.25					
44	BIALOBRZYCKI Dominik	POL	Run 1: Int 1:	24.17	(43)	11-12:	20.31	(28)	1.35	64.32	Avg:	80.97	
			Int 2:	44.48	(34)	12-Fin:	25.77	(32)	2.11				
			Fin:	1:10.25	(33)				2.86				
			Run 2: Int 1:			11-Fin:							
			Fin:	DNF									
			Total: Fin:	DNF									
45	OHLSSON Erik	SWE	Run 1: Int 1:	24.00	(40)	11-12:	20.63	(37)	1.18	75.04	Avg:	80.40	
			Int 2:	44.63	(37)	12-Fin:	26.12	(40)	2.26				
			Fin:	1:10.75	(36)				3.36				
			Run 2: Int 1:			11-Fin:							
			Fin:	DNF									
			Total: Fin:	DNF									
46	ENDZHIEVSKIY Anton	RUS	Run 1: Int 1:	23.64	(27)	11-12:			0.82		Avg:		
			Int 2:			12-Fin:							
			Fin:	DNF									
			Total: Fin:	DNF									
47	MARIICHYN Andriy	UKR	Run 1: Int 1:	24.35	(49)	11-12:	21.49	(49)	1.53	127.1	Avg:	77.61	
			Int 2:	45.84	(47)	12-Fin:	27.45	(50)	3.47				
			Fin:	1:13.29	(47)				5.90				
			Run 2: Int 1:	31.02	(31)	11-Fin:	32.54	(31)	4.16				223.7
			Fin:	1:03.56	(29)				9.00				
			Total: Int 1:	1:44.31	(46)				81.28				
			Fin:	2:16.85	(31)			14.65					
48	DZIEDZIC Andrzej	POL	Run 1: Int 1:	23.75	(33)	11-12:	19.77	(8)	0.93	12.79	Avg:	83.72	
			Int 2:	43.52	(14)	12-Fin:	24.42	(2)	1.15				
			Fin:	1:07.94	(8)				0.55				
			Run 2: Int 1:	28.55	(16)	11-Fin:	27.63	(6)	1.69				45.56
			Fin:	56.18	(14)				1.62				
			Total: Int 1:	1:36.49	(22)				73.46				
			Fin:	2:04.12	(9)			1.92					



Performance Analysis by Bib

Bib	Name	CTRY Code	Positions			Partials		Difference		Pos.	Speed (km/h)	Rank
			Run 1: Pos	Int 1: Time	Rank	Pos	Time	Rank	Time			
49	ZINA Jeffrey	LBN	Run 1: Int 1: Int 2: Fin:				I1-I2: I2-Fin:					
					DNF							Avg:
			Total: Fin:		DNF							Avg:
50	TIMOFEEV Evgeniy	KGZ	Run 1: Int 1: Int 2: Fin:	24.50 45.70 1:12.34	(53) (45) (44)		I1-I2: I2-Fin:	21.20 26.64	(45) (47)	1.68 3.33 4.95	108.1	Avg: 78.63
			Run 2: Fin:		DNS		I1-Fin:					Avg:
			Total: Fin:		DNS							Avg:
51	ANDRIENKO Aleksander	RUS	Run 1: Int 1: Int 2: Fin:	23.41 43.95 1:09.04	(16) (24) (18)		I1-I2: I2-Fin:	20.54 25.09	(35) (17)	0.59 1.58 1.65	37.76	Avg: 82.39
			Run 2: Int 1: Fin:				I1-Fin:					Avg:
			Total: Fin:		DNF							Avg:
52	DANOV Sergey	KAZ	Run 1: Int 1: Int 2: Fin:	24.37 45.59 1:11.88	(50) (43) (42)		I1-I2: I2-Fin:	21.22 26.29	(47) (41)	1.55 3.22 4.49	98.70	Avg: 79.13
			Run 2: Int 1: Fin:		(35)		I1-Fin:			4.95		Avg:
			Total: Fin:		DNF							Avg:
53	STEPAN Martin	CZE	Run 1: Int 1: Int 2: Fin:	24.57	(55)		I1-I2: I2-Fin:			1.75		Avg:
			Total: Fin:		DNF							Avg:
54	BACIGALUPO Tomas	ARG	Run 1: Int 1: Int 2: Fin:	24.76 47.79 1:14.17	(57) (53) DSQ		I1-I2: I2-Fin:	23.03 26.38	(54) (42)	1.94 5.42 6.78	144.4	Avg: 76.69
			Total: Fin:		DSQ							Avg:
55	BEGUELIN Axel	SUI	Run 1: Int 1: Int 2: Fin:	24.02 45.22 1:10.10	(41) (40) (30)		I1-I2: I2-Fin:	21.20 24.88	(45) (12)	1.20 2.85 2.71	61.08	Avg: 81.14
			Run 2: Int 1: Fin:		(10) (8)		I1-Fin:	27.93	(9)	1.12 1.35	38.15	Avg: 101.73
			Total: Int 1: Fin:	1:38.08 2:06.01	(32) (17)					75.05 3.81		Avg:
56	SZEPESI Bertold	HUN	Run 1: Int 1: Int 2: Fin:	26.13 49.96 DNF	(65) (56)		I1-I2: I2-Fin:	23.83	(55)	3.31 7.59		Avg:
			Total: Fin:		DNF							Avg:
57	ZAVECKAS Rokas	LTU	Run 1: Int 1: Int 2: Fin:	24.81 45.87 DNF	(58) (48)		I1-I2: I2-Fin:	21.06	(41)	1.99 3.50		Avg:
			Total: Fin:		DNF							Avg:



Performance Analysis by Bib

Bib	Name	CTRY Code	Positions			Partials		Difference		Pos.	Speed (km/h)	Rank
			Run 1: Pos	Int 1: Time	Rank	Pos	Time	Rank	Time			
58	KOSTROV Alexandr	KAZ	Run 1: Int 1:	24.85	(61)	I1-I2:	21.76	(52)	2.03	115.6	Avg:	78.23
			Int 2:	46.61	(51)	I2-Fin:	26.10	(39)	4.24			
			Fin:	1:12.71	(45)				5.32			
			Run 2: Int 1:			I1-Fin:						
			Fin:	DNF								
			Total: Fin:	DNF								
59	SYSSOYEV Alexey	KAZ	Run 1: Int 1:	25.12	(63)	I1-I2:	21.53	(51)	2.30	122.2	Avg:	77.88
			Int 2:	46.65	(52)	I2-Fin:	26.39	(43)	4.28			
			Fin:	1:13.04	(46)				5.65			
			Run 2: Int 1:	31.31	(33)	I1-Fin:			4.45			
			Fin:	DNF								
			Total: Fin:	DNF								
60	NAKAMURA Shun	JPN	Run 1: Int 1:	23.68	(31)	I1-I2:	19.80	(9)	0.86		Avg:	
			Int 2:	43.48	(12)	I2-Fin:			1.11			
			Fin:	DNF								
			Run 2: Int 1:			I1-Fin:						
			Fin:	DNF								
			Total: Fin:	DNF								
61	KUCHIN Zakhar	KAZ	Run 1: Int 1:	24.66	(56)	I1-I2:	20.92	(40)	1.84	83.71	Avg:	79.93
			Int 2:	45.58	(42)	I2-Fin:	25.58	(28)	3.21			
			Fin:	1:11.16	(37)				3.77			
			Run 2: Int 1:	31.02	(31)	I1-Fin:	31.01	(28)	4.16			
			Fin:	1:02.03	(27)							
			Total: Int 1:	1:42.18	(43)				79.15			
			Fin:	2:13.19	(28)				10.99			
62	TUKHTAEV Kamiljon	UZB	Run 1: Int 1:	24.81	(58)	I1-I2:			1.99		Avg:	
			Int 2:			I2-Fin:						
			Fin:	DNF								
			Run 2: Int 1:			I1-Fin:						
			Fin:	DNF								
			Total: Fin:	DNF								
63	KIM Dong-Woo	KOR	Run 1: Int 1:	23.40	(15)	I1-I2:			0.58		Avg:	
			Int 2:			I2-Fin:						
			Fin:	DNF								
			Run 2: Int 1:			I1-Fin:						
			Fin:	DNF								
			Total: Fin:	DNF								
64	KOVBASNYUK Taras	UKR	Run 1: Int 1:	27.12	(67)	I1-I2:	24.11	(56)	4.30	246.2	Avg:	71.25
			Int 2:	51.23	(57)	I2-Fin:	28.60	(51)	8.86			
			Fin:	1:19.83	(50)				12.44			
			Run 2: Int 1:	33.91	(36)	I1-Fin:	34.70	(32)	7.05			
			Fin:	1:08.61	(32)							
			Total: Int 1:	1:53.74	(49)				90.71			
			Fin:	2:28.44	(32)				26.24			
65	VUKOVIC Andrija	SRB	Run 1: Int 1:	24.52	(54)	I1-I2:	21.07	(42)	1.70	85.39	Avg:	79.84
			Int 2:	45.59	(43)	I2-Fin:	25.65	(30)	3.22			
			Fin:	1:11.24	(39)				3.85			
			Run 2: Int 1:	28.99	(23)	I1-Fin:	28.95	(19)	2.13			
			Fin:	57.94	(18)							
			Total: Int 1:	1:40.23	(40)				77.20			
			Fin:	2:09.18	(23)				6.98			



Performance Analysis by Bib

Bib	Name	CTRY Code	Positions			Partials		Difference		Pos.	Speed (km/h)	
			Run 1: Int 1: Int 2: Fin:	Time	Rank	Pos	Time	Rank	Time		Dist.(m)	Rank
66	RIABITCA Konstantin	RUS	Run 1: Int 1: Int 2: Fin:									
			Total: Fin:	DNF								Avg:
67	TSIBELENGO Levko	UKR	Run 1: Int 1: Int 2: Fin:	24.96 46.43 DNF	(62) (50)	11-12: 12-Fin:	21.47 (48)	2.14 4.06				Avg:
			Total: Fin:	DNF								Avg:
68	MAINS Gabriel	CAN	Run 1: Int 1: Int 2: Fin:	24.21 DNF	(46)	11-12: 12-Fin:		1.39				Avg:
			Total: Fin:	DNF								Avg:
69	KIM Dong-Cheul	KOR	Run 1: Int 1: Int 2: Fin:	24.23 45.72 1:11.77	(47) (46) (41)	11-12: 12-Fin:	21.49 (49) 26.05 (36)	1.41 3.35 4.38	96.42			Avg: 79.25
			Run 2: Int 1: Fin:	31.64 1:03.57	(34) (30)	11-Fin:	31.93 (30)	4.78 9.01	223.9			Avg: 89.48
			Total: Int 1: Fin:	1:43.41 2:15.34	(44) (30)			80.38 13.14				Avg:
70	HAM Ihor	UKR	Run 1: Int 1: Int 2: Fin:	27.21 DNF	(68)	11-12: 12-Fin:		4.39				Avg:
			Total: Fin:	DNF								Avg:
71	BORSBOOM Olaf	NED	Run 1: Int 1: Int 2: Fin:			11-12: 12-Fin:						Avg:
			Total: Fin:	DNF								Avg:
72	BUKHARBAEV Damir	UZB	Run 1: Int 1: Int 2: Fin:	26.76 54.01 1:19.50	(66) (58) (49)	11-12: 12-Fin:	27.25 (58) 25.49 (25)	3.94 11.64 12.11	240.6			Avg: 71.55
			Run 2: Int 1: Fin:	37.63 1:15.32	(38) DSQ	11-Fin:	37.69 (33)	10.77 20.76	435.4			Avg: 75.52
			Total: Int 1: Fin:	1:57.13 2:34.82	(50) DSQ			94.10				Avg:
73	VIRRO Sten-Mark	EST	Run 1: Int 1: Int 2: Fin:	25.86 48.63 1:15.81	(64) (54) (48)	11-12: 12-Fin:	22.77 (53) 27.18 (49)	3.04 6.26 8.42	175.4			Avg: 75.03
			Run 2: Int 1: Fin:			11-Fin:						Avg:
			Total: Fin:	DNF								Avg:
74	AMIRI Jawed	AFG	Run 1: Int 1: Int 2: Fin:			11-12: 12-Fin:						Avg:
			Total: Fin:	DNF								Avg:



Performance Analysis by Bib

Bib	Name	CTRY Code	Positions		Partials		Difference		Speed (km/h)
			Pos	Time Rank Pos	Time Rank	Time Dist.(m)	Pos.	Rank	

Intermediate Time Positions: Int. 1 = Intermediate 1 Int. 2 = Intermediate 2

Legend:	Avg	Average	Dist.(m)	Distance in meters	Fin	Finish	Int	Intermediate
	Pos.	Intermediate or speed position						

Disqualification of the skier Bib 72





Penalty Calculation

Best 10 at Finish

Rank	Bib	FIS Code	Name	CTRY Code	FIS Points	Best 5	Race Points
1	14	550054	ZVEJNIEKS Kristaps	LAT	52.53	52.53	0.00
2	10	400237	MEINERS Maarten	NED	36.81	36.81	8.28
3	1	700868	FALAT Matej	SVK	57.20	57.20	9.50
4	3	54383	KOGLER Tobias	AUT	37.27	37.27	11.95
5	32	481785	EFIMOV Simon	RUS	120.73		
6	2	690616	TENTORI Michelangelo	ITA	62.15	62.15	16.09
7	17	481463	PYASIK Evgenij	RUS	72.10		
8	4	304242	NARITA Hideyuki	JPN	64.85		
9	48	430668	DZIEDZIC Andrzej	POL	178.37		
10	7	151060	PAULUS Daniel	CZE	62.59		

Best 5 FIS Points at Start

Rank	Bib	FIS Code	Name	CTRY Code	FIS Points
13	13	310426	VUKICEVIC Marko	SRB	24.14
2	10	400237	MEINERS Maarten	NED	36.81
4	3	54383	KOGLER Tobias	AUT	37.27
DNF	5	430472	KLUSAK Michal	POL	43.77
1	14	550054	ZVEJNIEKS Kristaps	LAT	52.53

TOTALS:

FIS Points of Best 5 as Start (B)	194.52	
FIS Points of Best at Finish in Top 10 (A)		245.96
Race Points of Corresponding Competitors (C)		45.82
Calculated Penalty (A+B-C):10	39.466	
Rounded	39.47	
Category Adder	0.00	
Correction Value (Z)	0.00	
Calculated Penalty	39.47	
Penalty Applied	39.47	

Legend:

DNF Did Not Finish

01-02-2017 / ALMATY (KAZ) / 1181

ALPMAC-----_77C 1.1

Report Created WED 1 FEB 2017 16:50

Page 1/1



Start List

Jury		
FIS Technical Delegate	GOURIEV Iouri	RUS
Referee	KRANJC Matjaz	FIS
Assistant Referee	ORLOV Alexey	RUS
Chief of Race	OBYSKALOV Andre	KAZ

Technical Data	Super-G	Slalom
Course Name	Shymbulak	Shymbulak
Start Altitude	2840m	2550m
Finish Altitude	2370m	2370m
Vertical Drop	470m	470m
Course Length	1580m	
Homologation Number	11695/04/15	11695/04/15

Race Information Super-G		
Course Setter	BUDORATSKI Gennadi	RUS
Gates/Turning Gates		
Start Time	10:00	

Race Information Slalom		
Course Setter	HUOT Michel	CAN
Gates/Turning Gates		
Start Time	14:30	

Number of Competitors: 74, Number of Countries: 26

Bib	FIS Code	Name	Year of Birth	CTRY Code	Super-G
1	700868	FALAT Matej	1993	SVK	_____
2	690616	TENTORI Michelangelo	1991	ITA	_____
3	54383	KOGLER Tobias	1996	AUT	_____
4	304242	NARITA Hideyuki	1993	JPN	_____
5	430472	KLUSAK Michal	1990	POL	_____
6	6290151	BERETTA Carlo	1992	ITA	_____
7	151060	PAULUS Daniel	1994	CZE	_____
8	561371	NAPOTNIK Jan	1997	SLO	_____
9	6292563	CASARTELLI Athos	1997	ITA	_____
10	400237	MEINERS Maarten	1992	NED	_____
11	310421	STEOVIC Marko	1996	SRB	_____
12	990051	BOSCA Giulio Giovanni	1990	ITA	_____
13	310426	VUKICEVIC Marko	1992	SRB	_____
14	550054	ZVEJNIEKS Kristaps	1992	LAT	_____
15	670052	KHUBER Martin	1992	KAZ	_____
16	151024	KOTZMANN Adam	1993	CZE	_____
17	481463	PYASIK Evgenij	1993	RUS	_____
18	110350	FIGUEROA Andres	1996	CHI	_____
19	54307	GRUBER Christof	1995	AUT	_____
20	512242	HEHLI Gian-Andrea	1997	SUI	_____
21	103984	LAJOIE Vincent	1993	CAN	_____
22	104015	SCHUESSLER BEDARD William	1993	CAN	_____
23	700901	HYSKA Martin	1994	SVK	_____
24	150834	ZIKA Adam	1989	CZE	_____
25	430550	KLUSAK Jakub	1992	POL	_____
26	700941	KATRENIC Henrich	1998	SVK	_____
27	320386	JO Kwang-Ho	1995	KOR	_____
28	104516	BEAURIVAGE Justin	1997	CAN	_____
29	430640	BABICKI Pawel	1994	POL	_____
30	512239	DOBLER Yannik	1997	SUI	_____
31	6292065	BERETTA Filippo	1996	ITA	_____
32	481785	EFIMOV Simon	1996	RUS	_____
33	110356	OPPLIGER Lucas	1996	CHI	_____
34	561360	KRALJ Zan	1997	SLO	_____
35	690208	DELSANTE Rocco	1991	ITA	_____
36	320370	LEE Dong-Geun	1994	KOR	_____
37	481617	USHAKOV Andrey	1995	RUS	_____
38	512029	NIEMEYER Nicola	1994	SUI	_____
39	511817	STRICKER Martin	1991	SUI	_____
40	320379	CHOI Chang-Hyun	1994	KOR	_____
41	320390	LEE Jang-Woo	1995	KOR	_____
42	151173	KRAL Petr	1996	CZE	_____



Almaty 2017
28th WINTER UNIVERSIADE

Shymbulak Ski Resort

WED 1 FEB 2017
Start Time 10:00

Alpine Skiing

Men's Alpine Combined

Super-G



Start List

Number of Competitors: 74, Number of Countries: 26

Bib	FIS Code	Name	Year of Birth	CTRY Code	Super-G
43	512173	ZELGER Gian	1996	SUI	_____
44	430667	BIALOBRZYCKI Dominik	1995	POL	_____
45	502065	OHLSSON Erik	1995	SWE	_____
46	481738	ENDZHIEVSKIY Anton	1996	RUS	_____
47	690732	MARIICHYN Andriy	1995	UKR	_____
48	430668	DZIEDZIC Andrzej	1995	POL	_____
49	340447	ZINA Jeffrey	1998	LBN	_____
50	770015	TIMOFEEV Evgeniy	1994	KGZ	_____
51	481103	ANDRIENKO Aleksander	1990	RUS	_____
52	670082	DANOV Sergey	1997	KAZ	_____
53	151110	STEPAN Martin	1995	CZE	_____
54	30405	BACIGALUPO Tomas	1998	ARG	_____
55	512264	BEGUELIN Axel	1997	SUI	_____
56	240122	SZEPESI Bertold	1990	HUN	_____
57	780013	ZAVECKAS Rokas	1996	LTU	_____
58	670068	KOSTROV Alexandr	1994	KAZ	_____
59	670079	SYSSOYEV Alexey	1996	KAZ	_____
60	304535	NAKAMURA Shun	1995	JPN	_____
61	670080	KUCHIN Zakhar	1997	KAZ	_____
62	210040	TUKHTAEV Kamiljon	1997	UZB	_____
63	320391	KIM Dong-Woo	1995	KOR	_____
64	690752	KOVBASNYUK Taras	1997	UKR	_____
65	310410	VUKOVIC Andrija	1994	SRB	_____
66	481875	RIABITCA Konstantin	1997	RUS	_____
67	690737	TSIBELENGO Levko	1996	UKR	_____
68	104191	MAINS Gabriel	1994	CAN	_____
69	320417	KIM Dong-Cheul	1997	KOR	_____
70	690721	HAM Ihor	1995	UKR	_____
71	400268	BORSBOOM Olaf	1995	NED	_____
72	210041	BUKHARBAEV Damir	1996	UZB	_____
73	390039	VIRRO Sten-Mark	1997	EST	_____
74	961002	AMIRI Jawed	1992	AFG	_____

Forerunners							
Super-G	A - GRIGOROV Roman	KAZ	B - SATKEEV Islan	KAZ	C - KARASEV Mikhail	KAZ	
	D - STUPAKOV Vadim	KAZ					
Slalom	A - GRIGOROV Roman	KAZ	B - SATKEEV Islan	KAZ	C - KARASEV Mikhail	KAZ	
	D - STUPAKOV Vadim	KAZ					





Official Results

Jury

FIS Technical Delegate	GOURIEV Iouri	RUS
Referee FISU TD	KRANJC Matjaz	SLO
Assistant Referee	ORLOV Alexey	RUS
Chief of Race	OBYSKALOV Andre	KAZ

Technical Data

Course Name	Chymbulak	Slalom	DocTar
Start Altitude	2840m		2550m
Finish Altitude	2370m		2370m
Vertical Drop	470m		470m
Course Length	1580m		
Homologation Number	11695/04/15		11692/04/15

Race Information Super-G

Course Setter	BUDORATSKI Gennadi	RUS
Gates/Turning Gates	35/33	
Start Time	10:00	

Race Information Slalom

Course Setter	HUOT Michel	CAN
Gates/Turning Gates		
Start Time	14:30	

Number of Competitors: 74, Number of Countries: 26

Rank	Bib	FIS Code	Name	Year of Birth	CTRY Code	Time	Diff.	Distance (m)
1	14	550054	ZVEJNIEKS Kristaps	1992	LAT	1:07.39		
2	17	481463	PYASIK Evgenij	1993	RUS	1:07.46	0.07	1.64
3	2	690616	TENTORI Michelangelo	1991	ITA	1:07.61	0.22	5.14
4	13	310426	VUKICEVIC Marko	1992	SRB	1:07.75	0.36	8.40
5	32	481785	EFIMOV Simon	1996	RUS	1:07.81	0.42	9.79
6	34	561360	KRALJ Zan	1997	SLO	1:07.85	0.46	10.71
7	5	430472	KLUSAK Michal	1990	POL	1:07.90	0.51	11.87
8	48	430668	DZIEDZIC Andrzej	1995	POL	1:07.94	0.55	12.79
9	12	990051	BOSCA Giulio Giovanni	1990	ITA	1:08.06	0.67	15.55
10	10	400237	MEINERS Maarten	1992	NED	1:08.10	0.71	16.47
11	3	54383	KOGLER Tobias	1996	AUT	1:08.33	0.94	21.74
12	1	700868	FALAT Matej	1993	SVK	1:08.65	1.26	29.00
13	6	6290151	BERETTA Carlo	1992	ITA	1:08.67	1.28	29.45
14	19	54307	GRUBER Christof	1995	AUT	1:08.68	1.29	29.68
15	9	6292563	CASARTELLI Athos	1997	ITA	1:08.79	1.40	32.16
16	4	304242	NARITA Hideyuki	1993	JPN	1:08.82	1.43	32.83
17	22	104015	SCHUESSLER BEDARD William	1993	CAN	1:09.00	1.61	36.87
18	51	481103	ANDRIENKO Aleksander	1990	RUS	1:09.04	1.65	37.76
19	30	512239	DOBLER Yannik	1997	SUI	1:09.21	1.82	41.55
20	24	150834	ZIKA Adam	1989	CZE	1:09.25	1.86	42.44
21	18	110350	FIGUEROA Andres	1996	CHI	1:09.26	1.87	42.66
22	16	151024	KOTZMANN Adam	1993	CZE	1:09.30	1.91	43.55
23	21	103984	LAJOIE Vincent	1993	CAN	1:09.37	1.98	45.10
24	7	151060	PAULUS Daniel	1994	CZE	1:09.38	1.99	45.32
25	8	561371	NAPOTNIK Jan	1997	SLO	1:09.39	2.00	45.54
26	43	512173	ZELGER Gian	1996	SUI	1:09.49	2.10	47.75
27	31	6292065	BERETTA Filippo	1996	ITA	1:09.66	2.27	51.49
28	23	700901	HYSKA Martin	1994	SVK	1:09.78	2.39	54.12
29	28	104516	BEAURIVAGE Justin	1997	CAN	1:09.89	2.50	56.52
30	55	512264	BEGUELIN Axel	1997	SUI	1:10.10	2.71	61.08
30	25	430550	KLUSAK Jakub	1992	POL	1:10.10	2.71	61.08
32	36	320370	LEE Dong-Geun	1994	KOR	1:10.24	2.85	64.11
33	44	430667	BIALOBRZYCKI Dominik	1995	POL	1:10.25	2.86	64.32
34	42	151173	KRAL Petr	1996	CZE	1:10.58	3.19	71.41
35	41	320390	LEE Jang-Woo	1995	KOR	1:10.61	3.22	72.05
36	45	502065	OHLSSON Erik	1995	SWE	1:10.75	3.36	75.04
37	61	670080	KUCHIN Zakhar	1997	KAZ	1:11.16	3.77	83.71
38	40	320379	CHOI Chang-Hyun	1994	KOR	1:11.18	3.79	84.13
39	65	310410	VUKOVIC Andrija	1994	SRB	1:11.24	3.85	85.39
40	38	512029	NIEMEYER Nicola	1994	SUI	1:11.32	3.93	87.06



Official Results

Number of Competitors: 74, Number of Countries: 26

Rank	Bib	FIS Code	Name	Year of Birth	CTRY Code	Time	Diff.	Distance (m)
41	69	320417	KIM Dong-Cheul	1997	KOR	1:11.77	4.38	96.42
42	52	670082	DANOV Sergey	1997	KAZ	1:11.88	4.49	98.70
43	33	110356	OPPLIGER Lucas	1996	CHI	1:12.07	4.68	102.60
44	50	770015	TIMOFEEV Evgeniy	1994	KGZ	1:12.34	4.95	108.11
45	58	670068	KOSTROV Alexandr	1994	KAZ	1:12.71	5.32	115.60
46	59	670079	SYSSOYEV Alexey	1996	KAZ	1:13.04	5.65	122.22
47	47	690732	MARIICHYN Andriy	1995	UKR	1:13.29	5.90	127.19
48	73	390039	VIRRO Sten-Mark	1997	EST	1:15.81	8.42	175.49
49	72	210041	BUKHARBAEV Damir	1996	UZB	1:19.50	12.11	240.68
50	64	690752	KOVBASNYUK Taras	1997	UKR	1:19.83	12.44	246.21

DID NOT FINISH SUPER-G: 23 competitors

11	310421	STEVOVIC Marko	1996	SRB
15	670052	KHUBER Martin	1992	KAZ
20	512242	HEHLI Gian-Andrea	1997	SUI
26	700941	KATRENIC Henrich	1998	SVK
27	320386	JO Kwang-Ho	1995	KOR
29	430640	BABICKI Pawel	1994	POL
35	690208	DELSANTE Rocco	1991	ITA
37	481617	USHAKOV Andrey	1995	RUS
39	511817	STRICKER Martin	1991	SUI
46	481738	ENDZHIEVSKIY Anton	1996	RUS
49	340447	ZINA Jeffrey	1998	LBN
53	151110	STEPAN Martin	1995	CZE
56	240122	SZEPESI Bertold	1990	HUN
57	780013	ZAVECKAS Rokas	1996	LTU
60	304535	NAKAMURA Shun	1995	JPN
62	210040	TUKHTAEV Kamiljon	1997	UZB
63	320391	KIM Dong-Woo	1995	KOR
66	481875	RIABITCA Konstantin	1997	RUS
67	690737	TSIBELENGO Levko	1996	UKR
68	104191	MAINS Gabriel	1994	CAN
70	690721	HAM Ihor	1995	UKR
71	400268	BORSBOOM Olaf	1995	NED
74	961002	AMIRI Jawed	1992	AFG

DISQUALIFIED SUPER-G: 1 competitor

54	30405	BACIGALUPO Tomas	1998	ARG	Gate 5	Rule 629.3
----	-------	------------------	------	-----	--------	------------

Reason for disqualification:

629.3 Does not pass through a gate correctly

Forerunners						
Super-G	A - GRIGOROV Roman	KAZ	B - SATKEEV Islan	KAZ	C - KARASEV Mikhail	KAZ
Slalom	A - GRIGOROV Roman	KAZ	B - SATKEEV Islan	KAZ	C - KARASEV Mikhail	KAZ

01-02-2017 / ALMATY (KAZ) / 1181

ALPMAC-----FNL-0001SG--_73D 1.1

Report Created WED 1 FEB 2017 13:29

Page 2/2



FISU Partners

JOINT STOCK COMPANY "NATIONAL RESERVE FUND "SAMRUK-KAZYNA"

Doing everything with love!

АВТОСАЛОНЫ

KAZPOST

Антивирус



Almaty 2017
28th WINTER UNIVERSIADE

Shymbulak Ski Resort

WED 1 FEB 2017

Alpine Skiing

Men's Alpine Combined

Super-G



Penalty Calculation

Best 10 at Finish

Rank	Bib	FIS Code	Name	CTRY Code	FIS Points	Best 5	Race Points
1	14	550054	ZVEJNIEKS Kristaps	LAT	61.27		
2	17	481463	PYASIK Evgenij	RUS	40.60		
3	2	690616	TENTORI Michelangelo	ITA	21.87	21.87	3.53
4	13	310426	VUKICEVIC Marko	SRB	20.52	20.52	5.77
5	32	481785	EFIMOV Simon	RUS	31.48	31.48	6.73
6	34	561360	KRALJ Zan	SLO	83.34		
7	48	430668	DZIEDZIC Andrzej	POL	53.44		
8	10	400237	MEINERS Maarten	NED	34.10	34.10	11.38
9	3	54383	KOGLER Tobias	AUT	40.49	40.49	15.06
10	1	700868	FALAT Matej	SVK	66.53		

Best 5 FIS Points at Start

Rank	Bib	FIS Code	Name	CTRY Code	FIS Points
4	13	310426	VUKICEVIC Marko	SRB	20.52
3	2	690616	TENTORI Michelangelo	ITA	21.87
DNF	51	481103	ANDRIENKO Aleksander	RUS	28.28
5	32	481785	EFIMOV Simon	RUS	31.48
DNF	15	670052	KHUBER Martin	KAZ	31.66

TOTALS:

FIS Points of Best 5 as Start (B)	133.81	
FIS Points of Best at Finish in Top 10 (A)		148.46
Race Points of Corresponding Competitors (C)		42.47
Calculated Penalty (A+B-C):10	23.980	
Rounded	23.98	
Category Adder	0.00	
Correction Value (Z)	0.00	
Calculated Penalty	23.98	
Penalty Applied	23.98	

Legend:

DNF Did Not Finish

01-02-2017 / ALMATY (KAZ) / 1927

ALPMAC-----FNL-0001SG--_77C 1.1

Report Created WED 1 FEB 2017 17:29

Page 1/1





Start List

Jury		
FIS Technical Delegate	GOURIEV Iouri	RUS
Referee	KRANJC Matjaz	FIS
Assistant Referee	ORLOV Alexey	RUS
Chief of Race	OBYSKALOV Andre	KAZ

Technical Data		Super-G	Slalom
Course Name		Shymbulak	Shymbulak
Start Altitude		2840m	2550m
Finish Altitude		2370m	2370m
Vertical Drop		470m	470m
Course Length		1580m	
Homologation Number		11695/04/15	11695/04/15

Race Information Super-G		
Course Setter	BUDORATSKI Gennadi	RUS
Gates/Turning Gates	35/33	
Start Time	10:00	

Race Information Slalom		
Course Setter	HUOT Michel	CAN
Gates/Turning Gates	65/63	
Start Time	15:15	

Number of Competitors: 50, Number of Countries: 21

Start Order	Bib	FIS Code	Name	Year of Birth	CTRY Code	Super-G	Diff.	Rank	Slalom	Total
1	25	430550	KLUSAK Jakub	1992	POL	1:10.10	2.71	30		
2	55	512264	BEGUELIN Axel	1997	SUI	1:10.10	2.71	30		
3	28	104516	BEAURIVAGE Justin	1997	CAN	1:09.89	2.50	29		
4	23	700901	HYSKA Martin	1994	SVK	1:09.78	2.39	28		
5	31	6292065	BERETTA Filippo	1996	ITA	1:09.66	2.27	27		
6	43	512173	ZELGER Gian	1996	SUI	1:09.49	2.10	26		
7	8	561371	NAPOTNIK Jan	1997	SLO	1:09.39	2.00	25		
8	7	151060	PAULUS Daniel	1994	CZE	1:09.38	1.99	24		
9	21	103984	LAJOIE Vincent	1993	CAN	1:09.37	1.98	23		
10	16	151024	KOTZMANN Adam	1993	CZE	1:09.30	1.91	22		
11	18	110350	FIGUEROA Andres	1996	CHI	1:09.26	1.87	21		
12	24	150834	ZIKA Adam	1989	CZE	1:09.25	1.86	20		
13	30	512239	DOBLER Yannik	1997	SUI	1:09.21	1.82	19		
14	51	481103	ANDRIENKO Aleksander	1990	RUS	1:09.04	1.65	18		
15	22	104015	SCHUESSLER BEDARD William	1993	CAN	1:09.00	1.61	17		
16	4	304242	NARITA Hideyuki	1993	JPN	1:08.82	1.43	16		
17	9	6292563	CASARTELLI Athos	1997	ITA	1:08.79	1.40	15		
18	19	54307	GRUBER Christof	1995	AUT	1:08.68	1.29	14		
19	6	6290151	BERETTA Carlo	1992	ITA	1:08.67	1.28	13		
20	1	700868	FALAT Matej	1993	SVK	1:08.65	1.26	12		
21	3	54383	KOGLER Tobias	1996	AUT	1:08.33	0.94	11		
22	10	400237	MEINERS Maarten	1992	NED	1:08.10	0.71	10		
23	12	990051	BOSCA Giulio Giovanni	1990	ITA	1:08.06	0.67	9		
24	48	430668	DZIEDZIC Andrzej	1995	POL	1:07.94	0.55	8		
25	5	430472	KLUSAK Michal	1990	POL	1:07.90	0.51	7		
26	34	561360	KRALJ Zan	1997	SLO	1:07.85	0.46	6		
27	32	481785	EFIMOV Simon	1996	RUS	1:07.81	0.42	5		
28	13	310426	VUKICEVIC Marko	1992	SRB	1:07.75	0.36	4		
29	2	690616	TENTORI Michelangelo	1991	ITA	1:07.61	0.22	3		
30	17	481463	PYASIK Evgenij	1993	RUS	1:07.46	0.07	2		
31	14	550054	ZVEJNIEKS Kristaps	1992	LAT	1:07.39	0.00	1		
32	36	320370	LEE Dong-Geun	1994	KOR	1:10.24	2.85	32		
33	44	430667	BIALOBRZYCKI Dominik	1995	POL	1:10.25	2.86	33		
34	42	151173	KRAL Petr	1996	CZE	1:10.58	3.19	34		
35	41	320390	LEE Jang-Woo	1995	KOR	1:10.61	3.22	35		
36	45	502065	OHLSSON Erik	1995	SWE	1:10.75	3.36	36		
37	61	670080	KUCHIN Zakhar	1997	KAZ	1:11.16	3.77	37		
38	40	320379	CHOI Chang-Hyun	1994	KOR	1:11.18	3.79	38		
39	65	310410	VUKOVIC Andrija	1994	SRB	1:11.24	3.85	39		
40	38	512029	NIEMEYER Nicola	1994	SUI	1:11.32	3.93	40		
41	69	320417	KIM Dong-Cheul	1997	KOR	1:11.77	4.38	41		
42	52	670082	DANOV Sergey	1997	KAZ	1:11.88	4.49	42		



Almaty 2017
28TH WINTER UNIVERSIADE

Shymbulak Ski Resort

WED 1 FEB 2017
Start Time 15:15

Alpine Skiing

Men's Alpine Combined

Slalom



Start List

Number of Competitors: 50, Number of Countries: 21

Start Order	Bib	FIS Code	Name	Year of Birth	CTRY Code	Super-G	Diff.	Rank	Slalom	Total
43	33	110356	OPPLIGER Lucas	1996	CHI	1:12.07	4.68	43		
44	50	770015	TIMOFEEV Evgeniy	1994	KGZ	1:12.34	4.95	44		
45	58	670068	KOSTROV Alexandr	1994	KAZ	1:12.71	5.32	45		
46	59	670079	SYSSOYEV Alexey	1996	KAZ	1:13.04	5.65	46		
47	47	690732	MARIICHYN Andriy	1995	UKR	1:13.29	5.90	47		
48	73	390039	VIRRO Sten-Mark	1997	EST	1:15.81	8.42	48		
49	72	210041	BUKHARBAEV Damir	1996	UZB	1:19.50	12.11	49		
50	64	690752	KOVBASNYUK Taras	1997	UKR	1:19.83	12.44	50		

Forerunners						
Super-G	A - GRIGOROV Roman	KAZ	B - SATKEEV Islan	KAZ	C - KARASEV Mikhail	KAZ
	D - STUPAKOV Vadim	KAZ				
Slalom	A - GRIGOROV Roman	KAZ	B - SATKEEV Islan	KAZ	C - KARASEV Mikhail	KAZ
	D - STUPAKOV Vadim	KAZ				

Added number of Gates and Turning Gates





Almaty 2017

28TH WINTER UNIVERSIADE



ALPINE SKIING

Parallel Nations Team Event



Start List

Jury			Technical Data	
FIS Technical Delegate	SCHUEPBACH Urs	SUI	Course Name	Professor
Referee FISU TD	KRANJC Matjaz	SLO	Start Altitude	2433m
Chief of Race	OBYSKALOV Andre	KAZ	Finish Altitude	2343m
Race Information			Vertical Drop	90m
Course Setter	ORLOV Alexey	RUS	Homologation Number	12235/11/16
Gates/Turning Gates	23/23			
Start Time	11:00			

Number of Competitors: 59, Number of Countries: 15

Team Number	Bib	FIS Code	Name	Gender	Year of Birth
1 ITA - Italy					
	13	299586	SMALDORE Petra	F	1997
	11	299080	SPERANZONI Michela	F	1995
	12	990051	BOSCA Giulio Giovanni	M	1990
	14	690208	DELSANTE Rocco	M	1991
2 RUS - Russian Federation					
	23	485941	PLESHKOVA Iulija	F	1997
	21	485973	SILANTEVA Anastasiia	F	1998
	22	481103	ANDRIENKO Aleksander	M	1990
	24	481463	PYASIK Evgenij	M	1993
3 CZE - Czech Republic					
	31	155728	DUBOVSKA Martina	F	1992
	33	155586	KMOCHOVA Tereza	F	1990
	32	151060	PAULUS Daniel	M	1994
	34	150834	ZIKA Adam	M	1989
4 SWE - Sweden					
	41	506657	ASP Mette	F	1995
	43	506684	JANSSON Louise	F	1995
	42	501542	KAHRE Rickard	M	1991
	44	501508	NYBERG Jonas	M	1990
5 AUT - Austria					
	51	56286	FIEGL Rebecca	F	1995
	53	56396	WIDNER Denise	F	1997
	54	54383	KOGLER Tobias	M	1996
	52	54233	LEITGEB Richard	M	1994
6 CAN - Canada					
	63	107388	DAVID Sandrine	F	1994
	61	107424	SCHMIDT Hannah	F	1994
	62	103855	RIVET Philippe	M	1992
	64	103751	TOUTANT Simon-Claude	M	1991



Almaty 2017
28TH WINTER UNIVERSIADE

Shymbulak Ski Resort

SUN 5 FEB 2017
Start Time 11:00

Alpine Skiing

Parallel Nations Team Event



Start List

Number of Competitors: 59, Number of Countries: 15

Team Number	Bib	FIS Code	Name	Gender	Year of Birth
7 SVK - Slovakia					
	71	705394	KANTOROVA Barbara	F	1992
	73	705424	MIKLOSOVA Katarina	F	1995
	72	700868	FALAT Matej	M	1993
	74	700901	HYSKA Martin	M	1994
8 SUI - Switzerland					
	83	516357	BERNARD Juliette	F	1995
	81	516371	BERTSCH Nina Lea	F	1995
	84	512029	NIEMEYER Nicola	M	1994
	82	511817	STRICKER Martin	M	1991
9 KOR - Republic of Korea					
	93	325115	CHOE Jeong-Hyeon	F	1996
	91	325119	GIM So-Hui	F	1996
	92	320391	KIM Dong-Woo	M	1995
	94	320390	LEE Jang-Woo	M	1995
10 SLO - Slovenia					
	101	565453	AJLEC Desiree	F	1996
	103	565438	ZIMSEK Ana	F	1995
	102	561360	KRALJ Zan	M	1997
	104	561371	NAPOTNIK Jan	M	1997
11 POL - Poland					
	111	435347	KLUSAK Magdalena	F	1995
	113	435387	MISNIAKIEWICZ Hanna	F	1996
	112	430667	BIALOBRZYCKI Dominik	M	1995
	114	430550	KLUSAK Jakub	M	1992
12 KAZ - Kazakhstan					
	121	675035	GRIGOROVA Mariya	F	1996
	123	675036	KARPOVA Yekaterina	F	1998
	124	670082	DANOV Sergey	M	1997
	122	670080	KUCHIN Zakhar	M	1997
13 TUR - Turkey					
	131	525085	CARIKCIOGLU Ozlem	F	1994
	133	525097	IS Ece	F	1997
	132	520170	DENIZ Serdar	M	1997
	134	520164	TOPALOGLU Mustafa	M	1996





Almaty 2017
28TH WINTER UNIVERSIADE

Shymbulak Ski Resort

SUN 5 FEB 2017
Start Time 11:00

Alpine Skiing

Parallel Nations Team Event



Start List

Number of Competitors: 59, Number of Countries: 15

Team Number	Bib	FIS Code	Name	Gender	Year of Birth
14 LBN - Lebanon					
	143	345125	FAYAD Isabelle Catherine	F	1998
	141	345107	MOHBAT Natacha	F	1996
	144	340440	BEHLOK Allen	M	1998
	142	340447	ZINA Jeffrey	M	1998
15 UKR - Ukraine					
	151	695127	PONOMARENKO Mariia	F	1999
	152	690732	MARIICHYN Andriy	M	1995
	154	690737	TSIBELENKO Levko	M	1996

Forerunners			
A - LAMHAMED I Adam	MAR	B - LAMHAMED I Sami	MAR
C - SHKANOVA Maria	BLR	D - MACAULAY Alice Fiona	GBR

Legend:			
F	Female	M	Male

Add Technical Data





Brackets

1/8 Finals						1/4 Finals						1/2 Finals						Finals					
Run 1	Run 2	Run 3	Run 4	Pts		Run 1	Run 2	Run 3	Run 4	Pts		Run 1	Run 2	Run 3	Run 4	Pts		Run 1	Run 2	Run 3	Run 4	Pts	
Heat 1 ITA						Heat 1 ITA Q 22.80 21.94 23.60 +0.78 3 SUI +0.23 +0.11 DNS 21.76 1						1/2 Final 1 ITA +0.49 DNF 23.03 +0.49 1 AUT Q 23.01 21.30 +0.12 21.36 3						Big Final AUT 51 52 53 54 +0.11 20.93 +0.02 +0.48 1 CZE W 22.40 +0.19 22.81 21.23 3					
Heat 2 SUI Q 81 82 83 84 22.65 21.81 +0.57 21.50 3 KOR +0.56 +0.15 23.49 +0.42 1						Heat 2 TB: 43.66 51 52 53 54 AUT Q 22.40 +0.43 +0.10 21.26 2 SWE +0.31 21.18 22.73 +0.17 2						1/2 Final 2 CZE Q 31 32 33 34 +0.01 21.05 22.72 21.47 3 RUS 22.60 +0.30 +0.27 +0.48 1						Small Final ITA 11 12 13 14 +0.08 +0.34 +0.17 +0.17 0 RUS w 22.64 21.56 23.09 21.70 4					
Heat 3 AUT Q 51 52 53 54 22.50 21.50 22.55 21.34 4 KAZ +1.48 +1.29 DNS +1.52 0						Heat 3 31 32 33 34 CZE Q 22.70 21.18 22.92 +0.10 3 CAN +0.54 +2.25 +0.22 21.48 1																	
Heat 4 SWE Q 41 42 43 44 23.32 21.49 23.65 21.70 4 TUR +1.99 +1.72 +3.61 +1.60 0						Heat 4 TB: 43.89 41 42 43 44																	
Heat 5 CZE Q 31 32 33 34 22.59 21.46 23.38 21.97 4 LBN +2.81 +1.09 +3.47 DNF 0						Heat 5 61 62 63 64 CAN Q 23.36 21.97 23.78 +0.05 3 POL DNF +1.02 DNF 21.97 1																	
Heat 6 CAN Q 61 62 63 64 23.36 21.97 23.78 +0.05 3 POL DNF +1.02 DNF 21.97 1						Heat 6 71 72 73 74 SVK Q 22.44 21.94 DNF 22.25 3 SLO +0.55 DSQ 23.84 +0.28 1																	
Heat 7 SVK Q 71 72 73 74 22.44 21.94 DNF 22.25 3 SLO +0.55 DSQ 23.84 +0.28 1						Heat 7 81 82 83 84 RUS Q 22.76 22.10 23.07 22.37 4 UKR DNF +1.01 DNS +1.11 0																	
Heat 8 RUS Q 81 82 83 84 22.76 22.10 23.07 22.37 4 UKR DNF +1.01 DNS +1.11 0						Heat 8 91 92 93 94 ITA 91 92 93 94																	

- Gold CZE - Czech Republic
- Silver AUT - Austria
- Bronze RUS - Russian Federation
- 4 ITA - Italy
- 5 CAN - Canada
- 5 SUI - Switzerland
- 5 SVK - Slovakia
- 5 SWE - Sweden
- 9 KAZ - Kazakhstan
- 9 KOR - Republic of Korea
- 9 LBN - Lebanon
- 9 POL - Poland
- 9 SLO - Slovenia
- 9 TUR - Turkey
- 9 UKR - Ukraine

Legend:
DNF Did Not Finish **DNS** Did Not Start **DSQ** Disqualified **Q** Qualified for next phase
TB Tie break value **w** Small Final Winner **W** Big Final Winner





Almaty 2017

28TH WINTER UNIVERSIADE



BIATHLON

3	Biathlon	204
3.1	Table of Contents	205
3.2	Competition Schedule	207
3.3	Number of Entries by Country	208
3.4	Participation Summary by Country	209
3.5	Medallists by Event	213
3.6	Medal Standings	214
3.7	Women's 15km Individual	215
3.7.1	Final Results	216
3.7.2	Competition Analysis	217
3.7.3	Final Results - Competition Data Summary	222
3.8	Women's 7.5km Sprint	223
3.8.1	Final Results	224
3.8.2	Competition Analysis	225
3.8.3	Final Results - Competition Data Summary	230
3.9	Women's 10km Pursuit	231
3.9.1	Final Results	232
3.9.2	Competition Analysis	233
3.9.3	Final Results - Competition Data Summary	238
3.10	Women's 12.5km Mass Start	239
3.10.1	Final Results	240
3.10.2	Competition Analysis	241
3.10.3	Final Results - Competition Data Summary	245
3.11	Men's 20km Individual	246
3.11.1	Final Results	247
3.11.2	Competition Analysis	248
3.11.3	Final Results - Competition Data Summary	256
3.12	Men's 10km Sprint	257
3.12.1	Final Results	258
3.12.2	Competition Analysis	259
3.12.3	Final Results - Competition Data Summary	266
3.13	Men's 12.5km Pursuit	267
3.13.1	Final Results	268
3.13.2	Competition Analysis	269
3.13.3	Final Results - Competition Data Summary	276
3.14	Men's 15km Mass Start	277
3.14.1	Final Results	278
3.14.2	Competition Analysis	279
3.14.3	Final Results - Competition Data Summary	283
3.15	Mixed Relay	284

3.15.1	Final Results	285
3.15.2	Competition Analysis	286
3.15.3	Final Results - Competition Data Summary	291



Almaty 2017
28TH WINTER UNIVERSIADE



COMPETITION SCHEDULE

As of SUN 29 JAN 2017

Date	Start Time	Estimated Finish Time	Event
TUE 31 JAN	11:15 14:15	12:55 16:00	Women's 15km Individual Men's 20km Individual
THU 2 FEB	10:30 13:15	12:00 14:45	Women's 7.5km Sprint Men's 10km Sprint
FRI 3 FEB	12:00 14:00	12:50 14:50	Women's 10km Pursuit Men's 12.5km Pursuit
SUN 5 FEB	12:00	13:30	Mixed Relay
TUE 7 FEB	12:00 15:00	12:45 15:45	Women's 12.5km Mass Start Men's 15km Mass Start

Note:
Please check INFO for more details and the latest updates.





Number of Entries by Country

As of MON 30 JAN 2017

REVISED
30 JAN 16:36

Country	Men	Women	Total
AUS - Australia	2	2	4
BLR - Belarus	4		4
CAN - Canada	4	2	6
CZE - Czech Republic	3	1	4
FIN - Finland	2	2	4
FRA - France	6		6
HUN - Hungary	1		1
ITA - Italy		2	2
KAZ - Kazakhstan	8	8	16
KGZ - Kyrgyzstan	1		1
KOR - Republic of Korea	2		2
POL - Poland	5	3	8
RUS - Russian Federation	8	8	16
SVK - Slovakia	3	3	6
SWE - Sweden	2	2	4
UKR - Ukraine	8	8	16
Total athletes:	59	41	100
Total countries:	15	11	16

Added athletes for SWE (Gustafsson) and UKR (Bryhadyr)



Participation Summary by Country

As of TUE 7 FEB 2017

Country	Name	Gender	Individual	Sprint	Pursuit	Mixed Relay	Mass Start
AUS	- Australia						
	COLEBOURN Jillian Wei-Lin	F	30	30	LAP	8 (leg 2)	23
	HOWELL Sabrina	F	31	32	LAP	8 (leg 1)	DNF
	FLANAGAN Jeremy	M	48	46	LAP	8 (leg 3)	-
	FLANAGAN Tim	M	49	51	LAP	8 (leg 4)	-
Women: 2	Men: 2						
BLR	- Belarus						
	LIPAI Yauheni	M	28	31	31	-	19
	MALUKHA Raman	M	26	34	33	-	DNF
	MIADZIUUKHA Uladzislau	M	31	33	LAP	-	-
	RAMANOUSKI Maksim	M	25	26	26	-	16
Women: 0	Men: 4						
CAN	- Canada						
	JUCE Eveline	F	DNF	DNS	-	7 (leg 2)	-
	PATERSON Jessica	F	23	22	LAP	7 (leg 1)	11
	BOYD-PORTER Seamus	M	36	40	LAP	-	26
	ECCLESTON Sasha	M	45	45	LAP	7 (leg 4)	-
	MANN Taij Isaac	M	42	DNS	-	7 (leg 3)	-
	MILLS Reagan	M	DNF	50	LAP	-	-
Women: 2	Men: 4						
CZE	- Czech Republic						
	CERNA Kristyna	F	7	14	12	-	16
	BURIAN Jan	M	23	23	22	-	22
	JOUKAL Lukas	M	39	41	LAP	-	-
	TOLAR David	M	27	27	28	-	24
Women: 1	Men: 3						
FIN	- Finland						
	HAATAJA Riikka	F	25	25	21	6 (leg 2)	20
	HOLOPAINEN Mira	F	19	24	22	6 (leg 1)	-
	ORPANA Sami	M	20	25	18	6 (leg 3)	-
	PELTONIEMI Lauri	M	37	43	LAP	6 (leg 4)	-
Women: 2	Men: 2						
FRA	- France						
	BEREZIAT Alexandre	M	30	18	16	-	-
	CHAVOUTIER Dany	M	17	4	25	-	20
	DUMONT Clement	M	15	9	10	-	-
	HUILLIER Yohan	M	24	36	29	-	15
	JOUTY Baptiste	M	1	21	15	-	1
	LEGRAND Mathieu	M	4	12	5	-	DNF
Women: 0	Men: 6						
HUN	- Hungary						
	BUKI Adam	M	43	49	LAP	-	-
Women: 0	Men: 1						
ITA	- Italy						
	DEI CAS Francesca	F	29	28	LAP	-	DNF
	RATSCHILLER Lisa	F	DNF	33	LAP	-	DNF
Women: 2	Men: 0						



Participation Summary by Country

As of TUE 7 FEB 2017

Country	Name	Gender	Individual	Sprint	Pursuit	Mixed Relay	Mass Start	
KAZ	- Kazakhstan							
		AKHATOVA Lyudmila	F	-	-	-	-	
		BELCHENKO Yelizaveta	F	5	18	13	-	4
		KISTANOVA Anna	F	10	8	10	-	-
		KONDRATYEVA Anastassiya	F	-	21	18	-	15
		RAKOVA Alina	F	1	12	7	-	DNF
		SASSINA Alexandra	F	14	-	-	-	13
		USSANOVA Darya	F	4	7	6	2 (leg 2)	5
		VISHNEVSKAYA Galina	F	2	1	DNF	2 (leg 1)	1
		BRAUN Maxim	M	8	20	14	-	-
		KHAMITGATIN Timur	M	13	-	-	-	25
		KUTS Timur	M	-	16	17	-	13
		PANTOV Anton	M	9	=6	7	2 (leg 4)	3
		PODKORYTOV Vassily	M	18	10	9	2 (leg 3)	6
		SIRIK Sergey	M	-	-	-	-	-
		VITENKO Vladislav	M	22	30	=23	-	17
	YERYOMIN Roman	M	10	3	8	-	2	
	Women: 8	Men: 8						
KGZ	- Kyrgyzstan							
		MATVEEV Nikolai	M	47	47	LAP	-	-
	Women: 0	Men: 1						
KOR	- Republic of Korea							
		KIM Cheolyoung	M	44	44	LAP	-	-
		KIM Jusung	M	46	48	LAP	-	-
	Women: 0	Men: 2						
POL	- Poland							
		BIELECKA Dominika	F	15	20	20	4 (leg 2)	14
		CICHON Klaudia	F	27	27	LAP	-	21
		TRZASKA Karolina	F	20	23	19	4 (leg 1)	19
		FILIP Bartlomiej	M	29	22	34	4 (leg 4)	-
		JURCZAK Tomasz	M	38	35	LAP	4 (leg 3)	23
		PIASECKI Marcin	M	40	39	LAP	-	-
		SIDOROWICZ Lukasz	M	-	38	LAP	-	-
		WTOREK Mariusz	M	41	-	-	-	-
	Women: 3	Men: 5						



Participation Summary by Country

As of TUE 7 FEB 2017

Country	Name	Gender	Individual	Sprint	Pursuit	Mixed Relay	Mass Start
RUS	- Russian Federation						
		DUBOVA Nadezhda	F	21	-	-	-
		EGOROVA Anastasiia	F	13	3	8	-
		KUKLINA Larisa	F	-	5	3	1 (leg 1)
		PAVLOVA Evgeniia	F	17	13	5	-
		SHESTERIKOVA Olga	F	DSQ	10	2	1 (leg 2)
		SMIRNOVA Inna	F	11	11	9	-
		VASILEVA Margarita	F	-	-	-	-
		VORONINA Tamara	F	9	16	15	-
		DEDIUKHIN Aleksandr	M	11	-	-	-
		IVANOV Dmitrii	M	5	2	2	-
		KORASTYLEV Sergey	M	2	8	1	1 (leg 4)
		LATYPOV Eduard	M	-	=6	4	-
		PECHENKIN Aleksandr	M	-	15	=23	-
		PECHENKIN Ivan	M	16	-	-	-
		POVARNITSYN Alexander	M	12	5	6	-
		SUCHILOV Semen	M	3	1	3	1 (leg 3)
	Women: 8	Men: 8					
SVK	- Slovakia						
		HORCIKOVA Andrea	F	28	29	LAP	-
		MAJDISOVA Alzbeta	F	-	15	17	5 (leg 1)
		NETIKOVA Anna	F	26	31	LAP	5 (leg 2)
		KOSZTOLANYI Ondrej	M	-	24	32	5 (leg 4)
		KUBALIAK Michal	M	-	37	LAP	5 (leg 3)
	LONSKY Henrich	M	33	42	35	-	
	Women: 3	Men: 3					
SWE	- Sweden						
		GUSTAFSSON Frida Maria	F	22	26	LAP	DNS (leg 1)
		LINDQVIST Felicia	F	24	DNS	-	DNS (leg 2)
		BRANDT Oskar	M	34	29	21	DNS (leg 3)
		OLSSON Per Victor	M	6	32	30	DNS (leg 4)
	Women: 2	Men: 2					
UKR	- Ukraine						
		BIELKINA Nadiia	F	3	6	1	3 (leg 1)
		BONDAR Yana	F	8	2	4	3 (leg 2)
		BRYGNETS Yuliya	F	16	9	11	-
		KRUCHOVA Mariya	F	12	17	14	-
		PUSTOVALOVA Yana	F	18	19	16	-
		STEFANYSHYN Olha	F	-	-	-	-
		SYTNYK Hanna	F	-	-	-	-
		ZHURAVOK Yuliya	F	6	4	DNS	-
		BRYHADYR Roman	M	-	-	-	-
		IHNATIEV Dmytro	M	35	-	-	-
		IVKO Maksym	M	19	14	11	3 (leg 3)
		MORIEV Oleksandr	M	21	28	27	-
		MYHDA Anton	M	7	17	19	-
		NASYKO Denys	M	32	13	13	-
		RUSINOV Dmytro	M	14	19	20	-
		TYSHCHENKO Artem	M	-	11	12	3 (leg 4)
	Women: 8	Men: 8					
All Countries: Women: 41		Men: 59					



Participation Summary by Country

As of TUE 7 FEB 2017

Legend:	
-	Information not available
DNF	Did Not Finish
DSQ	Disqualified
LAP	Lapped
=	Equal sign indicates that two or more competitors share the same rank
DNS	Did Not Start
F	Female
M	Male



Medallists by Event

As of TUE 7 FEB 2017 at 16:19

AFTER 9 OF 9 EVENTS

Event Name	Date	Medal	Name	Country
Men's 15km Mass Start	TUE 7 FEB	GOLD	JOUTY Baptiste	FRA
		SILVER	YERYOMIN Roman	KAZ
		BRONZE	PANTOV Anton	KAZ
Women's 12.5km Mass Start	TUE 7 FEB	GOLD	VISHNEVSKAYA Galina	KAZ
		SILVER	BONDAR Yana	UKR
		BRONZE	KUKLINA Larisa	RUS
Mixed Relay	SUN 5 FEB	GOLD	KUKLINA Larisa SHESTERIKOVA Olga SUCHILOV Semen KORASTYLEV Sergey	RUS
		SILVER	VISHNEVSKAYA Galina USSANOVA Darya PODKORYTOV Vassiliy PANTOV Anton	KAZ
		BRONZE	BIELKINA Nadiia BONDAR Yana IVKO Maksym TYSHCHENKO Artem	UKR
Men's 12.5km Pursuit	FRI 3 FEB	GOLD	KORASTYLEV Sergey	RUS
		SILVER	IVANOV Dmitrii	RUS
		BRONZE	SUCHILOV Semen	RUS
Women's 10km Pursuit	FRI 3 FEB	GOLD	BIELKINA Nadiia	UKR
		SILVER	SHESTERIKOVA Olga	RUS
		BRONZE	KUKLINA Larisa	RUS
Men's 10km Sprint	THU 2 FEB	GOLD	SUCHILOV Semen	RUS
		SILVER	IVANOV Dmitrii	RUS
		BRONZE	YERYOMIN Roman	KAZ
Women's 7.5km Sprint	THU 2 FEB	GOLD	VISHNEVSKAYA Galina	KAZ
		SILVER	BONDAR Yana	UKR
		BRONZE	EGOROVA Anastasiia	RUS
Men's 20km Individual	TUE 31 JAN	GOLD	JOUTY Baptiste	FRA
		SILVER	KORASTYLEV Sergey	RUS
		BRONZE	SUCHILOV Semen	RUS
Women's 15km Individual	TUE 31 JAN	GOLD	RAIKOVA Alina	KAZ
		SILVER	VISHNEVSKAYA Galina	KAZ
		BRONZE	BIELKINA Nadiia	UKR



Medal Standings

As of TUE 7 FEB 2017 at 16:19

AFTER 9 OF 9 EVENTS

Rank	Country	Men				Women				Mixed				Total				Rank by Total
		G	S	B	Tot.	G	S	B	Tot.	G	S	B	Tot.	G	S	B	Tot.	
1	RUS - Russian Federation	2	3	2	7		1	3	4	1			1	3	4	5	12	1
2	KAZ - Kazakhstan		1	2	3	3	1		4			1		3	3	2	8	2
3	FRA - France	2			2									2			2	4
4	UKR - Ukraine					1	2	1	4			1	1	1	2	2	5	3
Total:		4	4	4	12	4	4	4	12	1	1	1	3	9	9	9	27	

Legend:	B Bronze	G Gold	S Silver	Tot Total
----------------	-----------------	---------------	-----------------	------------------



Almaty 2017

28TH WINTER UNIVERSIADE



BIATHLON

Women's 15km Individual



Final Results

Rank	Bib	Name	Country	Ski Time	P	S	P	S	T	Result	Behind
1	4	RAIKOVA Alina	KAZ	57:48.7	0	1	1	0	2	59:48.7	0.0
2	1	VISHNEVSKAYA Galina	KAZ	58:09.8	1	3	0	0	4	1:02:09.8	+2:21.1
3	13	BIELKINA Nadiia	UKR	57:12.3	1	2	0	2	5	1:02:12.3	+2:23.6
4	7	USSANOVA Darya	KAZ	57:44.2	1	1	0	3	5	1:02:44.2	+2:55.5
5	27	BELCHENKO Yelizaveta	KAZ	58:59.2	0	2	0	2	4	1:02:59.2	+3:10.5
6	33	ZHURAVOK Yuliya	UKR	59:03.0	0	0	3	2	5	1:04:03.0	+4:14.3
7	23	CERNA Kristyna	CZE	1:01:16.5	0	0	2	1	3	1:04:16.5	+4:27.8
8	26	BONDAR Yana	UKR	57:24.8	1	2	0	4	7	1:04:24.8	+4:36.1
9	6	VORONINA Tamara	RUS	1:02:06.5	0	0	0	3	3	1:05:06.5	+5:17.8
10	22	KISTANOVA Anna	KAZ	58:41.4	3	2	0	3	8	1:06:41.4	+6:52.7
11	31	SMIRNOVA Inna	RUS	1:01:42.2	0	0	4	1	5	1:06:42.2	+6:53.5
12	16	KRUCHOVA Mariya	UKR	1:00:48.9	2	2	2	0	6	1:06:48.9	+7:00.2
13	10	EGOROVA Anastasiia	RUS	59:21.9	1	2	1	4	8	1:07:21.9	+7:33.2
14	30	SASSINA Alexandra	KAZ	1:02:32.3	0	0	5	0	5	1:07:32.3	+7:43.6
15	11	BIELECKA Dominika	POL	1:01:41.6	1	2	1	3	7	1:08:41.6	+8:52.9
16	28	BRYGNETS Yuliya	UKR	1:02:43.5	0	1	2	3	6	1:08:43.5	+8:54.8
17	34	PAVLOVA Evgeniia	RUS	1:02:18.1	0	1	5	1	7	1:09:18.1	+9:29.4
18	12	PUSTOVALOVA Yana	UKR	1:06:41.3	1	1	1	0	3	1:09:41.3	+9:52.6
19	18	HOLOPAINEN Mira	FIN	1:04:44.8	1	0	2	3	6	1:10:44.8	+10:56.1
20	8	TRZASKA Karolina	POL	1:04:54.7	2	1	1	2	6	1:10:54.7	+11:06.0
21	17	DUBOVA Nadezhda	RUS	1:02:00.9	1	3	1	4	9	1:11:00.9	+11:12.2
22	29	GUSTAFSSON Frida Maria	SWE	1:04:47.9	2	0	4	2	8	1:12:47.9	+12:59.2
23	14	PATERSON Jessica	CAN	1:04:54.8	1	0	2	5	8	1:12:54.8	+13:06.1
24	15	LINDQVIST Felicia	SWE	1:09:32.9	1	0	2	1	4	1:13:32.9	+13:44.2
25	5	HAATAJA Riikka	FIN	1:08:11.4	2	1	0	3	6	1:14:11.4	+14:22.7
26	3	NETIKOVA Anna	SVK	1:12:41.8	0	1	0	2	3	1:15:41.8	+15:53.1
27	25	CICHON Klaudia	POL	1:07:04.0	1	3	4	2	10	1:17:04.0	+17:15.3
28	21	HORCIKOVA Andrea	SVK	1:08:40.8	4	1	5	5	15	1:23:40.8	+23:52.1
29	24	DEI CAS Francesca	ITA	1:12:49.0	3	1	5	2	11	1:23:49.0	+24:00.3
30	19	COLEBOURN Jillian Wei-Lin	AUS	1:17:52.0	1	1	4	1	7	1:24:52.0	+25:03.3
31	2	HOWELL Sabrina	AUS	1:16:28.5	1	2	4	4	11	1:27:28.5	+27:39.8

Jury decisions

Disqualified

32	SHESTERIKOVA Olga	RUS	IBU DR 5.6.o
----	-------------------	-----	--------------

Did Not Finish

20	JUCE Eveline	CAN	2
----	--------------	-----	---

Did Not Start

9	RATSCHILLER Lisa	ITA
---	------------------	-----

Legend:

DR	Disciplinary Rules	P	Prone	S	Standing	T	Total penalties
----	--------------------	---	-------	---	----------	---	-----------------



TUE 31 JAN 2017
Start Time 11:15
End Time 13:03

Competition Analysis

Rank	Bib	Name	Country		T							
Loop 1		Loop 2		Loop 3		Loop 4		Loop 5		Result	Behind	Rank
Time	Rank	Time	Rank	Time	Rank	Time	Rank	Time	Rank			
29	24	DEI CAS Francesca	ITA		11		1:23:49.0		+24:00.3		29	
Cumulative Time	17:03.0	+5:35.5	30	32:05.7	+9:01.6	30	52:28.6	+15:46.4	31	1:09:32.1	+21:00.9	28
Loop Time	17:03.0	+5:35.5	30	15:02.7	+3:32.1	26	20:22.9	+8:56.3	30	17:03.5	+5:31.4	26
Ski Time	14:03.0	+2:43.7	29	28:05.7	+5:20.5	28	43:28.6	+9:12.4	29	58:32.1	+12:12.3	29
Shooting	3	51.0	+20.0	29	1	42.0	+15.0	26	5	2:02.0	+1:29.0	29
Range Time	1:18.7	+22.4	28	1:07.1	+16.4	25	2:04.6	+1:05.5	27	1:18.2	+21.2	18
Course Time	12:44.3	+2:26.8	28	12:55.6	+2:35.1	28	13:18.3	+2:54.5	28	13:45.3	+3:13.2	28
Penalty Time	3:00.0			1:00.0			5:00.0			2:00.0		
												11:00.0

Rank	Bib	Name	Country		T							
Loop 1		Loop 2		Loop 3		Loop 4		Loop 5		Result	Behind	Rank
Time	Rank	Time	Rank	Time	Rank	Time	Rank	Time	Rank			
30	19	COLEBOURN Jillian Wei-Lin	AUS		7		1:24:52.0		+25:03.3		30	
Cumulative Time	15:32.4	+4:04.9	28	31:11.7	+8:07.6	28	51:54.0	+15:11.8	29	1:09:48.6	+21:17.4	29
Loop Time	15:32.4	+4:04.9	28	15:39.3	+4:08.7	29	20:42.3	+9:15.7	31	17:54.6	+6:22.5	28
Ski Time	14:32.4	+3:13.1	30	29:11.7	+6:26.5	30	45:54.0	+11:37.8	31	1:02:48.6	+16:28.8	31
Shooting	1	56.0	+25.0	31	1	52.0	+25.0	31	4	2:20.0	+1:47.0	31
Range Time	1:25.1	+28.8	31	1:14.6	+23.9	31	2:47.2	+1:48.1	31	1:54.8	+57.8	30
Course Time	13:07.3	+2:49.8	30	13:24.7	+3:04.2	30	13:55.1	+3:31.3	30	14:59.8	+4:27.7	31
Penalty Time	1:00.0			1:00.0			4:00.0			1:00.0		
												7:00.0

Rank	Bib	Name	Country		T							
Loop 1		Loop 2		Loop 3		Loop 4		Loop 5		Result	Behind	Rank
Time	Rank	Time	Rank	Time	Rank	Time	Rank	Time	Rank			
31	2	HOWELL Sabrina	AUS		11		1:27:28.5		+27:39.8		31	
Cumulative Time	15:43.3	+4:15.8	29	32:51.0	+9:46.9	31	52:25.7	+15:43.5	30	1:12:05.9	+23:34.7	31
Loop Time	15:43.3	+4:15.8	29	17:07.7	+5:37.1	31	19:34.7	+8:08.1	29	19:40.2	+8:08.1	31
Ski Time	14:43.3	+3:24.0	31	29:51.0	+7:05.8	31	45:25.7	+11:09.5	30	1:01:05.9	+14:46.1	30
Shooting	1	41.0	+10.0	=18	2	31.0	+4.0	=6	4	49.0	+16.0	19
Range Time	1:15.4	+19.1	=26	1:02.5	+11.8	16	1:19.7	+20.6	20	1:09.1	+12.1	5
Course Time	13:27.9	+3:10.4	31	14:05.2	+3:44.7	31	14:15.0	+3:51.2	31	14:31.1	+3:59.0	30
Penalty Time	1:00.0			2:00.0			4:00.0			4:00.0		
												11:00.0

Jury Decisions

Disqualified

32	SHESTERIKOVA Olga	RUS	IBU DR 5.6.o
-----------	--------------------------	------------	---------------------

Did Not Finish

Rank	Bib	Name	Country		
Loop 1		Loop 2		T	
Time	Rank	Time	Rank	Time	Rank
20	JUCE Eveline	CAN		32	
Cumulative Time	17:57.1	+6:29.6	32		
Loop Time	17:57.1	+6:29.6	32		
Ski Time	15:57.1	+4:37.8	32		
Shooting	2	42.0	+11.0	=20	
Range Time	1:14.8	+18.5	=24		
Course Time	14:42.3	+4:24.8	32		
Penalty Time	2:00.0				

Did Not Start

9	RATSCHILLER Lisa	ITA
----------	-------------------------	------------

Legend:

= Equal sign indicates that two or more competitors share the same rank T Total penalties



Final Results - Competition Data Summary

Participation

Number of Entries	34
Did Not Start	1
Did Not Finish	1
Disqualified	1
Disqualified for unsportsmanlike behaviour	0
Ranked Competitors	31

Weather Conditions

	30 min. before Start	At Start Time	30 min. after Start	At End Time
Weather	Snow	Snow	Fog	Fog
Snow Condition	powder	powder	powder	powder
Snow Temperature	0.0 °C / 32.0 °F	0.0 °C / 32.0 °F	0.0 °C / 32.0 °F	0.0 °C / 32.0 °F
Air Temperature	0.0 °C / 32.0 °F	0.0 °C / 32.0 °F	0.0 °C / 32.0 °F	0.0 °C / 32.0 °F
Humidity	86 %	86 %	93 %	87 %
Wind Direction/Speed	E / 3.0 m/s	W / 2.0 m/s	W / 1.0 m/s	E / 1.0 m/s

Jury Information

IBU Technical Delegate	WOLF Karl-Heinz (GER)
FISU Technical Delegate	RYBAR Ondrej (CZE)
Competition Chief	RAIS Khairutdinov (KAZ)
Member	BURYK Nazarii (UKR)
Member	SZYDA Jerzy (POL)

Course Information

3.0km yellow	
Total Course Length	15140m
Height Difference (HD)	52m
Max. Climb (MM)	18m
Total Climb (MT)	515m

Jury decisions

Bib 32 SHESTERIKOVA Olga (RUS) DISQUALIFIED IBU DR 5.6.o

IBU Technical Delegate	FISU Technical Delegate
WOLF Karl-Heinz (GER)	RYBAR Ondrej (CZE)

Legend:
DR Disciplinary Rules E East W West



Almaty 2017

28TH WINTER UNIVERSIADE



BIATHLON

Women's 7.5km Sprint



Final Results

Rank	Bib	Name	Country	P	S	T	Result	Behind
1	27	VISHNEVSKAYA Galina	KAZ	1	0	1	21:43.1	0.0
2	17	BONDAR Yana	UKR	1	1	2	22:05.9	+22.8
3	3	EGOROVA Anastasiia	RUS	1	0	1	22:19.8	+36.7
4	13	ZHURAVOK Yuliya	UKR	0	1	1	22:33.5	+50.4
5	34	KUKLINA Larisa	RUS	0	1	1	22:40.0	+56.9
6	5	BIELKINA Nadiia	UKR	1	1	2	22:47.5	+1:04.4
7	19	USSANOVA Darya	KAZ	1	2	3	22:49.1	+1:06.0
8	4	KISTANOVA Anna	KAZ	0	2	2	22:54.2	+1:11.1
9	26	BRYGNETS Yuliya	UKR	0	0	0	22:59.0	+1:15.9
10	29	SHESTERIKOVA Olga	RUS	1	0	1	22:59.4	+1:16.3
11	32	SMIRNOVA Inna	RUS	0	0	0	23:07.8	+1:24.7
12	23	RAIKOVA Alina	KAZ	0	1	1	23:14.2	+1:31.1
13	16	PAVLOVA Evgeniia	RUS	0	1	1	23:14.6	+1:31.5
14	35	CERNA Kristyna	CZE	0	0	0	23:48.9	+2:05.8
15	12	MAJDISOVA Alzbeta	SVK	0	0	0	23:51.9	+2:08.8
16	7	VORONINA Tamara	RUS	2	0	2	24:08.5	+2:25.4
17	30	KRUCHOVA Mariya	UKR	1	2	3	24:25.6	+2:42.5
18	10	BELCHENKO Yelizaveta	KAZ	2	2	4	24:28.4	+2:45.3
19	18	PUSTOVALOVA Yana	UKR	1	1	2	24:35.0	+2:51.9
20	24	BIELECKA Dominika	POL	0	3	3	24:35.3	+2:52.2
21	9	KONDRATYEVA Anastasiya	KAZ	1	2	3	24:48.9	+3:05.8
22	14	PATERSON Jessica	CAN	0	1	1	24:51.4	+3:08.3
23	31	TRZASKA Karolina	POL	1	2	3	25:14.9	+3:31.8
24	21	HOLOPAINEN Mira	FIN	1	2	3	25:38.8	+3:55.7
25	8	HAATAJA Riikka	FIN	0	1	1	25:46.3	+4:03.2
26	2	GUSTAFSSON Frida Maria	SWE	2	3	5	26:09.2	+4:26.1
27	1	CICHON Klaudia	POL	1	1	2	26:11.3	+4:28.2
28	25	DEI CAS Francesca	ITA	1	1	2	26:38.4	+4:55.3
29	20	HORCIKOVA Andrea	SVK	0	4	4	27:07.2	+5:24.1
30	11	COLEBOURN Jillian Wei-Lin	AUS	0	2	2	27:32.1	+5:49.0
31	15	NETIKOVA Anna	SVK	2	1	3	27:41.5	+5:58.4
32	22	HOWELL Sabrina	AUS	0	2	2	28:12.9	+6:29.8
33	6	RATSCHILLER Lisa	ITA	0	0	0	28:48.6	+7:05.5

Did Not Start

28	LINDQVIST Felicia	SWE
33	JUCE Eveline	CAN

Note:
First 60 Competitors are qualified for the Pursuit Competition

Legend:
P Prone S Standing T Total penalties



Almaty 2017
28th WINTER UNIVERSIADE

Alatau Cross-Country Skiing & Biathlon Complex

THU 2 FEB 2017
Start Time 10:30
End Time 11:27

Biathlon

Women's 7.5km Sprint



Competition Analysis

Rank	Bib	Name	Country	Loop 1			Loop 2			Loop 3			T	Result	Behind	Rank
				Time	Behind	Rank	Time	Behind	Rank	Time	Behind	Rank				
1	27	VISHNEVSKAYA Galina	KAZ										1	21:43.1	0.0	1
		Cumulative Time		7:39.9	+15.3	7	15:01.8	0.0	1					21:43.1	0.0	1
		Loop Time		7:39.9	+15.3	7	7:21.9	0.0	1	6:41.3	+9.4	3				
		Shooting	1	35.0	+7.0	=12	29.0	+2.0	3				1	1:04.0	+6.0	=3
		Range Time		59.9	+7.6	15	55.5	+4.6	=4					1:55.4	+10.8	7
		Course Time		6:11.2	+3.1	3	6:21.2	+7.0	2	6:41.3	+9.4	3		19:13.7	+8.3	2
		Penalty Time		28.8			5.2							34.0		
2	17	BONDAR Yana	UKR										2	22:05.9	+22.8	2
		Cumulative Time		7:41.7	+17.1	8	15:34.0	+32.2	4					22:05.9	+22.8	2
		Loop Time		7:41.7	+17.1	8	7:52.3	+30.4	6	6:31.9	0.0	1				
		Shooting	1	39.0	+11.0	=22	35.0	+8.0	=16				2	1:14.0	+16.0	=19
		Range Time		1:03.6	+11.3	=22	59.1	+8.2	14					2:02.7	+18.1	16
		Course Time		6:08.1	0.0	1	6:25.4	+11.2	3	6:31.9	0.0	1		19:05.4	0.0	1
		Penalty Time		30.0			27.8							57.8		
3	3	EGOROVA Anastasiia	RUS										1	22:19.8	+36.7	3
		Cumulative Time		8:08.1	+43.5	15	15:38.7	+36.9	7					22:19.8	+36.7	3
		Loop Time		8:08.1	+43.5	15	7:30.6	+8.7	2	6:41.1	+9.2	2				
		Shooting	1	33.0	+5.0	=7	35.0	+8.0	=16				1	1:08.0	+10.0	=10
		Range Time		56.5	+4.2	4	57.5	+6.6	11					1:54.0	+9.4	5
		Course Time		6:38.5	+30.4	14	6:27.9	+13.7	6	6:41.1	+9.2	2		19:47.5	+42.1	=5
		Penalty Time		33.1			5.2							38.3		
4	13	ZHURAVOK Yuliya	UKR										1	22:33.5	+50.4	4
		Cumulative Time		7:38.6	+14.0	5	15:32.3	+30.5	3					22:33.5	+50.4	4
		Loop Time		7:38.6	+14.0	5	7:53.7	+31.8	7	7:01.2	+29.3	7				
		Shooting	0	29.0	+1.0	2	30.0	+3.0	=4				1	59.0	+1.0	2
		Range Time		53.0	+0.7	2	51.6	+0.7	2					1:44.6	0.0	1
		Course Time		6:39.2	+31.1	15	6:31.0	+16.8	=8	7:01.2	+29.3	7		20:11.4	+1:06.0	8
		Penalty Time		6.4			31.1							37.5		
5	34	KUKLINA Larisa	RUS										1	22:40.0	+56.9	5
		Cumulative Time		7:28.7	+4.1	2	15:28.4	+26.6	2					22:40.0	+56.9	5
		Loop Time		7:28.7	+4.1	2	7:59.7	+37.8	9	7:11.6	+39.7	9				
		Shooting	0	35.0	+7.0	=12	34.0	+7.0	=13				1	1:09.0	+11.0	=13
		Range Time		58.3	+6.0	9	58.2	+7.3	12					1:56.5	+11.9	11
		Course Time		6:23.6	+15.5	5	6:29.5	+15.3	7	7:11.6	+39.7	9		20:04.7	+59.3	7
		Penalty Time		6.8			32.0							38.8		
6	5	BIELKINA Nadiia	UKR										2	22:47.5	+1:04.4	6
		Cumulative Time		7:58.2	+33.6	14	15:59.4	+57.6	14					22:47.5	+1:04.4	6
		Loop Time		7:58.2	+33.6	14	8:01.2	+39.3	10	6:48.1	+16.2	4				
		Shooting	1	37.0	+9.0	18	42.0	+15.0	29				2	1:19.0	+21.0	28
		Range Time		1:00.5	+8.2	17	1:04.7	+13.8	25					2:05.2	+20.6	22
		Course Time		6:27.7	+19.6	6	6:26.6	+12.4	5	6:48.1	+16.2	4		19:42.4	+37.0	4
		Penalty Time		30.0			29.9							59.9		
7	19	USSANOVA Darya	KAZ										3	22:49.1	+1:06.0	7
		Cumulative Time		7:42.0	+17.4	9	15:51.1	+49.3	=10					22:49.1	+1:06.0	7
		Loop Time		7:42.0	+17.4	9	8:09.1	+47.2	12	6:58.0	+26.1	6				
		Shooting	1	38.0	+10.0	=19	39.0	+12.0	=25				3	1:17.0	+19.0	=23
		Range Time		1:02.4	+10.1	=19	1:01.6	+10.7	19					2:04.0	+19.4	19
		Course Time		6:09.3	+1.2	2	6:14.2	0.0	1	6:58.0	+26.1	6		19:21.5	+16.1	3
		Penalty Time		30.3			53.3							1:23.6		
8	4	KISTANOVA Anna	KAZ										2	22:54.2	+1:11.1	8
		Cumulative Time		7:24.6	0.0	1	15:51.1	+49.3	=10					22:54.2	+1:11.1	8
		Loop Time		7:24.6	0.0	1	8:26.5	+1:04.6	16	7:03.1	+31.2	8				
		Shooting	0	36.0	+8.0	17	41.0	+14.0	28				2	1:17.0	+19.0	=23
		Range Time		58.9	+6.6	10	1:05.4	+14.5	=27					2:04.3	+19.7	20
		Course Time		6:18.8	+10.7	4	6:25.6	+11.4	4	7:03.1	+31.2	8		19:47.5	+42.1	=5
		Penalty Time		6.9			55.5							1:02.4		





Competition Analysis

Rank	Bib	Name	Country			T				Result	Behind	Rank	
		Loop 1			Loop 2			Loop 3					
		Time	Behind	Rank	Time	Behind	Rank	Time	Behind	Rank			
9	26	BRYGNETS Yuliya	UKR			0	22:59.0	+1:15.9	9				
Cumulative Time		7:46.7	+22.1	11	15:38.6	+36.8	6				22:59.0	+1:15.9	9
Loop Time		7:46.7	+22.1	11	7:51.9	+30.0	5	7:20.4	+48.5	12			
Shooting	0	39.0	+11.0	=22	35.0	+8.0	=16				1:14.0	+16.0	=19
Range Time		1:02.9	+10.6	21	1:00.6	+9.7	17				2:03.5	+18.9	17
Course Time		6:37.5	+29.4	=11	6:45.4	+31.2	16	7:20.4	+48.5	12	20:43.3	+1:37.9	13
Penalty Time		6.3			5.9						12.2		
10	29	SHESTERIKOVA Olga	RUS			1	22:59.4	+1:16.3	10				
Cumulative Time		8:10.7	+46.1	16	15:43.7	+41.9	8				22:59.4	+1:16.3	10
Loop Time		8:10.7	+46.1	16	7:33.0	+11.1	3	7:15.7	+43.8	10			
Shooting	1	42.0	+14.0	29	31.0	+4.0	=6				1:13.0	+15.0	18
Range Time		1:07.2	+14.9	27	56.4	+5.5	8				2:03.6	+19.0	18
Course Time		6:32.8	+24.7	8	6:31.0	+16.8	=8	7:15.7	+43.8	10	20:19.5	+1:14.1	10
Penalty Time		30.7			5.6						36.3		
11	32	SMIRNOVA Inna	RUS			0	23:07.8	+1:24.7	11				
Cumulative Time		7:57.8	+33.2	13	15:38.4	+36.6	5				23:07.8	+1:24.7	11
Loop Time		7:57.8	+33.2	13	7:40.6	+18.7	4	7:29.4	+57.5	14			
Shooting	0	38.0	+10.0	=19	31.0	+4.0	=6				1:09.0	+11.0	=13
Range Time		1:03.6	+11.3	=22	55.9	+5.0	6				1:59.5	+14.9	14
Course Time		6:47.2	+39.1	19	6:39.0	+24.8	13	7:29.4	+57.5	14	20:55.6	+1:50.2	15
Penalty Time		7.0			5.7						12.7		
12	23	RAIKOVA Alina	KAZ			1	23:14.2	+1:31.1	12				
Cumulative Time		7:36.5	+11.9	3	15:55.0	+53.2	12				23:14.2	+1:31.1	12
Loop Time		7:36.5	+11.9	3	8:18.5	+56.6	14	7:19.2	+47.3	11			
Shooting	0	32.0	+4.0	=4	46.0	+19.0	=30				1:18.0	+20.0	=26
Range Time		59.6	+7.3	13	1:09.5	+18.6	30				2:09.1	+24.5	=26
Course Time		6:29.5	+21.4	7	6:38.3	+24.1	11	7:19.2	+47.3	11	20:27.0	+1:21.6	11
Penalty Time		7.4			30.7						38.1		
13	16	PAVLOVA Evgeniia	RUS			1	23:14.6	+1:31.5	13				
Cumulative Time		7:38.7	+14.1	6	15:44.0	+42.2	9				23:14.6	+1:31.5	13
Loop Time		7:38.7	+14.1	6	8:05.3	+43.4	11	7:30.6	+58.7	15			
Shooting	0	31.0	+3.0	3	27.0	0.0	1				58.0	0.0	1
Range Time		56.0	+3.7	3	55.5	+4.6	=4				1:51.5	+6.9	2
Course Time		6:35.7	+27.6	9	6:36.8	+22.6	10	7:30.6	+58.7	15	20:43.1	+1:37.7	12
Penalty Time		7.0			33.0						40.0		
14	35	CERNA Kristyna	CZE			0	23:48.9	+2:05.8	14				
Cumulative Time		7:57.5	+32.9	12	16:07.1	+1:05.3	15				23:48.9	+2:05.8	14
Loop Time		7:57.5	+32.9	12	8:09.6	+47.7	13	7:41.8	+1:09.9	19			
Shooting	0	40.0	+12.0	=26	38.0	+11.0	=23				1:18.0	+20.0	=26
Range Time		1:05.1	+12.8	25	1:03.3	+12.4	23				2:08.4	+23.8	25
Course Time		6:46.5	+38.4	18	7:01.1	+46.9	=19	7:41.8	+1:09.9	19	21:29.4	+2:24.0	19
Penalty Time		5.9			5.2						11.1		
15	12	MAJDISOVA Alzbeta	SVK			0	23:51.9	+2:08.8	15				
Cumulative Time		7:37.3	+12.7	4	15:57.4	+55.6	13				23:51.9	+2:08.8	15
Loop Time		7:37.3	+12.7	4	8:20.1	+58.2	15	7:54.5	+1:22.6	26			
Shooting	0	28.0	0.0	1	38.0	+11.0	=23				1:06.0	+8.0	=6
Range Time		52.3	0.0	1	1:00.5	+9.6	=15				1:52.8	+8.2	4
Course Time		6:37.5	+29.4	=11	7:13.2	+59.0	24	7:54.5	+1:22.6	26	21:45.2	+2:39.8	22
Penalty Time		7.5			6.4						13.9		
16	7	VORONINA Tamara	RUS			2	24:08.5	+2:25.4	16				
Cumulative Time		8:36.0	+1:11.4	25	16:34.4	+1:32.6	16				24:08.5	+2:25.4	16
Loop Time		8:36.0	+1:11.4	25	7:58.4	+36.5	8	7:34.1	+1:02.2	17			
Shooting	2	35.0	+7.0	=12	32.0	+5.0	10				1:07.0	+9.0	=8
Range Time		58.2	+5.9	8	56.2	+5.3	7				1:54.4	+9.8	6
Course Time		6:38.2	+30.1	13	6:56.1	+41.9	17	7:34.1	+1:02.2	17	21:08.4	+2:03.0	17
Penalty Time		59.6			6.1						1:05.7		



Competition Analysis

Rank	Bib	Name	Country						T						
			Loop 1			Loop 2			Loop 3			Result	Behind	Rank	
			Time	Behind	Rank	Time	Behind	Rank	Time	Behind	Rank				
17	30	KRUCHOVA Mariya	UKR						3	24:25.6	+2:42.5	17			
Cumulative Time			8:14.9	+50.3	17	16:58.4	+1:56.6	19				24:25.6	+2:42.5	17	
Loop Time			8:14.9	+50.3	17	8:43.5	+1:21.6	19	7:27.2	+55.3	13				
Shooting			1	34.0	+6.0 =9	2	36.0	+9.0 =20				3	1:10.0	+12.0	15
Range Time				59.8	+7.5	14	1:02.7	+11.8	22				2:02.5	+17.9	15
Course Time				6:41.5	+33.4	16	6:40.0	+25.8	14	7:27.2	+55.3	13	20:48.7	+1:43.3	14
Penalty Time				33.6			1:00.8						1:34.4		
18	10	BELCHENKO Yelizaveta	KAZ						4	24:28.4	+2:45.3	18			
Cumulative Time			8:35.2	+1:10.6	24	17:30.7	+2:28.9	23				24:28.4	+2:45.3	18	
Loop Time			8:35.2	+1:10.6	24	8:55.5	+1:33.6	21	6:57.7	+25.8	5				
Shooting			2	34.0	+6.0 =9	2	57.0	+30.0	33			4	1:31.0	+33.0	29
Range Time				59.5	+7.2	12	1:22.0	+31.1	33				2:21.5	+36.9	31
Course Time				6:37.4	+29.3	10	6:38.5	+24.3	12	6:57.7	+25.8	5	20:13.6	+1:08.2	9
Penalty Time				58.3			55.0						1:53.3		
19	18	PUSTOVALOVA Yana	UKR						2	24:35.0	+2:51.9	19			
Cumulative Time			8:29.5	+1:04.9	21	16:57.0	+1:55.2	18				24:35.0	+2:51.9	19	
Loop Time			8:29.5	+1:04.9	21	8:27.5	+1:05.6	17	7:38.0	+1:06.1	18				
Shooting			1	39.0	+11.0 =22	1	28.0	+1.0	2			2	1:07.0	+9.0	=8
Range Time				1:04.8	+12.5	24	50.9	0.0	1				1:55.7	+11.1	9
Course Time				6:51.3	+43.2	22	7:03.1	+48.9	22	7:38.0	+1:06.1	18	21:32.4	+2:27.0	20
Penalty Time				33.4			33.5						1:06.9		
20	24	BIELECKA Dominika	POL						3	24:35.3	+2:52.2	20			
Cumulative Time			7:45.6	+21.0	10	16:50.3	+1:48.5	17				24:35.3	+2:52.2	20	
Loop Time			7:45.6	+21.0	10	9:04.7	+1:42.8	24	7:45.0	+1:13.1	21				
Shooting			0	32.0	+4.0 =4	3	36.0	+9.0 =20				3	1:08.0	+10.0	=10
Range Time				56.8	+4.5	5	1:00.5	+9.6 =15					1:57.3	+12.7	12
Course Time				6:42.4	+34.3	17	6:40.4	+26.2	15	7:45.0	+1:13.1	21	21:07.8	+2:02.4	16
Penalty Time				6.4			1:23.8						1:30.2		
21	9	KONDRATYEVA Anastassiya	KAZ						3	24:48.9	+3:05.8	21			
Cumulative Time			8:20.8	+56.2	18	17:17.9	+2:16.1	21				24:48.9	+3:05.8	21	
Loop Time			8:20.8	+56.2	18	8:57.1	+1:35.2	22	7:31.0	+59.1	16				
Shooting			1	32.0	+4.0 =4	2	33.0	+6.0 =11				3	1:05.0	+7.0	5
Range Time				57.3	+5.0	6	58.6	+7.7	13				1:55.9	+11.3	10
Course Time				6:49.0	+40.9	21	6:56.5	+42.3	18	7:31.0	+59.1	16	21:16.5	+2:11.1	18
Penalty Time				34.5			1:02.0						1:36.5		
22	14	PATERSON Jessica	CAN						1	24:51.4	+3:08.3	22			
Cumulative Time			8:22.0	+57.4	19	17:02.0	+2:00.2	20				24:51.4	+3:08.3	22	
Loop Time			8:22.0	+57.4	19	8:40.0	+1:18.1	18	7:49.4	+1:17.5	24				
Shooting			0	39.0	+11.0 =22	1	33.0	+6.0 =11				1	1:12.0	+14.0	=16
Range Time				1:01.8	+9.5	18	56.7	+5.8	10				1:58.5	+13.9	13
Course Time				7:13.8	+1:05.7	25	7:09.9	+55.7	23	7:49.4	+1:17.5	24	22:13.1	+3:07.7	25
Penalty Time				6.4			33.4						39.8		
23	31	TRZASKA Karolina	POL						3	25:14.9	+3:31.8	23			
Cumulative Time			8:32.2	+1:07.6	23	17:25.6	+2:23.8	22				25:14.9	+3:31.8	23	
Loop Time			8:32.2	+1:07.6	23	8:53.4	+1:31.5	20	7:49.3	+1:17.4	23				
Shooting			1	34.0	+6.0 =9	2	30.0	+3.0 =4				3	1:04.0	+6.0	=3
Range Time				58.0	+5.7	7	54.0	+3.1	3				1:52.0	+7.4	3
Course Time				7:00.9	+52.8	24	7:01.1	+46.9 =19		7:49.3	+1:17.4	23	21:51.3	+2:45.9	24
Penalty Time				33.3			58.3						1:31.6		
24	21	HOLOPAINEN Mira	FIN						3	25:38.8	+3:55.7	24			
Cumulative Time			8:30.5	+1:05.9	22	17:51.4	+2:49.6	24				25:38.8	+3:55.7	24	
Loop Time			8:30.5	+1:05.9	22	9:20.9	+1:59.0	27	7:47.4	+1:15.5	22				
Shooting			1	1:03.0	+35.0	33	31.0	+4.0 =6				3	1:34.0	+36.0	31
Range Time				1:07.5	+15.2	28	1:05.7	+14.8	29				2:13.2	+28.6	29
Course Time				6:48.5	+40.4	20	7:13.3	+59.1	25	7:47.4	+1:15.5	22	21:49.2	+2:43.8	23
Penalty Time				34.5			1:01.9						1:36.4		



THU 2 FEB 2017

Start Time 10:30

End Time 11:27

Competition Analysis

Rank	Bib	Name	Country						T	Result	Behind	Rank		
			Loop 1			Loop 2			Loop 3					
			Time	Behind	Rank	Time	Behind	Rank	Time	Behind	Rank			
25	8	HAATAJA Riikka	FIN						1	25:46.3	+4:03.2	25		
Cumulative Time			8:53.5	+1:28.9	27	17:54.8	+2:53.0	25				25:46.3	+4:03.2	25
Loop Time			8:53.5	+1:28.9	27	9:01.3	+1:39.4	23	7:51.5	+1:19.6	25			
Shooting	0	50.0	+22.0	30	1	46.0	+19.0	=30			1	1:36.0	+38.0	32
Range Time		1:15.5	+23.2	32		1:12.6	+21.7	31				2:28.1	+43.5	32
Course Time		7:31.8	+1:23.7	30		7:16.3	+1:02.1	26	7:51.5	+1:19.6	25	22:39.6	+3:34.2	26
Penalty Time		6.2				32.4						38.6		
26	2	GUSTAFSSON Frida Maria	SWE						5	26:09.2	+4:26.1	26		
Cumulative Time			8:57.0	+1:32.4	28	18:26.7	+3:24.9	28				26:09.2	+4:26.1	26
Loop Time			8:57.0	+1:32.4	28	9:29.7	+2:07.8	29	7:42.5	+1:10.6	20			
Shooting	2	35.0	+7.0	=12	3	31.0	+4.0	=6			5	1:06.0	+8.0	=6
Range Time		59.1	+6.8	11		56.5	+5.6	9				1:55.6	+11.0	8
Course Time		6:56.2	+48.1	23		7:02.2	+48.0	21	7:42.5	+1:10.6	20	21:40.9	+2:35.5	21
Penalty Time		1:01.7				1:31.0						2:32.7		
27	1	CICHON Klaudia	POL						2	26:11.3	+4:28.2	27		
Cumulative Time			8:59.9	+1:35.3	29	18:04.8	+3:03.0	26				26:11.3	+4:28.2	27
Loop Time			8:59.9	+1:35.3	29	9:04.9	+1:43.0	25	8:06.5	+1:34.6	27			
Shooting	1	40.0	+12.0	=26	1	37.0	+10.0	22			2	1:17.0	+19.0	=23
Range Time		1:07.7	+15.4	29		1:01.4	+10.5	18				2:09.1	+24.5	=26
Course Time		7:19.1	+1:11.0	27		7:30.1	+1:15.9	29	8:06.5	+1:34.6	27	22:55.7	+3:50.3	28
Penalty Time		33.1				33.4						1:06.5		
28	25	DEI CAS Francesca	ITA						2	26:38.4	+4:55.3	28		
Cumulative Time			9:18.3	+1:53.7	31	18:26.3	+3:24.5	27				26:38.4	+4:55.3	28
Loop Time			9:18.3	+1:53.7	31	9:08.0	+1:46.1	26	8:12.1	+1:40.2	29			
Shooting	1	52.0	+24.0	32	1	40.0	+13.0	27			2	1:32.0	+34.0	30
Range Time		1:12.4	+20.1	31		1:04.9	+14.0	26				2:17.3	+32.7	30
Course Time		7:29.7	+1:21.6	29		7:27.3	+1:13.1	28	8:12.1	+1:40.2	29	23:09.1	+4:03.7	29
Penalty Time		36.2				35.8						1:12.0		
29	20	HORCIKOVA Andrea	SVK						4	27:07.2	+5:24.1	29		
Cumulative Time			8:28.6	+1:04.0	20	18:59.5	+3:57.7	29				27:07.2	+5:24.1	29
Loop Time			8:28.6	+1:04.0	20	10:30.9	+3:09.0	33	8:07.7	+1:35.8	28			
Shooting	0	35.0	+7.0	=12	4	39.0	+12.0	=25			4	1:14.0	+16.0	=19
Range Time		1:02.4	+10.1	=19		1:05.4	+14.5	=27				2:07.8	+23.2	23
Course Time		7:18.4	+1:10.3	26		7:24.5	+1:10.3	27	8:07.7	+1:35.8	28	22:50.6	+3:45.2	27
Penalty Time		7.8				2:01.0						2:08.8		
30	11	COLEBOURN Jillian Wei-Lin	AUS						2	27:32.1	+5:49.0	30		
Cumulative Time			8:49.4	+1:24.8	26	19:03.9	+4:02.1	30				27:32.1	+5:49.0	30
Loop Time			8:49.4	+1:24.8	26	10:14.5	+2:52.6	31	8:28.2	+1:56.3	30			
Shooting	0	51.0	+23.0	31	2	50.0	+23.0	32			2	1:41.0	+43.0	33
Range Time		1:16.9	+24.6	33		1:18.3	+27.4	32				2:35.2	+50.6	33
Course Time		7:25.3	+1:17.2	28		7:45.8	+1:31.6	31	8:28.2	+1:56.3	30	23:39.3	+4:33.9	30
Penalty Time		7.2				1:10.4						1:17.6		
31	15	NETIKOVA Anna	SVK						3	27:41.5	+5:58.4	31		
Cumulative Time			9:51.8	+2:27.2	33	19:13.0	+4:11.2	31				27:41.5	+5:58.4	31
Loop Time			9:51.8	+2:27.2	33	9:21.2	+1:59.3	28	8:28.5	+1:56.6	31			
Shooting	2	41.0	+13.0	28	1	34.0	+7.0	=13			3	1:15.0	+17.0	22
Range Time		1:09.0	+16.7	30		1:01.7	+10.8	20				2:10.7	+26.1	28
Course Time		7:32.2	+1:24.1	31		7:41.3	+1:27.1	30	8:28.5	+1:56.6	31	23:42.0	+4:36.6	31
Penalty Time		1:10.6				38.2						1:48.8		
32	22	HOWELL Sabrina	AUS						2	28:12.9	+6:29.8	32		
Cumulative Time			9:10.7	+1:46.1	30	19:26.9	+4:25.1	33				28:12.9	+6:29.8	32
Loop Time			9:10.7	+1:46.1	30	10:16.2	+2:54.3	32	8:46.0	+2:14.1	32			
Shooting	0	38.0	+10.0	=19	2	34.0	+7.0	=13			2	1:12.0	+14.0	=16
Range Time		1:05.5	+13.2	26		1:02.4	+11.5	21				2:07.9	+23.3	24
Course Time		7:57.9	+1:49.8	32		8:00.8	+1:46.6	32	8:46.0	+2:14.1	32	24:44.7	+5:39.3	32
Penalty Time		7.3				1:13.0						1:20.3		



Competition Analysis

Rank	Bib	Name	Country						T	Result	Behind	Rank			
			Loop 1		Loop 2		Loop 3								
			Time	Behind	Rank	Time	Behind	Rank	Time	Behind	Rank				
33	6	RATSCHILLER Lisa										0	28:48.6	+7:05.5	33
Cumulative Time			9:28.0	+2:03.4	32	19:19.3	+4:17.5	32					28:48.6	+7:05.5	33
Loop Time			9:28.0	+2:03.4	32	9:51.3	+2:29.4	30	9:29.3	+2:57.4	33				
Shooting	0		33.0	+5.0	=7	35.0	+8.0	=16				0	1:08.0	+10.0	=10
Range Time			1:00.3	+8.0	16	1:04.2	+13.3	24					2:04.5	+19.9	21
Course Time			8:20.3	+2:12.2	33	8:39.6	+2:25.4	33	9:29.3	+2:57.4	33		26:29.2	+7:23.8	33
Penalty Time			7.4			7.5							14.9		

Did Not Start												
	28	LINDQVIST Felicia										SWE
	33	JUCE Eveline										CAN

Legend:
= Equal sign indicates that two or more competitors share the same rank T Total penalties



Final Results - Competition Data Summary

Participation

Number of Entries	35
Did Not Start	2
Did Not Finish	0
Disqualified	0
Disqualified for unsportsmanlike behaviour	0
Ranked Competitors	33

Weather Conditions

	30 min. before Start	At Start Time	30 min. after Start	At End Time
Weather	Mostly Cloudy	Sunny	Sunny	Sunny
Snow Condition	Packed	Packed	Packed	Packed
Snow Temperature	-3.0 °C / 26.6 °F	-3.0 °C / 26.6 °F	-3.0 °C / 26.6 °F	-2.0 °C / 28.4 °F
Air Temperature	-3.0 °C / 26.6 °F	-3.0 °C / 26.6 °F	-2.0 °C / 28.4 °F	-2.0 °C / 28.4 °F
Humidity	87 %	89 %	90 %	91 %
Wind Direction/Speed	NW / 0.0 m/s	NW / 0.0 m/s	NW / 0.0 m/s	NW / 0.0 m/s

Jury Information

IBU Technical Delegate	WOLF Karl-Heinz (GER)
FISU Technical Delegate	RYBAR Ondrej (CZE)
Competition Chief	RAIS Khairutdinov (KAZ)
Member	BURYK Nazarii (UKR)
Member	SZYDA Jerzy (POL)

Course Information

2.5km green	
Total Course Length	7338m
Height Difference (HD)	52m
Max. Climb (MM)	18m
Total Climb (MT)	237m

Jury decisions

none

IBU Technical Delegate	FISU Technical Delegate
WOLF Karl-Heinz (GER)	RYBAR Ondrej (CZE)

Legend:
NW Northwest



Almaty 2017

28TH WINTER UNIVERSIADE



BIATHLON

Women's 10km Pursuit



Final Results

Rank	Bib	Name	Country	Start Behind	P	P	S	S	T	Result / Behind
1	6	BIELKINA Nadiia	UKR	1:04	0	0	2	1	3	32:39.6
2	10	SHESTERIKOVA Olga	RUS	1:16	1	0	1	0	2	+21.1
3	5	KUKLINA Larisa	RUS	0:57	0	1	1	2	4	+28.7
4	2	BONDAR Yana	UKR	0:23	2	0	1	4	7	+48.2
5	13	PAVLOVA Evgeniia	RUS	1:32	1	0	0	2	3	+1:06.9
6	7	USSANOVA Darya	KAZ	1:06	2	2	3	1	8	+1:15.4
7	12	RAIKOVA Alina	KAZ	1:31	0	0	1	2	3	+1:26.2
8	3	EGOROVA Anastasiia	RUS	0:37	2	0	3	2	7	+1:26.2
9	11	SMIRNOVA Inna	RUS	1:25	0	1	1	1	3	+1:34.9
10	8	KISTANOVA Anna	KAZ	1:11	1	2	2	2	7	+2:26.7
11	9	BRYGNETS Yuliya	UKR	1:16	2	1	0	0	3	+2:31.4
12	14	CERNA Kristyna	CZE	2:06	0	0	1	0	1	+3:07.4
13	18	BELCHENKO Yelizaveta	KAZ	2:45	1	2	1	1	5	+3:11.9
14	17	KRUCHOVA Mariya	UKR	2:43	2	0	1	1	4	+3:21.5
15	16	VORONINA Tamara	RUS	2:25	1	2	2	0	5	+3:32.1
16	19	PUSTOVALOVA Yana	UKR	2:52	0	1	2	1	4	+4:59.5
17	15	MAJDISOVA Alzbeta	SVK	2:09	1	0	1	1	3	+5:02.9
18	21	KONDRATYEVA Anastasiya	KAZ	3:06	0	0	2	3	5	+5:12.5
19	23	TRZASKA Karolina	POL	3:32	2	1	1	1	5	+5:38.2
20	20	BIELECKA Dominika	POL	2:52	3	2	0	2	7	+5:38.2
21	25	HAATAJA Riikka	FIN	4:03	1	0	1	1	3	+7:02.3
22	24	HOLOPAINEN Mira	FIN	3:56	0	1	2	2	5	+7:11.8

Lapped

22	PATERSON Jessica	CAN	3:08	2	2	4			
26	GUSTAFSSON Frida Maria	SWE	4:26	2	1	1			
27	CICHON Klaudia	POL	4:28	1	3				
28	DEI CAS Francesca	ITA	4:55	2	1				
29	HORCIKOVA Andrea	SVK	5:24	2	1				
30	COLEBOURN Jillian Wei-Lin	AUS	5:49	2	3				
31	NETIKOVA Anna	SVK	5:58	0	0				
32	HOWELL Sabrina	AUS	6:30	0	0				
33	RATSCHILLER Lisa	ITA	7:06	0	0				

Did Not Finish

1	VISHNEVSKAYA Galina	KAZ	0:00	0	5				
---	---------------------	-----	------	---	---	--	--	--	--

Did Not Start

4	ZHURAVOK Yuliya	UKR	0:50						
---	-----------------	-----	------	--	--	--	--	--	--

Legend:

P Prone **S** Standing **T** Total penalties



Competition Analysis

Rank	Bib	Name		Country		T									
		Loop 1		Loop 2		Loop 3		Loop 4		Loop 5		Result	Behind	Rank	
		Time	Rank	Time	Rank	Time	Rank	Time	Rank	Time	Rank				
1	6	BIELKINA Nadiia		UKR		3 32:39.6 0.0 1									
Cumulative Time		7:12.8	+1:10.2 3	13:27.6	0.0 1	20:25.5	+20.3 2	27:04.9	0.0 1			32:39.6	0.0	1	
Loop Time		6:08.8	+6.2 3	6:14.8	+4.3 2	6:57.9	+44.7 11	6:39.4	+19.2 4	5:34.7	+13.8 4				
Shooting		0	36.0 +11.0 =12 0	38.0	+7.0 =13 2	32.0	+7.0 =10 1	31.0	+5.0 =6			2:17.0	+18.0	10	
Range Time			1:01.2 +7.8 20	1:04.2	+9.5 =16	55.3	+5.6 8	54.7	+5.5 8			3:55.4	+20.3	10	
Course Time			5:01.6 +9.8 4	5:04.3	+9.5 4	5:05.1	+8.0 3	5:14.5	+11.0 5	5:34.7	+13.8 4	26:00.2	+45.6	3	
Penalty Time			6.0	6.3		57.5		30.2				1:40.0			
2	10	SHESTERIKOVA Olga		RUS		2 33:00.7 +21.1 2									
Cumulative Time		8:01.1	+1:58.5 10	14:16.1	+48.5 7	20:49.4	+44.2 6	27:09.6	+4.7 2			33:00.7	+21.1	2	
Loop Time		6:45.1	+42.5 14	6:15.0	+4.5 3	6:33.3	+20.1 3	6:20.2	0.0 1	5:51.1	+30.2 10				
Shooting		1	44.0 +19.0 =27 0	39.0	+8.0 =15 1	28.0	+3.0 =2 0	35.0	+9.0 =14			2:26.0	+27.0	13	
Range Time			1:05.7 +12.3 27	1:03.6	+8.9 14	53.5	+3.8 5	1:01.0	+11.8 17			4:03.8	+28.7	15	
Course Time			5:09.1 +17.3 8	5:05.4	+10.6 6	5:08.9	+11.8 4	5:12.9	+9.4 3	5:51.1	+30.2 10	26:27.4	+1:12.8	7	
Penalty Time			30.3	6.0		30.9		6.3				1:13.5			
3	5	KUKLINA Larisa		RUS		4 33:08.3 +28.7 3									
Cumulative Time		7:07.4	+1:04.8 2	13:43.3	+15.7 3	20:27.7	+22.5 3	27:30.6	+25.7 3			33:08.3	+28.7	3	
Loop Time		6:10.4	+7.8 4	6:35.9	+25.4 9	6:44.4	+31.2 5	7:02.9	+42.7 10	5:37.7	+16.8 6				
Shooting		0	30.0 +5.0 =4 1	34.0	+3.0 =7 1	37.0	+12.0 =16 2	29.0	+3.0 =4			2:10.0	+11.0	5	
Range Time			53.4 0.0 1	57.9	+3.2 =5	1:00.4	+10.7 19	51.9	+2.7 3			3:43.6	+8.5	5	
Course Time			5:10.4 +18.6 9	5:04.6	+9.8 5	5:10.7	+13.6 6	5:14.1	+10.6 4	5:37.7	+16.8 6	26:17.5	+1:02.9	5	
Penalty Time			6.6	33.4		33.3		56.9				2:10.2			
4	2	BONDAR Yana		UKR		7 33:27.8 +48.2 4									
Cumulative Time		7:19.6	+1:17.0 4	13:34.8	+7.2 2	20:05.2	0.0 1	27:52.8	+47.9 5			33:27.8	+48.2	4	
Loop Time		6:56.6	+54.0 17	6:15.2	+4.7 4	6:30.4	+17.2 2	7:47.6	+1:27.4 20	5:35.0	+14.1 5				
Shooting		2	34.0 +9.0 =8 0	33.0	+2.0 =5 1	30.0	+5.0 =6 4	37.0	+11.0 18			2:14.0	+15.0	7	
Range Time			58.1 +4.7 10	58.2	+3.5 =7	55.7	+6.0 10	1:01.1	+11.9 18			3:53.1	+18.0	9	
Course Time			5:02.5 +10.7 5	5:10.0	+15.2 8	5:03.8	+6.7 2	5:03.5	0.0 1	5:35.0	+14.1 5	25:54.8	+40.2	2	
Penalty Time			56.0	7.0		30.9		1:43.0				3:16.9			
5	13	PAVLOVA Evgeniia		RUS		3 33:46.5 +1:06.9 5									
Cumulative Time		8:10.6	+2:08.0 11	14:26.8	+59.2 8	20:40.0	+34.8 4	27:50.4	+45.5 4			33:46.5	+1:06.9	5	
Loop Time		6:38.6	+36.0 12	6:16.2	+5.7 5	6:13.2	0.0 1	7:10.4	+50.2 =12	5:56.1	+35.2 =12				
Shooting		1	29.0 +4.0 =2 0	33.0	+2.0 =5 0	28.0	+3.0 =2 2	33.0	+7.0 =9			2:03.0	+4.0	=2	
Range Time			53.7 +0.3 2	58.2	+3.5 =7	52.0	+2.3 3	52.0	+2.8 4			3:35.9	+0.8	2	
Course Time			5:12.7 +20.9 10	5:11.6	+16.8 11	5:14.6	+17.5 8	5:16.7	+13.2 7	5:56.1	+35.2 =12	26:51.7	+1:37.1	9	
Penalty Time			32.2	6.4		6.6		1:01.7				1:46.9			
6	7	USSANOVA Darya		KAZ		8 33:55.0 +1:15.4 6									
Cumulative Time		7:47.9	+1:45.3 7	14:40.9	+1:13.3 10	21:56.3	+1:51.1 9	28:33.4	+1:28.5 8			33:55.0	+1:15.4	6	
Loop Time		6:41.9	+39.3 13	6:53.0	+42.5 13	7:15.4	+1:02.2 =13	6:37.1	+16.9 3	5:21.6	+0.7 2				
Shooting		2	34.0 +9.0 =8 2	40.0	+9.0 =18 3	35.0	+10.0 14 1	35.0	+9.0 =14			2:24.0	+25.0	11	
Range Time			58.2 +4.8 11	1:04.7	+10.0 20	57.7	+8.0 =13	58.2	+9.0 12			3:58.8	+23.7	11	
Course Time			4:51.8 0.0 1	4:54.8	0.0 1	4:57.1	0.0 1	5:09.3	+5.8 2	5:21.6	+0.7 2	25:14.6	0.0	1	
Penalty Time			51.9	53.5		1:20.6		29.6				3:35.6			
7	12	RAIKOVA Alina		KAZ		3 34:05.8 +1:26.2 7									
Cumulative Time		7:36.7	+1:34.1 5	13:58.0	+30.4 4	20:47.9	+42.7 5	28:09.7	+1:04.8 6			34:05.8	+1:26.2	7	
Loop Time		6:05.7	+3.1 2	6:21.3	+10.8 7	6:49.9	+36.7 9	7:21.8	+1:01.6 16	5:56.1	+35.2 =12				
Shooting		0	29.0 +4.0 =2 0	34.0	+3.0 =7 1	29.0	+4.0 =4 2	31.0	+5.0 =6			2:03.0	+4.0	=2	
Range Time			54.8 +1.4 4	57.9	+3.2 =5	56.0	+6.3 11	58.6	+9.4 =13			3:47.3	+12.2	7	
Course Time			5:04.3 +12.5 7	5:16.9	+22.1 14	5:21.2	+24.1 12	5:24.5	+21.0 10	5:56.1	+35.2 =12	27:03.0	+1:48.4	12	
Penalty Time			6.6	6.5		32.7		58.7				1:44.5			
8	3	EGOROVA Anastasiia		RUS		7 34:05.8 +1:26.2 8									
Cumulative Time		7:52.9	+1:50.3 9	14:03.4	+35.8 5	21:36.8	+1:31.6 8	28:44.9	+1:40.0 9			34:05.8	+1:26.2	8	
Loop Time		7:15.9	+1:13.3 20	6:10.5	0.0 1	7:33.4	+1:20.2 21	7:08.1	+47.9 11	5:20.9	0.0 1				
Shooting		2	32.0 +7.0 7 0	32.0	+1.0 =3 3	31.0	+6.0 9 2	34.0	+8.0 =11			2:09.0	+10.0	4	
Range Time			55.3 +1.9 5	54.7	0.0 1	55.2	+5.5 =6	55.7	+6.5 9			3:40.9	+5.8	4	
Course Time			5:22.2 +30.4 =18	5:09.9	+15.1 7	5:15.7	+18.6 9	5:16.6	+13.1 6	5:20.9	0.0 1	26:25.3	+1:10.7	6	
Penalty Time			58.4	5.9		1:22.5		55.8				3:22.6			



Almaty 2017
28th WINTER UNIVERSIADE

Alatau Cross-Country Skiing & Biathlon Complex

FRI 3 FEB 2017
Start Time 12:00
End Time 13:01

Biathlon

Women's 10km Pursuit



Competition Analysis

Rank	Bib	Name	Country		T												
Loop 1		Loop 2		Loop 3		Loop 4		Loop 5		Result	Behind	Rank					
Time	Rank	Time	Rank	Time	Rank	Time	Rank	Time	Rank								
9	11	SMIRNOVA Inna	RUS		3	34:14.5	+1:34.9	9									
Cumulative Time	7:51.0	+1:48.4	8	14:38.1	+1:10.5	9	21:25.7	+1:20.5	7	28:22.7	+1:17.8	7	34:14.5	+1:34.9	9		
Loop Time	6:26.0	+23.4	6	6:47.1	+36.6	11	6:47.6	+34.4	7	6:57.0	+36.8	7	5:51.8	+30.9	11		
Shooting	0	34.0	+9.0	=8	1	41.0	+10.0	20	1	36.0	+11.0	15	1	38.0	+12.0	=19	
Range Time		59.6	+6.2	12	1:04.4	+9.7	=18			57.7	+8.0	=13		59.0	+9.8	16	
Course Time		5:20.3	+28.5	16	5:11.2	+16.4	10			5:18.0	+20.9	11		5:27.0	+23.5	11	
Penalty Time		6.1			31.5					31.9				31.0			1:40.5
10	8	KISTANOVA Anna	KAZ		7	35:06.3	+2:26.7	10									
Cumulative Time	7:40.5	+1:37.9	6	14:47.9	+1:20.3	11	22:03.3	+1:58.1	10	29:22.4	+2:17.5	11		35:06.3	+2:26.7	10	
Loop Time	6:29.5	+26.9	8	7:07.4	+56.9	17	7:15.4	+1:02.2	=13	7:19.1	+58.9	15	5:43.9	+23.0	7		
Shooting	1	39.0	+14.0	18	2	42.0	+11.0	=21	2	44.0	+19.0	23	2	38.0	+12.0	=19	
Range Time		1:00.7	+7.3	18	1:06.5	+11.8	24			1:07.7	+18.0	23		1:02.1	+12.9	20	
Course Time		4:57.1	+5.3	2	5:03.0	+8.2	3			5:09.6	+12.5	5		5:16.9	+13.4	8	
Penalty Time		31.7			57.9					58.1				1:00.1			3:27.8
11	9	BRYGNETS Yuliya	UKR		3	35:11.0	+2:31.4	11									
Cumulative Time	8:39.2	+2:36.6	12	15:45.9	+2:18.3	13	22:23.0	+2:17.8	11	29:06.2	+2:01.3	10		35:11.0	+2:31.4	11	
Loop Time	7:23.2	+1:20.6	25	7:06.7	+56.2	16	6:37.1	+23.9	4	6:43.2	+23.0	5	6:04.8	+43.9	17		
Shooting	2	43.0	+18.0	26	1	46.0	+15.0	=28	0	33.0	+8.0	12	0	36.0	+10.0	=16	
Range Time		1:04.4	+11.0	24	1:09.1	+14.4	=28			58.0	+8.3	16		1:01.2	+12.0	19	
Course Time		5:19.8	+28.0	15	5:24.2	+29.4	15			5:33.0	+35.9	14		5:35.9	+32.4	15	
Penalty Time		59.0			33.4					6.1				6.1			1:44.6
12	14	CERNA Kristyna	CZE		1	35:47.0	+3:07.4	12									
Cumulative Time	8:42.5	+2:39.9	13	15:25.4	+1:57.8	12	22:41.2	+2:36.0	12	29:40.1	+2:35.2	12		35:47.0	+3:07.4	12	
Loop Time	6:36.5	+33.9	10	6:42.9	+32.4	10	7:15.8	+1:02.6	15	6:58.9	+38.7	8	6:06.9	+46.0	18		
Shooting	0	42.0	+17.0	=24	0	43.0	+12.0	=23	1	40.0	+15.0	=21	0	39.0	+13.0	21	
Range Time		1:04.5	+11.1	25	1:07.2	+12.5	25			1:06.7	+17.0	22		1:06.2	+17.0	22	
Course Time		5:26.2	+34.4	22	5:29.6	+34.8	18			5:35.9	+38.8	16		5:46.9	+43.4	18	
Penalty Time		5.8			6.1					33.2				5.8			50.9
13	18	BELCHENKO Yelizaveta	KAZ		5	35:51.5	+3:11.9	13									
Cumulative Time	9:35.4	+3:32.8	18	16:54.2	+3:26.6	19	23:39.6	+3:34.4	16	30:22.9	+3:18.0	15		35:51.5	+3:11.9	13	
Loop Time	6:50.4	+47.8	15	7:18.8	+1:08.3	19	6:45.4	+32.2	6	6:43.3	+23.1	6	5:28.6	+7.7	3		
Shooting	1	40.0	+15.0	=19	2	39.0	+8.0	=15	1	34.0	+9.0	13	1	32.0	+6.0	8	
Range Time		1:03.2	+9.8	22	1:05.0	+10.3	21			57.9	+8.2	15		55.8	+6.6	10	
Course Time		5:15.1	+23.3	13	5:16.7	+21.9	13			5:16.7	+19.6	10		5:17.0	+13.5	9	
Penalty Time		32.1			57.1					30.8				30.5			2:30.5
14	17	KRUCHOVA Mariya	UKR		4	36:01.1	+3:21.5	14									
Cumulative Time	10:01.9	+3:59.3	19	16:20.0	+2:52.4	16	23:10.4	+3:05.2	13	30:10.6	+3:05.7	13		36:01.1	+3:21.5	14	
Loop Time	7:18.9	+1:16.3	22	6:18.1	+7.6	6	6:50.4	+37.2	10	7:00.2	+40.0	9	5:50.5	+29.6	8		
Shooting	2	44.0	+19.0	=27	0	44.0	+13.0	26	1	40.0	+15.0	=21	1	33.0	+7.0	=9	
Range Time		1:06.7	+13.3	=28		59.4	+4.7	=9		1:04.5	+14.8	21		58.0	+8.8	11	
Course Time		5:12.9	+21.1	11	5:12.8	+18.0	12			5:13.4	+16.3	7		5:28.4	+24.9	12	
Penalty Time		59.3			5.9					32.5				33.8			2:11.5
15	16	VORONINA Tamara	RUS		5	36:11.7	+3:32.1	15									
Cumulative Time	9:03.1	+3:00.5	14	16:27.6	+3:00.0	17	23:50.6	+3:45.4	17	30:20.8	+3:15.9	14		36:11.7	+3:32.1	15	
Loop Time	6:38.1	+35.5	11	7:24.5	+1:14.0	22	7:23.0	+1:09.8	16	6:30.2	+10.0	2	5:50.9	+30.0	9		
Shooting	1	41.0	+16.0	=22	2	55.0	+24.0	32	2	37.0	+12.0	=16	0	34.0	+8.0	=11	
Range Time		1:02.7	+9.3	21	1:16.9	+22.2	32			59.9	+10.2	18		54.6	+5.4	7	
Course Time		5:03.8	+12.0	6	5:10.5	+15.7	9			5:23.9	+26.8	13		5:29.7	+26.2	13	
Penalty Time		31.6			57.1					59.2				5.9			2:33.8
16	19	PUSTOVALOVA Yana	UKR		4	37:39.1	+4:59.5	16									
Cumulative Time	9:18.5	+3:15.9	16	16:41.3	+3:13.7	18	24:28.9	+4:23.7	18	31:39.4	+4:34.5	17		37:39.1	+4:59.5	16	
Loop Time	6:26.5	+23.9	7	7:22.8	+1:12.3	21	7:47.6	+1:34.4	22	7:10.5	+50.3	14	5:59.7	+38.8	15		
Shooting	0	40.0	+15.0	=19	1	45.0	+14.0	27	2	25.0	0.0	1	1	26.0	0.0	1	
Range Time		1:00.3	+6.9	=15	1:08.6	+13.9	27			49.7	0.0	1		50.1	+0.9	2	
Course Time		5:20.5	+28.7	17	5:38.7	+43.9	21			5:54.9	+57.8	22		5:46.3	+42.8	16	
Penalty Time		5.7			35.5					1:03.0				34.1			2:18.3





Almaty 2017
28TH WINTER UNIVERSIADE

Alatau Cross-Country Skiing & Biathlon Complex

FRI 3 FEB 2017
Start Time 12:00
End Time 13:01

Biathlon

Women's 10km Pursuit



Competition Analysis

Rank	Bib	Name	Country										T				
Loop 1		Loop 2			Loop 3		Loop 4		Loop 5		Result	Behind	Rank				
Time	Rank	Time	Rank	Time	Rank	Time	Rank	Time	Rank	Time	Rank	Result	Behind	Rank			
17	15	MAJDISOVA Alzbeta	SVK										3	37:42.5	+5:02.9	17	
Cumulative Time	9:04.0	+3:01.4	15	15:55.9	+2:28.3	14	23:26.1	+3:20.9	14	31:04.8	+3:59.9	16	37:42.5	+5:02.9	17		
Loop Time	6:55.0	+52.4	16	6:51.9	+41.4	12	7:30.2	+1:17.0	19	7:38.7	+1:18.5	19	6:37.7	+1:16.8	22		
Shooting	1	30.0	+5.0 =4	0	31.0	0.0 =1	1	30.0	+5.0 =6	1	28.0	+2.0	3	1:59.0	0.0	1	
Range Time	55.5	+2.1 =6	56.2	+1.5	2	55.5	+5.8	9	52.8	+3.6	5	3:40.0	+4.9	3			
Course Time	5:24.8	+33.0	21	5:49.0	+54.2	25	5:57.4	+1:00.3	24	6:09.1	+1:05.6	22	6:37.7	+1:16.8	22		
Penalty Time	34.7		6.7		37.3		36.8		1:55.5								
18	21	KONDRATYEVA Anastassiya	KAZ										5	37:52.1	+5:12.5	18	
Cumulative Time	9:24.8	+3:22.2	17	15:57.9	+2:30.3	15	23:30.8	+3:25.6	15	31:44.5	+4:39.6	18	37:52.1	+5:12.5	18		
Loop Time	6:18.8	+16.2	5	6:33.1	+22.6	8	7:32.9	+1:19.7	20	8:13.7	+1:53.5	22	6:07.6	+46.7	19		
Shooting	0	38.0	+13.0 =16	0	35.0	+4.0 =9	2	30.0	+5.0 =6	3	29.0	+3.0 =4	5	2:12.0	+13.0	6	
Range Time	54.7	+1.3	3	59.8	+5.1	11	55.2	+5.5 =6	54.5	+5.3	6	3:44.2	+9.1	6			
Course Time	5:18.4	+26.6	14	5:26.8	+32.0	17	5:34.1	+37.0	15	5:46.5	+43.0	17	6:07.6	+46.7	19		
Penalty Time	5.7		6.5		1:03.6		1:32.7		2:48.5								
19	23	TRZASKA Karolina	POL										5	38:17.8	+5:38.2	19	
Cumulative Time	10:54.9	+4:52.3	23	18:00.1	+4:32.5	22	25:04.6	+4:59.4	20	32:15.0	+5:10.1	19	38:17.8	+5:38.2	19		
Loop Time	7:22.9	+1:20.3	24	7:05.2	+54.7	15	7:04.5	+51.3	12	7:10.4	+50.2	=12	6:02.8	+41.9	16		
Shooting	2	44.0	+19.0 =27	1	32.0	+1.0 =3	1	32.0	+7.0 =10	1	27.0	+1.0	2	5	2:15.0	+16.0	8
Range Time	57.6	+4.2	9	57.8	+3.1	4	50.5	+0.8	2	49.2	0.0	1	3:35.1	0.0	1		
Course Time	5:27.6	+35.8	23	5:34.8	+40.0	20	5:40.9	+43.8	17	5:48.1	+44.6	21	6:02.8	+41.9	16		
Penalty Time	57.7		32.6		33.1		33.1		2:36.5								
20	20	BIELECKA Dominika	POL										7	38:17.8	+5:38.2	20	
Cumulative Time	10:28.0	+4:25.4	20	17:57.6	+4:30.0	21	24:47.2	+4:42.0	19	32:20.1	+5:15.2	20	38:17.8	+5:38.2	20		
Loop Time	7:36.0	+1:33.4	28	7:29.6	+1:19.1	23	6:49.6	+36.4	8	7:32.9	+1:12.7	18	5:57.7	+36.8	14		
Shooting	3	37.0	+12.0 =15	2	43.0	+12.0 =23	0	38.0	+13.0 =19	2	36.0	+10.0 =16	7	2:34.0	+35.0 =15		
Range Time	1:00.0	+6.6 =13	1:06.1	+11.4	22	57.2	+7.5	12	58.6	+9.4 =13	3:35.1	+0.0	1				
Course Time	5:14.8	+23.0	12	5:25.3	+30.5	16	5:46.5	+49.4	20	5:35.8	+32.3	14	5:57.7	+36.8	14		
Penalty Time	1:21.2		58.2		5.9		58.5		3:23.8								
21	25	HAATAJA Riikka	FIN										3	39:41.9	+7:02.3	21	
Cumulative Time	11:38.2	+5:35.6	24	18:35.3	+5:07.7	24	26:00.8	+5:55.6	22	33:24.5	+6:19.6	21	39:41.9	+7:02.3	21		
Loop Time	7:35.2	+1:32.6	27	6:57.1	+46.6	14	7:25.5	+1:12.3	=17	7:23.7	+1:03.5	17	6:17.4	+56.5	20		
Shooting	1	47.0	+22.0	31	0	46.0	+15.0 =28	1	47.0	+22.0	24	1	42.0	+16.0	22		
Range Time	1:10.9	+17.5	31	1:09.1	+14.4 =28	1:08.6	+18.9	24	1:04.5	+15.3	21	4:33.1	+58.0	22			
Course Time	5:50.9	+59.1	27	5:42.2	+47.4	24	5:43.2	+46.1	18	5:47.3	+43.8	19	6:17.4	+56.5	20		
Penalty Time	33.4		5.8		33.7		31.9		1:44.8								
22	24	HOLOPAINEN Mira	FIN										5	39:51.4	+7:11.8	22	
Cumulative Time	10:29.2	+4:26.6	21	17:42.4	+4:14.8	20	25:38.8	+5:33.6	21	33:29.1	+6:24.2	22	39:51.4	+7:11.8	22		
Loop Time	6:33.2	+30.6	9	7:13.2	+1:02.7	18	7:56.4	+1:43.2	23	7:50.3	+1:30.1	21	6:22.3	+1:01.4	21		
Shooting	0	40.0	+15.0 =19	1	43.0	+12.0 =23	2	37.0	+12.0 =16	2	34.0	+8.0 =11	5	2:34.0	+35.0 =15		
Range Time	1:03.9	+10.5	23	1:06.2	+11.5	23	59.1	+9.4	17	58.8	+9.6	15	4:08.0	+32.9	16		
Course Time	5:23.3	+31.5	20	5:32.8	+38.0	19	5:52.5	+55.4	21	5:47.4	+43.9	20	6:22.3	+1:01.4	21		
Penalty Time	6.0		34.2		1:04.8		1:04.1		2:49.1								
Lapped																	
22	PATERSON Jessica										CAN						
Cumulative Time	10:49.0	+4:46.4	22	18:33.9	+5:06.3	23	27:22.8	+7:17.6	24								
Loop Time	7:41.0	+1:38.4	29	7:44.9	+1:34.4	26	8:48.9	+2:35.7	24								
Shooting	2	38.0	+13.0 =16	2	47.0	+16.0	30	4	38.0	+13.0 =19							
Range Time	1:00.0	+6.6 =13	1:03.8	+9.1	15	1:01.4	+11.7	20									
Course Time	5:41.2	+49.4	26	5:39.7	+44.9	22	5:46.2	+49.1	19								
Penalty Time	59.8		1:01.4		2:01.3												
26	GUSTAFSSON Frida Maria										SWE						
Cumulative Time	11:50.5	+5:47.9	26	19:12.0	+5:44.4	25	26:37.5	+6:32.3	23								
Loop Time	7:24.5	+1:21.9	26	7:21.5	+1:11.0	20	7:25.5	+1:12.3	=17								
Shooting	2	36.0	+11.0 =12	1	40.0	+9.0 =18	1	29.0	+4.0 =4								
Range Time	1:00.5	+7.1	17	1:04.4	+9.7 =18	53.0	+3.3	4									
Course Time	5:22.2	+30.4 =18	5:41.7	+46.9	23	5:55.5	+58.4	23									
Penalty Time	1:01.8		35.4		37.0												





Competition Analysis

Rank	Bib	Name	Country		T									
		Loop 1		Loop 2		Loop 3		Loop 4		Loop 5		Result	Behind	Rank
		Time	Rank	Time	Rank	Time	Rank	Time	Rank	Time	Rank			
27		CICHON Klaudia	POL											
Cumulative Time		11:47.1	+5:44.5	25	20:20.5	+6:52.9	26							
Loop Time		7:19.1	+1:16.5	23	8:33.4	+2:22.9	31							
Shooting	1	42.0	+17.0	=24	3	38.0	+7.0	=13						
Range Time		1:05.5	+12.1	26	1:04.2	+9.5	=16							
Course Time		5:40.6	+48.8	25	5:55.7	+1:00.9	26							
Penalty Time		33.0			1:33.5									
28		DEI CAS Francesca	ITA											
Cumulative Time		13:01.8	+6:59.2	27	20:53.8	+7:26.2	28							
Loop Time		8:06.8	+2:04.2	32	7:52.0	+1:41.5	28							
Shooting	2	44.0	+19.0	=27	1	39.0	+8.0	=15						
Range Time		1:08.2	+14.8	30	1:09.2	+14.5	30							
Course Time		5:54.5	+1:02.7	29	6:05.4	+1:10.6	=27							
Penalty Time		1:04.1			37.4									
29		HORCIKOVA Andrea	SVK											
Cumulative Time		13:25.0	+7:22.4	29	21:13.7	+7:46.1	29							
Loop Time		8:01.0	+1:58.4	30	7:48.7	+1:38.2	27							
Shooting	2	36.0	+11.0	=12	1	37.0	+6.0	12						
Range Time		1:01.1	+7.7	19	1:02.3	+7.6	12							
Course Time		5:53.1	+1:01.3	28	6:08.6	+1:13.8	29							
Penalty Time		1:06.8			37.8									
30		COLEBOURN Jillian Wei-Lin	AUS											
Cumulative Time		13:55.1	+7:52.5	31	23:04.8	+9:37.2	32							
Loop Time		8:06.1	+2:03.5	31	9:09.7	+2:59.2	32							
Shooting	2	55.0	+30.0	32	3	49.0	+18.0	31						
Range Time		1:18.3	+24.9	32	1:14.8	+20.1	31							
Course Time		5:39.8	+48.0	24	6:05.4	+1:10.6	=27							
Penalty Time		1:08.0			1:49.5									
31		NETIKOVA Anna	SVK											
Cumulative Time		13:10.4	+7:07.8	28	20:41.7	+7:14.1	27							
Loop Time		7:12.4	+1:09.8	19	7:31.3	+1:20.8	24							
Shooting	0	41.0	+16.0	=22	0	42.0	+11.0	=21						
Range Time		1:06.7	+13.3	=28	1:07.4	+12.7	26							
Course Time		5:58.8	+1:07.0	30	6:16.5	+1:21.7	30							
Penalty Time		6.9			7.4									
32		HOWELL Sabrina	AUS											
Cumulative Time		13:47.3	+7:44.7	30	21:41.4	+8:13.8	30							
Loop Time		7:17.3	+1:14.7	21	7:54.1	+1:43.6	29							
Shooting	0	34.0	+9.0	=8	0	35.0	+4.0	=9						
Range Time		1:00.3	+6.9	=15	1:03.1	+8.4	13							
Course Time		6:09.9	+1:18.1	32	6:43.1	+1:48.3	32							
Penalty Time		7.1			7.9									
33		RATSCHILLER Lisa	ITA											
Cumulative Time		14:16.2	+8:13.6	32	21:54.0	+8:26.4	31							
Loop Time		7:10.2	+1:07.6	18	7:37.8	+1:27.3	25							
Shooting	0	25.0	0.0	1	0	35.0	+4.0	=9						
Range Time		56.7	+3.3	8	59.4	+4.7	=9							
Course Time		6:07.1	+1:15.3	31	6:31.3	+1:36.5	31							
Penalty Time		6.4			7.1									



Competition Analysis

Rank	Bib	Name	Country										T	
		Loop 1		Loop 2		Loop 3		Loop 4		Loop 5		Result	Behind	Rank
		Time	Rank	Time	Rank	Time	Rank	Time	Rank	Time	Rank			
Did Not Finish														
	1	VISHNEVSKAYA Galina												KAZ
Cumulative Time		6:02.6	0.0	1	14:07.8	+40.2	6							
Loop Time		6:02.6	0.0	1	8:05.2	+1:54.7	30							
Shooting	0	31.0	+6.0	6	5	31.0	0.0	=1						
Range Time		55.5	+2.1	=6	56.7	+2.0	3							
Course Time		5:00.5	+8.7	3	4:56.5	+1.7	2							
Penalty Time		6.6			2:12.0									

Did Not Start														
	4	ZHURAVOK Yuliya												UKR

Legend:	=	Equal sign indicates that two or more competitors share the same rank	T	Total penalties
----------------	---	-----------------------------------------------------------------------	---	-----------------



Final Results - Competition Data Summary

Participation

Number of Entries	33
Did Not Start	1
Did Not Finish	1
Disqualified	0
Disqualified for unsportsmanlike behaviour	0
Lapped	9
Ranked Competitors	22

Weather Conditions

	30 min. before Start	At Start Time	30 min. after Start	At End Time
Weather	Mostly Cloudy	Mostly Cloudy	Mostly Cloudy	Mostly Cloudy
Snow Condition	Packed	Packed	Packed	Packed
Snow Temperature	0.0 °C / 32.0 °F	0.0 °C / 32.0 °F	0.0 °C / 32.0 °F	0.0 °C / 32.0 °F
Air Temperature	0.0 °C / 32.0 °F	0.0 °C / 32.0 °F	0.0 °C / 32.0 °F	0.0 °C / 32.0 °F
Humidity	83 %	83 %	85 %	87 %
Wind Direction/Speed	WSW / 1.0 m/s	WSW / 1.0 m/s	WSW / 1.0 m/s	WNW / 2.0 m/s

Jury Information

IBU Technical Delegate	WOLF Karl-Heinz (GER)
FISU Technical Delegate	RYBAR Ondrej (CZE)
Competition Chief	RAIS Khairutdinov (KAZ)
Member	BURYK Nazarii (UKR)
Member	SZYDA Jerzy (POL)

Course Information

2.0km red	
Total Course Length	9780m
Height Difference (HD)	52m
Max. Climb (MM)	18m
Total Climb (MT)	315m

Jury decisions

none

IBU Technical Delegate	FISU Technical Delegate
WOLF Karl-Heinz (GER)	RYBAR Ondrej (CZE)

Legend:

WNW West-Northwest **WSW** West-Southwest



Almaty 2017

28TH WINTER UNIVERSIADE



BIATHLON

Women's 12.5km Mass Start



Final Results

Rank	Bib	Name	Country	P	P	S	S	T	Result / Behind
1	2	VISHNEVSKAYA Galina	KAZ	0	0	0	1	1	36:15.4
2	4	BONDAR Yana	UKR	0	0	3	2	5	+1:02.3
3	6	KUKLINA Larisa	RUS	0	0	0	2	2	+1:13.1
4	11	BELCHENKO Yelizaveta	KAZ	0	2	0	1	3	+1:27.0
5	7	USSANOVA Darya	KAZ	0	1	1	4	6	+2:10.9
6	3	BIELKINA Nadiia	UKR	2	0	3	0	5	+2:23.9
7	10	SMIRNOVA Inna	RUS	0	0	2	0	2	+2:40.4
8	13	VORONINA Tamara	RUS	0	1	0	0	1	+2:49.7
9	14	KRUCHOVA Mariya	UKR	1	0	2	0	3	+2:57.0
10	12	BRYGNETS Yuliya	UKR	0	0	1	1	2	+3:33.2
11	21	PATERSON Jessica	CAN	1	0	0	1	2	+3:46.6
12	5	EGOROVA Anastasiia	RUS	3	1	1	2	7	+4:02.1
13	23	SASSINA Alexandra	KAZ	0	0	3	1	4	+4:22.8
14	16	BIELECKA Dominika	POL	1	2	1	0	4	+5:07.2
15	20	KONDRATYEVA Anastasiya	KAZ	2	1	2	1	6	+5:41.7
16	9	CERNA Kristyna	CZE	0	0	1	0	1	+5:53.4
17	19	MAJDISOVA Alzbeta	SVK	2	1	1	2	6	+6:03.6
18	26	HORCIKOVA Andrea	SVK	1	0	0	2	3	+6:35.8
19	17	TRZASKA Karolina	POL	2	1	3	1	7	+7:10.8
20	18	HAATAJA Riikka	FIN	1	1	1	2	5	+7:48.0
21	22	CICHON Klaudia	POL	2	1	2	3	8	+8:54.0
22	24	NETIKOVA Anna	SVK	0	0	3	2	5	+10:25.8
23	27	COLEBOURN Jillian Wei-Lin	AUS	2	0	1	4	7	+10:51.0

Did Not Finish

1	RAIKOVA Alina	KAZ	2	2					
8	PAVLOVA Evgeniia	RUS	0	2					
15	PUSTOVALOVA Yana	UKR	0	2	0				
25	DEI CAS Francesca	ITA	1	1	3	2	7		
28	HOWELL Sabrina	AUS	2	2	0				
29	RATSCHILLER Lisa	ITA	0	0	2				

Legend:	P	Prone	S	Standing	T	Total penalties
---------	---	-------	---	----------	---	-----------------



Competition Analysis

Rank	Bib	Name	Country										T			
		Loop 1		Loop 2		Loop 3		Loop 4		Loop 5		Result	Behind	Rank		
		Time	BehindRank	Time	BehindRank	Time	BehindRank	Time	BehindRank	Time	BehindRank					
1	2	VISHNEVSKAYA Galina	KAZ										1	36:15.4	0.0	1
Cumulative Time	7:12.2	+0.9	2	14:20.7	0.0	1	21:42.1	0.0	1	29:25.3	0.0	1	36:15.4	0.0	1	
Loop Time	7:12.2	+0.9	2	7:08.5	+0.2	2	7:21.4	0.0	1	7:43.2	+16.2	2	6:50.1	+24.6	5	
Shooting	0	30.0	+4.0	3	0	31.0	+2.0	=2	0	26.0	+1.0	=2	1	1:55.0	+5.0	2
Range Time	53.2	+2.8	3	53.2	0.0	1	50.9	+0.1	2	53.4	+4.3	6	3:30.7	+4.4	2	
Course Time	6:12.3	+2.4	2	6:08.8	+1.9	3	6:23.7	+6.5	4	6:20.4	+5.9	3	6:50.1	+24.6	5	
Penalty Time	6.7			6.5			6.8			29.4			49.4			
2	4	BONDAR Yana	UKR										5	37:17.7	+1:02.3	2
Cumulative Time	7:13.8	+2.5	3	14:22.1	+1.4	2	22:56.3	+1:14.2	4	30:52.2	+1:26.9	3	37:17.7	+1:02.3	2	
Loop Time	7:13.8	+2.5	3	7:08.3	0.0	1	8:34.2	+1:12.8	11	7:55.9	+28.9	6	6:25.5	0.0	1	
Shooting	0	29.0	+3.0	2	0	31.0	+2.0	=2	3	32.0	+7.0	14	2	2:00.0	+10.0	3
Range Time	52.7	+2.3	2	54.3	+1.1	2	56.8	+6.0	10	51.2	+2.1	4	3:35.0	+8.7	3	
Course Time	6:14.9	+5.0	4	6:07.7	+0.8	2	6:22.9	+5.7	3	6:14.5	0.0	1	6:25.5	0.0	1	
Penalty Time	6.2			6.3			1:14.5			50.2			2:17.2			
3	6	KUKLINA Larisa	RUS										2	37:28.5	+1:13.1	3
Cumulative Time	7:27.3	+16.0	5	14:52.3	+31.6	4	22:17.5	+35.4	2	30:41.0	+1:15.7	2	37:28.5	+1:13.1	3	
Loop Time	7:27.3	+16.0	5	7:25.0	+16.7	3	7:25.2	+3.8	2	8:23.5	+56.5	9	6:47.5	+22.0	4	
Shooting	0	34.0	+8.0	=6	0	36.0	+7.0	=10	0	28.0	+3.0	=4	2	2:09.0	+19.0	6
Range Time	58.1	+7.7	5	59.0	+5.8	8	52.1	+1.3	4	56.3	+7.2	=9	3:45.5	+19.2	6	
Course Time	6:22.7	+12.8	7	6:19.4	+12.5	5	6:26.4	+9.2	5	6:30.3	+15.8	6	6:47.5	+22.0	4	
Penalty Time	6.5			6.6			6.7			56.9			1:16.7			
4	11	BELCHENKO Yelizaveta	KAZ										3	37:42.4	+1:27.0	4
Cumulative Time	7:22.3	+11.0	4	15:35.1	+1:14.4	8	23:08.2	+1:26.1	5	30:57.6	+1:32.3	4	37:42.4	+1:27.0	4	
Loop Time	7:22.3	+11.0	4	8:12.8	+1:04.5	12	7:33.1	+11.7	3	7:49.4	+22.4	3	6:44.8	+19.3	3	
Shooting	0	26.0	0.0	1	2	32.0	+3.0	=4	0	28.0	+3.0	=4	1	1:50.0	0.0	1
Range Time	50.4	0.0	1	55.4	+2.2	4	51.2	+0.4	3	49.3	+0.2	2	3:26.3	0.0	1	
Course Time	6:25.8	+15.9	13	6:18.1	+11.2	4	6:35.3	+18.1	6	6:29.9	+15.4	5	6:44.8	+19.3	3	
Penalty Time	6.1			59.3			6.6			30.2			1:42.2			
5	7	USSANOVA Darya	KAZ										6	38:26.3	+2:10.9	5
Cumulative Time	7:11.3	0.0	1	14:45.2	+24.5	3	22:30.9	+48.8	3	31:23.7	+1:58.4	5	38:26.3	+2:10.9	5	
Loop Time	7:11.3	0.0	1	7:33.9	+25.6	4	7:45.7	+24.3	4	8:52.8	+1:25.8	17	7:02.6	+37.1	8	
Shooting	0	32.0	+6.0	4	1	32.0	+3.0	=4	1	34.0	+9.0	17	4	2:07.0	+17.0	4
Range Time	55.2	+4.8	4	55.3	+2.1	3	57.6	+6.8	11	55.1	+6.0	7	3:43.2	+16.9	4	
Course Time	6:09.9	0.0	1	6:06.9	0.0	1	6:17.2	0.0	1	6:16.1	+1.6	2	7:02.6	+37.1	8	
Penalty Time	6.2			31.7			30.9			1:41.6			2:50.4			
6	3	BIELKINA Nadiia	UKR										5	38:39.3	+2:23.9	6
Cumulative Time	8:09.8	+58.5	15	15:51.1	+1:30.4	11	24:35.6	+2:53.5	11	32:02.6	+2:37.3	8	38:39.3	+2:23.9	6	
Loop Time	8:09.8	+58.5	15	7:41.3	+33.0	7	8:44.5	+1:23.1	15	7:27.0	0.0	1	6:36.7	+11.2	2	
Shooting	2	37.0	+11.0	=16	0	39.0	+10.0	17	3	38.0	+13.0	=20	0	31.0	+7.0	=9
Range Time	1:00.0	+9.6	10	1:02.5	+9.3	=14	1:00.6	+9.8	17	52.5	+3.4	5	5	2:25.0	+35.0	14
Course Time	6:14.1	+4.2	3	6:32.7	+25.8	9	6:21.5	+4.3	2	6:28.7	+14.2	4	6:36.7	+11.2	2	
Penalty Time	55.7			6.1			1:22.4			5.8			2:30.0			
7	10	SMIRNOVA Inna	RUS										2	38:55.8	+2:40.4	7
Cumulative Time	7:30.3	+19.0	7	15:07.8	+47.1	5	23:48.5	+2:06.4	7	31:40.8	+2:15.5	6	38:55.8	+2:40.4	7	
Loop Time	7:30.3	+19.0	7	7:37.5	+29.2	6	8:40.7	+1:19.3	14	7:52.3	+25.3	5	7:15.0	+49.5	10	
Shooting	0	33.0	+7.0	5	0	37.0	+8.0	=13	2	33.0	+8.0	=15	0	25.0	+1.0	2
Range Time	59.4	+9.0	8	1:02.5	+9.3	=14	58.7	+7.9	15	50.0	+0.9	3	3:50.6	+24.3	8	
Course Time	6:24.9	+15.0	11	6:28.7	+21.8	8	6:43.6	+26.4	10	6:55.7	+41.2	10	7:15.0	+49.5	10	
Penalty Time	6.0			6.3			58.4			6.6			1:17.3			
8	13	VORONINA Tamara	RUS										1	39:05.1	+2:49.7	8
Cumulative Time	7:29.6	+18.3	6	15:50.0	+1:29.3	10	23:48.3	+2:06.2	6	31:57.0	+2:31.7	7	39:05.1	+2:49.7	8	
Loop Time	7:29.6	+18.3	6	8:20.4	+1:12.1	15	7:58.3	+36.9	6	8:08.7	+41.7	8	7:08.1	+42.6	9	
Shooting	0	36.0	+10.0	=12	1	44.0	+15.0	22	0	29.0	+4.0	=6	0	43.0	+19.0	23
Range Time	1:00.5	+10.1	15	1:04.6	+11.4	19	53.1	+2.3	6	1:03.9	+14.8	21	1	2:32.0	+42.0	19
Course Time	6:23.5	+13.6	8	6:43.1	+36.2	11	6:59.0	+41.8	14	6:58.6	+44.1	12	7:08.1	+42.6	9	
Penalty Time	5.6			32.7			6.2			6.2			50.7			



Competition Analysis

Rank	Bib	Name	Country		T										
Loop 1		Loop 2		Loop 3		Loop 4		Loop 5		Result	Behind	Rank			
Time	Behind	Rank	Time	Behind	Rank	Time	Behind	Rank	Time	Behind	Rank				
9	14	KRUCHOVA Mariya	UKR		3	39:12.4	+2:57.0	9							
Cumulative Time	7:53.8	+42.5	13	15:42.5	+1:21.8	9	24:20.3	+2:38.2	10	32:10.3	+2:45.0	9			
Loop Time	7:53.8	+42.5	13	7:48.7	+40.4	8	8:37.8	+1:16.4	13	7:50.0	+23.0	4			
Shooting	1	37.0	+11.0	=16	0	42.0	+13.0	=19	2	39.0	+14.0	=23	0		
Range Time	1:01.9	+11.5	=17	1:07.9	+14.7	22	1:02.0	+11.2	18	56.5	+7.4	11			
Course Time	6:20.4	+10.5	6	6:34.3	+27.4	10	6:35.8	+18.6	8	6:47.2	+32.7	8	7:02.1	+36.6	7
Penalty Time	31.5			6.5			1:00.0			6.3					1:44.3
10	12	BRYGNETS Yuliya	UKR		2	39:48.6	+3:33.2	10							
Cumulative Time	7:32.2	+20.9	8	15:31.0	+1:10.3	7	23:53.9	+2:11.8	8	32:18.8	+2:53.5	10			
Loop Time	7:32.2	+20.9	8	7:58.8	+50.5	11	8:22.9	+1:01.5	8	8:24.9	+57.9	10			
Shooting	0	38.0	+12.0	=19	0	45.0	+16.0	23	1	31.0	+6.0	=11	1		
Range Time	1:02.0	+11.6	19	1:07.8	+14.6	21	58.3	+7.5	=13	57.3	+8.2	13			
Course Time	6:24.1	+14.2	9	6:44.6	+37.7	13	6:51.2	+34.0	12	6:54.8	+40.3	9	7:29.8	+1:04.3	14
Penalty Time	6.1			6.4			33.4			32.8					1:18.7
11	21	PATERSON Jessica	CAN		2	40:02.0	+3:46.6	11							
Cumulative Time	8:26.1	+1:14.8	18	16:22.7	+2:02.0	12	24:14.8	+2:32.7	9	32:40.0	+3:14.7	11			
Loop Time	8:26.1	+1:14.8	18	7:56.6	+48.3	9	7:52.1	+30.7	5	8:25.2	+58.2	11			
Shooting	1	38.0	+12.0	=19	0	38.0	+9.0	=15	0	30.0	+5.0	10	1		
Range Time	1:00.2	+9.8	=12	1:02.6	+9.4	16	54.6	+3.8	8	56.1	+7.0	8			
Course Time	6:53.9	+44.0	22	6:47.8	+40.9	16	6:51.1	+33.9	11	6:56.9	+42.4	11	7:22.0	+56.5	11
Penalty Time	32.0			6.2			6.4			32.2					1:16.8
12	5	EGOROVA Anastasiia	RUS		7	40:17.5	+4:02.1	12							
Cumulative Time	8:48.2	+1:36.9	22	16:46.7	+2:26.0	14	24:47.1	+3:05.0	13	33:20.3	+3:55.0	13			
Loop Time	8:48.2	+1:36.9	22	7:58.5	+50.2	10	8:00.4	+39.0	7	8:33.2	+1:06.2	12			
Shooting	3	36.0	+10.0	=12	1	35.0	+6.0	=7	1	31.0	+6.0	=11	2		
Range Time	1:00.1	+9.7	11	59.5	+6.3	=9	52.7	+1.9	5	56.9	+7.8	12			
Course Time	6:25.3	+15.4	12	6:26.8	+19.9	7	6:35.5	+18.3	7	6:38.2	+23.7	7	6:57.2	+31.7	6
Penalty Time	1:22.8			32.2			32.2			58.1					3:25.3
13	23	SASSINA Alexandra	KAZ		4	40:38.2	+4:22.8	13							
Cumulative Time	7:40.8	+29.5	11	15:17.1	+56.4	6	24:37.9	+2:55.8	12	33:15.2	+3:49.9	12			
Loop Time	7:40.8	+29.5	11	7:36.3	+28.0	5	9:20.8	+1:59.4	20	8:37.3	+1:10.3	14			
Shooting	0	34.0	+8.0	=6	0	41.0	+12.0	18	3	38.0	+13.0	=20	1		
Range Time	58.6	+8.2	6	1:03.5	+10.3	18	1:05.1	+14.3	23	58.4	+9.3	15			
Course Time	6:36.2	+26.3	18	6:26.5	+19.6	6	6:42.5	+25.3	9	7:04.3	+49.8	15	7:23.0	+57.5	12
Penalty Time	6.0			6.3			1:33.2			34.6					2:20.1
14	16	BIELECKA Dominika	POL		4	41:22.6	+5:07.2	14							
Cumulative Time	7:57.4	+46.1	14	16:57.1	+2:36.4	18	25:32.8	+3:50.7	16	33:39.4	+4:14.1	14			
Loop Time	7:57.4	+46.1	14	8:59.7	+1:51.4	24	8:35.7	+1:14.3	12	8:06.6	+39.6	7			
Shooting	1	35.0	+9.0	=9	2	48.0	+19.0	27	1	41.0	+16.0	25	0		
Range Time	59.5	+9.1	9	1:11.5	+18.3	25	1:05.2	+14.4	24	1:00.8	+11.7	18			
Course Time	6:27.0	+17.1	14	6:48.0	+41.1	17	6:58.2	+41.0	13	6:59.7	+45.2	13	7:43.2	+1:17.7	16
Penalty Time	30.9			1:00.2			32.3			6.1					2:09.5
15	20	KONDRATYEVA Anastasiya	KAZ		6	41:57.1	+5:41.7	15							
Cumulative Time	8:37.7	+1:26.4	21	16:55.5	+2:34.8	16	25:56.1	+4:14.0	18	34:32.1	+5:06.8	16			
Loop Time	8:37.7	+1:26.4	21	8:17.8	+1:09.5	13	9:00.6	+1:39.2	17	8:36.0	+1:09.0	13			
Shooting	2	35.0	+9.0	=9	1	36.0	+7.0	=10	2	29.0	+4.0	=6	1		
Range Time	1:01.9	+11.5	=17	59.5	+6.3	=9	55.1	+4.3	9	57.7	+8.6	14			
Course Time	6:35.6	+25.7	17	6:43.7	+36.8	12	7:02.6	+45.4	15	7:02.6	+48.1	14	7:25.0	+59.5	13
Penalty Time	1:00.2			34.6			1:02.9			35.7					3:13.4
16	9	CERNA Kristyna	CZE		1	42:08.8	+5:53.4	16							
Cumulative Time	7:51.2	+39.9	12	16:26.9	+2:06.2	13	25:41.3	+3:59.2	17	34:24.5	+4:59.2	15			
Loop Time	7:51.2	+39.9	12	8:35.7	+1:27.4	18	9:14.4	+1:53.0	18	8:43.2	+1:16.2	16			
Shooting	0	42.0	+16.0	25	0	42.0	+13.0	=19	1	37.0	+12.0	19	0		
Range Time	1:07.0	+16.6	25	1:10.5	+17.3	24	1:04.3	+13.5	20	56.3	+7.2	=9			
Course Time	6:37.5	+27.6	19	7:18.4	+1:11.5	24	7:32.2	+1:15.0	21	7:40.3	+1:25.8	21	7:44.3	+1:18.8	17
Penalty Time	6.7			6.8			37.9			6.6					58.0



Almaty 2017
28TH WINTER UNIVERSIADE

Alatau Cross-Country Skiing & Biathlon Complex

TUE 7 FEB 2017
Start Time 12:00
End Time 13:09

Biathlon

Women's 12.5km Mass Start



Competition Analysis

Rank	Bib	Name	Country		T								
Loop 1		Loop 2		Loop 3		Loop 4		Loop 5		Result	Behind	Rank	
Time	Behind	Rank	Time	Behind	Rank	Time	Behind	Rank	Time	Behind	Rank		
17	19	MAJDISOVA Alzbeta	SVK		6		42:19.0		+6:03.6		17		
Cumulative Time	8:36.7	+1:25.4	20	16:56.6	+2:35.9	17	25:27.8	+3:45.7	15	34:38.3	+5:13.0	17	
Loop Time	8:36.7	+1:25.4	20	8:19.9	+1:11.6	14	8:31.2	+1:09.8	10	9:10.5	+1:43.5	18	
Shooting	2	40.0	+14.0 =23	1	35.0	+6.0 =7	1	25.0	0.0	1	2	36.0	+12.0 =15
Range Time	1:03.3	+12.9	21	57.6	+4.4	6	50.8	0.0	1	59.3	+10.2	17	
Course Time	6:34.5	+24.6	16	6:47.3	+40.4	15	7:04.9	+47.7	16	7:07.4	+52.9	16	
Penalty Time	58.9			35.0			35.5			1:03.8			
												3:13.2	
18	26	HORCIKOVA Andrea	SVK		3		42:51.2		+6:35.8		18		
Cumulative Time	8:28.1	+1:16.8	19	16:52.9	+2:32.2	15	25:18.4	+3:36.3	14	34:49.9	+5:24.6	18	
Loop Time	8:28.1	+1:16.8	19	8:24.8	+1:16.5	16	8:25.5	+1:04.1	9	9:31.5	+2:04.5	20	
Shooting	1	34.0	+8.0 =6	0	36.0	+7.0 =10	0	31.0	+6.0 =11	2	36.0	+12.0 =15	
Range Time	58.9	+8.5	7	1:01.1	+7.9	11	57.8	+7.0	12	1:03.0	+13.9	19	
Course Time	6:54.5	+44.6	23	7:17.2	+1:10.3	23	7:21.0	+1:03.8	19	7:23.3	+1:08.8	18	
Penalty Time	34.7			6.5			6.7			1:05.2			
												1:53.1	
19	17	TRZASKA Karolina	POL		7		43:26.2		+7:10.8		19		
Cumulative Time	8:49.4	+1:38.1	23	17:23.9	+3:03.2	22	27:00.6	+5:18.5	21	35:38.5	+6:13.2	19	
Loop Time	8:49.4	+1:38.1	23	8:34.5	+1:26.2	17	9:36.7	+2:15.3	22	8:37.9	+1:10.9	15	
Shooting	2	35.0	+9.0 =9	1	38.0	+9.0 =15	3	29.0	+4.0 =6	1	28.0	+4.0 =3	
Range Time	1:00.2	+9.8	=12	1:01.7	+8.5	13	53.4	+2.6	7	49.1	0.0	1	
Course Time	6:49.8	+39.9	20	6:58.3	+51.4	19	7:14.9	+57.7	17	7:15.7	+1:01.2	17	
Penalty Time	59.4			34.5			1:28.4			33.1			
												3:35.4	
20	18	HAATAJA Riikka	FIN		5		44:03.4		+7:48.0		20		
Cumulative Time	8:50.5	+1:39.2	25	17:37.1	+3:16.4	24	26:31.0	+4:48.9	19	35:58.5	+6:33.2	20	
Loop Time	8:50.5	+1:39.2	25	8:46.6	+1:38.3	21	8:53.9	+1:32.5	16	9:27.5	+2:00.5	19	
Shooting	1	46.0	+20.0 =27	1	47.0	+18.0 =24	1	42.0	+17.0 =26	2	42.0	+18.0 =21	
Range Time	1:12.6	+22.2	28	1:12.4	+19.2	27	1:05.4	+14.6	25	1:03.6	+14.5	20	
Course Time	7:05.4	+55.5	24	7:00.2	+53.3	20	7:15.1	+57.9	18	7:23.9	+1:09.4	19	
Penalty Time	32.5			34.0			33.4			1:00.0			
												2:39.9	
21	22	CICHON Klaudia	POL		8		45:09.4		+8:54.0		21		
Cumulative Time	8:49.8	+1:38.5	24	17:29.7	+3:09.0	23	26:55.0	+5:12.9	20	36:50.1	+7:24.8	21	
Loop Time	8:49.8	+1:38.5	24	8:39.9	+1:31.6	19	9:25.3	+2:03.9	21	9:55.1	+2:28.1	21	
Shooting	2	37.0	+11.0 =16	1	37.0	+8.0 =13	2	33.0	+8.0 =15	3	37.0	+13.0 =18	
Range Time	1:01.0	+10.6	16	1:01.5	+8.3	12	59.4	+8.6	16	58.7	+9.6	16	
Course Time	6:50.8	+40.9	21	7:04.7	+57.8	22	7:23.3	+1:06.1	20	7:24.1	+1:09.6	20	
Penalty Time	58.0			33.7			1:02.6			1:32.3			
												4:06.6	
22	24	NETIKOVA Anna	SVK		5		46:41.2		+10:25.8		22		
Cumulative Time	8:20.4	+1:09.1	17	17:11.5	+2:50.8	21	27:49.6	+6:07.5	23	37:50.3	+8:25.0	22	
Loop Time	8:20.4	+1:09.1	17	8:51.1	+1:42.8	22	10:38.1	+3:16.7	24	10:00.7	+2:33.7	22	
Shooting	0	38.0	+12.0 =19	0	42.0	+13.0 =19	3	38.0	+13.0 =20	2	42.0	+18.0 =21	
Range Time	1:04.2	+13.8	22	1:07.7	+14.5	20	1:04.8	+14.0	22	1:07.4	+18.3	23	
Course Time	7:09.3	+59.4	25	7:36.3	+1:29.4	26	7:51.8	+1:34.6	24	7:42.7	+1:28.2	22	
Penalty Time	6.9			7.1			1:41.5			1:10.6			
												3:06.1	
23	27	COLEBOURN Jillian Wei-Lin	AUS		7		47:06.4		+10:51.0		23		
Cumulative Time	9:31.3	+2:20.0	28	18:24.9	+4:04.2	25	27:43.7	+6:01.6	22	38:57.2	+9:31.9	23	
Loop Time	9:31.3	+2:20.0	28	8:53.6	+1:45.3	23	9:18.8	+1:57.4	19	11:13.5	+3:46.5	24	
Shooting	2	50.0	+24.0 =29	0	53.0	+24.0 =29	1	42.0	+17.0 =26	4	52.0	+28.0 =24	
Range Time	1:14.5	+24.1	29	1:16.1	+22.9 =28		1:07.5	+16.7	26	1:17.3	+28.2	24	
Course Time	7:10.5	+1:00.6	26	7:31.4	+1:24.5	25	7:35.4	+1:18.2	22	7:43.5	+1:29.0	23	
Penalty Time	1:06.3			6.1			35.9			2:12.7			
												4:01.0	





Competition Analysis

Rank	Bib	Name	Country										T							
		Loop 1			Loop 2			Loop 3			Loop 4			Loop 5		Result	Behind	Rank		
		Time	Behind	Rank	Time	Behind	Rank	Time	Behind	Rank	Time	Behind	Rank	Time	Behind	Rank				
Did Not Finish																				
1		RAIKOVA Alina										KAZ								
Cumulative Time		8:15.1	+1:03.8	16	16:59.5	+2:38.8	19													
Loop Time		8:15.1	+1:03.8	16	8:44.4	+1:36.1	20													
Shooting	2	36.0	+10.0	=12	2	34.0	+5.0	6												
Range Time		1:00.3	+9.9	14	58.9	+5.7	7													
Course Time		6:16.1	+6.2	5	6:46.3	+39.4	14													
Penalty Time		58.7			59.2															
8		PAVLOVA Evgeniia										RUS								
Cumulative Time		7:38.9	+27.6	9																
Loop Time		7:38.9	+27.6	9																
Shooting	0	46.0	+20.0	=27	2	29.0	0.0	1												
Range Time		1:07.9	+17.5	26	56.4	+3.2	5													
Course Time		6:24.5	+14.6	10	6:51.7	+44.8	18													
Penalty Time		6.5																		
15		PUSTOVALOVA Yana										UKR								
Cumulative Time		7:40.4	+29.1	10	17:01.4	+2:40.7	20													
Loop Time		7:40.4	+29.1	10	9:21.0	+2:12.7	25													
Shooting	0	38.0	+12.0	=19	2	47.0	+18.0	=24	0	26.0	+1.0	=2								
Range Time		1:05.4	+15.0	=23		1:12.1	+18.9	26												
Course Time		6:29.1	+19.2	15	7:01.2	+54.3	21	7:38.6	+1:21.4	23										
Penalty Time		5.9			1:07.7															
25		DEI CAS Francesca										ITA							7	
Cumulative Time		8:56.3	+1:45.0	26	18:29.1	+4:08.4	26	29:09.1	+7:27.0	24	39:34.5	+10:09.2	24							
Loop Time		8:56.3	+1:45.0	26	9:32.8	+2:24.5	26	10:40.0	+3:18.6	25	10:25.4	+2:58.4	23							
Shooting	1	44.0	+18.0	26	1	50.0	+21.0	28	3	39.0	+14.0	=23	2	41.0	+17.0	20	7	2:54.0	+1:04.0	22
Range Time		1:09.0	+18.6	27	1:16.1	+22.9	=28	1:04.6	+13.8	21	1:05.8	+16.7	22					4:35.5	+1:09.2	23
Course Time		7:11.8	+1:01.9	27	7:41.3	+1:34.4	27	7:55.0	+1:37.8	25	8:10.9	+1:56.4	24							
Penalty Time		35.5			35.4			1:40.4			1:08.7							4:00.0		
28		HOWELL Sabrina										AUS								
Cumulative Time		9:48.8	+2:37.5	29	20:28.5	+6:07.8	28	30:09.2	+8:27.1	25										
Loop Time		9:48.8	+2:37.5	29	10:39.7	+3:31.4	28	9:40.7	+2:19.3	23										
Shooting	2	40.0	+14.0	=23	2	47.0	+18.0	=24	0	29.0	+4.0	=6								
Range Time		1:05.4	+15.0	=23		1:08.3	+15.1	23		58.3	+7.5	=13								
Course Time		7:30.7	+1:20.8	28	8:13.8	+2:06.9	28	8:34.2	+2:17.0	26										
Penalty Time		1:12.7			1:17.6			8.2												
29		RATSCHILLER Lisa										ITA								
Cumulative Time		9:12.1	+2:00.8	27	19:08.6	+4:47.9	27	30:25.5	+8:43.4	26										
Loop Time		9:12.1	+2:00.8	27	9:56.5	+2:48.2	27	11:16.9	+3:55.5	26										
Shooting	0	36.0	+10.0	=12	0	35.0	+6.0	=7	2	35.0	+10.0	18								
Range Time		1:02.3	+11.9	20	1:03.2	+10.0	17	1:02.6	+11.8	19										
Course Time		8:02.2	+1:52.3	29	8:45.1	+2:38.2	29	8:55.1	+2:37.9	27										
Penalty Time		7.6			8.2			1:19.2												

Legend:
 = Equal sign indicates that two or more competitors share the same rank T Total penalties



Final Results - Competition Data Summary

Participation

Number of Entries	29
Did Not Start	0
Did Not Finish	6
Disqualified	0
Disqualified for unsportsmanlike behaviour	0
Ranked Competitors	23

Weather Conditions

	30 min. before Start	At Start Time	30 min. after Start	At End Time
Weather	Sunny	Sunny	Sunny	Sunny
Snow Condition	Packed	Packed	Packed	Packed
Snow Temperature	-4.0 °C / 24.8 °F	-4.0 °C / 24.8 °F	-4.0 °C / 24.8 °F	-4.0 °C / 24.8 °F
Air Temperature	-4.5 °C / 24.8 °F	-4.5 °C / 24.8 °F	-4.5 °C / 24.8 °F	-4.5 °C / 24.8 °F
Humidity	70 %	70 %	70 %	70 %
Wind Direction/Speed	SE / 0.8 m/s	SE / 0.8 m/s	SE / 0.8 m/s	SE / 0.8 m/s

Jury Information

IBU Technical Delegate	WOLF Karl-Heinz (GER)
FISU Technical Delegate	RYBAR Ondrej (CZE)
Competition Chief	RAIS Khairutdinov (KAZ)
Member	BURYK Nazarii (UKR)
Member	SZYDA Jerzy (POL)

Course Information

2.5km green	
Total Course Length	12230m
Height Difference (HD)	52m
Max. Climb (MM)	18m
Total Climb (MT)	395m

Jury decisions

none

IBU Technical Delegate	FISU Technical Delegate
WOLF Karl-Heinz (GER)	RYBAR Ondrej (CZE)

Legend:
SE Southeast



Almaty 2017

28TH WINTER UNIVERSIADE



BIATHLON

Men's 20km Individual



Final Results

Rank	Bib	Name	Country	Ski Time	P	S	P	S	T	Result	Behind
1	27	JOUTY Baptiste	FRA	1:01:41.0	1	0	0	1	2	1:03:41.0	0.0
2	37	KORASTYLEV Sergey	RUS	1:02:22.0	0	0	0	2	2	1:04:22.0	+41.0
3	21	SUCHILOV Semen	RUS	1:01:46.5	0	1	1	1	3	1:04:46.5	+1:05.5
4	49	LEGRAND Mathieu	FRA	1:03:15.6	0	0	0	2	2	1:05:15.6	+1:34.6
5	9	IVANOV Dmitrii	RUS	1:03:14.7	0	0	1	2	3	1:06:14.7	+2:33.7
6	28	OLSSON Per Victor	SWE	1:04:20.5	0	0	1	1	2	1:06:20.5	+2:39.5
7	39	MYHDA Anton	UKR	1:05:36.8	0	1	0	0	1	1:06:36.8	+2:55.8
8	47	BRAUN Maxim	KAZ	1:04:46.5	1	1	0	0	2	1:06:46.5	+3:05.5
9	34	PANTOV Anton	KAZ	1:02:50.8	2	0	1	1	4	1:06:50.8	+3:09.8
10	18	YERYOMIN Roman	KAZ	1:01:05.5	1	1	1	3	6	1:07:05.5	+3:24.5
11	36	DEDIUKHIN Aleksandr	RUS	1:04:19.9	1	2	0	0	3	1:07:19.9	+3:38.9
12	14	POVARNITSYN Alexander	RUS	1:02:21.6	1	0	1	3	5	1:07:21.6	+3:40.6
13	6	KHAMITGATIN Timur	KAZ	1:03:28.4	1	1	1	1	4	1:07:28.4	+3:47.4
14	22	RUSINOV Dmytro	UKR	1:04:47.5	0	2	0	1	3	1:07:47.5	+4:06.5
15	25	DUMONT Clement	FRA	1:05:04.7	1	0	0	2	3	1:08:04.7	+4:23.7
16	23	PECHENKIN Ivan	RUS	1:03:12.9	0	1	1	3	5	1:08:12.9	+4:31.9
17	5	CHAVOUTIER Dany	FRA	1:04:20.8	0	2	2	0	4	1:08:20.8	+4:39.8
18	35	PODKORYTOV Vassiliy	KAZ	1:02:21.7	2	1	3	0	6	1:08:21.7	+4:40.7
19	32	IVKO Maksym	UKR	1:03:25.0	2	1	2	0	5	1:08:25.0	+4:44.0
20	30	ORPANA Sami	FIN	1:03:29.9	1	3	0	1	5	1:08:29.9	+4:48.9
21	50	MORIEV Okeksandr	UKR	1:05:36.4	0	1	1	1	3	1:08:36.4	+4:55.4
22	46	VITENKO Vladislav	KAZ	1:03:59.3	0	1	3	1	5	1:08:59.3	+5:18.3
23	31	BURIAN Jan	CZE	1:06:19.6	1	0	0	2	3	1:09:19.6	+5:38.6
24	45	HUILLIER Yohan	FRA	1:06:28.3	1	0	1	1	3	1:09:28.3	+5:47.3
25	43	RAMANOUSKI Maksim	BLR	1:07:53.3	0	1	0	1	2	1:09:53.3	+6:12.3
26	15	MALUKHA Raman	BLR	1:07:45.9	2	1	0	1	4	1:11:45.9	+8:04.9
27	40	TOLAR David	CZE	1:05:50.4	0	2	2	2	6	1:11:50.4	+8:09.4
28	24	LIPAI Yauheni	BLR	1:04:12.1	3	2	1	2	8	1:12:12.1	+8:31.1
29	11	FILIP Bartlomiej	POL	1:07:29.2	1	2	2	0	5	1:12:29.2	+8:48.2
30	16	BEREZIAT Alexandre	FRA	1:07:36.4	0	3	2	1	6	1:13:36.4	+9:55.4
31	48	MIADZIUKHA Uladzislau	BLR	1:09:45.0	2	1	0	1	4	1:13:45.0	+10:04.0
32	17	NASYKO Denys	UKR	1:04:56.9	2	2	3	2	9	1:13:56.9	+10:15.9
33	13	LONSKY Henrich	SVK	1:11:02.9	0	0	2	1	3	1:14:02.9	+10:21.9
34	10	BRANDT Oskar	SWE	1:07:20.8	1	3	3	0	7	1:14:20.8	+10:39.8
35	19	IHNATIEV Dmytro	UKR	1:09:22.5	0	1	1	3	5	1:14:22.5	+10:41.5
36	44	BOYD-PORTER Seamus	CAN	1:09:14.1	1	1	4	2	8	1:17:14.1	+13:33.1
37	42	PELTONIEMI Lauri	FIN	1:10:41.4	0	3	0	4	7	1:17:41.4	+14:00.4
38	33	JURCZAK Tomasz	POL	1:07:41.0	3	4	2	2	11	1:18:41.0	+15:00.0
39	1	JOUKAL Lukas	CZE	1:12:28.5	2	4	0	2	8	1:20:28.5	+16:47.5
40	20	PIASECKI Marcin	POL	1:13:04.6	2	3	3	2	10	1:23:04.6	+19:23.6
41	41	WTOREK Mariusz	POL	1:16:15.5	2	2	1	2	7	1:23:15.5	+19:34.5
42	29	MANN Tajj Isaac	CAN	1:21:18.2	0	0	2	0	2	1:23:18.2	+19:37.2
43	3	BUKI Adam	HUN	1:16:42.2	0	4	1	2	7	1:23:42.2	+20:01.2
44	38	KIM Cheolyoung	KOR	1:19:44.1	0	2	0	2	4	1:23:44.1	+20:03.1
45	2	ECCLESTON Sasha	CAN	1:19:48.8	2	1	2	2	7	1:26:48.8	+23:07.8
46	7	KIM Jusung	KOR	1:24:36.0	0	2	1	1	4	1:28:36.0	+24:55.0
47	12	MATVEEV Nikolai	KGZ	1:18:43.9	1	3	5	2	11	1:29:43.9	+26:02.9
48	8	FLANAGAN Jeremy	AUS	1:22:48.6	1	2	0	5	8	1:30:48.6	+27:07.6
49	26	FLANAGAN Tim	AUS	1:24:25.7	2	4	2	2	10	1:34:25.7	+30:44.7

Did Not Finish

4 MILLS Reagan CAN

Legend:

P Prone S Standing T Total penalties



Competition Analysis

Rank	Bib	Name	Country										T	Result	Behind	Rank	
		Loop 1		Loop 2		Loop 3		Loop 4		Loop 5							
		Time	Rank	Time	Rank	Time	Rank	Time	Rank	Time	Rank						
1	27	JOUTY Baptiste	FRA										2	1:03:41.0	0.0	1	
Cumulative Time		13:25.9	+1:07.8	17	25:40.6	+49.1	5	38:03.3	+34.2	2	51:38.0	0.0	1	1:03:41.0	0.0	1	
Loop Time		13:25.9	+1:07.8	17	12:14.7	0.0	1	12:22.7	0.0	1	13:34.7	+49.8	7	12:03.0	+20.7	4	
Ski Time		12:25.9	+19.5	8	24:40.6	+16.1	2	37:03.3	+10.7	2	49:38.0	+14.8	2	1:01:41.0	+35.5	2	
Shooting	1	35.0	+13.0	=19	0	28.0	+5.0	=6	0	42.0	+14.0	=29	1	35.0	+11.0	=24	
Range Time		1:01.2	+13.6	24	51.9	+5.1	7	1:04.2	+8.4	23	58.5	+11.3	22	2:20.0	+42.0	=20	
Course Time		11:24.7	+18.0	7	11:22.8	+8.8	3	11:18.5	+2.5	2	11:36.2	+6.5	2	12:03.0	+20.7	4	
Penalty Time		1:00.0			0.0			0.0			1:00.0			2:00.0			
2	37	KORASTYLEV Sergey	RUS										2	1:04:22.0	+41.0	2	
Cumulative Time		12:18.1	0.0	1	24:51.5	0.0	1	37:29.1	0.0	1	52:21.6	+43.6	2	1:04:22.0	+41.0	2	
Loop Time		12:18.1	0.0	1	12:33.4	+18.7	5	12:37.6	+14.9	2	14:52.5	+2:07.6	21	12:00.4	+18.1	3	
Ski Time		12:18.1	+11.7	3	24:51.5	+27.0	6	37:29.1	+36.5	5	50:21.6	+58.4	6	1:02:22.0	+1:16.5	6	
Shooting	0	30.0	+8.0	=5	0	33.0	+10.0	=26	0	34.0	+6.0	=11	2	36.0	+12.0	=26	
Range Time		55.8	+8.2	=10	57.6	+10.8	=21	1:00.6	+4.8	12	1:00.0	+12.8	24	3:54.0	+34.6	14	
Course Time		11:22.3	+15.6	5	11:35.8	+21.8	7	11:37.0	+21.0	3	11:52.5	+22.8	11	12:00.4	+18.1	3	
Penalty Time		0.0			0.0			0.0			2:00.0			2:00.0			
3	21	SUCHILOV Semen	RUS										3	1:04:46.5	+1:05.5	3	
Cumulative Time		12:24.4	+6.3	3	25:42.3	+50.8	7	39:22.9	+1:53.8	6	53:02.1	+1:24.1	3	1:04:46.5	+1:05.5	3	
Loop Time		12:24.4	+6.3	3	13:17.9	+1:03.2	12	13:40.6	+1:17.9	13	13:39.2	+54.3	8	11:44.4	+2.1	2	
Ski Time		12:24.4	+18.0	5	24:42.3	+17.8	4	37:22.9	+30.3	4	50:02.1	+38.9	3	1:01:46.5	+41.0	3	
Shooting	0	38.0	+16.0	=28	1	24.0	+1.0	3	1	38.0	+10.0	=23	1	24.0	0.0	1	
Range Time		1:02.7	+15.1	28	47.3	+0.5	2	1:02.9	+7.1	18	47.2	0.0	1	3:40.1	+20.7	5	
Course Time		11:21.7	+15.0	3	11:30.6	+16.6	5	11:37.7	+21.7	4	11:52.0	+22.3	10	11:44.4	+2.1	2	
Penalty Time		0.0			1:00.0			1:00.0			1:00.0			3:00.0			
4	49	LEGRAND Mathieu	FRA										2	1:05:15.6	+1:34.6	4	
Cumulative Time		12:43.1	+25.0	7	25:27.3	+35.8	3	38:16.2	+47.1	3	53:09.4	+1:31.4	4	1:05:15.6	+1:34.6	4	
Loop Time		12:43.1	+25.0	7	12:44.2	+29.5	6	12:48.9	+26.2	4	14:53.2	+2:08.3	23	12:06.2	+23.9	6	
Ski Time		12:43.1	+36.7	19	25:27.3	+1:02.8	14	38:16.2	+1:23.6	13	51:09.4	+1:46.2	13	1:03:15.6	+2:10.1	10	
Shooting	0	33.0	+11.0	=15	0	30.0	+7.0	=14	0	32.0	+4.0	=4	2	39.0	+15.0	=33	
Range Time		1:00.0	+12.4	19	55.2	+8.4	15	58.2	+2.4	6	1:05.1	+17.9	35	3:58.5	+39.1	18	
Course Time		11:43.1	+36.4	22	11:49.0	+35.0	14	11:50.7	+34.7	14	11:48.1	+18.4	6	12:06.2	+23.9	6	
Penalty Time		0.0			0.0			0.0			2:00.0			2:00.0			
5	9	IVANOV Dmitrii	RUS										3	1:06:14.7	+2:33.7	5	
Cumulative Time		12:25.4	+7.3	4	24:58.1	+6.6	2	39:09.2	+1:40.1	4	54:02.3	+2:24.3	6	1:06:14.7	+2:33.7	5	
Loop Time		12:25.4	+7.3	4	12:32.7	+18.0	4	14:11.1	+1:48.4	20	14:53.1	+2:08.2	22	12:12.4	+30.1	9	
Ski Time		12:25.4	+19.0	7	24:58.1	+33.6	8	38:09.2	+1:16.6	12	51:02.3	+1:39.1	10	1:03:14.7	+2:09.2	9	
Shooting	0	36.0	+14.0	=22	0	25.0	+2.0	4	1	54.0	+26.0	46	2	40.0	+16.0	=35	
Range Time		55.8	+8.2	=10	51.0	+4.2	=4	1:21.1	+25.3	46	1:04.0	+16.8	32	4:11.9	+52.5	29	
Course Time		11:29.6	+22.9	8	11:41.7	+27.7	11	11:50.0	+34.0	13	11:49.1	+19.4	7	12:12.4	+30.1	9	
Penalty Time		0.0			0.0			1:00.0			2:00.0			3:00.0			
6	28	OLSSON Per Victor	SWE										2	1:06:20.5	+2:39.5	6	
Cumulative Time		12:45.9	+27.8	10	25:35.8	+44.3	4	39:51.5	+2:22.4	9	54:02.4	+2:24.4	7	1:06:20.5	+2:39.5	6	
Loop Time		12:45.9	+27.8	10	12:49.9	+35.2	7	14:15.7	+1:53.0	21	14:10.9	+1:26.0	15	12:18.1	+35.8	=10	
Ski Time		12:45.9	+39.5	23	25:35.8	+1:11.3	19	38:51.5	+1:58.9	21	52:02.4	+2:39.2	20	1:04:20.5	+3:15.0	17	
Shooting	0	30.0	+8.0	=5	0	23.0	0.0	=1	1	33.0	+5.0	=8	1	26.0	+2.0	=4	
Range Time		54.1	+6.5	4	48.3	+1.5	3	58.5	+2.7	8	51.5	+4.3	6	3:32.4	+13.0	2	
Course Time		11:51.8	+45.1	25	12:01.6	+47.6	=21	12:17.2	+1:01.2	23	12:19.4	+49.7	19	12:18.1	+35.8	=10	
Penalty Time		0.0			0.0			1:00.0			1:00.0			1:00:48.1	+3:59.4	19	
														2:00.0			
7	39	MYHDA Anton	UKR										1	1:06:36.8	+2:55.8	7	
Cumulative Time		12:50.9	+32.8	12	27:07.7	+2:16.2	15	40:25.2	+2:56.1	12	53:51.8	+2:13.8	5	1:06:36.8	+2:55.8	7	
Loop Time		12:50.9	+32.8	12	14:16.8	+2:02.1	21	13:17.5	+54.8	9	13:26.6	+41.7	6	12:45.0	+1:02.7	20	
Ski Time		12:50.9	+44.5	26	26:07.7	+1:43.2	26	39:25.2	+2:32.6	26	52:51.8	+3:28.6	26	1:05:36.8	+4:31.3	24	
Shooting	0	30.0	+8.0	=5	1	35.0	+12.0	=29	0	40.0	+12.0	27	0	35.0	+11.0	=24	
Range Time		54.9	+7.3	=6	1:02.3	+15.5	=30	1:05.1	+9.3	25	57.7	+10.5	=17	4:00.0	+40.6	20	
Course Time		11:56.0	+49.3	28	12:14.5	+1:00.5	26	12:12.4	+56.4	22	12:28.9	+59.2	23	12:45.0	+1:02.7	20	
Penalty Time		0.0			1:00.0			0.0			0.0			1:01:36.8	+4:48.1	23	
														1:00.0			



Almaty 2017
28TH WINTER UNIVERSIADE

Alatau Cross-Country Skiing & Biathlon Complex

TUE 31 JAN 2017
Start Time 14:15
End Time 15:54

Biathlon

Men's 20km Individual



Competition Analysis

Rank	Bib	Name	Country										T	
		Loop 1	Loop 2	Loop 3	Loop 4	Loop 5				Result	Behind	Rank		
		Time	Rank	Time	Rank	Time	Rank	Time	Rank	Time	Rank			
Did Not Finish														
	4	MILLS Reagan												CAN
Cumulative Time														
Loop Time														
Ski Time														
Shooting														
Range Time														
Course Time														
Penalty Time														

Legend:
= Equal sign indicates that two or more competitors share the same rank T Total penalties





TUE 31 JAN 2017
Start Time 14:15
End Time 16:13

Final Results - Competition Data Summary

Participation

Number of Entries	50
Did Not Start	0
Did Not Finish	1
Disqualified	0
Disqualified for unsportsmanlike behaviour	0
Ranked Competitors	49

Weather Conditions

	30 min. before Start	At Start Time	30 min. after Start	At End Time
Weather	Fog	Snow	Snow	Snow
Snow Condition	powder	powder	powder	powder
Snow Temperature	0.0 °C / 32.0 °F	0.0 °C / 32.0 °F	0.0 °C / 32.0 °F	-1.0 °C / 30.2 °F
Air Temperature	0.0 °C / 32.0 °F	0.0 °C / 32.0 °F	-1.0 °C / 30.2 °F	-1.0 °C / 30.2 °F
Humidity	85 %	81 %	81 %	80 %
Wind Direction/Speed	SE / 1.0 m/s	W / 1.0 m/s	E / 0.0 m/s	W / 1.0 m/s

Jury Information

IBU Technical Delegate	WOLF Karl-Heinz (GER)
FISU Technical Delegate	RYBAR Ondrej (CZE)
Competition Chief	RAIS Khairutdinov (KAZ)
Member	NIVEN Lowell Gordon (CAN)
Member	VIGNERON Florie (FRA)

Course Information

4.0km brown	
Total Course Length	20245m
Height Difference (HD)	52m
Max. Climb (MM)	18m
Total Climb (MT)	715m

Jury decisions

none

IBU Technical Delegate	FISU Technical Delegate
WOLF Karl-Heinz (GER)	RYBAR Ondrej (CZE)

Legend:				
E	East	SE	Southeast	W West



Almaty 2017

28TH WINTER UNIVERSIADE



BIATHLON

Men's 10km Sprint



Final Results

Rank	Bib	Name	Country	P	S	T	Result	Behind
1	21	SUCHILOV Semen	RUS	0	0	0	27:02.3	0.0
2	9	IVANOV Dmitrii	RUS	0	0	0	27:24.1	+21.8
3	52	YERYOMIN Roman	KAZ	2	0	2	27:24.6	+22.3
4	8	CHAVOUTIER Dany	FRA	0	0	0	27:30.9	+28.6
5	38	POVARNITSYN Alexander	RUS	0	1	1	27:33.1	+30.8
6	27	LATYPOV Eduard	RUS	1	0	1	27:37.7	+35.4
6	29	PANTOV Anton	KAZ	1	0	1	27:37.7	+35.4
8	46	KORASTYLEV Sergey	RUS	0	1	1	27:48.8	+46.5
9	33	DUMONT Clement	FRA	0	1	1	27:52.6	+50.3
10	44	PODKORYTOV Vassiliy	KAZ	2	0	2	28:01.0	+58.7
11	2	TYSHCHENKO Artem	UKR	0	0	0	28:02.6	+1:00.3
12	42	LEGRAND Mathieu	FRA	0	2	2	28:14.0	+1:11.7
13	50	NASYKO Denys	UKR	0	2	2	28:19.3	+1:17.0
14	10	IVKO Maksym	UKR	0	1	1	28:25.1	+1:22.8
15	19	PECHENKIN Aleksandr	RUS	2	2	4	28:29.2	+1:26.9
16	13	KUTS Timur	KAZ	0	0	0	28:30.2	+1:27.9
17	31	MYHDA Anton	UKR	1	0	1	28:34.9	+1:32.6
18	15	BEREZIAT Alexandre	FRA	2	1	3	28:38.4	+1:36.1
19	20	RUSINOV Dmytro	UKR	0	1	1	28:40.1	+1:37.8
20	32	BRAUN Maxim	KAZ	1	1	2	29:09.6	+2:07.3
21	36	JOUTY Baptiste	FRA	2	2	4	29:17.0	+2:14.7
22	28	FILIP Bartlomiej	POL	0	0	0	29:24.3	+2:22.0
23	23	BURIAN Jan	CZE	1	2	3	29:28.3	+2:26.0
24	24	KOSZTOLANYI Ondrej	SVK	1	1	2	29:29.3	+2:27.0
25	22	ORPANA Sami	FIN	1	2	3	29:32.8	+2:30.5
26	45	RAMANOUSKI Maksim	BLR	1	0	1	29:33.8	+2:31.5
27	37	TOLAR David	CZE	0	2	2	29:36.5	+2:34.2
28	48	MORIEV Okeksandr	UKR	0	2	2	29:38.3	+2:36.0
29	25	BRANDT Oskar	SWE	0	0	0	29:40.8	+2:38.5
30	6	VITENKO Vladislav	KAZ	3	0	3	29:45.0	+2:42.7
31	4	LIPAI Yauheni	BLR	0	3	3	30:02.4	+3:00.1
32	5	OLSSON Per Victor	SWE	2	2	4	30:07.8	+3:05.5
33	49	MIADZIUKHA Uladzislau	BLR	1	0	1	30:11.2	+3:08.9
34	30	MALUKHA Raman	BLR	0	1	1	30:20.1	+3:17.8
35	34	JURCZAK Tomasz	POL	1	3	4	30:29.7	+3:27.4
36	39	HUILLIER Yohan	FRA	0	3	3	30:45.0	+3:42.7
37	1	KUBALIAK Michal	SVK	1	2	3	30:51.8	+3:49.5
38	7	SIDOROWICZ Lukasz	POL	0	2	2	30:59.9	+3:57.6
39	41	PIASECKI Marcin	POL	2	2	4	31:13.7	+4:11.4
40	16	BOYD-PORTER Seamus	CAN	2	1	3	31:29.4	+4:27.1
41	17	JOUKAL Lukas	CZE	2	1	3	31:43.2	+4:40.9
42	40	LONSKY Henrich	SVK	0	3	3	31:49.4	+4:47.1
43	43	PELTONIEMI Lauri	FIN	1	3	4	32:28.1	+5:25.8
44	18	KIM Cheolyoung	KOR	0	1	1	32:39.6	+5:37.3
45	35	ECCLESTON Sasha	CAN	1	2	3	34:46.2	+7:43.9
46	11	FLANAGAN Jeremy	AUS	1	2	3	34:47.3	+7:45.0
47	14	MATVEEV Nikolai	KGZ	2	0	2	35:08.8	+8:06.5
48	47	KIM Jusung	KOR	0	1	1	35:33.9	+8:31.6
49	12	BUKI Adam	HUN	2	5	7	36:22.2	+9:19.9
50	51	MILLS Reagan	CAN	1	3	4	37:40.8	+10:38.5
51	26	FLANAGAN Tim	AUS	2	4	6	37:55.9	+10:53.6

Jury decisions

Time adjustment

50	51	MILLS Reagan	CAN	+2:00.0	IBU DR 5.5.a
----	----	--------------	-----	---------	--------------

Did Not Start

3	MANN Tajj Isaac	CAN
---	-----------------	-----

Legend:

DR	Disciplinary Rules	P	Prone	S	Standing	T	Total penalties
----	--------------------	---	-------	---	----------	---	-----------------



Competition Analysis

Rank	Bib	Name	Country			T	Loop 1			Loop 2			Loop 3			Result	Behind	Rank
							Time	Behind	Rank	Time	Behind	Rank	Time	Behind	Rank			
1	21	SUCHILOV Semen	RUS			0	27:02.3	0.0	1									1
		Cumulative Time	9:02.3	+1.0	2	18:09.9	0.0	1							27:02.3	0.0	1	
		Loop Time	9:02.3	+1.0	2	9:07.6	+1.7	2	8:52.4	+25.2	10							
	0	Shooting	27.0	+3.0	=3	25.0	+2.0	=2				0	52.0	+5.0			2	
		Range Time	50.6	+1.8	4	46.3	+0.2	2					1:36.9	0.0			1	
		Course Time	8:05.6	+8.8	5	8:16.3	+11.4	5	8:52.4	+25.2	10		25:14.3	+45.4			7	
		Penalty Time	6.1			5.0							11.1					
2	9	IVANOV Dmitrii	RUS			0	27:24.1	+21.8	2									2
		Cumulative Time	9:18.8	+17.5	9	18:41.9	+32.0	4							27:24.1	+21.8	2	
		Loop Time	9:18.8	+17.5	9	9:23.1	+17.2	7	8:42.2	+15.0	5							
	0	Shooting	32.0	+8.0	=15	29.0	+6.0	=20				0	1:01.0	+14.0	=14			
		Range Time	54.9	+6.1	=12	50.7	+4.6	14					1:45.6	+8.7	10			
		Course Time	8:16.9	+20.1	17	8:27.0	+22.1	15	8:42.2	+15.0	5		25:26.1	+57.2	12			
		Penalty Time	7.0			5.4							12.4					
3	52	YERYOMIN Roman	KAZ			2	27:24.6	+22.3	3									3
		Cumulative Time	9:49.1	+47.8	24	18:57.4	+47.5	9							27:24.6	+22.3	3	
		Loop Time	9:49.1	+47.8	24	9:08.3	+2.4	3	8:27.2	0.0	1							
	2	Shooting	37.0	+13.0	=31	35.0	+12.0	=32				2	1:12.0	+25.0	=32			
		Range Time	1:01.5	+12.7	34	58.2	+12.1	=31					1:59.7	+22.8	34			
		Course Time	7:56.8	0.0	1	8:04.9	0.0	1	8:27.2	0.0	1		24:28.9	0.0	1			
		Penalty Time	50.8			5.2							56.0					
4	8	CHAVOUTIER Dany	FRA			0	27:30.9	+28.6	4									4
		Cumulative Time	9:01.3	0.0	1	18:21.5	+11.6	2							27:30.9	+28.6	4	
		Loop Time	9:01.3	0.0	1	9:20.2	+14.3	6	9:09.4	+42.2	19							
	0	Shooting	34.0	+10.0	=20	29.0	+6.0	=20				0	1:03.0	+16.0	=21			
		Range Time	55.2	+6.4	14	53.0	+6.9	21					1:48.2	+11.3	15			
		Course Time	8:00.3	+3.5	2	8:21.9	+17.0	12	9:09.4	+42.2	19		25:31.6	+1:02.7	13			
		Penalty Time	5.8			5.3							11.1					
5	38	POVARNITSYN Alexander	RUS			1	27:33.1	+30.8	5									5
		Cumulative Time	9:10.8	+9.5	5	18:49.6	+39.7	6							27:33.1	+30.8	5	
		Loop Time	9:10.8	+9.5	5	9:38.8	+32.9	11	8:43.5	+16.3	6							
	0	Shooting	29.0	+5.0	=6	26.0	+3.0	=6				1	55.0	+8.0	3			
		Range Time	50.7	+1.9	5	48.5	+2.4	4					1:39.2	+2.3	2			
		Course Time	8:13.7	+16.9	12	8:20.5	+15.6	10	8:43.5	+16.3	6		25:17.7	+48.8	8			
		Penalty Time	6.4			29.8							36.2					
6	27	LATYPOV Eduard	RUS			1	27:37.7	+35.4	6									6
		Cumulative Time	9:33.5	+32.2	17	18:45.5	+35.6	5							27:37.7	+35.4	6	
		Loop Time	9:33.5	+32.2	17	9:12.0	+6.1	4	8:52.2	+25.0	9							
	1	Shooting	33.0	+9.0	=17	25.0	+2.0	=2				1	58.0	+11.0	10			
		Range Time	56.0	+7.2	=16	46.1	0.0	1					1:42.1	+5.2	8			
		Course Time	8:09.0	+12.2	8	8:20.1	+15.2	=8	8:52.2	+25.0	9		25:21.3	+52.4	10			
		Penalty Time	28.5			5.8							34.3					
6	29	PANTOV Anton	KAZ			1	27:37.7	+35.4	6									6
		Cumulative Time	9:38.6	+37.3	20	18:52.6	+42.7	7							27:37.7	+35.4	6	
		Loop Time	9:38.6	+37.3	20	9:14.0	+8.1	5	8:45.1	+17.9	7							
	1	Shooting	34.0	+10.0	=20	28.0	+5.0	=16				1	1:02.0	+15.0	=17			
		Range Time	58.1	+9.3	=24	52.7	+6.6	=18					1:50.8	+13.9	=20			
		Course Time	8:10.6	+13.8	10	8:15.9	+11.0	4	8:45.1	+17.9	7		25:11.6	+42.7	5			
		Penalty Time	29.9			5.4							35.3					
8	46	KORASTYLEV Sergey	RUS			1	27:48.8	+46.5	8									8
		Cumulative Time	9:20.1	+18.8	11	19:08.7	+58.8	11							27:48.8	+46.5	8	
		Loop Time	9:20.1	+18.8	11	9:48.6	+42.7	14	8:40.1	+12.9	3							
	0	Shooting	31.0	+7.0	=10	40.0	+17.0	=40				1	1:11.0	+24.0	31			
		Range Time	55.7	+6.9	15	1:01.2	+15.1	37					1:56.9	+20.0	30			
		Course Time	8:17.6	+20.8	19	8:20.1	+15.2	=8	8:40.1	+12.9	3		25:17.8	+48.9	9			
		Penalty Time	6.8			27.3							34.1					





Competition Analysis

Rank	Bib	Name		Country	T							
Loop 1			Loop 2			Loop 3			Result	Behind	Rank	
Time	Behind	Rank	Time	Behind	Rank	Time	Behind	Rank				
9	33	DUMONT Clement			FRA				1	27:52.6	+50.3	9
Cumulative Time	9:07.0	+5.7	3	18:55.2	+45.3	8				27:52.6	+50.3	9
Loop Time	9:07.0	+5.7	3	9:48.2	+42.3	13	8:57.4	+30.2	12			
Shooting	0	33.0	+9.0 =17	1	30.0	+7.0 =22				1:03.0	+16.0	=21
Range Time		57.4	+8.6	22	54.4	+8.3	26			1:51.8	+14.9	24
Course Time	8:03.0	+6.2	4	8:23.8	+18.9	14	8:57.4	+30.2	12	25:24.2	+55.3	11
Penalty Time		6.6			30.0					36.6		
10	44	PODKORYTOV Vassiliy			KAZ				2	28:01.0	+58.7	10
Cumulative Time	10:01.2	+59.9	33	19:07.1	+57.2	10				28:01.0	+58.7	10
Loop Time	10:01.2	+59.9	33	9:05.9	0.0	1	8:53.9	+26.7	11			
Shooting	2	36.0	+12.0 =29	0	27.0	+4.0 =12				1:03.0	+16.0	=21
Range Time		59.1	+10.3 =28		48.7	+2.6	6			1:47.8	+10.9	14
Course Time	8:07.9	+11.1	7	8:12.0	+7.1	2	8:53.9	+26.7	11	25:13.8	+44.9	6
Penalty Time		54.2			5.2					59.4		
11	2	TYSHCHENKO Artem			UKR				0	28:02.6	+1:00.3	11
Cumulative Time	9:10.3	+9.0	4	18:37.0	+27.1	3				28:02.6	+1:00.3	11
Loop Time	9:10.3	+9.0	4	9:26.7	+20.8	8	9:25.6	+58.4	28			
Shooting	0	31.0	+7.0 =10	0	26.0	+3.0 =6				57.0	+10.0	=5
Range Time		54.2	+5.4	10	49.9	+3.8	10			1:44.1	+7.2	9
Course Time	8:10.1	+13.3	9	8:30.8	+25.9	18	9:25.6	+58.4	28	26:06.5	+1:37.6	19
Penalty Time		6.0			6.0					12.0		
12	42	LEGRAND Mathieu			FRA				2	28:14.0	+1:11.7	12
Cumulative Time	9:19.9	+18.6	10	19:34.1	+1:24.2	18				28:14.0	+1:11.7	12
Loop Time	9:19.9	+18.6	10	10:14.2	+1:08.3	26	8:39.9	+12.7	2			
Shooting	0	34.0	+10.0 =20	2	34.0	+11.0 =29				1:08.0	+21.0	=28
Range Time		59.1	+10.3 =28		1:00.3	+14.2 =33				1:59.4	+22.5	33
Course Time	8:14.5	+17.7	15	8:16.4	+11.5	6	8:39.9	+12.7	2	25:10.8	+41.9	4
Penalty Time		6.3			57.5					1:03.8		
13	50	NASYKO Denys			UKR				2	28:19.3	+1:17.0	13
Cumulative Time	9:18.4	+17.1	7	19:21.4	+1:11.5	13				28:19.3	+1:17.0	13
Loop Time	9:18.4	+17.1	7	10:03.0	+57.1	22	8:57.9	+30.7	14			
Shooting	0	34.0	+10.0 =20	2	26.0	+3.0 =6				1:00.0	+13.0	13
Range Time		58.4	+9.6	26	50.9	+4.8	15			1:49.3	+12.4	17
Course Time	8:13.9	+17.1	13	8:22.6	+17.7	13	8:57.9	+30.7	14	25:34.4	+1:05.5	14
Penalty Time		6.1			49.5					55.6		
14	10	IVKO Maksym			UKR				1	28:25.1	+1:22.8	14
Cumulative Time	9:18.7	+17.4	8	19:21.5	+1:11.6	14				28:25.1	+1:22.8	14
Loop Time	9:18.7	+17.4	8	10:02.8	+56.9	21	9:03.6	+36.4	15			
Shooting	0	34.0	+10.0 =20	1	41.0	+18.0 =45				1:15.0	+28.0	34
Range Time		56.3	+7.5	18	1:00.7	+14.6	36			1:57.0	+20.1	31
Course Time	8:16.5	+19.7	16	8:32.8	+27.9	19	9:03.6	+36.4	15	25:52.9	+1:24.0	16
Penalty Time		5.9			29.3					35.2		
15	19	PECHENKIN Aleksandr			RUS				4	28:29.2	+1:26.9	15
Cumulative Time	9:53.1	+51.8	27	19:47.6	+1:37.7	21				28:29.2	+1:26.9	15
Loop Time	9:53.1	+51.8	27	9:54.5	+48.6	16	8:41.6	+14.4	4			
Shooting	2	33.0	+9.0 =17	2	26.0	+3.0 =6				59.0	+12.0	=11
Range Time		53.9	+5.1	9	47.8	+1.7	3			1:41.7	+4.8	5
Course Time	8:06.0	+9.2	6	8:17.2	+12.3	7	8:41.6	+14.4	4	25:04.8	+35.9	3
Penalty Time		53.2			49.5					1:42.7		
16	13	KUTS Timur			KAZ				0	28:30.2	+1:27.9	16
Cumulative Time	9:37.3	+36.0	18	19:23.6	+1:13.7	15				28:30.2	+1:27.9	16
Loop Time	9:37.3	+36.0	18	9:46.3	+40.4	12	9:06.6	+39.4	18			
Shooting	0	41.0	+17.0 =37	0	47.0	+24.0 =47				1:28.0	+41.0	46
Range Time		1:03.9	+15.1	39	1:10.7	+24.6	48			2:14.6	+37.7	47
Course Time	8:27.0	+30.2	25	8:30.1	+25.2	17	9:06.6	+39.4	18	26:03.7	+1:34.8	17
Penalty Time		6.4			5.5					11.9		



Almaty 2017
28TH WINTER UNIVERSIADE

Alatau Cross-Country Skiing & Biathlon Complex

THU 2 FEB 2017
Start Time 13:15
End Time 14:31

Biathlon

Men's 10km Sprint



Competition Analysis

Rank	Bib	Name	Country						T			
Loop 1			Loop 2			Loop 3			Result	Behind	Rank	
	Time	Behind	Rank		Time	Behind	Rank		Time	Behind	Rank	
17	31	MYHDA Anton	UKR						1	28:34.9	+1:32.6	17
Cumulative Time	9:59.1	+57.8	31	19:30.9	+1:21.0	17						
Loop Time	9:59.1	+57.8	31	9:31.8	+25.9	9	9:04.0	+36.8	16			
Shooting	1	30.0	+6.0 =8	0	31.0	+8.0 =25	1	1:01.0	+14.0	=14		
Range Time	54.4	+5.6	11	53.2	+7.1	22		1:47.6	+10.7	13		
Course Time	8:35.8	+39.0	30	8:33.3	+28.4	20	9:04.0	+36.8	16	26:13.1	+1:44.2	22
Penalty Time	28.9			5.3						34.2		
18	15	BEREZIAT Alexandre	FRA						3	28:38.4	+1:36.1	18
Cumulative Time	10:00.9	+59.6	32	19:52.1	+1:42.2	22						
Loop Time	10:00.9	+59.6	32	9:51.2	+45.3	15	8:46.3	+19.1	8			
Shooting	2	44.0	+20.0 =40	1	40.0	+17.0 =40	3	1:24.0	+37.0	43		
Range Time	1:08.6	+19.8	45	1:05.4	+19.3	45		2:14.0	+37.1	45		
Course Time	8:01.5	+4.7	3	8:15.4	+10.5	3	8:46.3	+19.1	8	25:03.2	+34.3	2
Penalty Time	50.8			30.4						1:21.2		
19	20	RUSINOV Dmytro	UKR						1	28:40.1	+1:37.8	19
Cumulative Time	9:14.8	+13.5	6	19:17.3	+1:07.4	12						
Loop Time	9:14.8	+13.5	6	10:02.5	+56.6	20	9:22.8	+55.6	27			
Shooting	0	30.0	+6.0 =8	1	38.0	+15.0 =37	1	1:08.0	+21.0	=28		
Range Time	54.9	+6.1	=12	1:03.2	+17.1	40		1:58.1	+21.2	32		
Course Time	8:13.6	+16.8	11	8:29.7	+24.8	16	9:22.8	+55.6	27	26:06.1	+1:37.2	18
Penalty Time	6.3			29.6						35.9		
20	32	BRAUN Maxim	KAZ						2	29:09.6	+2:07.3	20
Cumulative Time	9:42.2	+40.9	21	19:47.2	+1:37.3	20						
Loop Time	9:42.2	+40.9	21	10:05.0	+59.1	23	9:22.4	+55.2	26			
Shooting	1	31.0	+7.0 =10	1	26.0	+3.0 =6	2	57.0	+10.0	=5		
Range Time	56.6	+7.8	20	52.0	+5.9	=16		1:48.6	+11.7	16		
Course Time	8:14.3	+17.5	14	8:41.1	+36.2	26	9:22.4	+55.2	26	26:17.8	+1:48.9	23
Penalty Time	31.3			31.9						1:03.2		
21	36	JOUTY Baptiste	FRA						4	29:17.0	+2:14.7	21
Cumulative Time	10:11.9	+1:10.6	35	20:19.4	+2:09.5	28						
Loop Time	10:11.9	+1:10.6	35	10:07.5	+1:01.6	24	8:57.6	+30.4	13			
Shooting	2	35.0	+11.0 =27	2	27.0	+4.0 =12	4	1:02.0	+15.0	=17		
Range Time	1:00.7	+11.9	31	50.6	+4.5	13		1:51.3	+14.4	23		
Course Time	8:17.3	+20.5	18	8:21.3	+16.4	11	8:57.6	+30.4	13	25:36.2	+1:07.3	15
Penalty Time	53.9			55.6						1:49.5		
22	28	FILIP Bartlomiej	POL						0	29:24.3	+2:22.0	22
Cumulative Time	9:28.9	+27.6	14	19:29.8	+1:19.9	16						
Loop Time	9:28.9	+27.6	14	10:00.9	+55.0	18	9:54.5	+1:27.3	37			
Shooting	0	34.0	+10.0 =20	0	30.0	+7.0 =22	0	1:04.0	+17.0	25		
Range Time	56.5	+7.7	19	53.8	+7.7	24		1:50.3	+13.4	19		
Course Time	8:27.2	+30.4	26	9:01.9	+57.0	33	9:54.5	+1:27.3	37	27:23.6	+2:54.7	33
Penalty Time	5.2			5.2						10.4		
23	23	BURIAN Jan	CZE						3	29:28.3	+2:26.0	23
Cumulative Time	9:47.8	+46.5	22	20:15.1	+2:05.2	26						
Loop Time	9:47.8	+46.5	22	10:27.3	+1:21.4	30	9:13.2	+46.0	22			
Shooting	1	55.0	+31.0 49	2	28.0	+5.0 =16	3	1:23.0	+36.0	=41		
Range Time	1:00.4	+11.6	30	53.3	+7.2	23		1:53.7	+16.8	=26		
Course Time	8:18.7	+21.9	21	8:38.2	+33.3	23	9:13.2	+46.0	22	26:10.1	+1:41.2	20
Penalty Time	28.7			55.8						1:24.5		
24	24	KOSZTOLANYI Ondrej	SVK						2	29:29.3	+2:27.0	24
Cumulative Time	9:52.4	+51.1	26	20:13.1	+2:03.2	25						
Loop Time	9:52.4	+51.1	26	10:20.7	+1:14.8	28	9:16.2	+49.0	24			
Shooting	1	25.0	+1.0 2	1	34.0	+11.0 =29	2	59.0	+12.0	=11		
Range Time	48.8	0.0	1	57.0	+10.9	=28		1:45.8	+8.9	12		
Course Time	8:35.3	+38.5	29	8:54.4	+49.5	30	9:16.2	+49.0	24	26:45.9	+2:17.0	28
Penalty Time	28.3			29.3						57.6		



Competition Analysis

Rank	Bib	Name	Country						T			
Loop 1			Loop 2			Loop 3			Result	Behind	Rank	
Time	Behind	Rank	Time	Behind	Rank	Time	Behind	Rank				
25	22	ORPANA Sami	FIN						3	29:32.8	+2:30.5	25
Cumulative Time	9:58.4	+57.1	30	20:22.5	+2:12.6	29			29:32.8	+2:30.5	25	
Loop Time	9:58.4	+57.1	30	10:24.1	+1:18.2	29	9:10.3	+43.1	21			
Shooting	1	36.0	+12.0 =29	2	31.0	+8.0 =25	3	1:07.0	+20.0	27		
Range Time	1:01.0	+12.2	=32	53.9	+7.8	25			1:54.9	+18.0	29	
Course Time	8:27.3	+30.5	27	8:34.9	+30.0	21	9:10.3	+43.1	21	26:12.5	+1:43.6	21
Penalty Time	30.1			55.3					1:25.4			
26	45	RAMANOUSKI Maksim	BLR						1	29:33.8	+2:31.5	26
Cumulative Time	10:22.7	+1:21.4	36	20:17.9	+2:08.0	27			29:33.8	+2:31.5	26	
Loop Time	10:22.7	+1:21.4	36	9:55.2	+49.3	17	9:15.9	+48.7	23			
Shooting	1	51.0	+27.0	48	0	41.0	+18.0	=45	1	1:32.0	+45.0	48
Range Time	1:12.7	+23.9	49	1:03.4	+17.3	41			2:16.1	+39.2	48	
Course Time	8:40.2	+43.4	35	8:46.4	+41.5	29	9:15.9	+48.7	23	26:42.5	+2:13.6	27
Penalty Time	29.8			5.4					35.2			
27	37	TOLAR David	CZE						2	29:36.5	+2:34.2	27
Cumulative Time	9:37.6	+36.3	19	20:05.4	+1:55.5	23			29:36.5	+2:34.2	27	
Loop Time	9:37.6	+36.3	19	10:27.8	+1:21.9	31	9:31.1	+1:03.9	=30			
Shooting	0	31.0	+7.0 =10	2	26.0	+3.0 =6	2	57.0	+10.0	=5		
Range Time	53.2	+4.4	8	48.6	+2.5	5			1:41.8	+4.9	6	
Course Time	8:38.9	+42.1	=33	8:45.7	+40.8	28	9:31.1	+1:03.9	=30	26:55.7	+2:26.8	31
Penalty Time	5.5			53.5					59.0			
28	48	MORIEV Okeksandr	UKR						2	29:38.3	+2:36.0	28
Cumulative Time	9:21.2	+19.9	13	20:07.0	+1:57.1	24			29:38.3	+2:36.0	28	
Loop Time	9:21.2	+19.9	13	10:45.8	+1:39.9	34	9:31.3	+1:04.1	32			
Shooting	0	28.0	+4.0	5	2	28.0	+5.0	=16	2	56.0	+9.0	4
Range Time	52.6	+3.8	6	49.4	+3.3	8			1:42.0	+5.1	7	
Course Time	8:22.0	+25.2	22	8:59.3	+54.4	32	9:31.3	+1:04.1	32	26:52.6	+2:23.7	30
Penalty Time	6.6			57.1					1:03.7			
29	25	BRANDT Oskar	SWE						0	29:40.8	+2:38.5	29
Cumulative Time	9:31.2	+29.9	15	19:42.4	+1:32.5	19			29:40.8	+2:38.5	29	
Loop Time	9:31.2	+29.9	15	10:11.2	+1:05.3	25	9:58.4	+1:31.2	39			
Shooting	0	34.0	+10.0 =20	0	27.0	+4.0 =12	0	1:01.0	+14.0	=14		
Range Time	58.1	+9.3	=24	52.7	+6.6	=18			1:50.8	+13.9	=20	
Course Time	8:26.7	+29.9	24	9:12.6	+1:07.7	39	9:58.4	+1:31.2	39	27:37.7	+3:08.8	36
Penalty Time	6.4			5.9					12.3			
30	6	VITENKO Vladislav	KAZ						3	29:45.0	+2:42.7	30
Cumulative Time	11:03.4	+2:02.1	43	20:38.8	+2:28.9	32			29:45.0	+2:42.7	30	
Loop Time	11:03.4	+2:02.1	43	9:35.4	+29.5	10	9:06.2	+39.0	17			
Shooting	3	41.0	+17.0 =37	0	25.0	+2.0 =2	3	1:06.0	+19.0	26		
Range Time	1:05.2	+16.4	43	49.5	+3.4	9			1:54.7	+17.8	28	
Course Time	8:36.0	+39.2	31	8:40.1	+35.2	24	9:06.2	+39.0	17	26:22.3	+1:53.4	24
Penalty Time	1:22.2			5.8					1:28.0			
31	4	LIPAI Yauheni	BLR						3	30:02.4	+3:00.1	31
Cumulative Time	9:32.6	+31.3	16	20:33.0	+2:23.1	31			30:02.4	+3:00.1	31	
Loop Time	9:32.6	+31.3	16	11:00.4	+1:54.5	36	9:29.4	+1:02.2	29			
Shooting	0	27.0	+3.0 =3	3	30.0	+7.0 =22	3	57.0	+10.0	=5		
Range Time	49.2	+0.4	2	52.0	+5.9	=16			1:41.2	+4.3	4	
Course Time	8:38.0	+41.2	32	8:45.0	+40.1	27	9:29.4	+1:02.2	29	26:52.4	+2:23.5	29
Penalty Time	5.4			1:23.4					1:28.8			
32	5	OLSSON Per Victor	SWE						4	30:07.8	+3:05.5	32
Cumulative Time	10:39.8	+1:38.5	40	20:58.2	+2:48.3	36			30:07.8	+3:05.5	32	
Loop Time	10:39.8	+1:38.5	40	10:18.4	+1:12.5	27	9:09.6	+42.4	20			
Shooting	2	37.0	+13.0 =31	2	25.0	+2.0 =2	4	1:02.0	+15.0	=17		
Range Time	1:01.6	+12.8	35	49.2	+3.1	7			1:50.8	+13.9	=20	
Course Time	8:44.4	+47.6	36	8:37.1	+32.2	22	9:09.6	+42.4	20	26:31.1	+2:02.2	25
Penalty Time	53.8			52.1					1:45.9			



Competition Analysis

Rank	Bib	Name	Country						T						
Loop 1			Loop 2			Loop 3			Result	Behind	Rank				
	Time	Behind	Rank		Time	Behind	Rank		Time	Behind	Rank				
33	49	MIADZIUKHA Uladzislau	BLR						1	30:11.2	+3:08.9	33			
Cumulative Time	10:39.0	+1:37.7	39		20:40.1	+2:30.2	33								
Loop Time	10:39.0	+1:37.7	39		10:01.1	+55.2	19		9:31.1	+1:03.9	=30				
Shooting	1	35.0	+11.0	=27	0	27.0	+4.0	=12	1	1:02.0	+15.0	=17			
Range Time		59.0	+10.2	27		50.4	+4.3	12		1:49.4	+12.5	18			
Course Time	9:07.7	+1:10.9	42		9:05.5	+1:00.6	35		9:31.1	+1:03.9	=30				
Penalty Time	32.3				5.2							37.5			
34	30	MALUKHA Raman	BLR						1	30:20.1	+3:17.8	34			
Cumulative Time	9:56.9	+55.6	29		20:27.3	+2:17.4	30					30:20.1	+3:17.8	34	
Loop Time	9:56.9	+55.6	29		10:30.4	+1:24.5	32		9:52.8	+1:25.6	36				
Shooting	0	40.0	+16.0	36	1	38.0	+15.0	=37	1	1:18.0	+31.0	=35			
Range Time		1:02.9	+14.1	38		1:00.5	+14.4	35		2:03.4	+26.5	37			
Course Time	8:47.8	+51.0	37		8:57.5	+52.6	31		9:52.8	+1:25.6	36		27:38.1	+3:09.2	37
Penalty Time	6.2				32.4								38.6		
35	34	JURCZAK Tomasz	POL						4	30:29.7	+3:27.4	35			
Cumulative Time	10:02.6	+1:01.3	34		21:10.0	+3:00.1	38					30:29.7	+3:27.4	35	
Loop Time	10:02.6	+1:01.3	34		11:07.4	+2:01.5	39		9:19.7	+52.5	25				
Shooting	1	44.0	+20.0	=40	3	47.0	+24.0	=47	4	1:31.0	+44.0	47			
Range Time		1:02.4	+13.6	36		1:08.1	+22.0	47		2:10.5	+33.6	42			
Course Time	8:31.7	+34.9	28		8:40.8	+35.9	25		9:19.7	+52.5	25		26:32.2	+2:03.3	26
Penalty Time	28.5				1:18.5								1:47.0		
36	39	HUILLIER Yohan	FRA						3	30:45.0	+3:42.7	36			
Cumulative Time	9:20.9	+19.6	12		20:44.8	+2:34.9	34					30:45.0	+3:42.7	36	
Loop Time	9:20.9	+19.6	12		11:23.9	+2:18.0	42		10:00.2	+1:33.0	41				
Shooting	0	31.0	+7.0	=10	3	32.0	+9.0	28	3	1:03.0	+16.0	=21			
Range Time		56.7	+7.9	21		57.0	+10.9	=28		1:53.7	+16.8	=26			
Course Time	8:17.7	+20.9	20		9:02.2	+57.3	34		10:00.2	+1:33.0	41		27:20.1	+2:51.2	32
Penalty Time	6.5				1:24.7								1:31.2		
37	1	KUBALIAK Michal	SVK						3	30:51.8	+3:49.5	37			
Cumulative Time	9:47.9	+46.6	23		20:50.9	+2:41.0	35					30:51.8	+3:49.5	37	
Loop Time	9:47.9	+46.6	23		11:03.0	+1:57.1	38		10:00.9	+1:33.7	42				
Shooting	1	29.0	+5.0	=6	2	28.0	+5.0	=16	3	57.0	+10.0	=5			
Range Time		52.9	+4.1	7		52.8	+6.7	20		1:45.7	+8.8	11			
Course Time	8:24.6	+27.8	23		9:09.1	+1:04.2	37		10:00.9	+1:33.7	42		27:34.6	+3:05.7	35
Penalty Time	30.4				1:01.1								1:31.5		
38	7	SIDOROWICZ Lukas	POL						2	30:59.9	+3:57.6	38			
Cumulative Time	9:49.7	+48.4	25		21:02.8	+2:52.9	37					30:59.9	+3:57.6	38	
Loop Time	9:49.7	+48.4	25		11:13.1	+2:07.2	40		9:57.1	+1:29.9	38				
Shooting	0	43.0	+19.0	39	2	35.0	+12.0	=32	2	1:18.0	+31.0	=35			
Range Time		1:04.7	+15.9	40		1:00.3	+14.2	=33		2:05.0	+28.1	38			
Course Time	8:38.9	+42.1	=33		9:13.6	+1:08.7	40		9:57.1	+1:29.9	38		27:49.6	+3:20.7	39
Penalty Time	6.1				59.2								1:05.3		
39	41	PIASECKI Marcin	POL						4	31:13.7	+4:11.4	39			
Cumulative Time	10:41.3	+1:40.0	41		21:42.2	+3:32.3	41					31:13.7	+4:11.4	39	
Loop Time	10:41.3	+1:40.0	41		11:00.9	+1:55.0	37		9:31.5	+1:04.3	33				
Shooting	2	39.0	+15.0	35	2	31.0	+8.0	=25	4	1:10.0	+23.0	30			
Range Time		57.6	+8.8	23		56.0	+9.9	27		1:53.6	+16.7	25			
Course Time	8:48.0	+51.2	38		9:07.2	+1:02.3	36		9:31.5	+1:04.3	33		27:26.7	+2:57.8	34
Penalty Time	55.7				57.7								1:53.4		
40	16	BOYD-PORTER Seamus	CAN						3	31:29.4	+4:27.1	40			
Cumulative Time	10:56.1	+1:54.8	42		21:36.9	+3:27.0	40					31:29.4	+4:27.1	40	
Loop Time	10:56.1	+1:54.8	42		10:40.8	+1:34.9	33		9:52.5	+1:25.3	35				
Shooting	2	45.0	+21.0	=42	1	36.0	+13.0	=34	3	1:21.0	+34.0	39			
Range Time		1:09.0	+20.2	46		58.2	+12.1	=31		2:07.2	+30.3	40			
Course Time	8:50.4	+53.6	39		9:11.1	+1:06.2	38		9:52.5	+1:25.3	35		27:54.0	+3:25.1	40
Penalty Time	56.7				31.5								1:28.2		



Almaty 2017
28TH WINTER UNIVERSIADE

Alatau Cross-Country Skiing & Biathlon Complex

THU 2 FEB 2017
Start Time 13:15
End Time 14:31

Biathlon

Men's 10km Sprint



Competition Analysis

Rank	Bib	Name	Country			T			Result			Behind	Rank			
			Loop 1			Loop 2			Loop 3							
			Time	Behind	Rank	Time	Behind	Rank	Time	Behind	Rank					
41	17	JOUKAL Lukas	CZE			3	31:43.2			+4:40.9	41					
Cumulative Time			11:10.9	+2:09.6	44	21:58.5	+3:48.6	43	31:43.2			+4:40.9	41			
Loop Time			11:10.9	+2:09.6	44	10:47.6	+1:41.7	35	9:44.7	+1:17.5	34					
Shooting	2	45.0	+21.0	=42	1	34.0	+11.0	=29	3	1:19.0			+32.0	38		
Range Time		1:02.7	+13.9	37		57.7	+11.6	30	2:00.4			+23.5	36			
Course Time		9:15.0	+1:18.2	43		9:19.8	+1:14.9	41	9:44.7	+1:17.5	34	28:19.5			+3:50.6	41
Penalty Time		53.2				30.1			1:23.3							
42	40	LONSKY Henrich	SVK			3	31:49.4			+4:47.1	42					
Cumulative Time			9:55.9	+54.6	28	21:35.9	+3:26.0	39	31:49.4			+4:47.1	42			
Loop Time			9:55.9	+54.6	28	11:40.0	+2:34.1	43	10:13.5	+1:46.3	43					
Shooting	0	24.0	0.0	1	3	23.0	0.0	1	3	47.0			0.0	1		
Range Time		49.5	+0.7	3		50.0	+3.9	11	1:39.5			+2.6	3			
Course Time		9:00.3	+1:03.5	41		9:22.8	+1:17.9	42	10:13.5	+1:46.3	43	28:36.6			+4:07.7	43
Penalty Time		6.1				1:27.2			1:33.3							
43	43	PELTONIEMI Lauri	FIN			4	32:28.1			+5:25.8	43					
Cumulative Time			10:37.5	+1:36.2	37	22:28.1	+4:18.2	44	32:28.1			+5:25.8	43			
Loop Time			10:37.5	+1:36.2	37	11:50.6	+2:44.7	45	10:00.0	+1:32.8	40					
Shooting	1	47.0	+23.0	47	3	36.0	+13.0	=34	4	1:23.0			+36.0	=41		
Range Time		1:05.3	+16.5	44		1:02.1	+16.0	39	2:07.4			+30.5	41			
Course Time		8:59.2	+1:02.4	40		9:23.0	+1:18.1	43	10:00.0	+1:32.8	40	28:22.2			+3:53.3	42
Penalty Time		33.0				1:25.5			1:58.5							
44	18	KIM Cheolyoung	KOR			1	32:39.6			+5:37.3	44					
Cumulative Time			10:38.2	+1:36.9	38	21:57.5	+3:47.6	42	32:39.6			+5:37.3	44			
Loop Time			10:38.2	+1:36.9	38	11:19.3	+2:13.4	41	10:42.1	+2:14.9	44					
Shooting	0	38.0	+14.0	=33	1	47.0	+24.0	=47	1	1:25.0			+38.0	44		
Range Time		1:04.9	+16.1	=41		1:13.0	+26.9	49	2:17.9			+41.0	49			
Course Time		9:25.8	+1:29.0	44		9:34.7	+1:29.8	44	10:42.1	+2:14.9	44	29:42.6			+5:13.7	44
Penalty Time		7.5				31.6			39.1							
45	35	ECCLESTON Sasha	CAN			3	34:46.2			+7:43.9	45					
Cumulative Time			11:19.2	+2:17.9	46	23:38.4	+5:28.5	45	34:46.2			+7:43.9	45			
Loop Time			11:19.2	+2:17.9	46	12:19.2	+3:13.3	46	11:07.8	+2:40.6	48					
Shooting	1	1:13.0	+49.0	51	2	38.0	+15.0	=37	3	1:51.0			+1:04.0	51		
Range Time		1:01.0	+12.2	=32		1:05.0	+18.9	44	2:06.0			+29.1	39			
Course Time		9:46.0	+1:49.2	46		10:13.7	+2:08.8	47	11:07.8	+2:40.6	48	31:07.5			+6:38.6	47
Penalty Time		32.2				1:00.5			1:32.7							
46	11	FLANAGAN Jeremy	AUS			3	34:47.3			+7:45.0	46					
Cumulative Time			11:39.4	+2:38.1	48	23:59.9	+5:50.0	47	34:47.3			+7:45.0	46			
Loop Time			11:39.4	+2:38.1	48	12:20.5	+3:14.6	47	10:47.4	+2:20.2	46					
Shooting	1	46.0	+22.0	46	2	40.0	+17.0	=40	3	1:26.0			+39.0	45		
Range Time		1:10.5	+21.7	47		1:03.6	+17.5	42	2:14.1			+37.2	46			
Course Time		9:53.2	+1:56.4	48		10:10.6	+2:05.7	46	10:47.4	+2:20.2	46	30:51.2			+6:22.3	46
Penalty Time		35.7				1:06.3			1:42.0							
47	14	MATVEEV Nikolai	KGZ			2	35:08.8			+8:06.5	47					
Cumulative Time			12:37.2	+3:35.9	51	24:19.1	+6:09.2	48	35:08.8			+8:06.5	47			
Loop Time			12:37.2	+3:35.9	51	11:41.9	+2:36.0	44	10:49.7	+2:22.5	47					
Shooting	2	58.0	+34.0	50	0	48.0	+25.0	50	2	1:46.0			+59.0	50		
Range Time		1:20.4	+31.6	51		1:13.1	+27.0	50	2:33.5			+56.6	51			
Course Time		10:13.6	+2:16.8	51		10:23.1	+2:18.2	48	10:49.7	+2:22.5	47	31:26.4			+6:57.5	48
Penalty Time		1:03.2				5.7			1:08.9							
48	47	KIM Jusung	KOR			1	35:33.9			+8:31.6	48					
Cumulative Time			11:19.7	+2:18.4	47	23:51.9	+5:42.0	46	35:33.9			+8:31.6	48			
Loop Time			11:19.7	+2:18.4	47	12:32.2	+3:26.3	48	11:42.0	+3:14.8	51					
Shooting	0	45.0	+21.0	=42	1	37.0	+14.0	36	1	1:22.0			+35.0	40		
Range Time		1:12.0	+23.2	48		1:01.8	+15.7	38	2:13.8			+36.9	44			
Course Time		10:00.1	+2:03.3	49		10:51.1	+2:46.2	51	11:42.0	+3:14.8	51	32:33.2			+8:04.3	51
Penalty Time		7.6				39.3			46.9							





Competition Analysis

Rank	Bib	Name	Country						T						
			Loop 1			Loop 2			Loop 3			Result	Behind	Rank	
			Time	Behind	Rank	Time	Behind	Rank	Time	Behind	Rank				
49	12	BUKI Adam	HUN						7	36:22.2	+9:19.9	49			
Cumulative Time			11:52.2	+2:50.9	49	25:38.4	+7:28.5	49				36:22.2	+9:19.9	49	
Loop Time			11:52.2	+2:50.9	49	13:46.2	+4:40.3	49	10:43.8	+2:16.6	45				
Shooting	2		45.0	+21.0	=42	5	51.0	+28.0	51			7	1:36.0	+49.0	49
Range Time			1:13.3	+24.5	50	1:14.0	+27.9	51					2:27.3	+50.4	50
Course Time			9:38.0	+1:41.2	45	10:01.1	+1:56.2	45	10:43.8	+2:16.6	45		30:22.9	+5:54.0	45
Penalty Time			1:00.9			2:31.1							3:32.0		
50	51	MILLS Reagan	CAN						4	37:40.8	+10:38.5	50			
Cumulative Time			11:18.3	+2:17.0	45	26:07.6	+7:57.7	50				4	37:40.8	+10:38.5	50
Loop Time			11:18.3	+2:17.0	45	14:49.3	+5:43.4	51	11:33.2	+3:06.0	50				
Shooting	1		32.0	+8.0	=15	3	40.0	+17.0	=40			4	1:12.0	+25.0	=32
Range Time			56.0	+7.2	=16		1:03.9	+17.8	43				1:59.9	+23.0	35
Course Time			9:47.9	+1:51.1	47	10:42.7	+2:37.8	49	11:33.2	+3:06.0	50		32:03.8	+7:34.9	49
Penalty Time			34.4			3:02.7							3:37.1		
51	26	FLANAGAN Tim	AUS						6	37:55.9	+10:53.6	51			
Cumulative Time			12:20.3	+3:19.0	50	26:32.9	+8:23.0	51				6	37:55.9	+10:53.6	51
Loop Time			12:20.3	+3:19.0	50	14:12.6	+5:06.7	50	11:23.0	+2:55.8	49				
Shooting	2		38.0	+14.0	=33	4	40.0	+17.0	=40			6	1:18.0	+31.0	=35
Range Time			1:04.9	+16.1	=41		1:07.6	+21.5	46				2:12.5	+35.6	43
Course Time			10:08.8	+2:12.0	50	10:50.3	+2:45.4	50	11:23.0	+2:55.8	49		32:22.1	+7:53.2	50
Penalty Time			1:06.6			2:14.7							3:21.3		

Jury Decisions

Time adjustment

50	51	MILLS Reagan	CAN						+2:00.0	IBU DR 5.5.a
-----------	-----------	---------------------	------------	--	--	--	--	--	----------------	---------------------

Did Not Start

3	MANN Taj Isaac	CAN					
----------	-----------------------	------------	--	--	--	--	--

Legend:	= Equal sign indicates that two or more competitors share the same rank	T Total penalties
----------------	-------------------------------------------------------------------------	-------------------



Final Results - Competition Data Summary

Participation

Number of Entries	52
Did Not Start	1
Did Not Finish	0
Disqualified	0
Disqualified for unsportsmanlike behaviour	0
Ranked Competitors	51

Weather Conditions

	30 min. before Start	At Start Time	30 min. after Start	At End Time
Weather	Sunny	Sunny	Sunny	Sunny
Snow Condition	Packed	Packed	Packed	Packed
Snow Temperature	-2.0 °C / 28.4 °F	-1.0 °C / 30.2 °F	-1.0 °C / 30.2 °F	-1.0 °C / 30.2 °F
Air Temperature	-2.0 °C / 28.4 °F	0.0 °C / 32.0 °F	0.0 °C / 32.0 °F	0.0 °C / 32.0 °F
Humidity	91 %	93 %	94 %	93 %
Wind Direction/Speed	NW / 0.0 m/s	NW / 1.0 m/s	NW / 0.0 m/s	NW / 0.0 m/s

Jury Information

IBU Technical Delegate	WOLF Karl-Heinz (GER)
FISU Technical Delegate	RYBAR Ondrej (CZE)
Competition Chief	RAIS Khairutdinov (KAZ)
Member	NIVEN Lowell Gordon (CAN)
Member	VIGNERON Florie (FRA)

Course Information

3.3km blue	
Total Course Length	10140m
Height Difference (HD)	52m
Max. Climb (MM)	18m
Total Climb (MT)	333m

Jury decisions

Bib 51 MILLS Reagan (CAN) TIME ADJUSTMENT +2:00.0 IBU DR 5.5.a

IBU Technical Delegate	FISU Technical Delegate
WOLF Karl-Heinz (GER)	RYBAR Ondrej (CZE)

Legend:
DR Disciplinary Rules NW Northwest



Almaty 2017

28TH WINTER UNIVERSIADE



BIATHLON

Men's 12.5km Pursuit



Final Results

Rank	Bib	Name	Country	Start Behind	P	P	S	S	T	Result / Behind
1	8	KORASTYLEV Sergey	RUS	0:47	0	0	0	0	0	32:08.3
2	2	IVANOV Dmitrii	RUS	0:22	2	0	1	0	3	+10.9
3	1	SUCHILOV Semen	RUS	0:00	1	0	1	0	2	+18.6
4	6	LATYPOV Eduard	RUS	0:35	2	0	0	1	3	+33.0
5	12	LEGRAND Mathieu	FRA	1:12	1	0	0	0	1	+50.9
6	5	POVARNITSYN Alexander	RUS	0:31	1	1	0	2	4	+56.0
7	7	PANTOV Anton	KAZ	0:35	1	1	1	0	3	+58.5
8	3	YERYOMIN Roman	KAZ	0:22	2	2	0	1	5	+1:11.4
9	10	PODKORYTOV Vassiliy	KAZ	0:59	1	2	0	0	3	+1:17.2
10	9	DUMONT Clement	FRA	0:50	1	1	1	0	3	+1:33.3
11	14	IVKO Maksym	UKR	1:23	1	0	0	0	1	+2:17.0
12	11	TYSHCHENKO Artem	UKR	1:00	2	1	1	0	4	+2:44.7
13	13	NASYKO Denys	UKR	1:17	1	0	2	2	5	+2:50.1
14	20	BRAUN Maxim	KAZ	2:07	2	0	0	1	3	+2:55.8
15	21	JOUTY Baptiste	FRA	2:15	1	0	1	2	4	+2:58.4
16	18	BEREZIAT Alexandre	FRA	1:36	0	1	2	2	5	+3:06.7
17	16	KUTS Timur	KAZ	1:28	0	1	1	2	4	+3:13.4
18	25	ORPANA Sami	FIN	2:31	0	0	1	0	1	+3:15.8
19	17	MYHDA Anton	UKR	1:33	2	0	1	1	4	+3:21.4
20	19	RUSINOV Dmytro	UKR	1:38	0	3	0	0	3	+3:28.4
21	29	BRANDT Oskar	SWE	2:39	0	0	1	2	3	+3:53.4
22	23	BURIAN Jan	CZE	2:26	0	0	1	3	4	+3:53.4
23	15	PECHENKIN Aleksandr	RUS	1:27	3	1	0	3	7	+3:56.4
23	30	VITENKO Vladislav	KAZ	2:43	1	1	2	1	5	+3:56.4
25	4	CHAVOUTIER Dany	FRA	0:29	1	1	3	3	8	+4:24.6
26	26	RAMANOUSKI Maksim	BLR	2:32	1	0	0	1	2	+4:27.3
27	28	MORIEV Okeksandr	UKR	2:36	0	1	1	1	3	+4:49.1
28	27	TOLAR David	CZE	2:34	0	1	2	1	4	+4:51.4
29	36	HUILLIER Yohan	FRA	3:43	3	2	0	0	5	+6:06.7
30	32	OLSSON Per Victor	SWE	3:06	1	4	0	2	7	+6:06.7
31	31	LIPAI Yauheni	BLR	3:00	0	3	2	1	6	+6:19.8
32	24	KOSZTOLANYI Ondrej	SVK	2:27	2	0	2	1	5	+6:34.3
33	34	MALUKHA Raman	BLR	3:18	1	1	2	0	4	+6:49.3
34	22	FILIP Bartlomiej	POL	2:22	2	2	1	0	5	+7:08.1
35	42	LONSKY Henrich	SVK	4:47	1	0	2	2	5	+8:55.9

Lapped

33	MIADZIUKHA Uladzislau	BLR	3:09	3	0	3			
35	JURCZAK Tomasz	POL	3:27	4	2	2			
37	KUBALIAK Michal	SVK	3:50	2	2	1			
38	SIDOROWICZ Lukasz	POL	3:58	2	2	1			
39	PIASECKI Marcin	POL	4:11	0	1	3			
40	BOYD-PORTER Seamus	CAN	4:27	4					
41	JOUKAL Lukas	CZE	4:41	1	1	3			
43	PELTONIEMI Lauri	FIN	5:26	2	1	2			
44	KIM Cheolyoung	KOR	5:37	2	1				
45	ECCLESTON Sasha	CAN	7:44	0	1				
46	FLANAGAN Jeremy	AUS	7:45	4					
47	MATVEEV Nikolai	KGZ	8:07	1	2				
48	KIM Jusung	KOR	8:32	1	2				
49	BUKI Adam	HUN	9:20	2	3				
50	MILLS Reagan	CAN	10:39	0	2				
51	FLANAGAN Tim	AUS	10:54	1					

Legend:

P Prone **S** Standing **T** Total penalties



Competition Analysis

Rank	Bib	Name	Country		T				
		Loop 1	Loop 2	Loop 3	Loop 4	Loop 5	Result	Behind	Rank
		Time	Rank	Time	Rank	Time	Rank	Time	Rank
40		BOYD-PORTER Seamus	CAN						
Cumulative Time	13:27.3	+6:36.1	43						
Loop Time	9:00.3	+2:40.3	50						
Shooting	4	42.0	+17.0	=44					
Range Time	1:03.5	+17.6	45						
Course Time	6:04.0	+55.5	42						
Penalty Time	1:52.8								
41		JOUKAL Lukas	CZE						
Cumulative Time	12:13.6	+5:22.4	41	19:34.5	+6:14.6	41	27:47.1	+7:58.4	41
Loop Time	7:32.6	+1:12.6	39	7:20.9	+1:07.7	32	8:12.6	+2:04.3	40
Shooting	1	36.0	+11.0	=32	1	35.0	+9.0	=21	3
Range Time	58.7	+12.8	=34	56.3	+8.5	=18	54.2	+13.5	=33
Course Time	6:04.9	+56.4	43	5:55.8	+41.0	38	6:00.6	+44.0	39
Penalty Time	29.0			28.8			1:17.8		
43		PELTONIEMI Lauri	FIN						
Cumulative Time	13:04.7	+6:13.5	42	20:32.6	+7:12.7	42	28:23.6	+8:34.9	42
Loop Time	7:38.7	+1:18.7	42	7:27.9	+1:14.7	35	7:51.0	+1:42.7	38
Shooting	2	35.0	+10.0	=28	1	30.0	+4.0	=6	2
Range Time	56.0	+10.1	28	53.4	+5.6	12	58.1	+17.4	39
Course Time	5:48.0	+39.5	37	6:04.0	+49.2	42	5:58.9	+42.3	36
Penalty Time	54.7			30.5			54.0		
44		KIM Cheolyoung	KOR						
Cumulative Time	13:43.3	+6:52.1	44	21:44.3	+8:24.4	43			
Loop Time	8:06.3	+1:46.3	46	8:01.0	+1:47.8	42			
Shooting	2	43.0	+18.0	=48	1	41.0	+15.0	=40	
Range Time	1:05.9	+20.0	=48	1:04.4	+16.6	44			
Course Time	6:07.5	+59.0	45	6:22.8	+1:08.0	44			
Penalty Time	52.9			33.8					
45		ECCLESTON Sasha	CAN						
Cumulative Time	15:05.2	+8:14.0	45	23:12.8	+9:52.9	44			
Loop Time	7:21.2	+1:01.2	35	8:07.6	+1:54.4	43			
Shooting	0	31.0	+6.0	=13	1	33.0	+7.0	=13	
Range Time	55.0	+9.1	24	57.0	+9.2	25			
Course Time	6:20.8	+1:12.3	50	6:37.2	+1:22.4	47			
Penalty Time	5.4			33.4					
46		FLANAGAN Jeremy	AUS						
Cumulative Time	17:10.4	+10:19.2	48						
Loop Time	9:25.4	+3:05.4	51						
Shooting	4	42.0	+17.0	=44					
Range Time	1:06.0	+20.1	50						
Course Time	6:17.7	+1:09.2	48						
Penalty Time	2:01.7								
47		MATVEEV Nikolai	KGZ						
Cumulative Time	16:01.6	+9:10.4	46	24:53.7	+11:33.8	46			
Loop Time	7:54.6	+1:34.6	43	8:52.1	+2:38.9	47			
Shooting	1	43.0	+18.0	=48	2	48.0	+22.0	46	
Range Time	1:05.9	+20.0	=48	1:12.8	+25.0	47			
Course Time	6:19.1	+1:10.6	49	6:39.6	+1:24.8	48			
Penalty Time	29.6			59.7					
48		KIM Jusung	KOR						
Cumulative Time	16:09.2	+9:18.0	47	24:48.5	+11:28.6	45			
Loop Time	7:37.2	+1:17.2	41	8:39.3	+2:26.1	46			
Shooting	1	34.0	+9.0	=24	2	40.0	+14.0	=36	
Range Time	57.4	+11.5	33	1:05.9	+18.1	45			
Course Time	6:07.0	+58.5	44	6:32.0	+1:17.2	45			
Penalty Time	32.8			1:01.4					



Competition Analysis

Rank	Bib	Name	Country		T				
		Loop 1	Loop 2	Loop 3	Loop 4	Loop 5	Result	Behind	Rank
		Time	Rank	Time	Rank	Time	Rank	Time	Rank
49		BUKI Adam	HUN						
Cumulative Time	17:39.5	+10:48.3	50	26:40.2	+13:20.3	48			
Loop Time	8:19.5	+1:59.5	48	9:00.7	+2:47.5	48			
Shooting	2	44.0	+19.0	50	3	55.0	+29.0	47	
Range Time	1:07.8	+21.9	51	1:18.0	+30.2	48			
Course Time	6:13.9	+1:05.4	47	6:13.9	+59.1	43			
Penalty Time	57.8			1:28.8					
50		MILLS Reagan	CAN						
Cumulative Time	17:38.9	+10:47.7	49	26:09.3	+12:49.4	47			
Loop Time	6:59.9	+39.9	23	8:30.4	+2:17.2	45			
Shooting	0	35.0	+10.0	=28	2	38.0	+12.0	=30	
Range Time	51.6	+5.7	13	58.6	+10.8	31			
Course Time	6:03.0	+54.5	41	6:34.6	+1:19.8	46			
Penalty Time	5.3			57.2					
51		FLANAGAN Tim	AUS						
Cumulative Time	18:54.3	+12:03.1	51						
Loop Time	8:00.3	+1:40.3	45						
Shooting	1	40.0	+15.0	41					
Range Time	1:03.7	+17.8	46						
Course Time	6:22.3	+1:13.8	51						
Penalty Time	34.3								

Legend:
= Equal sign indicates that two or more competitors share the same rank T Total penalties



Final Results - Competition Data Summary

Participation

Number of Entries	51
Did Not Start	0
Did Not Finish	0
Disqualified	0
Disqualified for unsportsmanlike behaviour	0
Lapped	16
Ranked Competitors	35

Weather Conditions

	30 min. before Start	At Start Time	30 min. after Start	At End Time
Weather	Mostly Cloudy	Mostly Cloudy	Mostly Cloudy	Mostly Cloudy
Snow Condition	Wet	Wet	Wet	Wet
Snow Temperature	0.0 °C / 32.0 °F	0.0 °C / 32.0 °F	0.0 °C / 32.0 °F	0.0 °C / 32.0 °F
Air Temperature	0.0 °C / 32.0 °F	0.0 °C / 32.0 °F	0.0 °C / 32.0 °F	0.0 °C / 32.0 °F
Humidity	87 %	87 %	86 %	88 %
Wind Direction/Speed	WNW / 2.0 m/s	WNW / 2.0 m/s	WNW / 2.0 m/s	W / 2.0 m/s

Jury Information

IBU Technical Delegate	WOLF Karl-Heinz (GER)
FISU Technical Delegate	RYBAR Ondrej (CZE)
Competition Chief	RAIS Khairutdinov (KAZ)
Member	NIVEN Lowell Gordon (CAN)
Member	VIGNERON Florie (FRA)

Course Information

2.5km green	
Total Course Length	12230m
Height Difference (HD)	52m
Max. Climb (MM)	18m
Total Climb (MT)	395m

Jury decisions

none

IBU Technical Delegate	FISU Technical Delegate
WOLF Karl-Heinz (GER)	RYBAR Ondrej (CZE)

Legend:
W West WNW West-Northwest



Almaty 2017

28TH WINTER UNIVERSIADE



BIATHLON

Men's 15km Mass Start



Final Results

Rank	Bib	Name	Country	P	P	S	S	T	Result / Behind
1	1	JOUTY Baptiste	FRA	0	1	0	1	2	43:30.0
2	3	YERYOMIN Roman	KAZ	1	2	0	2	5	+13.5
3	6	PANTOV Anton	KAZ	1	0	0	1	2	+27.7
4	5	POVARNITSYN Alexander	RUS	0	1	2	0	3	+1:02.9
5	28	PECHENKIN Ivan	RUS	1	1	0	0	2	+1:12.8
6	7	PODKORYTOV Vassiliy	KAZ	2	1	0	0	3	+1:28.8
7	25	DEDIUKHIN Aleksandr	RUS	0	0	0	1	1	+1:45.4
8	13	TYSHCHENKO Artem	UKR	0	0	1	2	3	+1:51.7
9	9	MYHDA Anton	UKR	0	0	0	2	2	+2:01.5
10	20	PECHENKIN Aleksandr	RUS	1	0	1	4	6	+2:07.7
11	10	IVKO Maksym	UKR	0	1	1	1	3	+2:11.6
12	14	OLSSON Per Victor	SWE	1	1	1	1	4	+2:24.8
13	16	KUTS Timur	KAZ	1	1	0	0	2	+2:47.2
14	11	RUSINOV Dmytro	UKR	1	0	1	1	3	+3:08.2
15	23	HUILLIER Yohan	FRA	0	2	2	1	5	+3:12.1
16	19	RAMANOUSKI Maksim	BLR	1	0	1	1	3	+3:17.2
17	17	VITENKO Vladislav	KAZ	2	2	2	1	7	+3:40.6
18	18	MORIEV Okeksandr	UKR	1	0	0	1	2	+3:46.9
19	24	LIPAI Yauheni	BLR	2	1	2	3	8	+4:02.3
20	8	CHAVOUTIER Dany	FRA	1	1	1	4	7	+4:58.2
21	12	NASYKO Denys	UKR	1	2	2	1	6	+5:13.9
22	15	BURIAN Jan	CZE	2	2	2	2	8	+5:43.5
23	29	JURCZAK Tomasz	POL	1	3	3	3	10	+7:00.1
24	21	TOLAR David	CZE	1	0	2	0	3	+8:05.1
25	27	KHAMITGATIN Timur	KAZ	5	1	1	1	8	+10:12.1
26	30	BOYD-PORTER Seamus	CAN	1	3	2	4	10	+12:02.5

Jury decisions

Time adjustment

25	27	KHAMITGATIN Timur	KAZ		+8:00.0	IBU DR 5.5.a
----	----	-------------------	-----	--	---------	--------------

Did Not Finish

2	IVANOV Dmitrii	RUS	1	1		
4	LEGRAND Mathieu	FRA	0	0	2	0 2
22	BRANDT Oskar	SWE	3	2		
26	MALUKHA Raman	BLR	0	2	1	

Legend:

DR	Disciplinary Rules	P	Prone	S	Standing	T	Total penalties
----	--------------------	---	-------	---	----------	---	-----------------



Competition Analysis

Rank	Bib	Name	Country		T							
Loop 1		Loop 2		Loop 3		Loop 4		Loop 5		Result	Behind	Rank
Time	Behind	Rank	Time	Behind	Rank	Time	Behind	Rank	Time	Behind	Rank	
25	27	KHAMITGATIN Timur	KAZ		8		53:42.1	+10:12.1	25			
Cumulative Time	17:05.2	+8:42.1	30	26:18.6	+9:03.8	30	35:45.4	+9:40.1	27	45:25.1	+9:59.9	25
Loop Time	17:05.2	+8:42.1	30	9:13.4	+36.2	11	9:26.8	+53.9	11	9:39.7	+44.0	9
Shooting	5	50.0	+23.0	28	1	32.0	+4.0	=5	1	23.0	0.0	1
Range Time	51.0	+3.5	=4	54.6	+3.5	10	49.8	+2.7	9	49.5	+4.5	8
Course Time	7:45.7	+26.1	25	7:50.9	+25.7	10	8:07.6	+32.4	11	8:20.4	+48.4	13
Penalty Time	8:28.5			27.9			29.4			29.8		
												53:42.1
												+10:12.1
												=17
												3
												11
												9:55.6

26	30	BOYD-PORTER Seamus	CAN		10		55:32.5	+12:02.5	26			
Cumulative Time	10:22.7	+1:59.6	29	22:20.1	+5:05.3	29	33:42.2	+7:36.9	26			
Loop Time	10:22.7	+1:59.6	29	11:57.4	+3:20.2	30	11:22.1	+2:49.2	27			
Shooting	1	54.0	+27.0	29	3	1:06.0	+38.0	30	2			
Range Time	1:16.5	+29.0	30	1:31.5	+40.4	30	1:11.2	+24.1	27			
Course Time	8:35.2	+1:15.6	30	8:54.6	+1:29.4	29	9:05.4	+1:30.2	27			
Penalty Time	31.0			1:31.3			1:05.5					
												55:32.5
												+12:02.5
												27
												26
												25
												5:14.2

Jury Decisions

Time adjustment

25	27	KHAMITGATIN Timur	KAZ		+8:00.0		IBU DR 5.5.a
-----------	-----------	--------------------------	------------	--	----------------	--	---------------------

Did Not Finish

2	IVANOV Dmitrii		RUS			
Cumulative Time	8:57.4	+34.3	16	18:16.1	+1:01.3	13
Loop Time	8:57.4	+34.3	16	9:18.7	+41.5	14
Shooting	1	36.0	+9.0	=21	1	28.0
Range Time	58.9	+11.4	25	53.2	+2.1	2
Course Time	7:27.2	+7.6	7	7:52.4	+27.2	12
Penalty Time	31.3			33.1		

4	LEGRAND Mathieu		FRA		2		
Cumulative Time	8:27.3	+4.2	6	17:14.8	0.0	1	
Loop Time	8:27.3	+4.2	6	8:47.5	+10.3	2	
Shooting	0	30.0	+3.0	=7	0	33.0	
Range Time	54.7	+7.2	=17	56.5	+5.4	16	
Course Time	7:26.2	+6.6	5	7:44.7	+19.5	7	
Penalty Time	6.4			6.3			
							27:04.3
							+59.0
							8
							19
							32.0
							+9.0
							=18
							0
							24.0
							0.0
							=1
							2
							1:59.0
							+4.0
							=8

22	BRANDT Oskar		SWE			
Cumulative Time	10:01.6	+1:38.5	28	21:04.7	+3:49.9	28
Loop Time	10:01.6	+1:38.5	28	11:03.1	+2:25.9	29
Shooting	3	36.0	+9.0	=21	2	37.0
Range Time	58.0	+10.5	24	56.2	+5.1	14
Course Time	7:46.7	+27.1	26	9:09.5	+1:44.3	30
Penalty Time	1:16.9			57.4		

26	MALUKHA Raman		BLR				
Cumulative Time	8:45.7	+22.6	11	18:55.9	+1:41.1	24	
Loop Time	8:45.7	+22.6	11	10:10.2	+1:33.0	27	
Shooting	0	31.0	+4.0	=10	2	40.0	
Range Time	52.8	+5.3	=13	1:04.7	+13.6	27	
Course Time	7:47.7	+28.1	27	8:10.9	+45.7	24	
Penalty Time	5.2			54.6			
							32.0
							+9.0
							=18
							1
							8:32.8
							+57.6
							25

Legend:

= Equal sign indicates that two or more competitors share the same rank T Total penalties



Final Results - Competition Data Summary

Participation

Number of Entries	30
Did Not Start	0
Did Not Finish	4
Disqualified	0
Disqualified for unsportsmanlike behaviour	0
Ranked Competitors	26

Weather Conditions

	30 min. before Start	At Start Time	30 min. after Start	At End Time
Weather	Sunny	Sunny	Sunny	Sunny
Snow Condition	Packed	Packed	Packed	Packed
Snow Temperature	-3.0 °C / 26.6 °F	-3.0 °C / 26.6 °F	-2.5 °C / 28.4 °F	-2.5 °C / 28.4 °F
Air Temperature	-4.0 °C / 24.8 °F	-3.8 °C / 26.6 °F	-3.5 °C / 26.6 °F	-3.5 °C / 26.6 °F
Humidity	65 %	62 %	60 %	60 %
Wind Direction/Speed	SE / 0.8 m/s	SE / 0.8 m/s	SE / 0.5 m/s	SE / 0.5 m/s

Jury Information

IBU Technical Delegate	WOLF Karl-Heinz (GER)
FISU Technical Delegate	RYBAR Ondrej (CZE)
Competition Chief	RAIS Khairutdinov (KAZ)
Member	NIVEN Lowell Gordon (CAN)
Member	VIGNERON Florie (FRA)

Course Information

3.0km yellow	
Total Course Length	15140m
Height Difference (HD)	52m
Max. Climb (MM)	18m
Total Climb (MT)	515m

Jury decisions

Bib 27 KHAMITGATIN Timur (KAZ) TIME ADJUSTMENT +8:00.0 IBU DR 5.5.a

IBU Technical Delegate	FISU Technical Delegate
WOLF Karl-Heinz (GER)	RYBAR Ondrej (CZE)

Legend:
DR Disciplinary Rules SE Southeast



Almaty 2017

28TH WINTER UNIVERSIADE



BIATHLON

Mixed Relay



SUN 5 FEB 2017
Start Time 12:00
End Time 13:49

Final Results

Rank	Bib Leg	Country	Name	Gender	P	S	T	Leg Time	Leg Rank	Team Time	Team Rank	Behind
1	1	RUS	- RUSSIAN FEDERATION				0+6			1:14:37.8		0.0
	1-1	r	KUKLINA Larisa	F	0+1	0+1	0+2	18:04.7	2	18:04.7	2	+33.5
	1-2	g	SHESTERIKOVA Olga	F	0+0	0+1	0+1	17:56.8	2	36:01.5	2	+1:26.1
	1-3	y	SUCHILOV Semen	M	0+1	0+1	0+2	19:22.7	1	55:24.2	2	+14.8
	1-4	b	KORASTYLEV Sergey	M	0+0	0+1	0+1	19:13.6	1	1:14:37.8	1	0.0
2	2	KAZ	- KAZAKHSTAN				1+9			1:15:08.4		+30.6
	2-1	r	VISHNEVSKAYA Galina	F	0+1	0+2	0+3	17:31.2	1	17:31.2	1	0.0
	2-2	g	USSANOVA Darya	F	0+0	0+0	0+0	17:04.2	1	34:35.4	1	0.0
	2-3	y	PODKORYTOV Vassiliy	M	1+3	0+1	1+4	20:34.0	3	55:09.4	1	0.0
	2-4	b	PANTOV Anton	M	0+0	0+2	0+2	19:59.0	2	1:15:08.4	2	+30.6
3	3	UKR	- UKRAINE				1+11			1:17:10.4		+2:32.6
	3-1	r	BIELKINA Nadiia	F	0+0	0+2	0+2	18:06.7	3	18:06.7	3	+35.5
	3-2	g	BONDAR Yana	F	0+1	1+3	1+4	17:59.2	3	36:05.9	3	+1:30.5
	3-3	y	IVKO Maksym	M	0+2	0+1	0+3	19:52.0	2	55:57.9	3	+48.5
	3-4	b	TYSHCHENKO Artem	M	0+2	0+0	0+2	21:12.5	3	1:17:10.4	3	+2:32.6
4	5	POL	- POLAND				0+13			1:22:21.5		+7:43.7
	5-1	r	TRZASKA Karolina	F	0+1	0+3	0+4	19:58.2	5	19:58.2	5	+2:27.0
	5-2	g	BIELECKA Dominika	F	0+2	0+0	0+2	19:20.9	4	39:19.1	4	+4:43.7
	5-3	y	JURCZAK Tomasz	M	0+2	0+3	0+5	21:11.6	6	1:00:30.7	4	+5:21.3
	5-4	b	FILIP Bartlomiej	M	0+0	0+2	0+2	21:50.8	6	1:22:21.5	4	+7:43.7
5	4	SVK	- SLOVAKIA				0+12			1:23:16.6		+8:38.8
	4-1	r	MAJDISOVA Alzbeta	F	0+1	0+3	0+4	19:33.8	4	19:33.8	4	+2:02.6
	4-2	g	NETIKOVA Anna	F	0+0	0+3	0+3	21:39.7	5	41:13.5	5	+6:38.1
	4-3	y	KUBALIAK Michal	M	0+0	0+2	0+2	20:34.7	4	1:01:48.2	5	+6:38.8
	4-4	b	KOSZTOLANYI Ondrej	M	0+0	0+3	0+3	21:28.4	4	1:23:16.6	5	+8:38.8
6	6	FIN	- FINLAND				1+13			1:25:06.2		+10:28.4
	6-1	r	HOLOPAINEN Mira	F	0+0	1+3	1+3	20:42.2	7	20:42.2	7	+3:11.0
	6-2	g	HAATAJA Riikka	F	0+3	0+2	0+5	21:51.6	6	42:33.8	6	+7:58.4
	6-3	y	ORPANA Sami	M	0+1	0+3	0+4	20:42.0	5	1:03:15.8	6	+8:06.4
	6-4	b	PELTONIEMI Lauri	M	0+0	0+1	0+1	21:50.4	5	1:25:06.2	6	+10:28.4
7	7	CAN	- CANADA				1+8			LAP		
	7-1	r	PATERSON Jessica	F	0+1	0+2	0+3	19:58.3	6	19:58.3	6	+2:27.1
	7-2	g	JUCE Eveline	F	0+1	0+0	0+1	24:55.2	8	44:53.5	7	+10:18.1
	7-3	y	MANN Taij Isaac	M	0+0	0+1	0+1	27:09.6	8	1:12:03.1	8	+16:53.7
	7-4	b	ECCLESTON Sasha	M	0+0	1+3	1+3			LAP	7	
8	8	AUS	- AUSTRALIA				3+13			LAP		
	8-1	r	HOWELL Sabrina	F	0+0	1+3	1+3	23:28.7	8	23:28.7	8	+5:57.5
	8-2	g	COLEBOURN Jillian Wei-Lin	F	0+1	0+3	0+4	22:01.8	7	45:30.5	8	+10:55.1
	8-3	y	FLANAGAN Jeremy	M	0+1	0+1	0+2	23:59.5	7	1:09:30.0	7	+14:20.6
	8-4	b	FLANAGAN Tim	M	0+1	2+3	2+4			LAP	8	

Did Not Start

9	SWE	- SWEDEN										
9-1	r	GUSTAFSSON Frida Maria	F									
9-2	g	LINDQVIST Felicia	F									
9-3	y	BRANDT Oskar	M									
9-4	b	OLSSON Per Victor	M									

Legend:	b blue	F Female	g green
LAP Lapped	r red	M Male	P Prone
y yellow		S Standing	T Total penalties + used spare rounds



Competition Analysis

Rank	Bib	Country Name	Gender	T									
		Loop 1	Loop 2		Loop 3		Result	Behind	Rank				
		Time	Rk.	Time	Rk.	Time	Rk.						
1	1	RUS - RUSSIAN FEDERATION		0+6 1:14:37.8 0.0 1									
		KUKLINA Larisa	F										
Cumulative Time		6:28.5	+15.7	4	12:56.0	+19.6	2		18:04.7	+33.5	2		
Loop Time		6:28.5	+15.7	4	6:27.5	+3.9	2	5:08.7	+13.9	3			
Shooting	0+1	45.0	+7.0	7	40.0	0.0	1		0+2	1:25.0	+1.0	2	
Range Time		1:09.8	+7.1	6	1:05.4	0.0	1			2:15.2	+2.0	2	
Course Time		5:11.4	+7.6	3	5:15.3	+8.6	3	5:08.7	+13.9	3	15:35.4	+30.1	3
Penalty Time		7.3			6.8						14.1		
		SHESTERIKOVA Olga	F										
Cumulative Time		24:20.2	+49.2	2	30:48.7	+1:15.7	2			36:01.5	+1:26.1	2	
Loop Time		6:15.5	+15.7	2	6:28.5	+26.5	2	5:12.8	+26.4	3			
Shooting	0+0	35.0	0.0	1	55.0	+24.0	4		0+1	1:30.0	+23.0	2	
Range Time		1:02.0	+1.5	2	1:13.7	+17.9	3			2:15.7	+19.4	2	
Course Time		5:06.6	+13.7	3	5:08.1	+7.9	3	5:12.8	+26.4	3	15:27.5	+32.6	3
Penalty Time		6.9			6.7						13.6		
		SUCHILOV Semen	M										
Cumulative Time		42:46.4	+37.4	2	49:37.8	+19.3	2			55:24.2	+14.8	2	
Loop Time		6:44.9	0.0	1	6:51.4	0.0	1	5:46.4	0.0	1			
Shooting	0+1	39.0	+2.0	2	29.0	0.0	1		0+2	1:08.0	0.0	1	
Range Time		1:00.8	0.0	1	51.1	0.0	1			1:51.9	0.0	1	
Course Time		5:37.9	+2.0	2	5:54.1	+2.1	2	5:46.4	0.0	1	17:18.4	0.0	1
Penalty Time		6.2			6.2						12.4		
		KORASTYLEV Sergey	M										
Cumulative Time		1:01:44.8	0.0	1	1:08:32.3	0.0	1			1:14:37.8	0.0	1	
Loop Time		6:20.6	0.0	1	6:47.5	0.0	1	6:05.5	0.0	1			
Shooting	0+0	22.0	0.0	1	29.0	+5.0	2		0+1	51.0	0.0	1	
Range Time		45.0	0.0	1	50.4	+2.8	2			1:35.4	0.0	1	
Course Time		5:28.7	0.0	1	5:51.2	+3.0	2	6:05.5	0.0	1	17:25.4	0.0	1
Penalty Time		6.9			5.9						12.8		
		KAZ - KAZAKHSTAN		1+9 1:15:08.4 +30.6 2									
		VISHNEVSKAYA Galina	F										
Cumulative Time		6:12.8	0.0	1	12:36.4	0.0	1			17:31.2	0.0	1	
Loop Time		6:12.8	0.0	1	6:23.6	0.0	1	4:54.8	0.0	1			
Shooting	0+1	39.0	+1.0	2	45.0	+5.0	2		0+3	1:24.0	0.0	1	
Range Time		1:02.7	0.0	1	1:10.5	+5.1	2			2:13.2	0.0	1	
Course Time		5:03.8	0.0	1	5:06.7	0.0	1	4:54.8	0.0	1	15:05.3	0.0	1
Penalty Time		6.3			6.4						12.7		
		USSANOVA Darya	F										
Cumulative Time		23:31.0	0.0	1	29:33.0	0.0	1			34:35.4	0.0	1	
Loop Time		5:59.8	0.0	1	6:02.0	0.0	1	5:02.4	+16.0	2			
Shooting	0+0	36.0	+1.0	2	31.0	0.0	1		0+0	1:07.0	0.0	1	
Range Time		1:00.5	0.0	1	55.8	0.0	1			1:56.3	0.0	1	
Course Time		4:52.9	0.0	1	5:00.2	0.0	1	5:02.4	+16.0	2	14:55.5	+0.6	2
Penalty Time		6.4			6.0						12.4		
		PODKORYTOV Vassiliy	M										
Cumulative Time		42:09.0	0.0	1	49:18.5	0.0	1			55:09.4	0.0	1	
Loop Time		7:33.6	+48.7	6	7:09.5	+18.1	3	5:50.9	+4.5	3			
Shooting	1+3	1:01.0	+24.0	7	56.0	+27.0	5		1+4	1:57.0	+49.0	7	
Range Time		1:23.7	+22.9	8	1:11.5	+20.4	3			2:35.2	+43.3	6	
Course Time		5:42.4	+6.5	3	5:52.0	0.0	1	5:50.9	+4.5	3	17:25.3	+6.9	3
Penalty Time		27.5			6.0						33.5		
		PANTOV Anton	M										
Cumulative Time		1:01:48.5	+3.7	2	1:08:51.5	+19.2	2			1:15:08.4	+30.6	2	
Loop Time		6:39.1	+18.5	2	7:03.0	+15.5	3	6:16.9	+11.4	2			
Shooting	0+0	26.0	+4.0	3	44.0	+20.0	3		0+2	1:10.0	+19.0	2	
Range Time		50.2	+5.2	3	1:08.7	+21.1	3			1:58.9	+23.5	3	
Course Time		5:42.1	+13.4	2	5:48.2	0.0	1	6:16.9	+11.4	2	17:47.2	+21.8	2
Penalty Time		6.8			6.1						12.9		



Competition Analysis

Rank	Bib	Country Name	Gender	T									
		Loop 1	Loop 2		Loop 3		Result	Behind	Rank				
		Time	Rk.	Time	Rk.	Time	Rk.						
3	3	UKR - UKRAINE					1+11	1:17:10.4	+2:32.6	3			
		BIELKINA Nadiia	F										
Cumulative Time		6:19.7	+6.9	2	13:01.4	+25.0	3		18:06.7	+35.5	3		
Loop Time		6:19.7	+6.9	2	6:41.7	+18.1	3	5:05.3	+10.5	2			
Shooting	0+0	38.0	0.0	1	0+2	55.0	+15.0	3	0+2	1:33.0	+9.0	3	
Range Time		1:03.3	+0.6	2	1:20.9	+15.5	3		2:24.2	+11.0	3		
Course Time		5:10.4	+6.6	2	5:14.7	+8.0	2	5:05.3	+10.5	2	15:30.4	+25.1	2
Penalty Time		6.0			6.1						12.1		
		BONDAR Yana	F										
Cumulative Time		24:26.4	+55.4	3	31:19.5	+146.5	3		36:05.9	+1:30.5	3		
Loop Time		6:19.7	+19.9	3	6:53.1	+51.1	4	4:46.4	0.0	1			
Shooting	0+1	40.0	+5.0	3	1+3	53.0	+22.0	3	1+4	1:33.0	+26.0	3	
Range Time		1:07.5	+7.0	3	1:21.4	+25.6	4		2:28.9	+32.6	3		
Course Time		5:05.5	+12.6	2	5:03.0	+2.8	2	4:46.4	0.0	1	14:54.9	0.0	1
Penalty Time		6.7			28.7						35.4		
		IVKO Maksym	M										
Cumulative Time		43:02.4	+53.4	3	50:10.2	+51.7	3		55:57.9	+48.5	3		
Loop Time		6:56.5	+11.6	2	7:07.8	+16.4	2	5:47.7	+1.3	2			
Shooting	0+2	52.0	+15.0	5	0+1	38.0	+9.0	2	0+3	1:30.0	+22.0	3	
Range Time		1:14.3	+13.5	4	1:03.7	+12.6	2		2:18.0	+26.1	2		
Course Time		5:35.9	0.0	1	5:58.1	+6.1	4	5:47.7	+1.3	2	17:21.7	+3.3	2
Penalty Time		6.3			6.0						12.3		
		TYSHCHENKO Artem	M										
Cumulative Time		1:02:59.2	+1:14.4	3	1:09:56.5	+1:24.2	3		1:17:10.4	+2:32.6	3		
Loop Time		7:01.3	+40.7	5	6:57.3	+9.8	2	7:13.9	+1:08.4	6			
Shooting	0+2	48.0	+26.0	7	0+0	24.0	0.0	1	0+2	1:12.0	+21.0	3	
Range Time		1:10.9	+25.9	7	47.6	0.0	1		1:58.5	+23.1	2		
Course Time		5:44.2	+15.5	3	6:03.0	+14.8	3	7:13.9	+1:08.4	6	19:01.1	+1:35.7	3
Penalty Time		6.2			6.7						12.9		
4	5	POL - POLAND						0+13	1:22:21.5	+7:43.7	4		
		TRZASKA Karolina	F										
Cumulative Time		6:53.5	+40.7	6	14:23.1	+146.7	6		19:58.2	+2:27.0	5		
Loop Time		6:53.5	+40.7	6	7:29.6	+1:06.0	6	5:35.1	+40.3	4			
Shooting	0+1	44.0	+6.0	6	0+3	1:12.0	+32.0	8	0+4	1:56.0	+32.0	7	
Range Time		1:10.3	+7.6	7	1:39.3	+33.9	8		2:49.6	+36.4	8		
Course Time		5:36.4	+32.6	6	5:43.7	+37.0	6	5:35.1	+40.3	4	16:55.2	+1:49.9	5
Penalty Time		6.8			6.6						13.4		
		BIELECKA Dominika	F										
Cumulative Time		27:04.6	+3:33.6	5	33:45.6	+4:12.6	4		39:19.1	+4:43.7	4		
Loop Time		7:06.4	+1:06.6	4	6:41.0	+39.0	3	5:33.5	+47.1	4			
Shooting	0+2	1:04.0	+29.0	5	0+0	34.0	+3.0	2	0+2	1:38.0	+31.0	4	
Range Time		1:29.7	+29.2	5	1:00.5	+4.7	2		2:30.2	+33.9	4		
Course Time		5:30.3	+37.4	4	5:34.2	+34.0	4	5:33.5	+47.1	4	16:38.0	+1:43.1	4
Penalty Time		6.4			6.3						12.7		
		JURCZAK Tomasz	M										
Cumulative Time		46:42.6	+4:33.6	4	54:32.4	+5:13.9	4		1:00:30.7	+5:21.3	4		
Loop Time		7:23.5	+38.6	5	7:49.8	+58.4	6	5:58.3	+11.9	4			
Shooting	0+2	1:02.0	+25.0	8	0+3	1:20.0	+51.0	8	0+5	2:22.0	+1:14.0	8	
Range Time		1:23.2	+22.4	7	1:45.2	+54.1	8		3:08.4	+1:16.5	8		
Course Time		5:54.4	+18.5	5	5:58.7	+6.7	5	5:58.3	+11.9	4	17:51.4	+33.0	4
Penalty Time		5.9			5.9						11.8		
		FILIP Bartlomiej	M										
Cumulative Time		1:07:27.2	+5:42.4	4	1:15:11.1	+6:38.8	4		1:22:21.5	+7:43.7	4		
Loop Time		6:56.5	+35.9	4	7:43.9	+56.4	4	7:10.4	+1:04.9	5			
Shooting	0+0	31.0	+9.0	5	0+2	55.0	+31.0	6	0+2	1:26.0	+35.0	6	
Range Time		54.4	+9.4	4	1:20.1	+32.5	6		2:14.5	+39.1	6		
Course Time		5:56.5	+27.8	5	6:17.0	+28.8	4	7:10.4	+1:04.9	5	19:23.9	+1:58.5	5
Penalty Time		5.6			6.8						12.4		



Competition Analysis

Rank	Bib	Country Name	Gender	T									
		Loop 1	Loop 2	Loop 3	Result	Behind	Rank						
		Time	Rk.	Time	Rk.	Time	Rk.						
5	4	SVK - SLOVAKIA			0+12	1:23:16.6	+8:38.8	5					
		MAJDISOVA Alzbeta		F									
Cumulative Time		6:23.0	+10.2	3	13:41.4	+1:05.0	4	19:33.8	+2:02.6	4			
Loop Time		6:23.0	+10.2	3	7:18.4	+54.8	5	5:52.4	+57.6	6			
Shooting	0+1	40.0	+2.0	3	0+3	1:06.0	+26.0	5	0+4	1:46.0	+22.0	4	
Range Time		1:04.1	+1.4	3	1:32.1	+26.7	5			2:36.2	+23.0	4	
Course Time		5:12.2	+8.4	4	5:38.9	+32.2	4	5:52.4	+57.6	6	16:43.5	+1:38.2	4
Penalty Time		6.7			7.4						14.1		
		NETIKOVA Anna		F									
Cumulative Time		26:56.7	+3:25.7	4	34:55.1	+5:22.1	5	41:13.5	+6:38.1	5			
Loop Time		7:22.9	+1:23.1	5	7:58.4	+1:56.4	6	6:18.4	+1:32.0	7			
Shooting	0+0	40.0	+5.0	3	0+3	1:04.0	+33.0	7	0+3	1:44.0	+37.0	5	
Range Time		1:08.4	+7.9	4	1:33.6	+37.8	7			2:42.0	+45.7	5	
Course Time		6:06.9	+1:14.0	6	6:17.0	+1:16.8	7	6:18.4	+1:32.0	7	18:42.3	+3:47.4	7
Penalty Time		7.6			7.8						15.4		
		KUBALIAK Michal		M									
Cumulative Time		48:18.7	+6:09.7	5	55:39.8	+6:21.3	5	1:01:48.2	+6:38.8	5			
Loop Time		7:05.2	+20.3	3	7:21.1	+29.7	4	6:08.4	+22.0	6			
Shooting	0+0	40.0	+3.0	3	0+2	46.0	+17.0	3	0+2	1:26.0	+18.0	2	
Range Time		1:05.4	+4.6	3	1:13.5	+22.4	4			2:18.9	+27.0	3	
Course Time		5:53.4	+17.5	4	6:01.5	+9.5	6	6:08.4	+22.0	6	18:03.3	+44.9	6
Penalty Time		6.4			6.1						12.5		
		KOSZTOLANYI Ondrej		M									
Cumulative Time		1:08:31.1	+6:46.3	5	1:16:24.7	+7:52.4	5	1:23:16.6	+8:38.8	5			
Loop Time		6:42.9	+22.3	3	7:53.6	+1:06.1	6	6:51.9	+46.4	4			
Shooting	0+0	24.0	+2.0	2	0+3	54.0	+30.0	5	0+3	1:18.0	+27.0	4	
Range Time		48.4	+3.4	2	1:17.8	+30.2	5			2:06.2	+30.8	4	
Course Time		5:49.0	+20.3	4	6:29.7	+41.5	6	6:51.9	+46.4	4	19:10.6	+1:45.2	4
Penalty Time		5.5			6.1						11.6		
6	6	FIN - FINLAND			1+13	1:25:06.2	+10:28.4	6					
		HOLOPAINEN Mira		F									
Cumulative Time		6:42.4	+29.6	5	14:49.3	+2:12.9	7	20:42.2	+3:11.0	7			
Loop Time		6:42.4	+29.6	5	8:06.9	+1:43.3	7	5:52.9	+58.1	7			
Shooting	0+0	40.0	+2.0	3	1+3	1:08.0	+28.0	7	1+3	1:48.0	+24.0	6	
Range Time		1:07.0	+4.3	4	1:36.6	+31.2	7			2:43.6	+30.4	7	
Course Time		5:28.3	+24.5	5	5:55.5	+48.8	7	5:52.9	+58.1	7	17:16.7	+2:11.4	7
Penalty Time		7.1			34.8						41.9		
		HAATAJA Riikka		F									
Cumulative Time		28:55.2	+5:24.2	7	36:36.4	+7:03.4	6	42:33.8	+7:58.4	6			
Loop Time		8:13.0	+2:13.2	7	7:41.2	+1:39.2	5	5:57.4	+1:11.0	5			
Shooting	0+3	1:22.0	+47.0	8	0+2	1:03.0	+32.0	6	0+5	2:25.0	+1:18.0	7	
Range Time		1:49.2	+48.7	8	1:29.4	+33.6	6			3:18.6	+1:22.3	7	
Course Time		6:17.0	+1:24.1	7	6:05.3	+1:05.1	5	5:57.4	+1:11.0	5	18:19.7	+3:24.8	6
Penalty Time		6.8			6.5						13.3		
		ORPANA Sami		M									
Cumulative Time		49:50.0	+7:41.0	6	57:16.6	+7:58.1	6	1:03:15.8	+8:06.4	6			
Loop Time		7:16.2	+31.3	4	7:26.6	+35.2	5	5:59.2	+12.8	5			
Shooting	0+1	37.0	0.0	1	0+3	56.0	+27.0	5	0+4	1:33.0	+25.0	4	
Range Time		1:03.4	+2.6	2	1:23.6	+32.5	6			2:27.0	+35.1	4	
Course Time		6:07.4	+31.5	6	5:56.6	+4.6	3	5:59.2	+12.8	5	18:03.2	+44.8	5
Penalty Time		5.4			6.4						11.8		
		PELTONIEMI Lauri		M									
Cumulative Time		1:10:23.4	+8:38.6	6	1:18:14.5	+9:42.2	6	1:25:06.2	+10:28.4	6			
Loop Time		7:07.6	+47.0	6	7:51.1	+1:03.6	5	6:51.7	+46.2	3			
Shooting	0+0	30.0	+8.0	4	0+1	51.0	+27.0	4	0+1	1:21.0	+30.0	5	
Range Time		55.2	+10.2	5	1:17.1	+29.5	4			2:12.3	+36.9	5	
Course Time		6:05.8	+37.1	6	6:27.6	+39.4	5	6:51.7	+46.2	3	19:25.1	+1:59.7	6
Penalty Time		6.6			6.4						13.0		



Competition Analysis

Rank	Bib	Country Name	Gender		T			Result	Behind	Rank			
		Loop 1	Loop 2		Loop 3								
		Time	Rk.	Time	Rk.	Time	Rk.						
7	7	CAN - CANADA						1+8	LAP	7			
		PATERSON Jessica		F									
Cumulative Time		7:09.7	+56.9	7	14:20.1	+1:43.7	5		19:58.3	+2:27.1	6		
Loop Time		7:09.7	+56.9	7	7:10.4	+46.8	4	5:38.2	+43.4	5			
Shooting	0+1	53.0	+15.0	8	0+2	1:04.0	+24.0	4	0+3	1:57.0	+33.0	8	
Range Time		1:17.4	+14.7	8	1:22.0	+16.6	4			2:39.4	+26.2	5	
Course Time		5:45.7	+41.9	7	5:42.1	+35.4	5	5:38.2	+43.4	5	17:06.0	+2:00.7	6
Penalty Time		6.6			6.3						12.9		
		JUCE Eveline		F									
Cumulative Time		28:37.3	+5:06.3	6	37:36.4	+8:03.4	7			44:53.5	+10:18.1	7	
Loop Time		8:39.0	+2:39.2	8	8:59.1	+2:57.1	8	7:17.1	+2:30.7	8			
Shooting	0+1	1:07.0	+32.0	6	0+0	57.0	+26.0	5	0+1	2:04.0	+57.0	6	
Range Time		1:43.4	+42.9	7	1:28.8	+33.0	5			3:12.2	+1:15.9	6	
Course Time		6:46.9	+1:54.0	8	7:21.6	+2:21.4	8	7:17.1	+2:30.7	8	21:25.6	+6:30.7	8
Penalty Time		8.7			8.7						17.4		
		MANN Taj Isaac		M									
Cumulative Time		54:03.1	+11:54.1	8	1:03:53.3	+14:34.8	8			1:12:03.1	+16:53.7	8	
Loop Time		9:09.6	+2:24.7	8	9:50.2	+2:58.8	8	8:09.8	+2:23.4	8			
Shooting	0+0	46.0	+9.0	4	0+1	59.0	+30.0	7	0+1	1:45.0	+37.0	5	
Range Time		1:15.5	+14.7	5	1:29.2	+38.1	7			2:44.7	+52.8	7	
Course Time		7:46.9	+2:11.0	8	8:13.3	+2:21.3	8	8:09.8	+2:23.4	8	24:10.0	+6:51.6	8
Penalty Time		7.2			7.7						14.9		
		ECCLESTON Sasha		M									
Cumulative Time		1:20:02.0	+18:17.2	8	1:29:21.8	+20:49.5	7			LAP			
Loop Time		7:58.9	+1:38.3	7	9:19.8	+2:32.3	7						
Shooting	0+0	35.0	+13.0	6	1+3	1:04.0	+40.0	7	1+3	1:39.0	+48.0	7	
Range Time		59.8	+14.8	6	1:29.6	+42.0	7			2:29.4	+54.0	7	
Course Time		6:51.8	+1:23.1	7	7:17.4	+1:29.2	7						
Penalty Time		7.3			32.8						40.1		
8	8	AUS - AUSTRALIA						3+13	LAP	8			
		HOWELL Sabrina		F									
Cumulative Time		7:40.1	+1:27.3	8	16:52.1	+4:15.7	8			23:28.7	+5:57.5	8	
Loop Time		7:40.1	+1:27.3	8	9:12.0	+2:48.4	8	6:36.6	+1:41.8	8			
Shooting	0+0	40.0	+2.0	3	1+3	1:06.0	+26.0	5	1+3	1:46.0	+22.0	4	
Range Time		1:08.6	+5.9	5	1:34.3	+28.9	6			2:42.9	+29.7	6	
Course Time		6:23.6	+1:19.8	8	6:57.6	+1:50.9	8	6:36.6	+1:41.8	8	19:57.8	+4:52.5	8
Penalty Time		7.9			40.1						48.0		
		COLEBOURN Jillian Wei-Lin		F									
Cumulative Time		31:10.6	+7:39.6	8	39:26.6	+9:53.6	8			45:30.5	+10:55.1	8	
Loop Time		7:41.9	+1:42.1	6	8:16.0	+2:14.0	7	6:03.9	+1:17.5	6			
Shooting	0+1	1:08.0	+33.0	7	0+3	1:30.0	+59.0	8	0+4	2:38.0	+1:31.0	8	
Range Time		1:33.1	+32.6	6	1:55.4	+59.6	8			3:28.5	+1:32.2	8	
Course Time		6:01.4	+1:08.5	5	6:13.8	+1:13.6	6	6:03.9	+1:17.5	6	18:19.1	+3:24.2	5
Penalty Time		7.4			6.8						14.2		
		FLANAGAN Jeremy		M									
Cumulative Time		53:42.1	+11:33.1	7	1:02:14.4	+12:55.9	7			1:09:30.0	+14:20.6	7	
Loop Time		8:11.6	+1:26.7	7	8:32.3	+1:40.9	7	7:15.6	+1:29.2	7			
Shooting	0+1	56.0	+19.0	6	0+1	55.0	+26.0	4	0+2	1:51.0	+43.0	6	
Range Time		1:17.1	+16.3	6	1:17.2	+26.1	5			2:34.3	+42.4	5	
Course Time		6:47.9	+1:12.0	7	7:08.3	+1:16.3	7	7:15.6	+1:29.2	7	21:11.8	+3:53.4	7
Penalty Time		6.6			6.8						13.4		
		FLANAGAN Tim		M									
Cumulative Time		1:19:00.2	+17:15.4	7	1:30:07.0	+21:34.7	8			LAP			
Loop Time		9:30.2	+3:09.6	8	11:06.8	+4:19.3	8						
Shooting	0+1	1:09.0	+47.0	8	2+3	1:22.0	+58.0	8	2+4	2:31.0	+1:40.0	8	
Range Time		1:34.8	+49.8	8	1:47.4	+59.8	8			3:22.2	+1:46.8	8	
Course Time		7:47.9	+2:19.2	8	8:12.0	+2:23.8	8						
Penalty Time		7.5			1:07.4						1:14.9		



Almaty 2017
28TH WINTER UNIVERSIADE

Alatau Cross-Country Skiing & Biathlon Complex

SUN 5 FEB 2017
Start Time 12:00
End Time 13:31

Biathlon
Mixed Relay



Competition Analysis

Rank	Bib	Country Name	Gender			T			
		Loop 1	Loop 2	Loop 3			Result	Behind	Rank
		Time	Rk.	Time	Rk.	Time	Rk.		
Did Not Start									
	9	SWE - SWEDEN							

Legend:					
F	Female	LAP	Lapped	M	Male
Rk	Rank	T	Total penalties + used spare rounds		





Final Results - Competition Data Summary

Participation

Number of Entries	9
Did Not Start	1
Did Not Finish	0
Disqualified	0
Disqualified for unsportsmanlike behaviour	0
Lapped	2
Ranked Competitors	8

Weather Conditions

	30 min. before Start	At Start Time	30 min. after Start	At End Time
Weather	Partly Cloudy	Mostly Cloudy	Mostly Cloudy	Mostly Cloudy
Snow Condition	Hard	Hard	Hard	Hard
Snow Temperature	-9.0 °C / 15.8 °F	-8.0 °C / 17.6 °F	-8.0 °C / 17.6 °F	-8.0 °C / 17.6 °F
Air Temperature	-8.0 °C / 17.6 °F	-7.0 °C / 19.4 °F	-7.0 °C / 19.4 °F	-7.0 °C / 19.4 °F
Humidity	73 %	74 %	75 %	76 %
Wind Direction/Speed	S / 1.0 m/s	S / 0.0 m/s	S / 0.0 m/s	S / 0.0 m/s

Jury Information

IBU Technical Delegate	WOLF Karl-Heinz (GER)
FISU Technical Delegate	RYBAR Ondrej (CZE)
Competition Chief	RAIS Khairutdinov (KAZ)
Member	BURYK Nazarii (UKR)
Member	SZYDA Jerzy (POL)

Course Information

2.0km red / 2.5km green	
Total Course Length	2x5868m / 2x7338m
Height Difference (HD)	52m / 52m
Max. Climb (MM)	18m / 18m
Total Climb (MT)	2x189m / 2x237m

Jury decisions

none

IBU Technical Delegate	FISU Technical Delegate
WOLF Karl-Heinz (GER)	RYBAR Ondrej (CZE)

Legend:
S South



Almaty 2017

28TH WINTER UNIVERSIADE



CROSS-COUNTRY SKIING

4	Cross-Country Skiing	292
4.1	Table of Contents	293
4.2	Competition Schedule	294
4.3	Medallists by Event	295
4.4	Medal Standings	296
4.5	Ladies' 5km Individual Classic	297
4.5.1	Results	298
4.5.2	Competition Analysis	300
4.6	Ladies' 5km Pursuit Free	305
4.6.1	Results	305
4.6.2	Competition Analysis	307
4.7	Ladies' Sprint Classic	311
4.7.1	Results - Qualification	312
4.7.2	Results	314
4.7.3	Results Bracket	316
4.8	Ladies' 15km Mass Start Classic	317
4.8.1	Results	318
4.8.2	Competition Analysis	320
4.9	Ladies' 3x5km Relay	324
4.9.1	Results	325
4.9.2	Competition Analysis	327
4.10	Men's 10km Individual Classic	331
4.10.1	Results	332
4.10.2	Competition Analysis	335
4.11	Men's 10km Pursuit Free	341
4.11.1	Results	342
4.11.2	Competition Analysis	345
4.12	Men's Sprint Classic	351
4.12.1	Results - Qualification	352
4.12.2	Results	354
4.12.3	Results Bracket	356
4.13	Men's 30km Mass Start Classic	357
4.13.1	Results	358
4.13.2	Competition Analysis	360
4.14	Men's 4x7.5km Relay	369
4.14.1	Results	370
4.14.2	Competition Analysis	373
4.15	Mixed Team Sprint	381
4.15.1	Results	382
4.15.2	Results Bracket	386



Almaty 2017
28TH WINTER UNIVERSIADE



Competition Schedule

REVISED
1 FEB 20:12

As of WED 1 FEB 2017

Date	Start Time	Event
MON 30 JAN	11:00	Ladies' 5km Individual Classic
	12:30	Men's 10km Individual Classic
TUE 31 JAN	10:30	Ladies' 5km Pursuit Free
	13:00	Men's 10km Pursuit Free
THU 2 FEB	12:30	Ladies' Sprint Classic Qualification
	12:50	Men's Sprint Classic Qualification
	14:45	Ladies' Sprint Classic Quarterfinals
	15:10	Men's Sprint Classic Quarterfinals
	15:35	Ladies' Sprint Classic Semifinals
	15:45	Men's Sprint Classic Semifinals
	16:00	Ladies' Sprint Classic Final
	16:10	Men's Sprint Classic Final
SAT 4 FEB	11:00	Mixed Team Sprint Semifinal A
	11:30	Mixed Team Sprint Semifinal B
	13:00	Mixed Team Sprint Final
MON 6 FEB	11:00	Ladies' 3x5km Relay
	13:30	Men's 4x7.5km Relay
TUE 7 FEB	13:30	Ladies' 15km Mass Start Classic
WED 8 FEB	10:00	Men's Men's 30km Mass Start Classic

NOTE
Schedule is subject to change

revised sprint phase start times





Medallists by Event

As of WED 8 FEB 2017 at 12:10

AFTER 11 OF 11 EVENTS

Event Name	Date	Medal	Name	Country Code
Mens' 30km Mass Start Classic	WED 8 FEB	GOLD	ROSTOVTSEV Dmitriy	RUS
		SILVER	GONTAR Valeriy	RUS
		BRONZE	MALYSHEV Sergey	KAZ
Ladies' 15km Mass Start Classic	TUE 7 FEB	GOLD	VASILIEVA Lilia	RUS
		SILVER	NECHAEVSKAYA Anna	RUS
		BRONZE	SHEVCHENKO Anna	KAZ
Men's 4x7.5km Relay	MON 6 FEB	GOLD	BEREZIN Egor GONTAR Valeriy VICHUZHANIN Kirill ROSTOVTSEV Dmitriy	RUS
		SILVER	MALYSHEV Sergey PUKHKALO Vitaliy MUKHIN Rinat KLIMIN Olzhas	KAZ
		BRONZE	ANTOS Jakub RYPL Miroslav PSENICKA Jakub GRAEF Jakub	CZE
Ladies' 3x5km Relay	MON 6 FEB	GOLD	VASILIEVA Lilia REPNITSYNA Olga NECHAEVSKAYA Anna	RUS
		SILVER	SHEVCHENKO Anna MANDRIKA Olga BYKOVA Irina	KAZ
		BRONZE	BENTZ Coralie DAMIANI Lea CHOPARD LALLIER Celine	FRA
Mixed Team Sprint - Final	SAT 4 FEB	GOLD	SHEVCHENKO Anna KLIMIN Olzhas	KAZ
		SILVER	CHOPARD LALLIER Celine SCHWARTZ Louis	FRA
		BRONZE	DAVYDENKOVA Maria FROLOV Vladimir	RUS
Men's Sprint Classic Finals	THU 2 FEB	GOLD	LYUFT Ivan	KAZ
		SILVER	FROLOV Vladimir	RUS
		BRONZE	BEREZIN Egor	RUS
Ladies' Sprint Classic Finals	THU 2 FEB	GOLD	DAVYDENKOVA Maria	RUS
		SILVER	VASILIEVA Lilia	RUS
		BRONZE	STOYAN Anna	KAZ
Men's 10km Pursuit Free	TUE 31 JAN	GOLD	ROSTOVTSEV Dmitriy	RUS
		SILVER	GONTAR Valeriy	RUS
		BRONZE	MIKAYELIAN Sergey	ARM
Ladies' 5km Pursuit Free	TUE 31 JAN	GOLD	NECHAEVSKAYA Anna	RUS
		SILVER	VASILIEVA Lilia	RUS
		BRONZE	SHEVCHENKO Anna	KAZ
Men's 10km Individual Classic	MON 30 JAN	GOLD	GONTAR Valeriy	RUS
		SILVER	ROSTOVTSEV Dmitriy	RUS
		BRONZE	POUYE Alexandre	FRA
Ladies' 5km Individual Classic	MON 30 JAN	GOLD	VASILIEVA Lilia	RUS
		SILVER	NECHAEVSKAYA Anna	RUS
		BRONZE	SHEVCHENKO Anna	KAZ



Medal Standings

As of WED 8 FEB 2017 at 12:10

AFTER 11 OF 11 EVENTS

Rank	Country	Men				Ladies				Mixed				Total				Rank by Total
		G	S	B	Tot.	G	S	B	Tot.	G	S	B	Tot.	G	S	B	Tot.	
1	RUS - Russian Federation	4	4	1	9	5	4		9			1	1	9	8	2	19	1
2	KAZ - Kazakhstan	1	1	1	3		1	4	5	1			1	2	2	5	9	2
3	FRA - France			1	1			1	1		1		1		1	2	3	3
4	ARM - Armenia			1	1											1	1	=4
4	CZE - Czech Republic			1	1											1	1	=4
Total:		5	5	5	15	5	5	5	15	1	1	1	3	11	11	11	33	

Legend

= Equal sign indicates that two or more Countries share the same rank by total
G Gold
Tot. Total
B Bronze
S Silver



Almaty 2017

28TH WINTER UNIVERSIADE



CROSS-COUNTRY SKIING

Ladies' 5km Individual Classic



Results

Jury Information				Course Information			
FIS Technical Delegate	LUSTREK Marko (SLO)			Name:	5 km		
FIS Race Director	KIELPINSKA Zofia (POL)			Height Difference (HD):	87m		
FIS Assistant Technical Delegate	OFSTAD Sylvi Pettersen (NOR)			Maximum Climb (MC):	60m		
Assistant TD Nat.	KOLOMEYETS Oleg (KAZ)			Total Climb (TC):	191m		
Chief of Competition	VELECHSHUK Alexandr (KAZ)			Length of Lap:	4892m		
				Number of Laps:	1		

Rank	Bib	FIS Code	Name	Country Code	1.8km Time Rank	2.6km Time Rank	Finish Time	Behind	FIS Points
1	56	3486003	VASILIEVA Lilia	RUS	5:56.4 3	10:47.6 1	14:08.6	0.0	48.11
2	64	3485849	NECHAEVSKAYA Anna	RUS	5:55.9 2	10:47.8 2	14:21.9	+13.3	60.65
3	59	3675035	SHEVCHENKO Anna	KAZ	5:50.8 1	10:51.1 3	14:23.8	+15.2	62.44
4	62	3435098	MARCISZ Ewelina	POL	5:57.6 4	10:59.2 4	14:34.7	+26.1	72.72
5	54	3485701	MALEVANNAIA Ksenia	RUS	6:10.0 9	11:15.3 7	14:42.2	+33.6	79.79
6	53	3435040	GALEWICZ Martyna	POL	6:00.6 5	11:10.0 6	14:45.1	+36.5	82.52
7	61	3485841	DAVYDENKOVA Maria	RUS	6:03.3 8	11:01.4 5	14:47.4	+38.8	84.69
8	60	3486077	REPITSYNA Olga	RUS	6:00.7 6	11:18.6 8	14:59.7	+51.1	96.28
9	51	3195205	BENTZ Coralie	FRA	6:19.9 14	11:29.0 9	15:00.6	+52.0	97.13
10	49	3675049	BYKOVA Irina	KAZ	6:24.8 16	11:31.9 11	15:07.4	+58.8	103.54
11	57	3665106	MAYNGARDT Anastasia	BLR			15:10.0	+1:01.4	105.99
12	52	3675036	MANDRIKA Olga	KAZ	6:14.3 10	11:30.2 10	15:11.2	+1:02.6	107.12
13	55	3675029	STOYAN Anna	KAZ	6:29.2 19	11:50.4 16	15:15.5	+1:06.9	111.18
14	58	3195192	CHOPARD LALLIER Celine	FRA	6:16.8 11	11:42.6 13	15:16.2	+1:07.6	111.84
15	47	3485487	GLAVATSKIKH Oxana	RUS			15:16.8	+1:08.2	112.40
16	43	3195182	DAMIANI Lea	FRA	6:18.0 13	11:45.2 14	15:19.1	+1:10.5	114.57
17	46	3665059	LUKONINA Ina	BLR	6:01.3 7	11:48.3 15	15:21.9	+1:13.3	117.21
18	41	3675041	SHURYGA Angelina	KAZ	6:25.5 17	11:51.9 17	15:23.9	+1:15.3	119.10
19	48	3305193	TAKIZAWA Kozue	JPN	6:26.0 18	11:42.0 12	15:24.6	+1:16.0	119.76
20	45	3515253	ABDERHALDEN Jogscha	SUI	6:34.0 22	12:03.7 19	15:39.0	+1:30.4	133.33
21	38	3665097	ROSHCHYNSKAYA Maryia	BLR	6:37.2 24	12:00.7 18	15:42.5	+1:33.9	136.63
22	63	3195113	BUILLET Marion	FRA	6:21.2 15	12:10.8 20	15:51.9	+1:43.3	145.49
23	32	3535612	SULSER Elise	USA	6:42.5 26	12:21.3 23	16:07.0	+1:58.4	159.73
24	30	3105244	PICHARD-JOLICOEUR Christel	CAN	6:36.7 23	12:19.1 21	16:11.1	+2:02.5	163.59
25	44	3675090	TARASSOVA Anzhelika	KAZ	6:17.8 12	12:27.3 24	16:16.0	+2:07.4	168.21
26	27	3725008	CHINBAT Otgontsetseg	MGL	6:43.4 27	12:19.6 22	16:18.3	+2:09.7	170.38
27	36	3695059	TARASENKO Yulia	UKR	6:53.3 32	12:36.4 26	16:22.4	+2:13.8	174.25
28	17	3295336	CONFORTOLA Consuelo	ITA	6:50.9 30	12:45.7 27	16:27.1	+2:18.5	178.68
29	42	3305194	TANAKA Yukari	JPN	6:32.6 21	12:32.0 25	16:36.7	+2:28.1	187.73
30	25	3695069	SOLOVEI Iryna	UKR	7:04.2 36	12:52.5 28	16:41.9	+2:33.3	192.63
31	29	3705049	SMERCIKOVA Aneta	SVK	7:07.0 37	12:56.2 29	16:46.3	+2:37.7	196.78
32	21	3705042	SEGEOVA Eva	SVK	6:45.4 29	12:56.7 31	16:48.8	+2:40.2	199.14
33	5	3295297	COMPAGNONI Jael	ITA	6:58.9 34	12:58.8 33	16:51.0	+2:42.4	201.21
34	34	3695066	NASYKO Mariya	UKR	7:02.9 35	12:56.5 30	16:51.9	+2:43.3	202.06
35	26	3695091	SIHETI Oksana	UKR	7:07.4 38	12:58.5 32	16:54.0	+2:45.4	204.04
36	39	3665065	BUKINICH Maryna	BLR	6:51.3 31	13:06.9 36	16:56.9	+2:48.3	206.77
37	4	3125068	LI Lei	CHN	6:42.2 25	13:06.3 34	16:57.0	+2:48.4	206.87
38	40	3695052	OLEKH Viktoriya	UKR	6:29.3 20	13:08.7 37	16:59.2	+2:50.6	208.94
39	50	3155288	KLEMENTOVA Andrea	CZE	7:13.6 43	13:13.3 38	17:01.2	+2:52.6	210.83
40	24	3105206	CAMICOLI Emma	CAN	7:12.7 42	13:15.0 39	17:11.2	+3:02.6	220.25
41	18	3725014	ARIUNSANAA Enkhtuul	MGL	7:09.1 39	13:06.5 35	17:11.7	+3:03.1	220.72
42	35	3785032	KAZNACENKO Marija	LTU	7:16.9 44	13:22.3 41	17:13.0	+3:04.4	221.95
43	2	3105255	DICKEY Shelby	CAN	6:56.5 33	13:19.3 40	17:20.9	+3:12.3	229.40
44	33	3525035	KARADEMIR Yonca	TUR	7:19.2 45	13:27.4 43	17:29.6	+3:21.0	237.60
45	14	3435163	STOKFISZ Katarzyna	POL	7:11.3 41	13:26.0 42	17:30.8	+3:22.2	238.73
46	1	3125092	ZHAO Yuan	CHN	7:24.2 46	13:48.9 45	17:47.6	+3:39.0	254.57
47	16	3105187	VANDERZWET Kyla	CAN	7:37.1 51	14:00.3 47	17:50.1	+3:41.5	256.92
48	11	3535691	KENT Meghan	USA	7:25.1 47	13:48.7 44	17:59.7	+3:51.1	265.97
49	9	3535651	THOMAS Yara	USA	7:39.9 52	14:14.5 49	18:09.7	+4:01.1	275.40
50	6	3535722	MALMQUIST Emma	USA	7:30.0 48	14:18.6 52	18:27.0	+4:18.4	291.71



Results

Rank	Bib	FIS Code	Name	Country Code	1.8km Time Rank	2.6km Time Rank	Finish Time	Behind	FIS Points
51	31	3315021	ILIC Anja	SRB	7:42.8 53	14:15.9 50	18:30.1	+4:21.5	294.63
52	8	3725013	BAT-OCHIR Delgermaa	MGL	7:30.9 49	14:10.9 48	18:31.5	+4:22.9	295.95
53	37	3325042	LEE Ji-yun	KOR	7:49.8 56	14:16.8 51	18:33.0	+4:24.4	297.37
54	22	3325056	BAE Min-ju	KOR	7:47.9 55	14:36.1 53	18:48.6	+4:40.0	312.07
55	13	3435146	CZUSZ Magdalena	POL	7:09.2 40	13:58.5 46	18:51.2	+4:42.6	314.53
56	15	3085006	MOURA Bruna	BRA	7:47.1 54	14:37.8 54	18:52.1	+4:43.5	315.37
57	19	3325058	KIM Eun-ji	KOR	7:55.8 58	14:47.5 56	19:01.0	+4:52.4	323.76
58	10	3695089	MAZUR Daryna	UKR	7:34.3 50	14:37.9 55	19:17.6	+5:09.0	339.41
59	20	3325060	KIM Bo-ra	KOR	7:59.6 59	15:02.2 57	19:21.8	+5:13.2	343.37
60	12	3535537	JECH Sierra	USA	7:55.4 57	15:11.3 58	19:31.3	+5:22.7	352.33
61	3	3535724	FOSTER Sierra	USA	8:24.9 60	15:51.7 59	20:18.8	+6:10.2	397.11
62	7	3775011	ABDYKADYROVA Kunduz	KGZ	9:53.3 61	17:53.1 60	22:44.1	+8:35.5	534.09

Did Not Finish

28	3105205	THEBERGE Andree-Anne	CAN	6:45.2 28	33:32.0 61
----	---------	----------------------	-----	-----------	------------

Did Not Start

23	3325051	YOO Dan-bi	KOR		
----	---------	------------	-----	--	--

Weather	Snow Condition	Temperatures		Competitors / Countries				
		Air	Snow	Entries	Ranked	DNS	DNF	DSQ
Sky Clear	Packed	-2,0°C	-3,0°C	64/21	62/21	1/1	1/1	0/0

FIS Technical Delegate

LUSTREK Marko (SLO)

Race Secretary

NEVZOROVA Anna (KAZ)

Legend

DNF Did Not Finish

DQB Disqualification for unsportsmanlike behaviour

DNS Did Not Start

DSQ Disqualified

30 JAN 2017 / Almaty (KAZ) / 3117

CCSW5KMIS-----FNL-000100--_73A 1.0

Report Created MON 30 JAN 2017 12:04

Page 2/2





Competition Analysis

Rank	Bib	Name	Country Code			Finish Time			Behind			Rank
			1.8 km			2.6 km			5.0 km			
			Time	Behind	Rk	Time	Behind	Rk	Time	Behind	Rk	
1	56	VASILIEVA Lilia	RUS			14:08.6			0.0			1
Cumulative Time			5:56.4	+5.6	3	10:47.6	0.0	1	14:08.6	0.0	1	
Sector Time			5:56.4	+5.6	3	4:51.2	0.0	1				
2	64	NECHAEVSKAYA Anna	RUS			14:21.9			+13.3			2
Cumulative Time			5:55.9	+5.1	2	10:47.8	+0.2	2	14:21.9	+13.3	2	
Sector Time			5:55.9	+5.1	2	4:51.9	+0.7	2				
3	59	SHEVCHENKO Anna	KAZ			14:23.8			+15.2			3
Cumulative Time			5:50.8	0.0	1	10:51.1	+3.5	3	14:23.8	+15.2	3	
Sector Time			5:50.8	0.0	1	5:00.3	+9.1	4				
4	62	MARCISZ Ewelina	POL			14:34.7			+26.1			4
Cumulative Time			5:57.6	+6.8	4	10:59.2	+11.6	4	14:34.7	+26.1	4	
Sector Time			5:57.6	+6.8	4	5:01.6	+10.4	5				
5	54	MALEVANNAIA Ksenia	RUS			14:42.2			+33.6			5
Cumulative Time			6:10.0	+19.2	9	11:15.3	+27.7	7	14:42.2	+33.6	5	
Sector Time			6:10.0	+19.2	9	5:05.3	+14.1	6				
6	53	GALEWICZ Martyna	POL			14:45.1			+36.5			6
Cumulative Time			6:00.6	+9.8	5	11:10.0	+22.4	6	14:45.1	+36.5	6	
Sector Time			6:00.6	+9.8	5	5:09.4	+18.2	9				
7	61	DAVYDENKOVA Maria	RUS			14:47.4			+38.8			7
Cumulative Time			6:03.3	+12.5	8	11:01.4	+13.8	5	14:47.4	+38.8	7	
Sector Time			6:03.3	+12.5	8	4:58.1	+6.9	3				
8	60	REPNITSYNA Olga	RUS			14:59.7			+51.1			8
Cumulative Time			6:00.7	+9.9	6	11:18.6	+31.0	8	14:59.7	+51.1	8	
Sector Time			6:00.7	+9.9	6	5:17.9	+26.7	12				
9	51	BENTZ Coralie	FRA			15:00.6			+52.0			9
Cumulative Time			6:19.9	+29.1	14	11:29.0	+41.4	9	15:00.6	+52.0	9	
Sector Time			6:19.9	+29.1	14	5:09.1	+17.9	8				
10	49	BYKOVA Irina	KAZ			15:07.4			+58.8			10
Cumulative Time			6:24.8	+34.0	16	11:31.9	+44.3	11	15:07.4	+58.8	10	
Sector Time			6:24.8	+34.0	16	5:07.1	+15.9	7				
11	57	MAYNGARDT Anastasia	BLR			15:10.0			+1:01.4			11
Cumulative Time									15:10.0	+1:01.4	11	
Sector Time												
12	52	MANDRIKA Olga	KAZ			15:11.2			+1:02.6			12
Cumulative Time			6:14.3	+23.5	10	11:30.2	+42.6	10	15:11.2	+1:02.6	12	
Sector Time			6:14.3	+23.5	10	5:15.9	+24.7	10				
13	55	STOYAN Anna	KAZ			15:15.5			+1:06.9			13
Cumulative Time			6:29.2	+38.4	19	11:50.4	+1:02.8	16	15:15.5	+1:06.9	13	
Sector Time			6:29.2	+38.4	19	5:21.2	+30.0	13				
14	58	CHOPARD LALLIER Celine	FRA			15:16.2			+1:07.6			14
Cumulative Time			6:16.8	+26.0	11	11:42.6	+55.0	13	15:16.2	+1:07.6	14	
Sector Time			6:16.8	+26.0	11	5:25.8	+34.6	15				
15	47	GLAVATSKIKH Oxana	RUS			15:16.8			+1:08.2			15
Cumulative Time									15:16.8	+1:08.2	15	
Sector Time												
16	43	DAMIANI Lea	FRA			15:19.1			+1:10.5			16
Cumulative Time			6:18.0	+27.2	13	11:45.2	+57.6	14	15:19.1	+1:10.5	16	
Sector Time			6:18.0	+27.2	13	5:27.2	+36.0	17				



Competition Analysis

Rank	Bib	Name	Country Code			Finish Time	Behind			Rank	
			1.8 km		2.6 km		5.0 km				
			Time	Behind	Rk	Time	Behind	Rk	Time	Behind	Rk
17	46	LUKONINA Ina	BLR			15:21.9	+1:13.3			17	
Cumulative Time			6:01.3	+10.5	7	11:48.3	+1:00.7	15	15:21.9	+1:13.3	17
Sector Time			6:01.3	+10.5	7	5:47.0	+55.8	23			
18	41	SHURYGA Angelina	KAZ			15:23.9	+1:15.3			18	
Cumulative Time			6:25.5	+34.7	17	11:51.9	+1:04.3	17	15:23.9	+1:15.3	18
Sector Time			6:25.5	+34.7	17	5:26.4	+35.2	16			
19	48	TAKIZAWA Kozue	JPN			15:24.6	+1:16.0			19	
Cumulative Time			6:26.0	+35.2	18	11:42.0	+54.4	12	15:24.6	+1:16.0	19
Sector Time			6:26.0	+35.2	18	5:16.0	+24.8	11			
20	45	ABDERHALDEN Jogscha	SUI			15:39.0	+1:30.4			20	
Cumulative Time			6:34.0	+43.2	22	12:03.7	+1:16.1	19	15:39.0	+1:30.4	20
Sector Time			6:34.0	+43.2	22	5:29.7	+38.5	18			
21	38	ROSHCHYNSKAYA Maryia	BLR			15:42.5	+1:33.9			21	
Cumulative Time			6:37.2	+46.4	24	12:00.7	+1:13.1	18	15:42.5	+1:33.9	21
Sector Time			6:37.2	+46.4	24	5:23.5	+32.3	14			
22	63	BUILLET Marion	FRA			15:51.9	+1:43.3			22	
Cumulative Time			6:21.2	+30.4	15	12:10.8	+1:23.2	20	15:51.9	+1:43.3	22
Sector Time			6:21.2	+30.4	15	5:49.6	+58.4	26			
23	32	SULSER Elise	USA			16:07.0	+1:58.4			23	
Cumulative Time			6:42.5	+51.7	26	12:21.3	+1:33.7	23	16:07.0	+1:58.4	23
Sector Time			6:42.5	+51.7	26	5:38.8	+47.6	20			
24	30	PICHARD-JOLICOEUR Christel	CAN			16:11.1	+2:02.5			24	
Cumulative Time			6:36.7	+45.9	23	12:19.1	+1:31.5	21	16:11.1	+2:02.5	24
Sector Time			6:36.7	+45.9	23	5:42.4	+51.2	21			
25	44	TARASSOVA Anzhelika	KAZ			16:16.0	+2:07.4			25	
Cumulative Time			6:17.8	+27.0	12	12:27.3	+1:39.7	24	16:16.0	+2:07.4	25
Sector Time			6:17.8	+27.0	12	6:09.5	+1:18.3	37			
26	27	CHINBAT Otgontsetseg	MGL			16:18.3	+2:09.7			26	
Cumulative Time			6:43.4	+52.6	27	12:19.6	+1:32.0	22	16:18.3	+2:09.7	26
Sector Time			6:43.4	+52.6	27	5:36.2	+45.0	19			
27	36	TARASENKO Yulia	UKR			16:22.4	+2:13.8			27	
Cumulative Time			6:53.3	+1:02.5	32	12:36.4	+1:48.8	26	16:22.4	+2:13.8	27
Sector Time			6:53.3	+1:02.5	32	5:43.1	+51.9	22			
28	17	CONFORTOLA Consuelo	ITA			16:27.1	+2:18.5			28	
Cumulative Time			6:50.9	+1:00.1	30	12:45.7	+1:58.1	27	16:27.1	+2:18.5	28
Sector Time			6:50.9	+1:00.1	30	5:54.8	+1:03.6	29			
29	42	TANAKA Yukari	JPN			16:36.7	+2:28.1			29	
Cumulative Time			6:32.6	+41.8	21	12:32.0	+1:44.4	25	16:36.7	+2:28.1	29
Sector Time			6:32.6	+41.8	21	5:59.4	+1:08.2	31			
30	25	SOLOVEI Iryna	UKR			16:41.9	+2:33.3			30	
Cumulative Time			7:04.2	+1:13.4	36	12:52.5	+2:04.9	28	16:41.9	+2:33.3	30
Sector Time			7:04.2	+1:13.4	36	5:48.3	+57.1	24			
31	29	SMERCIAKOVA Aneta	SVK			16:46.3	+2:37.7			31	
Cumulative Time			7:07.0	+1:16.2	37	12:56.2	+2:08.6	29	16:46.3	+2:37.7	31
Sector Time			7:07.0	+1:16.2	37	5:49.2	+58.0	25			
32	21	SEGECOVA Eva	SVK			16:48.8	+2:40.2			32	
Cumulative Time			6:45.4	+54.6	29	12:56.7	+2:09.1	31	16:48.8	+2:40.2	32
Sector Time			6:45.4	+54.6	29	6:11.3	+1:20.1	38			



Competition Analysis

Rank	Bib	Name	Country Code			Finish Time			Behind			Rank
		1.8 km			2.6 km			5.0 km				
		Time	Behind	Rk	Time	Behind	Rk	Time	Behind	Rk		
33	5	COMPAGNONI Jael	ITA			16:51.0			+2:42.4			33
Cumulative Time		6:58.9	+1:08.1	34	12:58.8	+2:11.2	33	16:51.0	+2:42.4	33		
Sector Time		6:58.9	+1:08.1	34	5:59.9	+1:08.7	33					
34	34	NASYKO Mariya	UKR			16:51.9			+2:43.3			34
Cumulative Time		7:02.9	+1:12.1	35	12:56.5	+2:08.9	30	16:51.9	+2:43.3	34		
Sector Time		7:02.9	+1:12.1	35	5:53.6	+1:02.4	28					
35	26	SIHETI Oksana	UKR			16:54.0			+2:45.4			35
Cumulative Time		7:07.4	+1:16.6	38	12:58.5	+2:10.9	32	16:54.0	+2:45.4	35		
Sector Time		7:07.4	+1:16.6	38	5:51.1	+59.9	27					
36	39	BUKINICH Maryna	BLR			16:56.9			+2:48.3			36
Cumulative Time		6:51.3	+1:00.5	31	13:06.9	+2:19.3	36	16:56.9	+2:48.3	36		
Sector Time		6:51.3	+1:00.5	31	6:15.6	+1:24.4	40					
37	4	LI Lei	CHN			16:57.0			+2:48.4			37
Cumulative Time		6:42.2	+51.4	25	13:06.3	+2:18.7	34	16:57.0	+2:48.4	37		
Sector Time		6:42.2	+51.4	25	6:24.1	+1:32.9	44					
38	40	OLEKH Viktoriya	UKR			16:59.2			+2:50.6			38
Cumulative Time		6:29.3	+38.5	20	13:08.7	+2:21.1	37	16:59.2	+2:50.6	38		
Sector Time		6:29.3	+38.5	20	6:39.4	+1:48.2	49					
39	50	KLEMENTOVA Andrea	CZE			17:01.2			+2:52.6			39
Cumulative Time		7:13.6	+1:22.8	43	13:13.3	+2:25.7	38	17:01.2	+2:52.6	39		
Sector Time		7:13.6	+1:22.8	43	5:59.7	+1:08.5	32					
40	24	CAMICOLI Emma	CAN			17:11.2			+3:02.6			40
Cumulative Time		7:12.7	+1:21.9	42	13:15.0	+2:27.4	39	17:11.2	+3:02.6	40		
Sector Time		7:12.7	+1:21.9	42	6:02.3	+1:11.1	34					
41	18	ARIUNSANAA Enkhtuul	MGL			17:11.7			+3:03.1			41
Cumulative Time		7:09.1	+1:18.3	39	13:06.5	+2:18.9	35	17:11.7	+3:03.1	41		
Sector Time		7:09.1	+1:18.3	39	5:57.4	+1:06.2	30					
42	35	KAZNACENKO Marija	LTU			17:13.0			+3:04.4			42
Cumulative Time		7:16.9	+1:26.1	44	13:22.3	+2:34.7	41	17:13.0	+3:04.4	42		
Sector Time		7:16.9	+1:26.1	44	6:05.4	+1:14.2	35					
43	2	DICKEY Shelby	CAN			17:20.9			+3:12.3			43
Cumulative Time		6:56.5	+1:05.7	33	13:19.3	+2:31.7	40	17:20.9	+3:12.3	43		
Sector Time		6:56.5	+1:05.7	33	6:22.8	+1:31.6	41					
44	33	KARADEMIR Yonca	TUR			17:29.6			+3:21.0			44
Cumulative Time		7:19.2	+1:28.4	45	13:27.4	+2:39.8	43	17:29.6	+3:21.0	44		
Sector Time		7:19.2	+1:28.4	45	6:08.2	+1:17.0	36					
45	14	STOKFISZ Katarzyna	POL			17:30.8			+3:22.2			45
Cumulative Time		7:11.3	+1:20.5	41	13:26.0	+2:38.4	42	17:30.8	+3:22.2	45		
Sector Time		7:11.3	+1:20.5	41	6:14.7	+1:23.5	39					
46	1	ZHAO Yuan	CHN			17:47.6			+3:39.0			46
Cumulative Time		7:24.2	+1:33.4	46	13:48.9	+3:01.3	45	17:47.6	+3:39.0	46		
Sector Time		7:24.2	+1:33.4	46	6:24.7	+1:33.5	45					
47	16	VANDERZWET Kyla	CAN			17:50.1			+3:41.5			47
Cumulative Time		7:37.1	+1:46.3	51	14:00.3	+3:12.7	47	17:50.1	+3:41.5	47		
Sector Time		7:37.1	+1:46.3	51	6:23.2	+1:32.0	42					
48	11	KENT Meghan	USA			17:59.7			+3:51.1			48
Cumulative Time		7:25.1	+1:34.3	47	13:48.7	+3:01.1	44	17:59.7	+3:51.1	48		
Sector Time		7:25.1	+1:34.3	47	6:23.6	+1:32.4	43					



Competition Analysis

Rank	Bib	Name	Country Code			Finish Time	Behind			Rank	
			1.8 km		2.6 km		5.0 km				
			Time	Behind	Rk	Time	Behind	Rk	Time	Behind	Rk
49	9	THOMAS Yara	USA			18:09.7	+4:01.1			49	
Cumulative Time			7:39.9	+1:49.1	52	14:14.5	+3:26.9	49	18:09.7	+4:01.1	49
Sector Time			7:39.9	+1:49.1	52	6:34.6	+1:43.4	48			
50	6	MALMQUIST Emma	USA			18:27.0	+4:18.4			50	
Cumulative Time			7:30.0	+1:39.2	48	14:18.6	+3:31.0	52	18:27.0	+4:18.4	50
Sector Time			7:30.0	+1:39.2	48	6:48.6	+1:57.4	52			
51	31	ILIC Anja	SRB			18:30.1	+4:21.5			51	
Cumulative Time			7:42.8	+1:52.0	53	14:15.9	+3:28.3	50	18:30.1	+4:21.5	51
Sector Time			7:42.8	+1:52.0	53	6:33.1	+1:41.9	47			
52	8	BAT-OCHIR Delgermaa	MGL			18:31.5	+4:22.9			52	
Cumulative Time			7:30.9	+1:40.1	49	14:10.9	+3:23.3	48	18:31.5	+4:22.9	52
Sector Time			7:30.9	+1:40.1	49	6:40.0	+1:48.8	50			
53	37	LEE Ji-yun	KOR			18:33.0	+4:24.4			53	
Cumulative Time			7:49.8	+1:59.0	56	14:16.8	+3:29.2	51	18:33.0	+4:24.4	53
Sector Time			7:49.8	+1:59.0	56	6:27.0	+1:35.8	46			
54	22	BAE Min-ju	KOR			18:48.6	+4:40.0			54	
Cumulative Time			7:47.9	+1:57.1	55	14:36.1	+3:48.5	53	18:48.6	+4:40.0	54
Sector Time			7:47.9	+1:57.1	55	6:48.2	+1:57.0	51			
55	13	CZUSZ Magdalena	POL			18:51.2	+4:42.6			55	
Cumulative Time			7:09.2	+1:18.4	40	13:58.5	+3:10.9	46	18:51.2	+4:42.6	55
Sector Time			7:09.2	+1:18.4	40	6:49.3	+1:58.1	53			
56	15	MOURA Bruna	BRA			18:52.1	+4:43.5			56	
Cumulative Time			7:47.1	+1:56.3	54	14:37.8	+3:50.2	54	18:52.1	+4:43.5	56
Sector Time			7:47.1	+1:56.3	54	6:50.7	+1:59.5	54			
57	19	KIM Eun-ji	KOR			19:01.0	+4:52.4			57	
Cumulative Time			7:55.8	+2:05.0	58	14:47.5	+3:59.9	56	19:01.0	+4:52.4	57
Sector Time			7:55.8	+2:05.0	58	6:51.7	+2:00.5	55			
58	10	MAZUR Daryna	UKR			19:17.6	+5:09.0			58	
Cumulative Time			7:34.3	+1:43.5	50	14:37.9	+3:50.3	55	19:17.6	+5:09.0	58
Sector Time			7:34.3	+1:43.5	50	7:03.6	+2:12.4	57			
59	20	KIM Bo-ra	KOR			19:21.8	+5:13.2			59	
Cumulative Time			7:59.6	+2:08.8	59	15:02.2	+4:14.6	57	19:21.8	+5:13.2	59
Sector Time			7:59.6	+2:08.8	59	7:02.6	+2:11.4	56			
60	12	JECH Sierra	USA			19:31.3	+5:22.7			60	
Cumulative Time			7:55.4	+2:04.6	57	15:11.3	+4:23.7	58	19:31.3	+5:22.7	60
Sector Time			7:55.4	+2:04.6	57	7:15.9	+2:24.7	58			
61	3	FOSTER Sierra	USA			20:18.8	+6:10.2			61	
Cumulative Time			8:24.9	+2:34.1	60	15:51.7	+5:04.1	59	20:18.8	+6:10.2	61
Sector Time			8:24.9	+2:34.1	60	7:26.8	+2:35.6	59			
62	7	ABDYKADYROVA Kunduz	KGZ			22:44.1	+8:35.5			62	
Cumulative Time			9:53.3	+4:02.5	61	17:53.1	+7:05.5	60	22:44.1	+8:35.5	62
Sector Time			9:53.3	+4:02.5	61	7:59.8	+3:08.6	60			

Did Not Finish

28	THEBERGE Andree-Anne	CAN							
Cumulative Time			6:45.2	+54.4	28	33:32.0	+22:44.4	61	
Sector Time			6:45.2	+54.4	28	26:46.8	+21:55.6	61	

Did Not Start

23	YOO Dan-bi	KOR							
-----------	-------------------	------------	--	--	--	--	--	--	--



Competition Analysis

Legend	
Rk	Rank

30 JAN 2017 / Almaty (KAZ) / 3117

CCSW5KMIS-----FNL-000100--_77A 1.0

Report Created MON 30 JAN 2017 12:12

Page 5/5





Almaty 2017

28th WINTER UNIVERSIADE

TUE 31 JAN 2017

Start Time 10:30 / End Time 11:25

Results

Jury Information				Course Information			
FIS Technical Delegate	LUSTREK Marko (SLO)			Name:	2.5 km red		
FIS Race Director	KIELPINSKA Zofia (POL)			Height Difference (HD):	42m		
FIS Assistant Technical Delegate	OFSTAD Sylvi Pettersen (NOR)			Maximum Climb (MC):	33m		
Assistant TD Nat.	KOLOMEYETS Oleg (KAZ)			Total Climb (TC):	174m		
Chief of Competition	VELECHSHUK Alexandr (KAZ)			Length of Lap:	2480m		
				Number of Laps:	2		

Rank	Bib	FIS Code	Name	Country Code	1.2km Time Rank	2.5km Time Rank	3.7km Time Rank	Finish Time	Behind
1	2	3485849	NECHAEVSKAYA Anna	RUS	3:31.3 2	6:46.6 1	10:08.8 1	13:29.7	0.0
2	1	3486003	VASILIEVA Lilia	RUS	3:29.4 1	6:47.2 2	10:18.9 2	13:47.8	+18.1
3	3	3675035	SHEVCHENKO Anna	KAZ	3:37.6 3	6:52.2 3	10:36.9 4	13:51.0	+21.3
4	4	3435098	MARCISZ Ewelina	POL	3:41.7 4	6:55.1 4	10:36.2 3	14:09.8	+40.1
5	7	3485841	DAVYDENKOVA Maria	RUS	4:05.6 5	7:26.4 5	11:12.9 5	14:31.4	+1:01.7
6	8	3486077	REPNIYSYNA Olga	RUS	4:18.5 8	7:37.0 7	11:15.1 6	14:31.8	+1:02.1
7	14	3195192	CHOPARD LALLIER Celine	FRA	4:39.2 12	7:49.7 9	11:32.3 8	14:49.9	+1:20.2
8	9	3195205	BENTZ Coralie	FRA	4:28.6 9	7:50.1 10	11:32.9 9	14:50.6	+1:20.9
9	12	3675036	MANDRIKA Olga	KAZ	4:29.2 10	7:52.4 12	11:35.4 10	14:53.6	+1:23.9
10	6	3435040	GALEWICZ Martyna	POL	4:07.4 6	7:29.8 6	11:24.7 7	14:56.4	+1:26.7
11	16	3195182	DAMIANI Lea	FRA	4:40.3 13	8:01.0 13	11:50.6 13	15:11.4	+1:41.7
12	15	3485487	GLAVATSKIKH Oxana	RUS	4:30.3 11	7:51.7 11	11:46.9 12	15:14.8	+1:45.1
13	19	3305193	TAKIZAWA Kozue	JPN	4:50.1 17	8:14.9 16	11:59.6 14	15:29.4	+1:59.7
14	11	3665106	MAYNGARDT Anastasia	BLR	4:49.7 16	8:12.1 14	12:05.5 16	15:33.0	+2:03.3
15	22	3195113	BUILLET Marion	FRA	5:17.9 20	8:38.6 20	12:21.7 19	15:38.3	+2:08.6
16	10	3675049	BYKOVA Irina	KAZ	4:40.8 14	8:13.1 15	12:04.4 15	15:40.6	+2:10.9
17	5	3485701	MALEVANNAIA Ksenia	RUS	4:18.3 7	7:49.2 8	11:44.1 11	15:40.7	+2:11.0
18	17	3665059	LUKONINA Ina	BLR	4:49.0 15	8:17.8 17	12:15.9 17	15:45.5	+2:15.8
19	18	3675041	SHURYGA Angelina	KAZ	5:02.1 19	8:31.3 19	12:33.9 20	16:08.9	+2:39.2
20	13	3675029	STOYAN Anna	KAZ	4:51.0 18	8:18.2 18	12:16.5 18	16:11.4	+2:41.7
21	20	3515253	ABDERHALDEN Jogscha	SUI	5:25.6 21	8:57.3 21	13:01.1 21	16:26.1	+2:56.4
22	21	3665097	ROSHCHYNSKAYA Maryia	BLR	5:28.2 22	8:58.4 22	13:02.1 22	16:26.9	+2:57.2
23	25	3675090	TARASSOVA Anzhelika	KAZ	5:57.1 23	9:24.1 23	13:11.2 23	17:12.0	+3:42.3
24	23	3535612	SULSER Elise	USA	5:57.3 24	9:33.1 24	13:42.9 24	17:16.8	+3:47.1
25	29	3305194	TANAKA Yukari	JPN	6:16.2 27	9:47.9 26	13:43.7 25	17:24.2	+3:54.5
26	27	3695059	TARASENKO Yulia	UKR	6:13.5 26	9:48.2 27	13:58.0 27	17:26.6	+3:56.9
27	32	3705042	SEGECOVA Eva	SVK	6:30.6 32	10:01.0 29	13:59.9 28	17:28.2	+3:58.5
28	38	3695052	OLEKH Viktoriya	UKR	6:28.8 30	10:00.9 28	13:56.1 26	17:33.2	+4:03.5
29	34	3695066	NASYKO Mariya	UKR	6:34.1 33	10:07.9 32	14:04.5 29	17:36.4	+4:06.7
30	28	3295336	CONFORTOLA Consuelo	ITA	6:19.4 28	10:01.8 30	14:14.7 31	17:54.7	+4:25.0
31	24	3105244	PICHARD-JOLICOEUR Christel	CAN	5:58.6 25	9:44.3 25	14:14.9 32	18:05.6	+4:35.9
32	31	3705049	SMERCIAKOVA Aneta	SVK	6:41.7 36	10:20.7 34	14:34.1 34	18:09.7	+4:40.0
33	35	3695091	SIHETI Oksana	UKR	6:40.6 35	10:16.3 33	14:31.1 33	18:12.6	+4:42.9
34	42	3785032	KAZNACENKO Marija	LTU	7:02.5 40	10:40.7 40	14:42.1 36	18:17.7	+4:48.0
35	39	3155288	KLEMENTOVA Andrea	CZE	6:30.0 31	10:05.1 31	14:09.2 30	18:20.2	+4:50.5
36	33	3295297	COMPAGNONI Jael	ITA	6:42.9 37	10:25.8 37	14:40.0 35	18:26.7	+4:57.0
37	36	3665065	BUKINICH Maryna	BLR	6:45.5 39	10:29.7 38	14:54.5 38	18:37.6	+5:07.9
38	26	3725008	CHINBAT Otgontsetseg	MGL	6:22.0 29	10:22.3 35	14:42.7 37	18:40.3	+5:10.6
39	37	3125068	LI Lei	CHN	6:38.6 34	10:25.4 36	14:55.5 39	18:50.5	+5:20.8
40	30	3695069	SOLOVEI Iryna	UKR	6:44.2 38	10:31.0 39	15:14.0 40	18:56.0	+5:26.3
41	43	3105255	DICKEY Shelby	CAN	7:17.5 43	11:00.6 41	15:17.0 41	19:05.6	+5:35.9
42	44	3525035	KARADEMIR Yonca	TUR	7:31.7 44	11:16.6 44	15:37.9 44	19:19.3	+5:49.6
43	45	3435163	STOKFISZ Katarzyna	POL	7:32.3 45	11:16.9 45	15:38.3 45	19:19.7	+5:50.0
44	40	3105206	CAMICOLI Emma	CAN	7:08.1 41	11:01.2 42	15:33.8 42	19:22.7	+5:53.0
45	47	3105187	VANDERZWET Kyla	CAN	7:41.0 46	11:21.6 46	15:43.0 46	19:24.5	+5:54.8
46	41	3725014	ARIUNSANAA Enkhtuul	MGL	7:17.4 42	11:14.8 43	15:35.7 43	19:27.7	+5:58.0
47	48	3535691	KENT Meghan	USA	8:01.4 48	11:58.7 47	16:16.5 47	20:09.6	+6:39.9
48	51	3315021	ILIC Anja	SRB	8:22.0 50	12:17.4 50	16:41.9 48	20:38.6	+7:08.9
49	46	3125092	ZHAO Yuan	CHN	7:57.3 47	12:00.6 48	16:42.9 49	20:42.9	+7:13.2
50	49	3535651	THOMAS Yara	USA	8:17.7 49	12:13.2 49	16:53.5 50	20:49.7	+7:20.0

31 JAN 2017 / Almaty (KAZ) / 3118

CCSW5KMPU-----FNL-000100--_73A 1.0

Report Created TUE 31 JAN 2017 11:25

Page 1/2





Results

Rank	Bib	FIS Code	Name	Country Code	1.2km Time Rank	2.5km Time Rank	3.7km Time Rank	Finish Time	Behind
51	55	3435146	CZUSZ Magdalena	POL	8:46.9 52	12:33.5 51	17:02.1 51	20:54.6	+7:24.9
52	56	3085006	MOURA Bruna	BRA	8:47.0 53	12:45.7 52	17:04.5 52	21:01.1	+7:31.4
53	50	3535722	MALMQUIST Emma	USA	8:45.4 51	12:47.1 53	17:38.5 53	21:34.4	+8:04.7
54	58	3695089	MAZUR Daryna	UKR	9:28.4 57	13:28.2 56	18:04.7 56	21:56.0	+8:26.3
55	60	3535537	JECH Sierra	USA	9:44.6 59	13:32.5 57	18:10.0 57	21:56.6	+8:26.9
56	53	3325042	LEE Ji-yun	KOR	9:08.7 55	13:16.7 55	17:57.0 54	22:11.5	+8:41.8
57	52	3725013	BAT-OCHIR Delgermaa	MGL	8:51.5 54	13:07.5 54	18:00.6 55	22:13.1	+8:43.4
58	57	3325058	KIM Eun-ji	KOR	9:29.7 58	13:38.9 59	18:36.9 58	22:34.5	+9:04.8
59	54	3325056	BAE Min-ju	KOR	9:22.6 56	13:38.4 58	18:43.0 59	22:49.8	+9:20.1
60	59	3325060	KIM Bo-ra	KOR	9:57.9 60	14:10.5 60	18:58.9 60	22:56.7	+9:27.0
61	61	3535724	FOSTER Sierra	USA	10:44.4 61	14:45.1 61	19:34.3 61	23:30.0	+10:00.3
62	62	3775011	ABDYKADYROVA Kunduz	KGZ	13:18.6 62	17:37.8 62	22:46.0 62	27:28.3	+13:58.6

Weather	Snow Condition	Temperatures		Competitors / Countries				
		Air	Snow	Entries	Ranked	DNS	DNF	DSQ
Snow	Soft	1,0°C	-2,0°C	62/21	62/21	0/0	0/0	0/0

FIS Technical Delegate

LUSTREK Marko (SLO)

Race Secretary

NEVZOROVA Anna (KAZ)

Legend

DNF Did Not Finish

DQB Disqualification for unsportsmanlike behaviour

DNS Did Not Start

DSQ Disqualified

according to ICR 352.4.1.2 time penalty was added for BIB 5, 13, 25, 39

31 JAN 2017 / Almaty (KAZ) / 3118

CCSW5KMPU-----FNL-000100--_73A 1.0

Report Created TUE 31 JAN 2017 11:25

Page 2/2





Competition Analysis

Rank	Bib	Name	Country Code			Finish Time			Behind			Rank	
		1.2 km			2.5 km			3.7 km			5.0 km		
		Time	Behind	Rk	Time	Behind	Rk	Time	Behind	Rk	Time	Behind	Rk
1	2	NECHAEVSKAYA Anna	RUS			13:29.7			0.0			1	
Cumulative Time		3:31.3	+1.9	2	6:46.6	0.0	1	10:08.8	0.0	1	13:29.7	0.0	1
Sector Time		3:18.3	+2.6	2	3:15.3	+4.8	4	3:22.2	0.0	1	3:20.9	+6.8	9
2	1	VASILIEVA Lilia	RUS			13:47.8			+18.1			2	
Cumulative Time		3:29.4	0.0	1	6:47.2	+0.6	2	10:18.9	+10.1	2	13:47.8	+18.1	2
Sector Time		3:29.4	+13.7	9	3:17.8	+7.3	5	3:31.7	+9.5	2	3:28.9	+14.8	16
3	3	SHEVCHENKO Anna	KAZ			13:51.0			+21.3			3	
Cumulative Time		3:37.6	+8.2	3	6:52.2	+5.6	3	10:36.9	+28.1	4	13:51.0	+21.3	3
Sector Time		3:22.6	+6.9	4	3:14.6	+4.1	3	3:44.7	+22.5	9	3:14.1	0.0	1
4	4	MARCISZ Ewelina	POL			14:09.8			+40.1			4	
Cumulative Time		3:41.7	+12.3	4	6:55.1	+8.5	4	10:36.2	+27.4	3	14:09.8	+40.1	4
Sector Time		3:15.7	0.0	1	3:13.4	+2.9	2	3:41.1	+18.9	4	3:33.6	+19.5	21
5	7	DAVYDENKOVA Maria	RUS			14:31.4			+1:01.7			5	
Cumulative Time		4:05.6	+36.2	5	7:26.4	+39.8	5	11:12.9	+1:04.1	5	14:31.4	+1:01.7	5
Sector Time		3:26.6	+10.9	6	3:20.8	+10.3	9	3:46.5	+24.3	11	3:18.5	+4.4	7
6	8	REPNITSYNA Olga	RUS			14:31.8			+1:02.1			6	
Cumulative Time		4:18.5	+49.1	8	7:37.0	+50.4	7	11:15.1	+1:06.3	6	14:31.8	+1:02.1	6
Sector Time		3:27.5	+11.8	7	3:18.5	+8.0	6	3:38.1	+15.9	3	3:16.7	+2.6	3
7	14	CHOPARD LALLIER Celine	FRA			14:49.9			+1:20.2			7	
Cumulative Time		4:39.2	+1:09.8	12	7:49.7	+1:03.1	9	11:32.3	+1:23.5	8	14:49.9	+1:20.2	7
Sector Time		3:31.2	+15.5	11	3:10.5	0.0	1	3:42.6	+20.4	5	3:17.6	+3.5	4
8	9	BENTZ Coralie	FRA			14:50.6			+1:20.9			8	
Cumulative Time		4:28.6	+59.2	9	7:50.1	+1:03.5	10	11:32.9	+1:24.1	9	14:50.6	+1:20.9	8
Sector Time		3:36.6	+20.9	15	3:21.5	+11.0	11	3:42.8	+20.6	6	3:17.7	+3.6	5
9	12	MANDRIKA Olga	KAZ			14:53.6			+1:23.9			9	
Cumulative Time		4:29.2	+59.8	10	7:52.4	+1:05.8	12	11:35.4	+1:26.6	10	14:53.6	+1:23.9	9
Sector Time		3:26.2	+10.5	5	3:23.2	+12.7	14	3:43.0	+20.8	7	3:18.2	+4.1	6
10	6	GALEWICZ Martyna	POL			14:56.4			+1:26.7			10	
Cumulative Time		4:07.4	+38.0	6	7:29.8	+43.2	6	11:24.7	+1:15.9	7	14:56.4	+1:26.7	10
Sector Time		3:30.4	+14.7	10	3:22.4	+11.9	12	3:54.9	+32.7	16	3:31.7	+17.6	19
11	16	DAMIANI Lea	FRA			15:11.4			+1:41.7			11	
Cumulative Time		4:40.3	+1:10.9	13	8:01.0	+1:14.4	13	11:50.6	+1:41.8	13	15:11.4	+1:41.7	11
Sector Time		3:29.3	+13.6	8	3:20.7	+10.2	7	3:49.6	+27.4	13	3:20.8	+6.7	8
12	15	GLAVATSKIKH Oxana	RUS			15:14.8			+1:45.1			12	
Cumulative Time		4:30.3	+1:00.9	11	7:51.7	+1:05.1	11	11:46.9	+1:38.1	12	15:14.8	+1:45.1	12
Sector Time		3:22.3	+6.6	3	3:21.4	+10.9	10	3:55.2	+33.0	18	3:27.9	+13.8	13
13	19	TAKIZAWA Kozue	JPN			15:29.4			+1:59.7			13	
Cumulative Time		4:50.1	+1:20.7	17	8:14.9	+1:28.3	16	11:59.6	+1:50.8	14	15:29.4	+1:59.7	13
Sector Time		3:34.1	+18.4	12	3:24.8	+14.3	15	3:44.7	+22.5	9	3:29.8	+15.7	18
14	11	MAYNGARDT Anastasia	BLR			15:33.0			+2:03.3			14	
Cumulative Time		4:49.7	+1:20.3	16	8:12.1	+1:25.5	14	12:05.5	+1:56.7	16	15:33.0	+2:03.3	14
Sector Time		3:47.7	+32.0	22	3:22.4	+11.9	12	3:53.4	+31.2	15	3:27.5	+13.4	12
15	22	BUILLET Marion	FRA			15:38.3			+2:08.6			15	
Cumulative Time		5:17.9	+1:48.5	20	8:38.6	+1:52.0	20	12:21.7	+2:12.9	19	15:38.3	+2:08.6	15
Sector Time		3:34.9	+19.2	13	3:20.7	+10.2	7	3:43.1	+20.9	8	3:16.6	+2.5	2
16	10	BYKOVA Irina	KAZ			15:40.6			+2:10.9			16	
Cumulative Time		4:40.8	+1:11.4	14	8:13.1	+1:26.5	15	12:04.4	+1:55.6	15	15:40.6	+2:10.9	16
Sector Time		3:41.8	+26.1	18	3:32.3	+21.8	26	3:51.3	+29.1	14	3:36.2	+22.1	26



Competition Analysis

Rank	Bib	Name	Country Code						Finish Time	Behind		Rank		
			1.2 km		2.5 km		3.7 km			5.0 km				
			Time	Behind	Rk	Time	Behind	Rk	Time	Behind	Rk	Time	Behind	Rk
17	5	MALEVANNAIA Ksenia	RUS						15:40.7	+2:11.0		17		
Cumulative Time			4:18.3	+48.9	7	7:49.2	+1:02.6	8	11:44.1	+1:35.3	11	15:40.7	+2:11.0	17
Sector Time			3:44.3	+28.6	20	3:30.9	+20.4	22	3:54.9	+32.7	16	3:56.6	+42.5	50
18	17	LUKONINA Ina	BLR						15:45.5	+2:15.8		18		
Cumulative Time			4:49.0	+1:19.6	15	8:17.8	+1:31.2	17	12:15.9	+2:07.1	17	15:45.5	+2:15.8	18
Sector Time			3:36.0	+20.3	14	3:28.8	+18.3	18	3:58.1	+35.9	22	3:29.6	+15.5	17
19	18	SHURYGA Angelina	KAZ						16:08.9	+2:39.2		19		
Cumulative Time			5:02.1	+1:32.7	19	8:31.3	+1:44.7	19	12:33.9	+2:25.1	20	16:08.9	+2:39.2	19
Sector Time			3:47.1	+31.4	21	3:29.2	+18.7	19	4:02.6	+40.4	26	3:35.0	+20.9	23
20	13	STOYAN Anna	KAZ						16:11.4	+2:41.7		20		
Cumulative Time			4:51.0	+1:21.6	18	8:18.2	+1:31.6	18	12:16.5	+2:07.7	18	16:11.4	+2:41.7	20
Sector Time			3:44.0	+28.3	19	3:27.2	+16.7	17	3:58.3	+36.1	23	3:54.9	+40.8	45
21	20	ABDERHALDEN Jogscha	SUI						16:26.1	+2:56.4		21		
Cumulative Time			5:25.6	+1:56.2	21	8:57.3	+2:10.7	21	13:01.1	+2:52.3	21	16:26.1	+2:56.4	21
Sector Time			3:54.6	+38.9	29	3:31.7	+21.2	23	4:03.8	+41.6	28	3:25.0	+10.9	11
22	21	ROSHCHYNSKAYA Maryia	BLR						16:26.9	+2:57.2		22		
Cumulative Time			5:28.2	+1:58.8	22	8:58.4	+2:11.8	22	13:02.1	+2:53.3	22	16:26.9	+2:57.2	22
Sector Time			3:54.2	+38.5	28	3:30.2	+19.7	20	4:03.7	+41.5	27	3:24.8	+10.7	10
23	25	TARASSOVA Anzhelika	KAZ						17:12.0	+3:42.3		23		
Cumulative Time			5:57.1	+2:27.7	23	9:24.1	+2:37.5	23	13:11.2	+3:02.4	23	17:12.0	+3:42.3	23
Sector Time			3:49.1	+33.4	24	3:27.0	+16.5	16	3:47.1	+24.9	12	4:00.8	+46.7	57
24	23	SULSER Elise	USA						17:16.8	+3:47.1		24		
Cumulative Time			5:57.3	+2:27.9	24	9:33.1	+2:46.5	24	13:42.9	+3:34.1	24	17:16.8	+3:47.1	24
Sector Time			3:58.3	+42.6	34	3:35.8	+25.3	31	4:09.8	+47.6	30	3:33.9	+19.8	22
25	29	TANAKA Yukari	JPN						17:24.2	+3:54.5		25		
Cumulative Time			6:16.2	+2:46.8	27	9:47.9	+3:01.3	26	13:43.7	+3:34.9	25	17:24.2	+3:54.5	25
Sector Time			3:48.2	+32.5	23	3:31.7	+21.2	23	3:55.8	+33.6	20	3:40.5	+26.4	29
26	27	TARASENKO Yulia	UKR						17:26.6	+3:56.9		26		
Cumulative Time			6:13.5	+2:44.1	26	9:48.2	+3:01.6	27	13:58.0	+3:49.2	27	17:26.6	+3:56.9	26
Sector Time			3:59.5	+43.8	36	3:34.7	+24.2	28	4:09.8	+47.6	30	3:28.6	+14.5	15
27	32	SEGEOVA Eva	SVK						17:28.2	+3:58.5		27		
Cumulative Time			6:30.6	+3:01.2	32	10:01.0	+3:14.4	29	13:59.9	+3:51.1	28	17:28.2	+3:58.5	27
Sector Time			3:50.6	+34.9	26	3:30.4	+19.9	21	3:58.9	+36.7	24	3:28.3	+14.2	14
28	38	OLEKH Viktoriya	UKR						17:33.2	+4:03.5		28		
Cumulative Time			6:28.8	+2:59.4	30	10:00.9	+3:14.3	28	13:56.1	+3:47.3	26	17:33.2	+4:03.5	28
Sector Time			3:37.8	+22.1	17	3:32.1	+21.6	25	3:55.2	+33.0	18	3:37.1	+23.0	27
29	34	NASYKO Mariya	UKR						17:36.4	+4:06.7		29		
Cumulative Time			6:34.1	+3:04.7	33	10:07.9	+3:21.3	32	14:04.5	+3:55.7	29	17:36.4	+4:06.7	29
Sector Time			3:51.1	+35.4	27	3:33.8	+23.3	27	3:56.6	+34.4	21	3:31.9	+17.8	20
30	28	CONFORTOLA Consuelo	ITA						17:54.7	+4:25.0		30		
Cumulative Time			6:19.4	+2:50.0	28	10:01.8	+3:15.2	30	14:14.7	+4:05.9	31	17:54.7	+4:25.0	30
Sector Time			4:00.4	+44.7	39	3:42.4	+31.9	35	4:12.9	+50.7	32	3:40.0	+25.9	28
31	24	PICHARD-JOLICOEUR Christel	CAN						18:05.6	+4:35.9		31		
Cumulative Time			5:58.6	+2:29.2	25	9:44.3	+2:57.7	25	14:14.9	+4:06.1	32	18:05.6	+4:35.9	31
Sector Time			3:55.6	+39.9	31	3:45.7	+35.2	41	4:30.6	+1:08.4	48	3:50.7	+36.6	40
32	31	SMERCIKOVA Aneta	SVK						18:09.7	+4:40.0		32		
Cumulative Time			6:41.7	+3:12.3	36	10:20.7	+3:34.1	34	14:34.1	+4:25.3	34	18:09.7	+4:40.0	32
Sector Time			4:03.7	+48.0	41	3:39.0	+28.5	33	4:13.4	+51.2	33	3:35.6	+21.5	24



Competition Analysis

Rank	Bib	Name	Country Code			Finish Time			Behind			Rank	
		1.2 km			2.5 km			3.7 km			5.0 km		
		Time	Behind	Rk	Time	Behind	Rk	Time	Behind	Rk	Time	Behind	Rk
33	35	SIHETI Oksana	UKR			18:12.6			+4:42.9			33	
Cumulative Time		6:40.6	+3:11.2	35	10:16.3	+3:29.7	33	14:31.1	+4:22.3	33	18:12.6	+4:42.9	33
Sector Time		3:54.6	+38.9	29	3:35.7	+25.2	30	4:14.8	+52.6	35	3:41.5	+27.4	32
34	42	KAZNACENKO Marija	LTU			18:17.7			+4:48.0			34	
Cumulative Time		7:02.5	+3:33.1	40	10:40.7	+3:54.1	40	14:42.1	+4:33.3	36	18:17.7	+4:48.0	34
Sector Time		3:57.5	+41.8	32	3:38.2	+27.7	32	4:01.4	+39.2	25	3:35.6	+21.5	24
35	39	KLEMENTOVA Andrea	CZE			18:20.2			+4:50.5			35	
Cumulative Time		6:30.0	+3:00.6	31	10:05.1	+3:18.5	31	14:09.2	+4:00.4	30	18:20.2	+4:50.5	35
Sector Time		3:37.0	+21.3	16	3:35.1	+24.6	29	4:04.1	+41.9	29	4:11.0	+56.9	59
36	33	COMPAGNONI Jael	ITA			18:26.7			+4:57.0			36	
Cumulative Time		6:42.9	+3:13.5	37	10:25.8	+3:39.2	37	14:40.0	+4:31.2	35	18:26.7	+4:57.0	36
Sector Time		3:59.9	+44.2	37	3:42.9	+32.4	36	4:14.2	+52.0	34	3:46.7	+32.6	37
37	36	BUKINICH Maryna	BLR			18:37.6			+5:07.9			37	
Cumulative Time		6:45.5	+3:16.1	39	10:29.7	+3:43.1	38	14:54.5	+4:45.7	38	18:37.6	+5:07.9	37
Sector Time		3:57.5	+41.8	32	3:44.2	+33.7	38	4:24.8	+1:02.6	45	3:43.1	+29.0	35
38	26	CHINBAT Otgontsetseg	MGL			18:40.3			+5:10.6			38	
Cumulative Time		6:22.0	+2:52.6	29	10:22.3	+3:35.7	35	14:42.7	+4:33.9	37	18:40.3	+5:10.6	38
Sector Time		4:12.0	+56.3	49	4:00.3	+49.8	53	4:20.4	+58.2	39	3:57.6	+43.5	53
39	37	LI Lei	CHN			18:50.5			+5:20.8			39	
Cumulative Time		6:38.6	+3:09.2	34	10:25.4	+3:38.8	36	14:55.5	+4:46.7	39	18:50.5	+5:20.8	39
Sector Time		3:49.6	+33.9	25	3:46.8	+36.3	43	4:30.1	+1:07.9	47	3:55.0	+40.9	46
40	30	SOLOVEI Iryna	UKR			18:56.0			+5:26.3			40	
Cumulative Time		6:44.2	+3:14.8	38	10:31.0	+3:44.4	39	15:14.0	+5:05.2	40	18:56.0	+5:26.3	40
Sector Time		4:11.2	+55.5	48	3:46.8	+36.3	43	4:43.0	+1:20.8	55	3:42.0	+27.9	34
41	43	DICKEY Shelby	CAN			19:05.6			+5:35.9			41	
Cumulative Time		7:17.5	+3:48.1	43	11:00.6	+4:14.0	41	15:17.0	+5:08.2	41	19:05.6	+5:35.9	41
Sector Time		4:05.5	+49.8	44	3:43.1	+32.6	37	4:16.4	+54.2	36	3:48.6	+34.5	38
42	44	KARADEMIR Yonca	TUR			19:19.3			+5:49.6			42	
Cumulative Time		7:31.7	+4:02.3	44	11:16.6	+4:30.0	44	15:37.9	+5:29.1	44	19:19.3	+5:49.6	42
Sector Time		4:10.7	+55.0	47	3:44.9	+34.4	40	4:21.3	+59.1	41	3:41.4	+27.3	30
43	45	STOKFISZ Katarzyna	POL			19:19.7			+5:50.0			43	
Cumulative Time		7:32.3	+4:02.9	45	11:16.9	+4:30.3	45	15:38.3	+5:29.5	45	19:19.7	+5:50.0	43
Sector Time		4:10.3	+54.6	45	3:44.6	+34.1	39	4:21.4	+59.2	42	3:41.4	+27.3	30
44	40	CAMICOLI Emma	CAN			19:22.7			+5:53.0			44	
Cumulative Time		7:08.1	+3:38.7	41	11:01.2	+4:14.6	42	15:33.8	+5:25.0	42	19:22.7	+5:53.0	44
Sector Time		4:05.1	+49.4	43	3:53.1	+42.6	46	4:32.6	+1:10.4	49	3:48.9	+34.8	39
45	47	VANDERZWET Kyla	CAN			19:24.5			+5:54.8			45	
Cumulative Time		7:41.0	+4:11.6	46	11:21.6	+4:35.0	46	15:43.0	+5:34.2	46	19:24.5	+5:54.8	45
Sector Time		3:59.0	+43.3	35	3:40.6	+30.1	34	4:21.4	+59.2	42	3:41.5	+27.4	32
46	41	ARIUNSANAA Enkhtuul	MGL			19:27.7			+5:58.0			46	
Cumulative Time		7:17.4	+3:48.0	42	11:14.8	+4:28.2	43	15:35.7	+5:26.9	43	19:27.7	+5:58.0	46
Sector Time		4:14.4	+58.7	50	3:57.4	+46.9	50	4:20.9	+58.7	40	3:52.0	+37.9	42
47	48	KENT Meghan	USA			20:09.6			+6:39.9			47	
Cumulative Time		8:01.4	+4:32.0	48	11:58.7	+5:12.1	47	16:16.5	+6:07.7	47	20:09.6	+6:39.9	47
Sector Time		4:10.4	+54.7	46	3:57.3	+46.8	49	4:17.8	+55.6	37	3:53.1	+39.0	44
48	51	ILIC Anja	SRB			20:38.6			+7:08.9			48	
Cumulative Time		8:22.0	+4:52.6	50	12:17.4	+5:30.8	50	16:41.9	+6:33.1	48	20:38.6	+7:08.9	48
Sector Time		4:00.0	+44.3	38	3:55.4	+44.9	47	4:24.5	+1:02.3	44	3:56.7	+42.6	52



Competition Analysis

Rank	Bib	Name	Country Code			Finish Time			Behind			Rank	
		1.2 km			2.5 km			3.7 km			5.0 km		
		Time	Behind	Rk	Time	Behind	Rk	Time	Behind	Rk	Time	Behind	Rk
49	46	ZHAO Yuan	CHN			20:42.9			+7:13.2			49	
Cumulative Time		7:57.3	+4:27.9	47	12:00.6	+5:14.0	48	16:42.9	+6:34.1	49	20:42.9	+7:13.2	49
Sector Time		4:18.3	+1:02.6	52	4:03.3	+52.8	56	4:42.3	+1:20.1	54	4:00.0	+45.9	56
50	49	THOMAS Yara	USA			20:49.7			+7:20.0			50	
Cumulative Time		8:17.7	+4:48.3	49	12:13.2	+5:26.6	49	16:53.5	+6:44.7	50	20:49.7	+7:20.0	50
Sector Time		4:16.7	+1:01.0	51	3:55.5	+45.0	48	4:40.3	+1:18.1	52	3:56.2	+42.1	49
51	55	CZUSZ Magdalena	POL			20:54.6			+7:24.9			51	
Cumulative Time		8:46.9	+5:17.5	52	12:33.5	+5:46.9	51	17:02.1	+6:53.3	51	20:54.6	+7:24.9	51
Sector Time		4:03.9	+48.2	42	3:46.6	+36.1	42	4:28.6	+1:06.4	46	3:52.5	+38.4	43
52	56	MOURA Bruna	BRA			21:01.1			+7:31.4			52	
Cumulative Time		8:47.0	+5:17.6	53	12:45.7	+5:59.1	52	17:04.5	+6:55.7	52	21:01.1	+7:31.4	52
Sector Time		4:03.0	+47.3	40	3:58.7	+48.2	51	4:18.8	+56.6	38	3:56.6	+42.5	50
53	50	MALMQUIST Emma	USA			21:34.4			+8:04.7			53	
Cumulative Time		8:45.4	+5:16.0	51	12:47.1	+6:00.5	53	17:38.5	+7:29.7	53	21:34.4	+8:04.7	53
Sector Time		4:26.4	+1:10.7	55	4:01.7	+51.2	55	4:51.4	+1:29.2	58	3:55.9	+41.8	48
54	58	MAZUR Daryna	UKR			21:56.0			+8:26.3			54	
Cumulative Time		9:28.4	+5:59.0	57	13:28.2	+6:41.6	56	18:04.7	+7:55.9	56	21:56.0	+8:26.3	54
Sector Time		4:19.4	+1:03.7	53	3:59.8	+49.3	52	4:36.5	+1:14.3	50	3:51.3	+37.2	41
55	60	JECH Sierra	USA			21:56.6			+8:26.9			55	
Cumulative Time		9:44.6	+6:15.2	59	13:32.5	+6:45.9	57	18:10.0	+8:01.2	57	21:56.6	+8:26.9	55
Sector Time		4:21.6	+1:05.9	54	3:47.9	+37.4	45	4:37.5	+1:15.3	51	3:46.6	+32.5	36
56	53	LEE Ji-yun	KOR			22:11.5			+8:41.8			56	
Cumulative Time		9:08.7	+5:39.3	55	13:16.7	+6:30.1	55	17:57.0	+7:48.2	54	22:11.5	+8:41.8	56
Sector Time		4:43.7	+1:28.0	61	4:08.0	+57.5	57	4:40.3	+1:18.1	52	4:14.5	+1:00.4	61
57	52	BAT-OCHIR Delgermaa	MGL			22:13.1			+8:43.4			57	
Cumulative Time		8:51.5	+5:22.1	54	13:07.5	+6:20.9	54	18:00.6	+7:51.8	55	22:13.1	+8:43.4	57
Sector Time		4:28.5	+1:12.8	56	4:16.0	+1:05.5	61	4:53.1	+1:30.9	59	4:12.5	+58.4	60
58	57	KIM Eun-ji	KOR			22:34.5			+9:04.8			58	
Cumulative Time		9:29.7	+6:00.3	58	13:38.9	+6:52.3	59	18:36.9	+8:28.1	58	22:34.5	+9:04.8	58
Sector Time		4:36.7	+1:21.0	58	4:09.2	+58.7	58	4:58.0	+1:35.8	60	3:57.6	+43.5	53
59	54	BAE Min-ju	KOR			22:49.8			+9:20.1			59	
Cumulative Time		9:22.6	+5:53.2	56	13:38.4	+6:51.8	58	18:43.0	+8:34.2	59	22:49.8	+9:20.1	59
Sector Time		4:42.6	+1:26.9	59	4:15.8	+1:05.3	60	5:04.6	+1:42.4	61	4:06.8	+52.7	58
60	59	KIM Bo-ra	KOR			22:56.7			+9:27.0			60	
Cumulative Time		9:57.9	+6:28.5	60	14:10.5	+7:23.9	60	18:58.9	+8:50.1	60	22:56.7	+9:27.0	60
Sector Time		4:44.9	+1:29.2	62	4:12.6	+1:02.1	59	4:48.4	+1:26.2	56	3:57.8	+43.7	55
61	61	FOSTER Sierra	USA			23:30.0			+10:00.3			61	
Cumulative Time		10:44.4	+7:15.0	61	14:45.1	+7:58.5	61	19:34.3	+9:25.5	61	23:30.0	+10:00.3	61
Sector Time		4:34.4	+1:18.7	57	4:00.7	+50.2	54	4:49.2	+1:27.0	57	3:55.7	+41.6	47
62	62	ABDYKADYROVA Kunduz	KGZ			27:28.3			+13:58.6			62	
Cumulative Time		13:18.6	+9:49.2	62	17:37.8	+10:51.2	62	22:46.0	+12:37.2	62	27:28.3	+13:58.6	62
Sector Time		4:42.6	+1:26.9	59	4:19.2	+1:08.7	62	5:08.2	+1:46.0	62	4:42.3	+1:28.2	62

Legend

Rk Rank

31 JAN 2017 / Almaty (KAZ) / 3118

CCSW5KMPU-----FNL-000100--_77A 1.0

Report Created TUE 31 JAN 2017 11:33

Page 4/4





Almaty 2017

28TH WINTER UNIVERSIADE



CROSS-COUNTRY SKIING

Ladies' Sprint Classic



Almaty 2017

28th WINTER UNIVERSIADE

THU 2 FEB 2017

Start Time 12:30 / End Time 13:30

Results

Jury Information				Course Information			
FIS Technical Delegate	LUSTREK Marko (SLO)			Name:	1.1 km sprint		
FISU Race Director	KIELPINSKA Zofia (POL)			Height Difference (HD):	28m		
FIS Assistant Technical Delegate	OFSTAD Sylvi Pettersen (NOR)			Maximum Climb (MC):	15m		
Assistant TD Nat.	KOLOMEYETS Oleg (KAZ)			Total Climb (TC):	44m		
Chief of Competition	VELECHSHUK Alexandr (KAZ)			Length of Lap:	1123m		
				Number of Laps:	1		

Rank	Bib	FIS Code	Name	Country Code	Finish Time	Behind	FIS Points	Remarks
1	1	3485841	DAVYDENKOVA Maria	RUS	3:22.51	0.00	75.93	Qualified
2	6	3675029	STOYAN Anna	KAZ	3:26.54	+4.03	99.81	Qualified
3	2	3485571	MOSKALENKO Anastasia	RUS	3:30.64	+8.13	124.11	Qualified
4	4	3486003	VASILIEVA Liia	RUS	3:30.87	+8.36	125.47	Qualified
5	5	3486077	REPNIYSYNA Olga	RUS	3:30.93	+8.42	125.82	Qualified
6	16	3195205	BENTZ Coralie	FRA	3:31.50	+8.99	129.20	Qualified
7	7	3485701	MALEVANNAIA Ksenia	RUS	3:35.62	+13.11	153.62	Qualified
8	19	3305193	TAKIZAWA Kozue	JPN	3:37.14	+14.63	162.62	Qualified
9	36	3195182	DAMIANI Lea	FRA	3:37.40	+14.89	164.16	Qualified
10	28	3195192	CHOPARD LALLIER Celine	FRA	3:37.72	+15.21	166.06	Qualified
11	3	3485932	KVARATSKHELIA Lali	RUS	3:37.82	+15.31	166.65	Qualified
12	25	3675041	SHURYGA Angelina	KAZ	3:39.61	+17.10	177.26	Qualified
13	32	3675043	EBEL Valentina	KAZ	3:39.68	+17.17	177.67	Qualified
14	12	3665059	LUKONINA Ina	BLR	3:40.56	+18.05	182.89	Qualified
15	11	3665065	BUKINICH Maryna	BLR	3:41.54	+19.03	188.69	Qualified
16	23	3675018	MATROSSOVA Marina	KAZ	3:43.34	+20.83	199.36	Qualified
17	35	3105205	THEBERGE Andree-Anne	CAN	3:44.08	+21.57	203.75	Qualified
18	15	3695052	OLEKH Viktoriya	UKR	3:44.97	+22.46	209.02	Qualified
19	20	3435040	GALEWICZ Martyna	POL	3:47.47	+24.96	223.83	Qualified
20	14	3155288	KLEMENTOVA Andrea	CZE	3:49.60	+27.09	236.46	Qualified
21	17	3305194	TANAKA Yukari	JPN	3:50.24	+27.73	240.25	Qualified
22	40	3295336	CONFORTOLA Consuelo	ITA	3:50.97	+28.46	244.57	Qualified
23	59	3125068	LI Lei	CHN	3:51.81	+29.30	249.55	Qualified
24	10	3665106	MAYNGARDT Anastasia	BLR	3:52.15	+29.64	251.57	Qualified
25	22	3665097	ROSHCHYNSKAYA Maryia	BLR	3:54.20	+31.69	263.71	Qualified
26	24	3105206	CAMICIONI Emma	CAN	3:54.46	+31.95	265.25	Qualified
27	26	3105244	PICHARD-JOLICOEUR Christel	CAN	3:54.49	+31.98	265.43	Qualified
28	58	3295297	COMPAGNONI Jael	ITA	3:54.64	+32.13	266.32	Qualified
29	21	3435163	STOKFISZ Katarzyna	POL	3:54.77	+32.26	267.09	Qualified
30	56	3105255	DICKEY Shelby	CAN	3:56.14	+33.63	275.21	Qualified
31	31	3695066	NASYKO Mariya	UKR	3:57.97	+35.46	286.05	Not Qualified
32	33	3695059	TARASENKO Yulia	UKR	3:58.39	+35.88	288.54	Not Qualified
33	44	3525035	KARADEMIR Yonca	TUR	3:59.45	+36.94	294.82	Not Qualified
34	27	3705049	SMERCIAKOVA Aneta	SVK	4:01.11	+38.60	304.66	Not Qualified
35	42	3725014	ARIUNSANAA Enkhtuul	MGL	4:02.29	+39.78	311.65	Not Qualified
36	13	3785032	KAZNACENKO Marija	LTU	4:02.63	+40.12	313.67	Not Qualified
37	37	3435146	CZUSZ Magdalena	POL	4:03.98	+41.47	321.67	Not Qualified
38	38	3105187	VANDERZWET Kyla	CAN	4:04.07	+41.56	322.20	Not Qualified
39	45	3725008	CHINBAT Otgontsetseg	MGL	4:04.20	+41.69	322.97	Not Qualified
40	34	3695091	SIHETI Oksana	UKR	4:04.95	+42.44	327.41	Not Qualified
41	30	3315021	ILIC Anja	SRB	4:05.05	+42.54	328.01	Not Qualified
42	41	3725013	BAT-OCHIR Delgermaa	MGL	4:06.68	+44.17	337.67	Not Qualified
43	46	3085006	MOURA Bruna	BRA	4:09.66	+47.15	355.32	Not Qualified
44	54	3125092	ZHAO Yuan	CHN	4:10.10	+47.59	357.93	Not Qualified
45	47	3325056	BAE Min-ju	KOR	4:11.08	+48.57	363.74	Not Qualified
46	43	3535651	THOMAS Yara	USA	4:14.25	+51.74	382.52	Not Qualified
47	57	3125087	ZHANG Xue	CHN	4:14.59	+52.08	384.54	Not Qualified
48	39	3695069	SOLOVEI Iryna	UKR	4:21.60	+59.09	426.08	Not Qualified
49	48	3535722	MALMQUIST Emma	USA	4:24.05	+1:01.54	440.59	Not Qualified
50	52	3535537	JECH Sierra	USA	4:38.51	+1:16.00	526.28	Not Qualified

2 FEB 2017 / Almaty (KAZ) / 3120

CCSWSPRINT-----QUAL000100--_73D1 1.0

Report Created THU 2 FEB 2017 13:31

Page 1/2





Results

Rank	Bib	FIS Code	Name	Country Code	Finish Time	Behind	FIS Points	Remarks
51	53	3535724	FOSTER Sierra	USA	4:40.17	+1:17.66	536.11	Not Qualified
52	51	3695089	MAZUR Daryna	UKR	4:41.84	+1:19.33	546.01	Not Qualified
53	55	3535758	CUTTING Helen	USA	4:45.59	+1:23.08	568.23	Not Qualified
54	50	3775011	ABDYKADYROVA Kunduz	KGZ	4:46.51	+1:24.00	573.68	Not Qualified

Did Not Start

8	3195113	BUILLET Marion	FRA
9	3435098	MARCISZ Ewelina	POL
18	3705042	SEGECOVA Eva	SVK
29	3515253	ABDERHALDEN Jogscha	SUI
49	3325060	KIM Bo-ra	KOR

Weather	Snow Condition	Temperatures		Competitors / Countries				
		Air	Snow	Entries	Ranked	DNS	DNF	DSQ
Sunny	Hard	0.0°C	-2.0°C	59/21	54/20	5/5	0/0	0/0

FIS Technical Delegate

LUSTREK Marko (SLO)

Race Secretary

NEVZOROVA Anna (KAZ)

Legend

DNF Did Not Finish

DQB Disqualification for unsportsmanlike behaviour

DNS Did Not Start

DSQ Disqualified

2 FEB 2017 / Almaty (KAZ) / 3120

CCSWSPRINT-----QUAL000100--_73D1 1.0

Report Created THU 2 FEB 2017 13:31

Page 2/2





Almaty 2017

28th WINTER UNIVERSIADE

THU 2 FEB 2017

Start Time 14:45 / End Time 16:45

Results

Jury Information				Course Information			
FIS Technical Delegate	LUSTREK Marko (SLO)			Name:	1.1 km sprint		
FISU Race Director	KIELPINSKA Zofia (POL)			Height Difference (HD):	28m		
FIS Assistant Technical Delegate	OFSTAD Sylvi Pettersen (NOR)			Maximum Climb (MC):	15m		
Assistant TD Nat.	KOLOMEYETS Oleg (KAZ)			Total Climb (TC):	44m		
Chief of Competition	VELECHSHUK Alexandr (KAZ)			Length of Lap:	1123m		
				Number of Laps:	1		

Rank	Bib	Name	Country Code	Qualif. Time	QF-1	QF-2	QF-3	QF-4	QF-5	SF-1	SF-2	Final Heat
------	-----	------	--------------	--------------	------	------	------	------	------	------	------	------------

Final

1	1	DAVYDENKOVA Maria	RUS	3:22.51 (1)	3:28.16(1)					3:26.67(1)		3:18.95(1)
2	4	VASILIEVA Liilia	RUS	3:30.87 (4)		3:30.37(1)				+1.95(2)		+2.39(2)
3	2	STOYAN Anna	KAZ	3:26.54 (2)				3:34.34(1)			+0.17(2)	+7.11(3)
4	11	KVARATSKHELIA Lali	RUS	3:37.82 (11)	+4.12(2)					+3.24(3)		+9.02(4)
5	3	MOSKALENKO Anastasia	RUS	3:30.64 (3)					3:35.48(1)		3:28.52(1)	+18.87(5)
6	8	TAKIZAWA Kozue	JPN	3:37.14 (8)					+1.57(2)		+2.41(3)	+21.74(6)

Semifinals

7	6	BENTZ Coralie	FRA	3:31.50 (6)			+1.30(2)				+6.17(4)	
8	7	MALEVANNAIA Ksenia	RUS	3:35.62 (7)		+0.63(2)				+5.84(4)		
9	5	REPNIYSNA Olga	RUS	3:30.93 (5)			3:34.62(1)			+8.15(5)		
10	10	CHOPARD LALLIER Celine	FRA	3:37.72 (10)	+7.86(3)						+8.71(5)	
11	9	DAMIANI Lea	FRA	3:37.40 (9)				+1.63(2)			+11.09(6)	
12	14	LUKONINA Ina	BLR	3:40.56 (14)		+1.80(3)				+8.26(6)		

Quarterfinals

13	12	SHURYGA Angelina	KAZ	3:39.61 (12)				+2.73(3)				
14	13	EBEL Valentina	KAZ	3:39.68 (13)					+3.37(3)			
15	15	BUKINICH Maryna	BLR	3:41.54 (15)			+5.71(3)					
16	16	MATROSSOVA Marina	KAZ	3:43.34 (16)			+6.32(4)					
17	17	THEBERGE Andree-Anne	CAN	3:44.08 (17)		+6.25(4)						
18	19	GALEWICZ Martyna	POL	3:47.47 (19)				+8.69(4)				
19	21	TANAKA Yukari	JPN	3:50.24 (21)	+14.27(4)							
20	23	LI Lei	CHN	3:51.81 (23)					+7.09(4)			
21	18	OLEKH Viktoriya	UKR	3:44.97 (18)					+10.13(5)			
22	20	KLEMENTOVA Andrea	CZE	3:49.60 (20)	+19.49(5)							
23	22	CONFORTOLA Consuelo	ITA	3:50.97 (22)				+9.58(5)				
24	24	MAYNGARDT Anastasia	BLR	3:52.15 (24)		+16.72(5)						
25	26	CAMICIOLI Emma	CAN	3:54.46 (26)			+17.91(5)					
26	25	ROSHCHYNSKAYA Maryia	BLR	3:54.20 (25)			+18.50(6)					
27	27	PICHARD-JOLICOEUR Christel	CAN	3:54.49 (27)		+18.43(6)						
28	28	COMPAGNONI Jael	ITA	3:54.64 (28)					+22.74(6)			
29	29	STOKFISZ Katarzyna	POL	3:54.77 (29)				+30.32(6)				
30	30	DICKEY Shelby	CAN	3:56.14 (30)	+27.85(6)							

Qualification

31		NASYKO Mariya	UKR	3:57.97 (31)								
32		TARASENKO Yulia	UKR	3:58.39 (32)								
33		KARADEMIR Yonca	TUR	3:59.45 (33)								
34		SMERCIAKOVA Aneta	SVK	4:01.11 (34)								
35		ARIUNSANAA Enkhtuul	MGL	4:02.29 (35)								
36		KAZNACENKO Marija	LTU	4:02.63 (36)								
37		CZUSZ Magdalena	POL	4:03.98 (37)								
38		VANDERZWET Kyla	CAN	4:04.07 (38)								
39		CHINBAT Otgontsetseg	MGL	4:04.20 (39)								
40		SIHETI Oksana	UKR	4:04.95 (40)								
41		ILIC Anja	SRB	4:05.05 (41)								
42		BAT-OCHIR Delgermaa	MGL	4:06.68 (42)								
43		MOURA Bruna	BRA	4:09.66 (43)								
44		ZHAO Yuan	CHN	4:10.10 (44)								
45		BAE Min-ju	KOR	4:11.08 (45)								
46		THOMAS Yara	USA	4:14.25 (46)								

2 FEB 2017 / Almaty (KAZ) / 3121

CCSWSPRINT-----_73D3 1.0

Report Created THU 2 FEB 2017 16:47

Page 1/2





Almaty 2017

28TH WINTER UNIVERSIADE

THU 2 FEB 2017

Start Time 14:45 / End Time 16:45

Results

Rank	Bib	Name	Country Code	Qualif. Time	QF-1	QF-2	QF-3	QF-4	QF-5	SF-1	SF-2	Final Heat
Qualification												
47		ZHANG Xue	CHN	4:14.59 (47)								
48		SOLOVEI Iryna	UKR	4:21.60 (48)								
49		MALMQUIST Emma	USA	4:24.05 (49)								
50		JECH Sierra	USA	4:38.51 (50)								
51		FOSTER Sierra	USA	4:40.17 (51)								
52		MAZUR Daryna	UKR	4:41.84 (52)								
53		CUTTING Helen	USA	4:45.59 (53)								
54		ABDYKADYROVA Kunduz	KGZ	4:46.51 (54)								

Did Not Start - Qualification

BUILLET Marion	FRA
MARCISZ Ewelina	POL
SEGECOVA Eva	SVK
ABDERHALDEN Jogscha	SUI
KIM Bo-ra	KOR

FIS Technical Delegate

LUSTREK Marko (SLO)

Race Secretary

NEVZOROVA Anna (KAZ)

Legend

DNF Did Not Finish
DQB Disqualification for unsportsmanlike behaviour
QF-1 Quarter Final 1
QF-3 Quarter Final 3
QF-5 Quarter Final 5
SF-2 Semi Final 2

DNS Did Not Start
DSQ Disqualified
QF-2 Quarter Final 2
QF-4 Quarter Final 4
SF-1 Semi Final 1

2 FEB 2017 / Almaty (KAZ) / 3121

CCSWSPRINT-----_73D3 1.0

Report Created THU 2 FEB 2017 16:47

Page 2/2





Results Bracket

Jury Information		Course Information	
FIS Technical Delegate	LUSTREK Marko (SLO)	Name:	1.1 km sprint
FISU Race Director	KIELPINSKA Zofia (POL)	Height Difference (HD):	28m
FIS Assistant Technical Delegate	OFSTAD Sylvi Pettersen (NOR)	Maximum Climb (MC):	15m
Assistant TD Nat.	KOLOMEYETS Oleg (KAZ)	Total Climb (TC):	44m
Chief of Competition	VELECHSHUK Alexandr (KAZ)	Length of Lap:	1123m
		Number of Laps:	1

Quarterfinal

Semifinal

Final

1		14:45:00	3:28.16				
1	DAVYDENKOVA M (RUS)		0.00				
11	KVARATSKHELIA L (RUS)		+4.12				
10	CHOPARD LALLIER C (FRA)		+7.86	LL			
21	TANAKA Y (JPN)		+14.27				
20	KLEMENTOVA A (CZE)		+19.49				
30	DICKEY S (CAN)		+27.85				
2		14:50:00	3:30.37				
4	VASILIEVA L (RUS)		0.00				
7	MALEVANNAIA K (RUS)		+0.63				
14	LUKONINA I (BLR)		+1.80	LL			
17	THEBERGE A (CAN)		+6.25				
24	MAYNGARDT A (BLR)		+16.72				
27	PICHARD-JOLICOEUR (CAN)		+18.43				
3		14:55:00	3:34.62				
5	REPITSYNA O (RUS)		0.00				
6	BENTZ C (FRA)		+1.30				
15	BUKINICH M (BLR)		+5.71				
16	MATROSSOVA M (KAZ)		+6.32				
26	CAMICIONI E (CAN)		+17.91				
25	ROSHCHYNSKAYA M (BLR)		+18.50				
4		15:00:00	3:34.34				
2	STOYAN A (KAZ)		0.00				
9	DAMIANI L (FRA)		+1.63				
12	SHURYGA A (KAZ)		+2.73				
19	GALEWICZ M (POL)		+8.69				
22	CONFORTOLA C (ITA)		+9.58				
29	STOKFISZ K (POL)		+30.32				
5		15:05:00	3:35.48				
3	MOSKALENKO A (RUS)		0.00				
8	TAKIZAWA K (JPN)		+1.57				
13	EBEL V (KAZ)		+3.37				
23	LI L (CHN)		+7.09				
18	OLEKH V (UKR)		+10.13				
28	COMPAGNONI J (ITA)		+22.74				
1		15:35:00	3:26.67				
1	DAVYDENKOVA M (RUS)		0.00				
4	VASILIEVA L (RUS)		+1.95				
11	KVARATSKHELIA L (RUS)		+3.24	LL			
7	MALEVANNAIA K (RUS)		+5.84				
5	REPITSYNA O (RUS)		+8.15				
14	LUKONINA I (BLR)		+8.26				
2		15:40:00	3:28.52				
3	MOSKALENKO A (RUS)		0.00				
2	STOYAN A (KAZ)		+0.17				
8	TAKIZAWA K (JPN)		+2.41	LL			
6	BENTZ C (FRA)		+6.17				
10	CHOPARD LALLIER C (FRA)		+8.71				
9	DAMIANI L (FRA)		+11.09				
Final		16:00:00	3:18.95				
1	DAVYDENKOVA M (RUS)		0.00				
4	VASILIEVA L (RUS)		+2.39				
2	STOYAN A (KAZ)		+7.11				
11	KVARATSKHELIA L (RUS)		+9.02				
3	MOSKALENKO A (RUS)		+18.87				
8	TAKIZAWA K (JPN)		+21.74				

Progression Rules:

Quarterfinals and Semifinals: The top two athletes from each heat progress. In addition, the two fastest runners up in the phase progress (Lucky Losers), with the fastest from Quarterfinals progress

Legend

LL Lucky Loser



Almaty 2017

28TH WINTER UNIVERSIADE



CROSS-COUNTRY SKIING

Ladies' 15km Mass Start Classic



Results

Jury Information				Course Information			
FIS Technical Delegate	LUSTREK Marko (SLO)			Name:	5 km red		
FISU Race Director	KIELPINSKA Zofia (POL)			Height Difference (HD):	87m		
FIS Assistant Technical Delegate	OFSTAD Sylvi Pettersen (NOR)			Maximum Climb (MC):	60m		
Assistant TD Nat.	KOLOMEYETS Oleg (KAZ)			Total Climb (TC):	573m		
Chief of Competition	VELECHSHUK Alexandr (KAZ)			Length of Lap:	4892		
				Number of Laps:	3		

Rank	Bib	FIS Code	Name	Country Code	5.0km Time Rank	10.0km Time Rank	Finish Time	Behind	FIS Points
1	6	3486003	VASILIEVA Lilia	RUS	14:45.6 1	29:51.9 3	44:09.7	0.0	48.42
2	1	3485849	NECHAEVSKAYA Anna	RUS	14:46.1 2	29:51.3 1	44:11.7	+2.0	49.48
3	4	3675035	SHEVCHENKO Anna	KAZ	14:46.4 3	29:51.3 2	44:17.5	+7.8	52.54
4	3	3486077	REPITSYNA Olga	RUS	14:47.5 6	29:52.8 5	44:26.5	+16.8	57.30
5	8	3675036	MANDRIKA Olga	KAZ	14:48.3 7	29:52.1 4	44:57.8	+48.1	73.83
6	2	3485841	DAVYDENKOVA Maria	RUS	14:46.7 4	29:56.5 6	45:32.4	+1:22.7	92.12
7	10	3305193	TAKIZAWA Kozue	JPN	15:01.4 8	30:28.7 7	45:57.7	+1:48.0	105.48
8	13	3675041	SHURYGA Angelina	KAZ	14:47.1 5	30:30.3 8	45:57.9	+1:48.2	105.59
9	11	3515253	ABDERHALDEN Jogscha	SUI	15:06.1 10	31:02.8 9	46:56.1	+2:46.4	136.34
10	15	3675018	MATROSSOVA Marina	KAZ	15:05.7 9	31:13.0 10	47:15.1	+3:05.4	146.38
11	16	3665097	ROSHCHYNSKAYA Maryia	BLR	15:28.2 15	31:42.1 13	47:24.0	+3:14.3	151.08
12	14	3485571	MOSKALENKO Anastasia	RUS	15:15.7 11	31:38.6 12	47:33.6	+3:23.9	156.15
13	9	3485932	KVARATSKHELIA Lali	RUS	15:22.3 12	31:35.9 11	47:33.7	+3:24.0	156.21
14	24	3675043	EBEL Valentina	KAZ	15:26.7 13	31:57.9 15	47:34.0	+3:24.3	156.36
15	17	3695059	TARASENKO Yulia	UKR	15:28.8 16	31:46.0 14	48:19.9	+4:10.2	180.62
16	20	3535612	SULSER Elise	USA	15:36.8 17	32:07.2 16	48:59.3	+4:49.6	201.43
17	12	3305194	TANAKA Yukari	JPN	15:27.8 14	32:34.9 17	49:10.0	+5:00.3	207.09
18	26	3695091	SIHETI Oksana	UKR	16:20.2 22	32:51.6 20	49:14.0	+5:04.3	209.20
19	27	3695069	SOLOVEI Iryna	UKR	15:54.4 19	32:44.1 19	49:28.5	+5:18.8	216.86
20	7	3675029	STOYAN Anna	KAZ	15:47.0 18	32:36.7 18	50:03.6	+5:53.9	235.41
21	25	3725008	CHINBAT Otgontsetseg	MGL	15:58.6 21	33:16.3 22	50:06.4	+5:56.7	236.89
22	30	3295336	CONFORTOLA Consuelo	ITA	15:56.3 20	33:09.1 21	50:51.5	+6:41.8	260.72
23	38	3295297	COMPAGNONI Jael	ITA	16:25.1 25	33:54.7 24	51:08.3	+6:58.6	269.59
24	21	3105244	PICHARD-JOLICOEUR Christel	CAN	16:23.9 24	33:53.6 23	51:18.0	+7:08.3	274.72
25	40	3105255	DICKEY Shelby	CAN	16:44.7 28	34:20.4 27	51:33.5	+7:23.8	282.91
26	29	3725014	ARIUNSANAA Enkhtuul	MGL	16:47.4 31	34:17.7 26	51:35.5	+7:25.8	283.96
27	22	3705049	SMERCIAKOVA Aneta	SVK	16:27.4 26	34:00.6 25	51:51.3	+7:41.6	292.31
28	39	3125068	LI Lei	CHN	16:20.3 23	35:15.4 31	52:28.9	+8:19.2	312.18
29	18	3785032	KAZNACENKO Marija	LTU	16:46.2 29	34:52.3 29	52:59.7	+8:50.0	328.45
30	23	3105205	THEBERGE Andree-Anne	CAN	16:41.9 27	35:14.9 30	53:22.3	+9:12.6	340.39
31	31	3105187	VANDERZWET Kyla	CAN	17:23.1 34	35:21.9 32	53:32.3	+9:22.6	345.68
32	19	3695066	NASYKO Mariya	UKR	16:46.5 30	34:46.2 28	53:32.6	+9:22.9	345.83
33	35	3725013	BAT-OCHIR Delgermaa	MGL	17:14.2 32	35:37.5 33	53:43.1	+9:33.4	351.38
34	32	3085006	MOURA Bruna	BRA	17:22.6 33	36:14.7 35	54:37.9	+10:28.2	380.34
35	36	3535722	MALMQUIST Emma	USA	17:32.6 36	36:11.7 34	54:57.5	+10:47.8	390.69
36	28	3105206	CAMICIOLI Emma	CAN	17:23.6 35	36:31.0 36	56:06.0	+11:56.3	426.89
37	34	3695089	MAZUR Daryna	UKR	18:50.2 37	39:34.1 37	59:56.7	+15:47.0	548.78

Did Not Finish

33	3535691	KENT Meghan	USA
----	---------	-------------	-----

Did Not Start

5	3665106	MAYNGARDT Anastasia	BLR
37	3535758	CUTTING Helen	USA



Results

Weather	Snow Condition	Temperatures		Competitors / Countries					
		Air	Snow	Entries	Ranked	DNS	DNF	DSQ	LAP
Sunny	Packed	-2.0°C	-3.0°C	40/14	37/14	2/2	1/1	0/0	0/0

FIS Technical Delegate

LUSTREK Marko (SLO)

Race Secretary

NEVZOROVA Anna (KAZ)

Legend

DNF Did Not Finish

DQB Disqualification for unsportsmanlike behaviour

LAP Lapped

DNS Did Not Start

DSQ Disqualified



Competition Analysis

Rank	Bib	Name	Country Code			Finish Time	Behind			Rank	
			2.6 / 10.0 km				5.0 / 12.6 km				7.6 / 15.0 km
			Time	Behind	Rk	Time	Behind	Rk	Time	Behind	Rk
1	6	VASILIEVA Lilia	RUS			44:09.7	0.0			1	
		Cumulative Time	11:10.7	+1.0	2	14:45.6	0.0	1	26:21.0	+3.0	4
		Sector Time	11:10.7	+1.0	2	3:34.9	+4.1	6	11:35.4	+3.8	5
		Cumulative Time	29:51.9	+0.6	3	40:58.3	+1.3	2	44:09.7	0.0	1
		Sector Time	3:30.9	+0.1	2	11:06.4	+0.7	2	3:11.4	0.0	1
2	1	NECHAEVSKAYA Anna	RUS			44:11.7	+2.0			2	
		Cumulative Time	11:09.7	0.0	1	14:46.1	+0.5	2	26:19.0	+1.0	2
		Sector Time	11:09.7	0.0	1	3:36.4	+5.6	8	11:32.9	+1.3	3
		Cumulative Time	29:51.3	0.0	1	40:57.0	0.0	1	44:11.7	+2.0	2
		Sector Time	3:32.3	+1.5	4	11:05.7	0.0	1	3:14.7	+3.3	2
3	4	SHEVCHENKO Anna	KAZ			44:17.5	+7.8			3	
		Cumulative Time	11:12.5	+2.8	4	14:46.4	+0.8	3	26:18.0	0.0	1
		Sector Time	11:12.5	+2.8	4	3:33.9	+3.1	4	11:31.6	0.0	1
		Cumulative Time	29:51.3	0.0	2	40:59.3	+2.3	3	44:17.5	+7.8	3
		Sector Time	3:33.3	+2.5	6	11:08.0	+2.3	3	3:18.2	+6.8	3
4	3	REPITSYNA Olga	RUS			44:26.5	+16.8			4	
		Cumulative Time	11:14.8	+5.1	7	14:47.5	+1.9	6	26:22.0	+4.0	5
		Sector Time	11:14.8	+5.1	7	3:32.7	+1.9	3	11:34.5	+2.9	4
		Cumulative Time	29:52.8	+1.5	5	41:01.2	+4.2	4	44:26.5	+16.8	4
		Sector Time	3:30.8	0.0	1	11:08.4	+2.7	4	3:25.3	+13.9	5
5	8	MANDRIKA Olga	KAZ			44:57.8	+48.1			5	
		Cumulative Time	11:13.5	+3.8	5	14:48.3	+2.7	7	26:20.0	+2.0	3
		Sector Time	11:13.5	+3.8	5	3:34.8	+4.0	5	11:31.7	+0.1	2
		Cumulative Time	29:52.1	+0.8	4	41:19.9	+22.9	5	44:57.8	+48.1	5
		Sector Time	3:32.1	+1.3	3	11:27.8	+22.1	5	3:37.9	+26.5	12
6	2	DAVYDENKOVA Maria	RUS			45:32.4	+1:22.7			6	
		Cumulative Time	11:11.6	+1.9	3	14:46.7	+1.1	4	26:24.0	+6.0	6
		Sector Time	11:11.6	+1.9	3	3:35.1	+4.3	7	11:37.3	+5.7	6
		Cumulative Time	29:56.5	+5.2	6	41:54.0	+57.0	6	45:32.4	+1:22.7	6
		Sector Time	3:32.5	+1.7	5	11:57.5	+51.8	6	3:38.4	+27.0	16
7	10	TAKIZAWA Kozue	JPN			45:57.7	+1:48.0			7	
		Cumulative Time	11:21.7	+12.0	8	15:01.4	+15.8	8	26:45.6	+27.6	7
		Sector Time	11:21.7	+12.0	8	3:39.7	+8.9	10	11:44.2	+12.6	7
		Cumulative Time	30:28.7	+37.4	7	42:30.3	+1:33.3	7	45:57.7	+1:48.0	7
		Sector Time	3:43.1	+12.3	10	12:01.6	+55.9	7	3:27.4	+16.0	9
8	13	SHURYGA Angelina	KAZ			45:57.9	+1:48.2			8	
		Cumulative Time	11:14.5	+4.8	6	14:47.1	+1.5	5	26:53.9	+35.9	8
		Sector Time	11:14.5	+4.8	6	3:32.6	+1.8	2	12:06.8	+35.2	8
		Cumulative Time	30:30.3	+39.0	8	42:32.7	+1:35.7	8	45:57.9	+1:48.2	8
		Sector Time	3:36.4	+5.6	7	12:02.4	+56.7	8	3:25.2	+13.8	4
9	11	ABDERHALDEN Jogscha	SUI			46:56.1	+2:46.4			9	
		Cumulative Time	11:26.1	+16.4	9	15:06.1	+20.5	10	27:20.0	+1:02.0	9
		Sector Time	11:26.1	+16.4	9	3:40.0	+9.2	11	12:13.9	+42.3	9
		Cumulative Time	31:02.8	+1:11.5	9	43:19.8	+2:22.8	9	46:56.1	+2:46.4	9
		Sector Time	3:42.8	+12.0	9	12:17.0	+1:11.3	11	3:36.3	+24.9	11
10	15	MATROSSOVA Marina	KAZ			47:15.1	+3:05.4			10	
		Cumulative Time	11:34.9	+25.2	11	15:05.7	+20.1	9	27:35.5	+1:17.5	10
		Sector Time	11:34.9	+25.2	11	3:30.8	0.0	1	12:29.8	+58.2	13
		Cumulative Time	31:13.0	+1:21.7	10	43:44.9	+2:47.9	10	47:15.1	+3:05.4	10
		Sector Time	3:37.5	+6.7	8	12:31.9	+1:26.2	14	3:30.2	+18.8	10



Competition Analysis

Rank	Bib	Name	Country Code			Finish Time	Behind			Rank
		2.6 / 10.0 km			5.0 / 12.6 km			7.6 / 15.0 km		
		Time	Behind	Rk	Time	Behind	Rk	Time	Behind	Rk
11	16	ROSHCHYNSKAYA Maryia	BLR			47:24.0	+3:14.3			11
Cumulative Time		11:46.0	+36.3	15	15:28.2	+42.6	15	27:53.8	+1:35.8	13
Sector Time		11:46.0	+36.3	15	3:42.2	+11.4	13	12:25.6	+54.0	10
Cumulative Time		31:42.1	+1:50.8	13	43:46.1	+2:49.1	11	47:24.0	+3:14.3	11
Sector Time		3:48.3	+17.5	17	12:04.0	+58.3	9	3:37.9	+26.5	12
12	14	MOSKALENKO Anastasia	RUS			47:33.6	+3:23.9			12
Cumulative Time		11:33.5	+23.8	10	15:15.7	+30.1	11	27:52.0	+1:34.0	12
Sector Time		11:33.5	+23.8	10	3:42.2	+11.4	13	12:36.3	+1:04.7	14
Cumulative Time		31:38.6	+1:47.3	12	44:07.4	+3:10.4	13	47:33.6	+3:23.9	12
Sector Time		3:46.6	+15.8	14	12:28.8	+1:23.1	12	3:26.2	+14.8	7
13	9	KVARATSKHELIA Lali	RUS			47:33.7	+3:24.0			13
Cumulative Time		11:40.1	+30.4	12	15:22.3	+36.7	12	27:50.7	+1:32.7	11
Sector Time		11:40.1	+30.4	12	3:42.2	+11.4	13	12:28.4	+56.8	11
Cumulative Time		31:35.9	+1:44.6	11	44:07.1	+3:10.1	12	47:33.7	+3:24.0	13
Sector Time		3:45.2	+14.4	13	12:31.2	+1:25.5	13	3:26.6	+15.2	8
14	24	EBEL Valentina	KAZ			47:34.0	+3:24.3			14
Cumulative Time		11:45.1	+35.4	14	15:26.7	+41.1	13	28:14.8	+1:56.8	15
Sector Time		11:45.1	+35.4	14	3:41.6	+10.8	12	12:48.1	+1:16.5	17
Cumulative Time		31:57.9	+2:06.6	15	44:08.4	+3:11.4	14	47:34.0	+3:24.3	14
Sector Time		3:43.1	+12.3	10	12:10.5	+1:04.8	10	3:25.6	+14.2	6
15	17	TARASENKO Yulia	UKR			48:19.9	+4:10.2			15
Cumulative Time		11:50.8	+41.1	17	15:28.8	+43.2	16	27:58.4	+1:40.4	14
Sector Time		11:50.8	+41.1	17	3:38.0	+7.2	9	12:29.6	+58.0	12
Cumulative Time		31:46.0	+1:54.7	14	44:28.7	+3:31.7	15	48:19.9	+4:10.2	15
Sector Time		3:47.6	+16.8	16	12:42.7	+1:37.0	15	3:51.2	+39.8	26
16	20	SULSER Elise	USA			48:59.3	+4:49.6			16
Cumulative Time		11:49.0	+39.3	16	15:36.8	+51.2	17	28:16.6	+1:58.6	16
Sector Time		11:49.0	+39.3	16	3:47.8	+17.0	19	12:39.8	+1:08.2	15
Cumulative Time		32:07.2	+2:15.9	16	45:05.3	+4:08.3	16	48:59.3	+4:49.6	16
Sector Time		3:50.6	+19.8	19	12:58.1	+1:52.4	18	3:54.0	+42.6	30
17	12	TANAKA Yukari	JPN			49:10.0	+5:00.3			17
Cumulative Time		11:40.2	+30.5	13	15:27.8	+42.2	14	28:40.4	+2:22.4	17
Sector Time		11:40.2	+30.5	13	3:47.6	+16.8	18	13:12.6	+1:41.0	21
Cumulative Time		32:34.9	+2:43.6	17	45:32.0	+4:35.0	17	49:10.0	+5:00.3	17
Sector Time		3:54.5	+23.7	21	12:57.1	+1:51.4	17	3:38.0	+26.6	15
18	26	SIHETI Oksana	UKR			49:14.0	+5:04.3			18
Cumulative Time		12:27.9	+1:18.2	22	16:20.2	+1:34.6	22	29:04.1	+2:46.1	21
Sector Time		12:27.9	+1:18.2	22	3:52.3	+21.5	24	12:43.9	+1:12.3	16
Cumulative Time		32:51.6	+3:00.3	20	45:36.1	+4:39.1	18	49:14.0	+5:04.3	18
Sector Time		3:47.5	+16.7	15	12:44.5	+1:38.8	16	3:37.9	+26.5	12
19	27	SOLOVEI Iryna	UKR			49:28.5	+5:18.8			19
Cumulative Time		12:10.2	+1:00.5	21	15:54.4	+1:08.8	19	28:53.6	+2:35.6	19
Sector Time		12:10.2	+1:00.5	21	3:44.2	+13.4	17	12:59.2	+1:27.6	18
Cumulative Time		32:44.1	+2:52.8	19	45:47.3	+4:50.3	19	49:28.5	+5:18.8	19
Sector Time		3:50.5	+19.7	18	13:03.2	+1:57.5	19	3:41.2	+29.8	17
20	7	STOYAN Anna	KAZ			50:03.6	+5:53.9			20
Cumulative Time		12:04.1	+54.4	19	15:47.0	+1:01.4	18	28:53.2	+2:35.2	18
Sector Time		12:04.1	+54.4	19	3:42.9	+12.1	16	13:06.2	+1:34.6	20
Cumulative Time		32:36.7	+2:45.4	18	46:17.7	+5:20.7	20	50:03.6	+5:53.9	20
Sector Time		3:43.5	+12.7	12	13:41.0	+2:35.3	26	3:45.9	+34.5	21



Competition Analysis

Rank	Bib	Name	Country Code			Finish Time	Behind			Rank
			2.6 / 10.0 km				5.0 / 12.6 km			
		Time	Behind	Rk	Time	Behind	Rk	Time	Behind	Rk
21	25	CHINBAT Otgontsetseg	MGL			50:06.4	+5:56.7			21
Cumulative Time		11:58.9	+49.2	18	15:58.6	+1:13.0	21	29:02.9	+2:44.9	20
Sector Time		11:58.9	+49.2	18	3:59.7	+28.9	30	13:04.3	+1:32.7	19
Cumulative Time		33:16.3	+3:25.0	22	46:19.7	+5:22.7	21	50:06.4	+5:56.7	21
Sector Time		4:13.4	+42.6	34	13:03.4	+1:57.7	20	3:46.7	+35.3	22
22	30	CONFORTOLA Consuelo	ITA			50:51.5	+6:41.8			22
Cumulative Time		12:05.3	+55.6	20	15:56.3	+1:10.7	20	29:15.7	+2:57.7	22
Sector Time		12:05.3	+55.6	20	3:51.0	+20.2	21	13:19.4	+1:47.8	22
Cumulative Time		33:09.1	+3:17.8	21	47:08.2	+6:11.2	22	50:51.5	+6:41.8	22
Sector Time		3:53.4	+22.6	20	13:59.1	+2:53.4	28	3:43.3	+31.9	19
23	38	COMPAGNONI Jael	ITA			51:08.3	+6:58.6			23
Cumulative Time		12:30.7	+1:21.0	24	16:25.1	+1:39.5	25	29:57.8	+3:39.8	23
Sector Time		12:30.7	+1:21.0	24	3:54.4	+23.6	28	13:32.7	+2:01.1	25
Cumulative Time		33:54.7	+4:03.4	24	47:26.4	+6:29.4	23	51:08.3	+6:58.6	23
Sector Time		3:56.9	+26.1	23	13:31.7	+2:26.0	24	3:41.9	+30.5	18
24	21	PICHARD-JOLICOEUR Christel	CAN			51:18.0	+7:08.3			24
Cumulative Time		12:31.8	+1:22.1	25	16:23.9	+1:38.3	24	29:58.0	+3:40.0	24
Sector Time		12:31.8	+1:22.1	25	3:52.1	+21.3	23	13:34.1	+2:02.5	27
Cumulative Time		33:53.6	+4:02.3	23	47:29.4	+6:32.4	24	51:18.0	+7:08.3	24
Sector Time		3:55.6	+24.8	22	13:35.8	+2:30.1	25	3:48.6	+37.2	24
25	40	DICKEY Shelby	CAN			51:33.5	+7:23.8			25
Cumulative Time		12:49.2	+1:39.5	28	16:44.7	+1:59.1	28	30:17.6	+3:59.6	27
Sector Time		12:49.2	+1:39.5	28	3:55.5	+24.7	29	13:32.9	+2:01.3	26
Cumulative Time		34:20.4	+4:29.1	27	47:46.3	+6:49.3	26	51:33.5	+7:23.8	25
Sector Time		4:02.8	+32.0	27	13:25.9	+2:20.2	22	3:47.2	+35.8	23
26	29	ARIUNSANAA Enkhtuul	MGL			51:35.5	+7:25.8			26
Cumulative Time		12:43.3	+1:33.6	27	16:47.4	+2:01.8	31	30:12.5	+3:54.5	26
Sector Time		12:43.3	+1:33.6	27	4:04.1	+33.3	34	13:25.1	+1:53.5	23
Cumulative Time		34:17.7	+4:26.4	26	47:44.1	+6:47.1	25	51:35.5	+7:25.8	26
Sector Time		4:05.2	+34.4	30	13:26.4	+2:20.7	23	3:51.4	+40.0	27
27	22	SMERCIAKOVA Aneta	SVK			51:51.3	+7:41.6			27
Cumulative Time		12:33.1	+1:23.4	26	16:27.4	+1:41.8	26	29:59.8	+3:41.8	25
Sector Time		12:33.1	+1:23.4	26	3:54.3	+23.5	27	13:32.4	+2:00.8	24
Cumulative Time		34:00.6	+4:09.3	25	47:53.5	+6:56.5	27	51:51.3	+7:41.6	27
Sector Time		4:00.8	+30.0	25	13:52.9	+2:47.2	27	3:57.8	+46.4	33
28	39	LI Lei	CHN			52:28.9	+8:19.2			28
Cumulative Time		12:29.2	+1:19.5	23	16:20.3	+1:34.7	23	31:09.9	+4:51.9	30
Sector Time		12:29.2	+1:19.5	23	3:51.1	+20.3	22	14:49.6	+3:18.0	36
Cumulative Time		35:15.4	+5:24.1	31	48:37.4	+7:40.4	28	52:28.9	+8:19.2	28
Sector Time		4:05.5	+34.7	31	13:22.0	+2:16.3	21	3:51.5	+40.1	28
29	18	KAZNACENKO Marija	LTU			52:59.7	+8:50.0			29
Cumulative Time		12:55.9	+1:46.2	31	16:46.2	+2:00.6	29	30:48.8	+4:30.8	29
Sector Time		12:55.9	+1:46.2	31	3:50.3	+19.5	20	14:02.6	+2:31.0	30
Cumulative Time		34:52.3	+5:01.0	29	49:06.4	+8:09.4	29	52:59.7	+8:50.0	29
Sector Time		4:03.5	+32.7	28	14:14.1	+3:08.4	30	3:53.3	+41.9	29
30	23	THEBERGE Andree-Anne	CAN			53:22.3	+9:12.6			30
Cumulative Time		12:49.6	+1:39.9	29	16:41.9	+1:56.3	27	31:15.0	+4:57.0	31
Sector Time		12:49.6	+1:39.9	29	3:52.3	+21.5	24	14:33.1	+3:01.5	34
Cumulative Time		35:14.9	+5:23.6	30	49:28.1	+8:31.1	30	53:22.3	+9:12.6	30
Sector Time		3:59.9	+29.1	24	14:13.2	+3:07.5	29	3:54.2	+42.8	32



Competition Analysis

Rank	Bib	Name	Country Code			Finish Time			Behind			Rank
			2.6 / 10.0 km			5.0 / 12.6 km			7.6 / 15.0 km			
			Time	Behind	Rk	Time	Behind	Rk	Time	Behind	Rk	
31	31	VANDERZWET Kyla	CAN			53:32.3			+9:22.6			31
		Cumulative Time	13:21.6	+2:11.9	35	17:23.1	+2:37.5	34	31:19.6	+5:01.6	32	
		Sector Time	13:21.6	+2:11.9	35	4:01.5	+30.7	31	13:56.5	+2:24.9	29	
		Cumulative Time	35:21.9	+5:30.6	32	49:46.9	+8:49.9	32	53:32.3	+9:22.6	31	
		Sector Time	4:02.3	+31.5	26	14:25.0	+3:19.3	33	3:45.4	+34.0	20	
32	19	NASYKO Mariya	UKR			53:32.6			+9:22.9			32
		Cumulative Time	12:53.3	+1:43.6	30	16:46.5	+2:00.9	30	30:41.1	+4:23.1	28	
		Sector Time	12:53.3	+1:43.6	30	3:53.2	+22.4	26	13:54.6	+2:23.0	28	
		Cumulative Time	34:46.2	+4:54.9	28	49:38.6	+8:41.6	31	53:32.6	+9:22.9	32	
		Sector Time	4:05.1	+34.3	29	14:52.4	+3:46.7	35	3:54.0	+42.6	30	
33	35	BAT-OCHIR Delgermaa	MGL			53:43.1			+9:33.4			33
		Cumulative Time	13:11.8	+2:02.1	33	17:14.2	+2:28.6	32	31:29.5	+5:11.5	33	
		Sector Time	13:11.8	+2:02.1	33	4:02.4	+31.6	33	14:15.3	+2:43.7	31	
		Cumulative Time	35:37.5	+5:46.2	33	49:52.8	+8:55.8	33	53:43.1	+9:33.4	33	
		Sector Time	4:08.0	+37.2	32	14:15.3	+3:09.6	32	3:50.3	+38.9	25	
34	32	MOURA Bruna	BRA			54:37.9			+10:28.2			34
		Cumulative Time	13:10.8	+2:01.1	32	17:22.6	+2:37.0	33	31:51.3	+5:33.3	34	
		Sector Time	13:10.8	+2:01.1	32	4:11.8	+41.0	36	14:28.7	+2:57.1	33	
		Cumulative Time	36:14.7	+6:23.4	35	50:29.6	+9:32.6	34	54:37.9	+10:28.2	34	
		Sector Time	4:23.4	+52.6	35	14:14.9	+3:09.2	31	4:08.3	+56.9	35	
35	36	MALMQUIST Emma	USA			54:57.5			+10:47.8			35
		Cumulative Time	13:31.1	+2:21.4	36	17:32.6	+2:47.0	36	32:00.9	+5:42.9	35	
		Sector Time	13:31.1	+2:21.4	36	4:01.5	+30.7	31	14:28.3	+2:56.7	32	
		Cumulative Time	36:11.7	+6:20.4	34	50:57.2	+10:00.2	35	54:57.5	+10:47.8	35	
		Sector Time	4:10.8	+40.0	33	14:45.5	+3:39.8	34	4:00.3	+48.9	34	
36	28	CAMICOLI Emma	CAN			56:06.0			+11:56.3			36
		Cumulative Time	13:19.4	+2:09.7	34	17:23.6	+2:38.0	35	32:06.1	+5:48.1	36	
		Sector Time	13:19.4	+2:09.7	34	4:04.2	+33.4	35	14:42.5	+3:10.9	35	
		Cumulative Time	36:31.0	+6:39.7	36	51:55.4	+10:58.4	36	56:06.0	+11:56.3	36	
		Sector Time	4:24.9	+54.1	36	15:24.4	+4:18.7	36	4:10.6	+59.2	36	
37	34	MAZUR Daryna	UKR			59:56.7			+15:47.0			37
		Cumulative Time	14:14.0	+3:04.3	38	18:50.2	+4:04.6	37	34:25.2	+8:07.2	37	
		Sector Time	14:14.0	+3:04.3	38	4:36.2	+1:05.4	37	15:35.0	+4:03.4	37	
		Cumulative Time	39:34.1	+9:42.8	37	55:18.5	+14:21.5	37	59:56.7	+15:47.0	37	
		Sector Time	5:08.9	+1:38.1	37	15:44.4	+4:38.7	37	4:38.2	+1:26.8	37	

Did Not Finish

Rank	Bib	Name	Country Code
	33	KENT Meghan	USA
		Cumulative Time	13:56.0 +2:46.3 37
		Sector Time	13:56.0 +2:46.3 37
		Cumulative Time	
		Sector Time	

Did Not Start

Rank	Bib	Name	Country Code
	5	MAYNGARDT Anastasia	BLR
	37	CUTTING Helen	USA

Legend

Rk Rank

7 FEB 2017 / Almaty (KAZ) / 3127

CCSW15KMMS-----FNL-000100--_77A 1.0

Report Created TUE 7 FEB 2017 14:53

Page 4/4





Almaty 2017

28TH WINTER UNIVERSIADE



CROSS-COUNTRY SKIING

Ladies' 3x5km Relay



Results

Jury Information				Course Information			
FIS Technical Delegate	LUSTREK Marko (SLO)			Name:	2.5 km red / 2.5 km blue		
FISU Race Director	KIELPINSKA Zofia (POL)			Height Difference (HD):	42m / 48m		
FIS Assistant Technical Delegate	OFSTAD Sylvi Pettersen (NOR)			Maximum Climb (MC):	33m / 36m		
Assistant TD Nat.	KOLOMEYETS Oleg (KAZ)			Total Climb (TC):	87m / 87m		
Chief of Competition	VELECHSHUK Alexandr (KAZ)			Length of Lap:	2480m / 2564m		
				Number of Laps:	2 / 2		

Rank	Bib Leg	Country Bib Colour/ Technique	Name	Leg			Time Team		Behind
				Time	Rank	Behind	Time	Rank	Behind
1	1	RUS - RUSSIAN FEDERATION					42:25.1	0.0	
	1-1	r / C	VASILIEVA Lilia	12:42.8	1	0.0	12:42.8	1	0.0
	1-2	g / F	REPNIYSYNA Olga	14:54.9	1	0.0	27:37.7	1	0.0
	1-3	y / F	NECHAEVSKAYA Anna	14:47.4	1	0.0	42:25.1	1	0.0
2	2	KAZ - KAZAKHSTAN					43:17.2	+52.1	
	2-1	r / C	SHEVCHENKO Anna	12:42.9	2	+0.1	12:42.9	2	+0.1
	2-2	g / F	MANDRIKA Olga	14:55.5	2	+0.6	27:38.4	2	+0.7
	2-3	y / F	BYKOVA Irina	15:38.8	3	+51.4	43:17.2	2	+52.1
3	3	FRA - FRANCE					44:11.2	+1:46.1	
	3-1	r / C	BENTZ Coralie	13:17.1	3	+34.3	13:17.1	3	+34.3
	3-2	g / F	DAMIANI Lea	15:25.9	3	+31.0	28:43.0	3	+1:05.3
	3-3	y / F	CHOPARD LALLIER Celine	15:28.2	2	+40.8	44:11.2	3	+1:46.1
4	8	BLR - BELARUS					47:16.3	+4:51.2	
	8-1	r / C	BUKINICH Maryna	14:40.2	6	+1:57.4	14:40.2	6	+1:57.4
	8-2	g / F	ROSHCHYNSKAYA Maryia	15:51.4	4	+56.5	30:31.6	4	+2:53.9
	8-3	y / F	MAYNGARDT Anastasia	16:44.7	4	+1:57.3	47:16.3	4	+4:51.2
5	9	UKR - UKRAINE					48:07.8	+5:42.7	
	9-1	r / C	TARASENKO Yulia	14:12.5	5	+1:29.7	14:12.5	5	+1:29.7
	9-2	g / F	OLEKH Viktoriya	16:58.9	5	+2:04.0	31:11.4	5	+3:33.7
	9-3	y / F	NASYKO Mariya	16:56.4	5	+2:09.0	48:07.8	5	+5:42.7
6	4	CHN - PEOPLE'S REPUBLIC OF CHINA					49:19.3	+6:54.2	
	4-1	r / C	LI Lei	14:41.2	7	+1:58.4	14:41.2	7	+1:58.4
	4-2	g / F	WU Aiting	17:36.6	7	+2:41.7	32:17.8	7	+4:40.1
	4-3	y / F	ZHANG Xue	17:01.5	6	+2:14.1	49:19.3	6	+6:54.2
7	10	CAN - CANADA					50:11.8	+7:46.7	
	10-1	r / C	PICHARD-JOLICOEUR Christel	15:43.1	9	+3:00.3	15:43.1	9	+3:00.3
	10-2	g / F	DICKEY Shelby	17:10.0	6	+2:15.1	32:53.1	8	+5:15.4
	10-3	y / F	VANDERZWET Kyla	17:18.7	7	+2:31.3	50:11.8	7	+7:46.7
8	6	USA - UNITED STATES OF AMERICA					50:17.3	+7:52.2	
	6-1	r / C	SULSER Elise	13:54.0	4	+1:11.2	13:54.0	4	+1:11.2
	6-2	g / F	KENT Meghan	17:59.5	8	+3:04.6	31:53.5	6	+4:15.8
	6-3	y / F	THOMAS Yara	18:23.8	9	+3:36.4	50:17.3	8	+7:52.2
9	7	MGL - MONGOLIA					52:04.8	+9:39.7	
	7-1	r / C	ARIUNSANAA Enkhtuul	14:42.3	8	+1:59.5	14:42.3	8	+1:59.5
	7-2	g / F	BAT-OCHIR Delgermaa	19:10.7	9	+4:15.8	33:53.0	9	+6:15.3
	7-3	y / F	CHINBAT Otgontsetseg	18:11.8	8	+3:24.4	52:04.8	9	+9:39.7



Results

Rank	Bib Leg	Country Bib Colour/ Technique	Name	Leg			Time Team		Behind
				Time	Rank	Behind	Time	Rank	Behind
Did Not Finish									
5 KOR - REPUBLIC OF KOREA									
	5-1	r / C	LEE Ji-yun	16:40.8	10	+3:58.0	16:40.8	10	+3:58.0
	5-2	g / F	BAE Min-ju						
	5-3	y / F	KIM Eun-ji						

Weather	Snow Condition	Temperatures		Competitors / Countries					
		Air	Snow	Entries	Ranked	DNS	DNF	DSQ	LAP
Sunny	Hard	-12.0°C	-11.0°C	30/10	27/9	0/0	3/1	0/0	0/0

FIS Technical Delegate LUSTREK Marko (SLO)	Race Secretary NEVZOROVA Anna (KAZ)
---------------------------------------------------	--------------------------------------------

Legend

C Classic
DNS Did Not Start
DSQ Disqualified
g Green
r Red

DNF Did Not Finish
DQB Disqualification for unsportsmanlike behaviour
F Free
LAP Lapped
y Yellow



Competition Analysis

Leg 1 Classic Technique

Rank	Bib	Name	Country Code			Total Time	Leg behind			Total Behind				
			1.2km				2.5km				3.7km			5.0km
			Time	Behind	Rk	Time	Behind	Rk	Time	Behind	Rk	Time	Behind	Rk
1	1	VASILIEVA Lilia	RUS			12:42.8	0.0			0.0				
		Team Time	3:32.5	+0.6	2	6:19.9	0.0	1	9:58.3	+0.3	2	12:42.8	0.0	1
		Leg Time										12:42.8	0.0	1
		Sector Time	3:32.5	+0.6	2	2:47.4	0.0	1	3:38.4	+0.6	2			
2	2	SHEVCHENKO Anna	KAZ			12:42.9	+0.1			+0.1				
		Team Time	3:31.9	0.0	1	6:20.2	+0.3	2	9:58.0	0.0	1	12:42.9	+0.1	2
		Leg Time										12:42.9	+0.1	2
		Sector Time	3:31.9	0.0	1	2:48.3	+0.9	2	3:37.8	0.0	1			
3	3	BENTZ Coralie	FRA			13:17.1	+34.3			+34.3				
		Team Time	3:33.5	+1.6	3	6:21.8	+1.9	3	10:14.4	+16.4	3	13:17.1	+34.3	3
		Leg Time										13:17.1	+34.3	3
		Sector Time	3:33.5	+1.6	3	2:48.3	+0.9	2	3:52.6	+14.8	3			
4	6	SULSER Elise	USA			13:54.0	+1:11.2			+1:11.2				
		Team Time	3:36.6	+4.7	5	6:35.9	+16.0	4	10:42.1	+44.1	4	13:54.0	+1:11.2	4
		Leg Time										13:54.0	+1:11.2	4
		Sector Time	3:36.6	+4.7	5	2:59.3	+11.9	4	4:06.2	+28.4	4			
5	9	TARASENKO Yulia	UKR			14:12.5	+1:29.7			+1:29.7				
		Team Time	3:40.3	+8.4	8	6:45.0	+25.1	7	11:03.9	+1:05.9	5	14:12.5	+1:29.7	5
		Leg Time										14:12.5	+1:29.7	5
		Sector Time	3:40.3	+8.4	8	3:04.7	+17.3	6	4:18.9	+41.1	5			
6	8	BUKINICH Maryna	BLR			14:40.2	+1:57.4			+1:57.4				
		Team Time	3:37.5	+5.6	6	6:44.4	+24.5	6	11:21.0	+1:23.0	6	14:40.2	+1:57.4	6
		Leg Time										14:40.2	+1:57.4	6
		Sector Time	3:37.5	+5.6	6	3:06.9	+19.5	7	4:36.6	+58.8	7			
7	4	LI Lei	CHN			14:41.2	+1:58.4			+1:58.4				
		Team Time	3:34.2	+2.3	4	6:38.0	+18.1	5	11:21.1	+1:23.1	7	14:41.2	+1:58.4	7
		Leg Time										14:41.2	+1:58.4	7
		Sector Time	3:34.2	+2.3	4	3:03.8	+16.4	5	4:43.1	+1:05.3	8			
8	7	ARIUNSANAA Enkhtuul	MGL			14:42.3	+1:59.5			+1:59.5				
		Team Time	3:40.0	+8.1	7	6:53.6	+33.7	8	11:22.6	+1:24.6	8	14:42.3	+1:59.5	8
		Leg Time										14:42.3	+1:59.5	8
		Sector Time	3:40.0	+8.1	7	3:13.6	+26.2	8	4:29.0	+51.2	6			
9	10	PICHARD-JOLICOEUR Christel	CAN			15:43.1	+3:00.3			+3:00.3				
		Team Time	3:42.8	+10.9	9	7:04.9	+45.0	9	12:07.9	+2:09.9	9	15:43.1	+3:00.3	9
		Leg Time										15:43.1	+3:00.3	9
		Sector Time	3:42.8	+10.9	9	3:22.1	+34.7	9	5:03.0	+1:25.2	10			
10	5	LEE Ji-yun	KOR			16:40.8	+3:58.0			+3:58.0				
		Team Time	4:28.5	+56.6	10	8:07.6	+1:47.7	10	13:05.1	+3:07.1	10	16:40.8	+3:58.0	10
		Leg Time										16:40.8	+3:58.0	10
		Sector Time	4:28.5	+56.6	10	3:39.1	+51.7	10	4:57.5	+1:19.7	9			



Competition Analysis

Leg 2 Free Technique

Rank	Bib	Name	Country Code			Total Time			Leg behind			Total Behind		
			6.0km			7.5km			8.5km			10.0km		
			Time	Behind	Rk	Time	Behind	Rk	Time	Behind	Rk	Time	Behind	Rk
1	1	REPNITSYNA Olga	RUS			27:37.7			0.0			0.0		
		Team Time	15:46.5	0.0	1	20:02.7	0.0	1	23:19.9	0.0	1	27:37.7	0.0	1
		Leg Time										14:54.9	0.0	1
		Sector Time	3:03.7	0.0	1	4:16.2	+0.4	2	3:17.2	0.0	1			
2	2	MANDRIKA Olga	KAZ			27:38.4			+0.6			+0.7		
		Team Time	15:47.3	+0.8	2	20:03.1	+0.4	2	23:20.8	+0.9	2	27:38.4	+0.7	2
		Leg Time										14:55.5	+0.6	2
		Sector Time	3:04.4	+0.7	2	4:15.8	0.0	1	3:17.7	+0.5	2			
3	3	DAMIANI Lea	FRA			28:43.0			+31.0			+1:05.3		
		Team Time	16:23.1	+36.6	3	20:47.4	+44.7	3	24:21.1	+1:01.2	3	28:43.0	+1:05.3	3
		Leg Time										15:25.9	+31.0	3
		Sector Time	3:06.0	+2.3	3	4:24.3	+8.5	4	3:33.7	+16.5	3			
4	8	ROSHCHYNSKAYA Maryia	BLR			30:31.6			+56.5			+2:53.9		
		Team Time	18:05.2	+2:18.7	7	22:27.8	+2:25.1	5	26:10.5	+2:50.6	5	30:31.6	+2:53.9	4
		Leg Time										15:51.4	+56.5	4
		Sector Time	3:25.0	+21.3	6	4:22.6	+6.8	3	3:42.7	+25.5	4			
5	9	OLEKH Viktoriya	UKR			31:11.4			+2:04.0			+3:33.7		
		Team Time	17:25.7	+1:39.2	4	22:03.0	+2:00.3	4	26:03.0	+2:43.1	4	31:11.4	+3:33.7	5
		Leg Time										16:58.9	+2:04.0	5
		Sector Time	3:13.2	+9.5	4	4:37.3	+21.5	5	4:00.0	+42.8	5			
6	6	KENT Meghan	USA			31:53.5			+3:04.6			+4:15.8		
		Team Time	17:36.8	+1:50.3	5	22:40.4	+2:37.7	6	26:45.2	+3:25.3	6	31:53.5	+4:15.8	6
		Leg Time										17:59.5	+3:04.6	8
		Sector Time	3:42.8	+39.1	9	5:03.6	+47.8	8	4:04.8	+47.6	6			
7	4	WU Aiting	CHN			32:17.8			+2:41.7			+4:40.1		
		Team Time	18:04.5	+2:18.0	6	23:02.5	+2:59.8	7	27:24.8	+4:04.9	7	32:17.8	+4:40.1	7
		Leg Time										17:36.6	+2:41.7	7
		Sector Time	3:23.3	+19.6	5	4:58.0	+42.2	7	4:22.3	+1:05.1	8			
8	10	DICKEY Shelby	CAN			32:53.1			+2:15.1			+5:15.4		
		Team Time	19:12.1	+3:25.6	9	23:57.9	+3:55.2	9	28:02.7	+4:42.8	8	32:53.1	+5:15.4	8
		Leg Time										17:10.0	+2:15.1	6
		Sector Time	3:29.0	+25.3	7	4:45.8	+30.0	6	4:04.8	+47.6	6			
9	7	BAT-OCHIR Delgermaa	MGL			33:53.0			+4:15.8			+6:15.3		
		Team Time	18:21.8	+2:35.3	8	23:29.9	+3:27.2	8	28:26.3	+5:06.4	9	33:53.0	+6:15.3	9
		Leg Time										19:10.7	+4:15.8	9
		Sector Time	3:39.5	+35.8	8	5:08.1	+52.3	9	4:56.4	+1:39.2	9			
5	BAE Min-ju		KOR			DNF								
		Team Time	21:27.6	+5:41.1	10	27:31.8	+7:29.1	10						
		Leg Time												
		Sector Time	4:46.8	+1:43.1	10	6:04.2	+1:48.4	10						



Competition Analysis

Leg 3 Free Technique

Rank	Bib	Name	Country Code			Total Time			Leg behind			Total Behind		
			11.0km			12.5km			13.5km			15.0km		
			Time	Behind	Rk	Time	Behind	Rk	Time	Behind	Rk	Time	Behind	Rk
1	1	NECHAEVSKAYA Anna	RUS			42:25.1			0.0			0.0		
		Team Time	30:44.8	0.0	1	34:48.7	0.0	1	37:54.9	0.0	1			
		Leg Time												
		Sector Time	3:07.1	+2.9	2	4:03.9	0.0	1	3:06.2	0.0	1			
2	2	BYKOVA Irina	KAZ			43:17.2			+51.4			+52.1		
		Team Time	30:47.0	+2.2	2	35:03.1	+14.4	2	38:34.7	+39.8	2			
		Leg Time												
		Sector Time	3:08.6	+4.4	3	4:16.1	+12.2	2	3:31.6	+25.4	3			
3	3	CHOPARD LALLIER Celine	FRA			44:11.2			+40.8			+1:46.1		
		Team Time	31:47.2	+1:02.4	3	36:05.3	+1:16.6	3	39:32.5	+1:37.6	3			
		Leg Time												
		Sector Time	3:04.2	0.0	1	4:18.1	+14.2	3	3:27.2	+21.0	2			
4	8	MAYNGARDT Anastasia	BLR			47:16.3			+1:57.3			+4:51.2		
		Team Time	33:52.1	+3:07.3	4	38:12.1	+3:23.4	4	42:27.0	+4:32.1	4			
		Leg Time												
		Sector Time	3:20.5	+16.3	5	4:20.0	+16.1	4	4:14.9	+1:08.7	7			
5	9	NASYKO Mariya	UKR			48:07.8			+2:09.0			+5:42.7		
		Team Time	34:47.1	+4:02.3	5	39:24.8	+4:36.1	5	43:14.4	+5:19.5	5			
		Leg Time												
		Sector Time	3:35.7	+31.5	8	4:37.7	+33.8	5	3:49.6	+43.4	5			
6	4	ZHANG Xue	CHN			49:19.3			+2:14.1			+6:54.2		
		Team Time	35:37.4	+4:52.6	6	40:35.0	+5:46.3	6	44:09.5	+6:14.6	6			
		Leg Time												
		Sector Time	3:19.6	+15.4	4	4:57.6	+53.7	9	3:34.5	+28.3	4			
7	10	VANDERZWET Kyla	CAN			50:11.8			+2:31.3			+7:46.7		
		Team Time	36:27.8	+5:43.0	8	41:12.0	+6:23.3	8	45:17.1	+7:22.2	8			
		Leg Time												
		Sector Time	3:34.7	+30.5	7	4:44.2	+40.3	6	4:05.1	+58.9	6			
8	6	THOMAS Yara	USA			50:17.3			+3:36.4			+7:52.2		
		Team Time	35:52.6	+5:07.8	7	40:46.9	+5:58.2	7	45:03.0	+7:08.1	7			
		Leg Time												
		Sector Time	3:59.1	+54.9	9	4:54.3	+50.4	8	4:16.1	+1:09.9	8			
9	7	CHINBAT Otgontsetseg	MGL			52:04.8			+3:24.4			+9:39.7		
		Team Time	37:26.0	+6:41.2	9	42:17.0	+7:28.3	9	46:39.5	+8:44.6	9			
		Leg Time												
		Sector Time	3:33.0	+28.8	6	4:51.0	+47.1	7	4:22.5	+1:16.3	9			
5	KIM Eun-ji	KOR			DNF									
		Team Time												
		Leg Time												
		Sector Time												



Competition Analysis

Legend			
DNF	Did Not Finish	Rk	Rank

6 FEB 2017 / Almaty (KAZ) / 3126

CCSW3x5KM-----FNL-000100--_77C 1.0

Report Created MON 6 FEB 2017 12:20

Page 4/4





Almaty 2017

28TH WINTER UNIVERSIADE



CROSS-COUNTRY SKIING

Men's 10km Individual Classic



Results

Jury Information				Course Information			
FIS Technical Delegate	LUSTREK Marko (SLO)			Name:	5 km		
FIS Race Director	KIELPINSKA Zofia (POL)			Height Difference (HD):	87m		
FIS Assistant Technical Delegate	OFSTAD Sylvi Pettersen (NOR)			Maximum Climb (MC):	60m		
Assistant TD Nat.	KOLOMEYETS Oleg (KAZ)			Total Climb (TC):	191m		
Chief of Competition	VELECHSHUK Alexandr (KAZ)			Length of Lap:	4892m		
				Number of Laps:	2		

Rank	Bib	FIS Code	Name	Country Code	1.8km Time Rank	5.0km Time Rank	7.6km Time Rank	Finish Time	Behind	FIS Points
1	81	3482131	GONTAR Valeriy	RUS	5:07.4 2	12:28.6 2	22:08.1 1	25:12.0	0.0	31.22
2	88	3481760	ROSTOVTSSEV Dmitriy	RUS	5:07.3 1	12:28.3 1	22:10.1 2	25:20.9	+8.9	35.93
3	86	3190298	POUYE Alexandre	FRA	5:07.9 3	12:40.8 3	22:27.9 3	25:33.8	+21.8	42.75
4	67	3740021	MIKAYELAN Sergey	ARM	5:14.2 6	12:47.6 8	22:37.0 4	25:49.4	+37.4	51.01
5	71	3670115	PUKHKALO Vitaliy	KAZ	5:20.7=13	12:43.9 4	22:48.8 6	25:56.1	+44.1	54.55
6	73	3150462	RYPL Miroslav	CZE	5:11.9 5	12:46.6 7	22:42.8 5	25:56.2	+44.2	54.61
7	62	3481482	VICHUZHANIN Kirill	RUS	5:20.7=13	12:45.2 5	22:51.5 7	26:13.5	+1:01.5	63.76
8	79	3670025	MALYSHEV Alexandr	KAZ	5:22.7 19	12:58.3 12	23:11.9 10	26:19.6	+1:07.6	66.99
9	65	3670078	KLIMIN Olzhas	KAZ	5:19.6 11	12:46.1 6	23:05.9 8	26:22.0	+1:10.0	68.26
10	56	3481203	BEREZIN Egor	RUS	5:21.9 18	13:00.5 14	23:09.0 9	26:27.5	+1:15.5	71.17
11	16	3150317	PSENICKA Jakub	CZE	5:24.9 24	13:08.0 17	23:14.5 12	26:29.7	+1:17.7	72.33
11	68	3670058	MUKHIN Rinat	KAZ	5:23.2 22	12:57.4 11	23:14.0 11	26:29.7	+1:17.7	72.33
13	78	3190336	SCHWARTZ Louis	FRA	5:28.9 32	13:15.4=24	23:15.4 13	26:31.8	+1:19.8	73.44
14	84	3670042	MALYSHEV Sergey	KAZ	5:17.5 9	12:55.9 10	23:24.7 15	26:32.4	+1:20.4	73.76
15	82	3300494	BABA Naoto	JPN	5:22.9 20	13:14.7 23	23:18.7 14	26:39.0	+1:27.0	77.25
16	60	3150523	ANTOS Jakub	CZE	5:26.3 27	13:14.3 22	23:41.6 19	26:49.3	+1:37.3	82.70
17	53	3660076	SALADKOU Aliaksandr	BLR	5:21.2 15	13:18.2 26	23:38.8 16	26:55.5	+1:43.5	85.98
18	80	3481846	TARASOV Roman	RUS	5:21.7 17	12:55.0 9	23:40.6 18	26:58.6	+1:46.6	87.62
19	87	3190401	GUIGONNET Loic	FRA	5:23.1 21	12:59.5 13	23:38.9 17	26:58.9	+1:46.9	87.78
20	66	3150519	FELLNER Adam	CZE	5:18.9 10	13:12.6 20	23:43.3 20	27:01.6	+1:49.6	89.21
21	74	3690074	KRASOVSKYI Oleksii	UKR	5:25.2 25	13:05.1 15	23:46.9 21	27:03.3	+1:51.3	90.11
22	40	3700074	SULEK Miroslav	SVK	5:25.5 26	13:11.9 19	23:47.4 22	27:03.8	+1:51.8	90.37
23	70	3670080	LYUFT Ivan	KAZ	5:33.2 42	13:15.4=24	23:57.7 24	27:09.0	+1:57.0	93.12
24	41	3090097	CHUCHUGANOV Yordan	BUL	5:32.1 40	13:38.4 38	24:02.0 27	27:18.6	+2:06.6	98.20
25	75	3150183	GRAEF Jakub	CZE	5:15.1 7	13:08.9 18	23:54.7 23	27:18.8	+2:06.8	98.31
26	59	3690069	YAREMENKO Kostyantyn	UKR	5:28.6 31	13:26.0 29	23:57.8 25	27:20.7	+2:08.7	99.32
27	69	3481218	GAVRILOV Yuriy	RUS	5:27.6 29	13:14.2 21	23:59.4 26	27:28.4	+2:16.4	103.39
28	83	3300374	SATO Tomoki	JPN	5:27.7 30	13:26.2=30	24:10.6 28	27:28.5	+2:16.5	103.44
29	85	3190303	PHILIPOT Mickael	FRA	5:26.5 28	13:29.4 32	24:16.8 30	27:29.4	+2:17.4	103.92
30	58	3200642	ESCHER Toni	GER	5:34.1 46	13:23.4 28	24:18.5 32	27:31.3	+2:19.3	104.92
31	44	3510440	HAMMER Reto	SUI	5:40.8=57	13:31.9 33	24:17.7 31	27:32.5	+2:20.5	105.56
32	51	3421939	BJERKRHEIM Kjetil Andre	NOR	5:20.6 12	13:26.2=30	24:14.9 29	27:35.6	+2:23.6	107.20
33	63	3200578	STRUEBEL Josua	GER	5:21.5 16	13:19.5 27	24:24.4=35	27:38.4	+2:26.4	108.68
34	72	3300408	UDA Akihito	JPN	5:10.1 4	13:07.1 16	24:20.5 33	27:39.6	+2:27.6	109.32
35	77	3300399	FUJINOKI Hikari	JPN	5:30.8 35	13:36.7 35	24:23.0 34	27:39.8	+2:27.8	109.42
36	45	3430211	PRADZIAD Andrzej	POL	5:38.3 53	13:37.7 37	24:24.4=35	27:40.8	+2:28.8	109.95
37	57	3690075	MARCHENKO Andriy	UKR	5:33.9 44	13:43.7 43	24:26.0 38	27:45.5	+2:33.5	112.44
38	33	3200610	WINKER Christian	GER	5:30.6 34	13:42.4 41	24:30.4 40	27:51.3	+2:39.3	115.51
39	76	3421379	GRAV Joergen	NOR	5:30.9=36	13:36.2 34	24:25.7 37	27:54.1	+2:42.1	116.99
40	23	3700070	MICHALOVSKY Rudolf	SVK	5:39.5 56	13:44.5 46	24:43.8 43	27:59.1	+2:47.1	119.63
41	25	3720014	BATMUNKH Achbadrakh	MGL	5:30.9=36	13:44.3 45	24:27.5 39	28:02.2	+2:50.2	121.27
42	64	3660055	VORANAU Aliaksandr	BLR	5:34.5 47	13:36.9 36	24:46.7 44	28:02.5	+2:50.5	121.43
43	47	3430227	RUCKI Bartlomiej	POL	5:40.8=57	13:49.0 51	24:43.1 42	28:03.8	+2:51.8	122.12
44	30	3530818	VINCENT Mason	USA	5:32.2 41	13:46.6 48	24:38.6 41	28:06.0	+2:54.0	123.28
45	55	3300371	SUZUKI Takahiro	JPN	5:33.5 43	13:43.8 44	24:50.8 46	28:10.7	+2:58.7	125.77
46	34	3510452	HAMMER Simon	SUI	5:40.8=57	13:51.2 52	24:49.8 45	28:15.3	+3:03.3	128.20
47	54	3690097	KOPYLOV Vladyslav	UKR	5:49.4 68	13:57.3 55	25:03.8 50	28:21.3	+3:09.3	131.38
48	61	3690086	CHELENKO Oleksandr	UKR	5:35.3 49	13:42.1 40	24:54.3 47	28:23.6	+3:11.6	132.60
49	3	3100224	CASCAGNETTE Jordan	CAN	5:16.2 8	13:41.8 39	25:01.7 48	28:24.3	+3:12.3	132.97
50	9	3422107	HULBAK Ole Sollien	NOR	5:50.8 71	14:09.6 65	25:02.7 49	28:24.4	+3:12.4	133.02



Almaty 2017

28th WINTER UNIVERSIADE

MON 30 JAN 2017

Start Time 12:30 / End Time 13:58

Results

Rank	Bib	FIS Code	Name	Country Code	1.8km Time Rank	5.0km Time Rank	7.6km Time Rank	Finish Time	Behind	FIS Points
51	49	3780027	JAKELIUNAS Lukas	LTU	5:44.1 62	13:59.9 58	25:08.5 54	28:29.9	+3:17.9	135.93
52	52	3520046	DURSUM Hamza	TUR	5:31.4 39	13:45.0 47	25:04.5 52	28:30.5	+3:18.5	136.25
53	42	3100302	THOMPSON Conor	CAN	5:52.6 75	14:12.4 67	25:10.3 55	28:33.2	+3:21.2	137.68
53	46	3690096	LITVIN Vladyslav	UKR	5:44.5 63	13:56.9 54	25:13.6 57	28:33.2	+3:21.2	137.68
55	50	3660083	YAKIMENKA Dzmity	BLR	5:35.0 48	13:48.9 50	25:06.3 53	28:36.0	+3:24.0	139.16
56	19	3200444	WEISHAEUPL Andreas	GER	5:51.8 72	13:57.8 56	25:14.8 58	28:36.3	+3:24.3	139.32
57	35	3100290	POMEROY Carrington	CAN	5:29.7 33	13:43.5 42	25:03.9 51	28:36.9	+3:24.9	139.63
58	22	3100313	DUMAS William	CAN	5:38.7 54	13:59.0 57	25:16.3 59	28:41.3	+3:29.3	141.96
59	18	3100411	SHIELDS Gavin	CAN	5:37.8 52	14:00.3 59	25:19.9 62	28:42.1	+3:30.1	142.38
60	28	3200355	ALRAUN Fabian	GER	5:37.4 51	14:06.3 63	25:16.6 60	28:42.3	+3:30.3	142.49
61	14	3430219	BRIL Dawid	POL	5:34.0 45	14:01.9 60	25:28.0 65	28:47.5	+3:35.5	145.24
62	6	3120104	NIE Han	CHN	5:52.3 74	14:21.2 72	25:12.1 56	28:48.9	+3:36.9	145.98
63	39	3200692	FRIEDRICH Christian	GER	5:43.1 61	13:51.4 53	25:21.8 63	28:50.2	+3:38.2	146.67
64	29	3040107	MONTGOMERY Nick	AUS	5:38.8 55	14:04.9 62	25:17.4 61	28:55.4	+3:43.4	149.42
65	24	3510486	NICOLLIER Philippe	SUI	5:24.0 23	14:14.3 68	25:30.2 66	28:55.5	+3:43.5	149.47
66	48	3660107	CHYCHYKAU Aleh	BLR	5:31.0 38	13:47.8 49	25:31.5 67	28:58.3	+3:46.3	150.96
67	13	3290374	BECCHIS Emanuele	ITA	5:52.1 73	14:09.1 64	25:42.8 70	28:59.3	+3:47.3	151.48
68	43	3520061	AYCICEK Omer	TUR	5:53.8 77	14:02.9 61	25:27.5 64	29:00.5	+3:48.5	152.12
69	26	3422117	RISETH Jonas	NOR	5:44.7 64	14:15.5 70	25:38.8 68	29:13.5	+4:01.5	159.00
70	20	3320152	CHO Young-chan	KOR	5:49.2 67	14:33.0 75	25:39.7 69	29:17.0	+4:05.0	160.85
71	36	3430264	ANTOLEC Kacper	POL	5:42.2 60	14:14.7 69	25:59.2 73	29:24.3	+4:12.3	164.71
72	8	3290543	CARLET Alessandro	ITA	6:04.4 79	14:39.2 77	25:59.1 72	29:25.1	+4:13.1	165.14
73	21	3530798	TIMMONS Will	USA	5:49.0 66	14:15.9 71	25:50.3 71	29:30.1	+4:18.1	167.78
74	11	3720013	BAASANSUREN Amarsanaa	MGL	5:49.6 69	14:34.8 76	26:02.5 74	29:40.5	+4:28.5	173.28
75	37	3320139	LEE Geon-yong	KOR	5:52.9 76	14:32.3 74	26:31.7 76	29:51.3	+4:39.3	179.00
76	2	3421548	BANG PEDERSEN Bendik	NOR	5:36.8 50	14:11.6 66	26:24.6 75	29:57.6	+4:45.6	182.33
77	38	3100297	MORIN Alexis	CAN	6:08.9 82	14:26.1 73	26:44.6 78	29:59.5	+4:47.5	183.34
78	4	3120072	DU Yunpengfei	CHN	5:46.5 65	14:57.1 79	26:37.7 77	30:11.5	+4:59.5	189.69
79	15	3720017	URTNASAN Batjargal	MGL	5:50.7 70	15:05.6 81	26:45.7 79	30:22.5	+5:10.5	195.51
80	17	3530794	WISWELL Sam	USA	6:11.9 83	15:24.4 83	27:02.3 80	30:44.4	+5:32.4	207.09
81	32	3320176	HONG Yeon-Ki	KOR	6:18.8 84	15:04.2 80	27:10.9 81	30:45.3	+5:33.3	207.57
82	12	3530914	HOLLMAN Mitchell	USA	6:08.8 81	15:29.2 84	27:36.8 83	31:03.2	+5:51.2	217.04
83	27	3320144	LEE Ho-jin	KOR	5:55.2 78	14:54.1 78	27:19.7 82	31:10.1	+5:58.1	220.69
84	1	3530921	GEISEN Kevin	USA	6:19.3 85	15:29.6 85	28:16.6 84	31:53.4	+6:41.4	243.60
85	5	3530927	MOORE Cameron	USA	6:21.9 86	15:54.1 86	28:43.7 85	32:22.1	+7:10.1	258.79
86	10	3560111	STANEK Nejc	SLO	6:33.4 87	16:27.3 87	30:36.0 86	34:26.6	+9:14.6	324.66
87	7	3770020	ZHARKYMBAEV Tariel	KGZ	7:08.0 88	17:11.0 88	31:05.4 87	35:09.0	+9:57.0	347.09

Did Not Finish

31	3320147	LEE Jae-bong	KOR	6:05.5 80	15:08.0 82
----	---------	--------------	-----	-----------	------------





Results

Weather	Snow Condition	Temperatures		Competitors / Countries				
		Air	Snow	Entries	Ranked	DNS	DNF	DSQ
Sky Clear	Packed	1,0°C	-2,0°C	88/25	87/25	0/0	1/1	0/0

FIS Technical Delegate

LUSTREK Marko (SLO)

Race Secretary

NEVZOROVA Anna (KAZ)

Legend

= Equal sign indicates that two or more competitors share the same rank
DNS Did Not Start
DSQ Disqualified

DNF Did Not Finish
DQB Disqualification for unsportsmanlike behaviour



Competition Analysis

Rank	Bib	Name	Country Code			Finish Time			Behind			Rank	
			1.8 km	2.6 km	5.0 km	6.8 km	7.6 km	10.0 km					
		Time	Behind	Rk	Time	Behind	Rk	Time	Behind	Rk	Time	Behind	Rk
1	81	GONTAR Valeriy	RUS			25:12.0			0.0			1	
Cumulative Time		5:07.4	+0.1	2	9:22.9	+3.4	2	12:28.6	+0.3	2	17:44.4	0.0	1
Sector Time		5:07.4	+0.1	2	4:15.5	+3.3	3	3:05.7	+0.9	2	5:15.8	0.0	1
2	88	ROSTOVTSEV Dmitriy	RUS			25:20.9			+8.9			2	
Cumulative Time		5:07.3	0.0	1	9:19.5	0.0	1	12:28.3	0.0	1	17:47.1	+2.7	2
Sector Time		5:07.3	0.0	1	4:12.2	0.0	1	3:08.8	+4.0	3	5:18.8	+3.0	2
3	86	POUYE Alexandre	FRA			25:33.8			+21.8			3	
Cumulative Time		5:07.9	+0.6	3	9:26.5	+7.0	3	12:40.8	+12.5	3	18:04.3	+19.9	3
Sector Time		5:07.9	+0.6	3	4:18.6	+6.4	7	3:14.3	+9.5	13	5:23.5	+7.7	4
4	67	MIKAYELIAN Sergey	ARM			25:49.4			+37.4			4	
Cumulative Time		5:14.2	+6.9	6	9:35.2	+15.7	6	12:47.6	+19.3	8	18:07.5	+23.1	4
Sector Time		5:14.2	+6.9	6	4:21.0	+8.8	10	3:12.4	+7.6	9	5:19.9	+4.1	3
5	71	PUKHKALO Vitaliy	KAZ			25:56.1			+44.1			5	
Cumulative Time		5:20.7	+13.4	13	9:39.1	+19.6	8	12:43.9	+15.6	4	18:17.4	+33.0	7
Sector Time		5:20.7	+13.4	13	4:18.4	+6.2	6	3:04.8	0.0	1	5:33.5	+17.7	10
6	73	RYPL Miroslav	CZE			25:56.2			+44.2			6	
Cumulative Time		5:11.9	+4.6	5	9:30.0	+10.5	4	12:46.6	+18.3	7	18:17.1	+32.7	6
Sector Time		5:11.9	+4.6	5	4:18.1	+5.9	5	3:16.6	+11.8	19	5:30.5	+14.7	7
7	62	VICHUZHANIN Kirill	RUS			26:13.5			+1:01.5			7	
Cumulative Time		5:20.7	+13.4	13	9:34.2	+14.7	5	12:45.2	+16.9	5	18:13.5	+29.1	5
Sector Time		5:20.7	+13.4	13	4:13.5	+1.3	2	3:11.0	+6.2	8	5:28.3	+12.5	5
8	79	MALYSHEV Alexandr	KAZ			26:19.6			+1:07.6			8	
Cumulative Time		5:22.7	+15.4	19	9:48.1	+28.6	15	12:58.3	+30.0	12	18:39.8	+55.4	11
Sector Time		5:22.7	+15.4	19	4:25.4	+13.2	15	3:10.2	+5.4	6	5:41.5	+25.7	15
9	65	KLIMIN Olzhas	KAZ			26:22.0			+1:10.0			9	
Cumulative Time		5:19.6	+12.3	11	9:37.1	+17.6	7	12:46.1	+17.8	6	18:22.5	+38.1	8
Sector Time		5:19.6	+12.3	11	4:17.5	+5.3	4	3:09.0	+4.2	5	5:36.4	+20.6	14
10	56	BEREZIN Egor	RUS			26:27.5			+1:15.5			10	
Cumulative Time		5:21.9	+14.6	18	9:44.8	+25.3	12	13:00.5	+32.2	14	18:32.4	+48.0	10
Sector Time		5:21.9	+14.6	18	4:22.9	+10.7	11	3:15.7	+10.9	18	5:31.9	+16.1	8
11	16	PSENICKA Jakub	CZE			26:29.7			+1:17.7			=11	
Cumulative Time		5:24.9	+17.6	24	9:53.9	+34.4	21	13:08.0	+39.7	17	18:41.8	+57.4	14
Sector Time		5:24.9	+17.6	24	4:29.0	+16.8	20	3:14.1	+9.3	12	5:33.8	+18.0	11
11	68	MUKHIN Rinat	KAZ			26:29.7			+1:17.7			=11	
Cumulative Time		5:23.2	+15.9	22	9:43.1	+23.6	11	12:57.4	+29.1	11	18:30.5	+46.1	9
Sector Time		5:23.2	+15.9	22	4:19.9	+7.7	9	3:14.3	+9.5	13	5:33.1	+17.3	9
13	78	SCHWARTZ Louis	FRA			26:31.8			+1:19.8			13	
Cumulative Time		5:28.9	+21.6	32	9:57.5	+38.0	24	13:15.4	+47.1	24	18:49.3	+1:04.9	17
Sector Time		5:28.9	+21.6	32	4:28.6	+16.4	18	3:17.9	+13.1	21	5:33.9	+18.1	12
14	84	MALYSHEV Sergey	KAZ			26:32.4			+1:20.4			14	
Cumulative Time		5:17.5	+10.2	9	9:42.3	+22.8	10	12:55.9	+27.6	10	18:41.5	+57.1	12
Sector Time		5:17.5	+10.2	9	4:24.8	+12.6	13	3:13.6	+8.8	10	5:45.6	+29.8	22
15	82	BABA Naoto	JPN			26:39.0			+1:27.0			15	
Cumulative Time		5:22.9	+15.6	20	9:51.6	+32.1	18	13:14.7	+46.4	23	18:44.3	+59.9	16
Sector Time		5:22.9	+15.6	20	4:28.7	+16.5	19	3:23.1	+18.3	36	5:29.6	+13.8	6
16	60	ANTOS Jakub	CZE			26:49.3			+1:37.3			16	
Cumulative Time		5:26.3	+19.0	27	9:56.8	+37.3	23	13:14.3	+46.0	22	19:01.0	+1:16.6	21
Sector Time		5:26.3	+19.0	27	4:30.5	+18.3	21	3:17.5	+12.7	20	5:46.7	+30.9	24



Almaty 2017

28th WINTER UNIVERSIADE

MON 30 JAN 2017

Start Time 12:30 / End Time 13:58

Competition Analysis

Rank	Bib	Name	Country Code			Finish Time			Behind			Rank	
			1.8 km	2.6 km	5.0 km	6.8 km	7.6 km	10.0 km					
		Time	Behind	Rk	Time	Behind	Rk	Time	Behind	Rk	Time	Behind	Rk
17	53	SALADKOU Aliaksandr	BLR			26:55.5			+1:43.5			17	
Cumulative Time		5:21.2	+13.9	15	9:58.5	+39.0	25	13:18.2	+49.9	26	18:54.2	+1:09.8	18
Sector Time		5:21.2	+13.9	15	4:37.3	+25.1	32	3:19.7	+14.9	24	5:36.0	+20.2	13
18	80	TARASOV Roman	RUS			26:58.6			+1:46.6			18	
Cumulative Time		5:21.7	+14.4	17	9:41.2	+21.7	9	12:55.0	+26.7	9	18:42.8	+58.4	15
Sector Time		5:21.7	+14.4	17	4:19.5	+7.3	8	3:13.8	+9.0	11	5:47.8	+32.0	25
19	87	GUIGONNET Loic	FRA			26:58.9			+1:46.9			19	
Cumulative Time		5:23.1	+15.8	21	9:48.7	+29.2	16	12:59.5	+31.2	13	18:41.6	+57.2	13
Sector Time		5:23.1	+15.8	21	4:25.6	+13.4	16	3:10.8	+6.0	7	5:42.1	+26.3	16
20	66	FELLNER Adam	CZE			27:01.6			+1:49.6			20	
Cumulative Time		5:18.9	+11.6	10	9:51.8	+32.3	19	13:12.6	+44.3	20	18:55.1	+1:10.7	19
Sector Time		5:18.9	+11.6	10	4:32.9	+20.7	23	3:20.8	+16.0	27	5:42.5	+26.7	17
21	74	KRASOVSKYI Oleksii	UKR			27:03.3			+1:51.3			21	
Cumulative Time		5:25.2	+17.9	25	9:50.2	+30.7	17	13:05.1	+36.8	15	19:05.0	+1:20.6	24
Sector Time		5:25.2	+17.9	25	4:25.0	+12.8	14	3:14.9	+10.1	16	5:59.9	+44.1	43
22	40	SULEK Miroslav	SVK			27:03.8			+1:51.8			22	
Cumulative Time		5:25.5	+18.2	26	9:53.9	+34.4	21	13:11.9	+43.6	19	18:57.7	+1:13.3	20
Sector Time		5:25.5	+18.2	26	4:28.4	+16.2	17	3:18.0	+13.2	22	5:45.8	+30.0	23
23	70	LYUFT Ivan	KAZ			27:09.0			+1:57.0			23	
Cumulative Time		5:33.2	+25.9	42	10:06.5	+47.0	32	13:15.4	+47.1	24	19:09.8	+1:25.4	26
Sector Time		5:33.2	+25.9	42	4:33.3	+21.1	24	3:08.9	+4.1	4	5:54.4	+38.6	35
24	41	CHUCHUGANOV Jordan	BUL			27:18.6			+2:06.6			24	
Cumulative Time		5:32.1	+24.8	40	10:12.2	+52.7	38	13:38.4	+1:10.1	38	19:23.7	+1:39.3	31
Sector Time		5:32.1	+24.8	40	4:40.1	+27.9	37	3:26.2	+21.4	49	5:45.3	+29.5	21
25	75	GRAEF Jakob	CZE			27:18.8			+2:06.8			25	
Cumulative Time		5:15.1	+7.8	7	9:46.1	+26.6	14	13:08.9	+40.6	18	19:01.2	+1:16.8	22
Sector Time		5:15.1	+7.8	7	4:31.0	+18.8	22	3:22.8	+18.0	35	5:52.3	+36.5	31
26	59	YAREMENKO Kostyantyn	UKR			27:20.7			+2:08.7			26	
Cumulative Time		5:28.6	+21.3	31	10:03.3	+43.8	29	13:26.0	+57.7	29	19:08.8	+1:24.4	25
Sector Time		5:28.6	+21.3	31	4:34.7	+22.5	25	3:22.7	+17.9	34	5:42.8	+27.0	18
27	69	GAVRILOV Yuriy	RUS			27:28.4			+2:16.4			27	
Cumulative Time		5:27.6	+20.3	29	9:51.9	+32.4	20	13:14.2	+45.9	21	19:03.7	+1:19.3	23
Sector Time		5:27.6	+20.3	29	4:24.3	+12.1	12	3:22.3	+17.5	33	5:49.5	+33.7	28
28	83	SATO Tomoki	JPN			27:28.5			+2:16.5			28	
Cumulative Time		5:27.7	+20.4	30	10:03.0	+43.5	28	13:26.2	+57.9	30	19:14.6	+1:30.2	28
Sector Time		5:27.7	+20.4	30	4:35.3	+23.1	27	3:23.2	+18.4	37	5:48.4	+32.6	26
29	85	PHILIPOT Mickael	FRA			27:29.4			+2:17.4			29	
Cumulative Time		5:26.5	+19.2	28	10:07.5	+48.0	33	13:29.4	+1:01.1	32	19:28.7	+1:44.3	35
Sector Time		5:26.5	+19.2	28	4:41.0	+28.8	38	3:21.9	+17.1	31	5:59.3	+43.5	42
30	58	ESCHER Toni	GER			27:31.3			+2:19.3			30	
Cumulative Time		5:34.1	+26.8	46	10:09.0	+49.5	35	13:23.4	+55.1	28	19:19.5	+1:35.1	29
Sector Time		5:34.1	+26.8	46	4:34.9	+22.7	26	3:14.4	+9.6	15	5:56.1	+40.3	39
31	44	HAMMER Reto	SUI			27:32.5			+2:20.5			31	
Cumulative Time		5:40.8	+33.5	57	10:16.7	+57.2	43	13:31.9	+1:03.6	33	19:26.2	+1:41.8	33
Sector Time		5:40.8	+33.5	57	4:35.9	+23.7	29	3:15.2	+10.4	17	5:54.3	+38.5	34
32	51	BJERKRHEIM Kjetil Andre	NOR			27:35.6			+2:23.6			32	
Cumulative Time		5:20.6	+13.3	12	10:04.0	+44.5	30	13:26.2	+57.9	30	19:22.1	+1:37.7	30
Sector Time		5:20.6	+13.3	12	4:43.4	+31.2	44	3:22.2	+17.4	32	5:55.9	+40.1	38

30 JAN 2017 / Almaty (KAZ) / 3116

CCSM10KMIS-----FNL-000100--77A 1.0

Report Created MON 30 JAN 2017 14:05

Page 2/6





Almaty 2017
28th WINTER UNIVERSIADE



MON 30 JAN 2017

Start Time 12:30 / End Time 13:58

Competition Analysis

Rank	Bib	Name	Country Code						Finish Time		Behind		Rank			
			1.8 km		2.6 km		5.0 km		6.8 km		7.6 km			10.0 km		
		Time	Behind	Rk	Time	Behind	Rk	Time	Behind	Rk	Time	Behind	Rk	Time	Behind	Rk
65	24	NICOLLIER Philippe	SUI						28:55.5		+3:43.5		65			
Cumulative Time		5:24.0	+16.7	23	10:01.6	+42.1	27	14:14.3	+1:46.0	68	20:23.8	+2:39.4	68	25:30.2	+3:22.1	66
Sector Time		5:24.0	+16.7	23	4:37.6	+25.4	33	4:12.7	+1:07.9	88	6:09.5	+53.7	62	5:06.4	+43.4	57
66	48	CHYCHYKAU Aleh	BLR						28:58.3		+3:46.3		66			
Cumulative Time		5:31.0	+23.7	38	10:20.4	+1:00.9	49	13:47.8	+1:19.5	49	20:04.9	+2:20.5	55	25:31.5	+3:23.4	67
Sector Time		5:31.0	+23.7	38	4:49.4	+37.2	58	3:27.4	+22.6	53	6:17.1	+1:01.3	68	5:26.6	+1:03.6	78
67	13	BECCHIS Emanuele	ITA						28:59.3		+3:47.3		67			
Cumulative Time		5:52.1	+44.8	73	10:39.3	+1:19.8	65	14:09.1	+1:40.8	64	20:29.6	+2:45.2	70	25:42.8	+3:34.7	70
Sector Time		5:52.1	+44.8	73	4:47.2	+35.0	54	3:29.8	+25.0	61	6:20.5	+1:04.7	71	5:13.2	+50.2	65
68	43	AYCICEK Omer	TUR						29:00.5		+3:48.5		68			
Cumulative Time		5:53.8	+46.5	77	10:42.4	+1:22.9	68	14:02.9	+1:34.6	61	20:05.1	+2:20.7	56	25:27.5	+3:19.4	64
Sector Time		5:53.8	+46.5	77	4:48.6	+36.4	57	3:20.5	+15.7	25	6:02.2	+46.4	45	5:22.4	+59.4	74
69	26	RISETH Jonas	NOR						29:13.5		+4:01.5		69			
Cumulative Time		5:44.7	+37.4	64	10:45.0	+1:25.5	71	14:15.5	+1:47.2	70	20:18.0	+2:33.6	66	25:38.8	+3:30.7	68
Sector Time		5:44.7	+37.4	64	5:00.3	+48.1	73	3:30.5	+25.7	64	6:02.5	+46.7	46	5:20.8	+57.8	73
70	20	CHO Young-chan	KOR						29:17.0		+4:05.0		70			
Cumulative Time		5:49.2	+41.9	67	10:51.8	+1:32.3	73	14:33.0	+2:04.7	75	20:37.2	+2:52.8	71	25:39.7	+3:31.6	69
Sector Time		5:49.2	+41.9	67	5:02.6	+50.4	74	3:41.2	+36.4	80	6:04.2	+48.4	51	5:02.5	+39.5	53
71	36	ANTOLEC Kacper	POL						29:24.3		+4:12.3		71			
Cumulative Time		5:42.2	+34.9	60	10:41.7	+1:22.2	67	14:14.7	+1:46.4	69	20:42.8	+2:58.4	72	25:59.2	+3:51.1	73
Sector Time		5:42.2	+34.9	60	4:59.5	+47.3	72	3:33.0	+28.2	73	6:28.1	+1:12.3	77	5:16.4	+53.4	72
72	8	CARLET Alessandro	ITA						29:25.1		+4:13.1		72			
Cumulative Time		6:04.4	+57.1	79	11:08.0	+1:48.5	77	14:39.2	+2:10.9	77	20:58.6	+3:14.2	74	25:59.1	+3:51.0	72
Sector Time		6:04.4	+57.1	79	5:03.6	+51.4	75	3:31.2	+26.4	67	6:19.4	+1:03.6	69	5:00.5	+37.5	46
73	21	TIMMONS Will	USA						29:30.1		+4:18.1		73			
Cumulative Time		5:49.0	+41.7	66	10:43.5	+1:24.0	69	14:15.9	+1:47.6	71	20:27.1	+2:42.7	69	25:50.3	+3:42.2	71
Sector Time		5:49.0	+41.7	66	4:54.5	+42.3	66	3:32.4	+27.6	71	6:11.2	+55.4	63	5:23.2	+1:00.2	75
74	11	BAASANSUREN Amarsanaa	MGL						29:40.5		+4:28.5		74			
Cumulative Time		5:49.6	+42.3	69	10:54.6	+1:35.1	74	14:34.8	+2:06.5	76	20:47.0	+3:02.6	73	26:02.5	+3:54.4	74
Sector Time		5:49.6	+42.3	69	5:05.0	+52.8	76	3:40.2	+35.4	79	6:12.2	+56.4	64	5:15.5	+52.5	71
75	37	LEE Geon-yong	KOR						29:51.3		+4:39.3		75			
Cumulative Time		5:52.9	+45.6	76	11:03.1	+1:43.6	76	14:32.3	+2:04.0	74	21:02.4	+3:18.0	76	26:31.7	+4:23.6	76
Sector Time		5:52.9	+45.6	76	5:10.2	+58.0	77	3:29.2	+24.4	59	6:30.1	+1:14.3	78	5:29.3	+1:06.3	79
76	2	BANG PEDERSEN Bendik	NOR						29:57.6		+4:45.6		76			
Cumulative Time		5:36.8	+29.5	50	10:35.1	+1:15.6	62	14:11.6	+1:43.3	66	20:59.6	+3:15.2	75	26:24.6	+4:16.5	75
Sector Time		5:36.8	+29.5	50	4:58.3	+46.1	71	3:36.5	+31.7	77	6:48.0	+1:32.2	83	5:25.0	+1:02.0	77
77	38	MORIN Alexis	CAN						29:59.5		+4:47.5		77			
Cumulative Time		6:08.9	+1:01.6	82	11:01.5	+1:42.0	75	14:26.1	+1:57.8	73	21:04.6	+3:20.2	77	26:44.6	+4:36.5	78
Sector Time		6:08.9	+1:01.6	82	4:52.6	+40.4	63	3:24.6	+19.8	40	6:38.5	+1:22.7	82	5:40.0	+1:17.0	83
78	4	DU Yunpengfei	CHN						30:11.5		+4:59.5		78			
Cumulative Time		5:46.5	+39.2	65	11:20.8	+2:01.3	80	14:57.1	+2:28.8	79	21:22.5	+3:38.1	78	26:37.7	+4:29.6	77
Sector Time		5:46.5	+39.2	65	5:34.3	+1:22.1	84	3:36.3	+31.5	76	6:25.4	+1:09.6	76	5:15.2	+52.2	69
79	15	URTNASAN Batjargal	MGL						30:22.5		+5:10.5		79			
Cumulative Time		5:50.7	+43.4	70	11:19.4	+1:59.9	79	15:05.6	+2:37.3	81	21:30.8	+3:46.4	79	26:45.7	+4:37.6	79
Sector Time		5:50.7	+43.4	70	5:28.7	+1:16.5	83	3:46.2	+41.4	84	6:25.2	+1:09.4	75	5:14.9	+51.9	67
80	17	WISWELL Sam	USA						30:44.4		+5:32.4		80			
Cumulative Time		6:11.9	+1:04.6	83	11:37.8	+2:18.3	83	15:24.4	+2:56.1	83	21:47.2	+4:02.8	82	27:02.3	+4:54.2	80
Sector Time		6:11.9	+1:04.6	83	5:25.9	+1:13.7	81	3:46.6	+41.8	85	6:22.8	+1:07.0	74	5:15.1	+52.1	68





Competition Analysis

Rank	Bib	Name	Country Code			Finish Time			Behind			Rank	
			1.8 km	2.6 km	5.0 km	6.8 km	7.6 km	10.0 km					
		Time	Behind	Rk	Time	Behind	Rk	Time	Behind	Rk	Time	Behind	Rk
81	32	HONG Yeon-Ki	KOR			30:45.3			+5:33.3			81	
Cumulative Time		6:18.8	+1:11.5	84	11:32.5	+2:13.0	82	15:04.2	+2:35.9	80	21:38.1	+3:53.7	81
Sector Time		6:18.8	+1:11.5	84	5:13.7	+1:01.5	79	3:31.7	+26.9	69	6:33.9	+1:18.1	79
82	12	HOLLMAN Mitchell	USA			31:03.2			+5:51.2			82	
Cumulative Time		6:08.8	+1:01.5	81	11:53.3	+2:33.8	85	15:29.2	+3:00.9	84	22:05.6	+4:21.2	83
Sector Time		6:08.8	+1:01.5	81	5:44.5	+1:32.3	85	3:35.9	+31.1	74	6:36.4	+1:20.6	80
83	27	LEE Ho-jin	KOR			31:10.1			+5:58.1			83	
Cumulative Time		5:55.2	+47.9	78	11:08.0	+1:48.5	77	14:54.1	+2:25.8	78	21:31.6	+3:47.2	80
Sector Time		5:55.2	+47.9	78	5:12.8	+1:00.6	78	3:46.1	+41.3	83	6:37.5	+1:21.7	81
84	1	GEISEN Kevin	USA			31:53.4			+6:41.4			84	
Cumulative Time		6:19.3	+1:12.0	85	11:47.8	+2:28.3	84	15:29.6	+3:01.3	85	22:42.3	+4:57.9	84
Sector Time		6:19.3	+1:12.0	85	5:28.5	+1:16.3	82	3:41.8	+37.0	81	7:12.7	+1:56.9	85
85	5	MOORE Cameron	USA			32:22.1			+7:10.1			85	
Cumulative Time		6:21.9	+1:14.6	86	12:10.7	+2:51.2	86	15:54.1	+3:25.8	86	22:52.6	+5:08.2	85
Sector Time		6:21.9	+1:14.6	86	5:48.8	+1:36.6	86	3:43.4	+38.6	82	6:58.5	+1:42.7	84
86	10	STANEK Nejc	SLO			34:26.6			+9:14.6			86	
Cumulative Time		6:33.4	+1:26.1	87	12:28.0	+3:08.5	87	16:27.3	+3:59.0	87	24:21.7	+6:37.3	86
Sector Time		6:33.4	+1:26.1	87	5:54.6	+1:42.4	87	3:59.3	+54.5	87	7:54.4	+2:38.6	87
87	7	ZHARKYMBAEV Tariel	KGZ			35:09.0			+9:57.0			87	
Cumulative Time		7:08.0	+2:00.7	88	13:14.8	+3:55.3	88	17:11.0	+4:42.7	88	24:47.3	+7:02.9	87
Sector Time		7:08.0	+2:00.7	88	6:06.8	+1:54.6	88	3:56.2	+51.4	86	7:36.3	+2:20.5	86

Did Not Finish

		31			LEE Jae-bong			KOR					
Cumulative Time		6:05.5	+58.2	80	11:29.6	+2:10.1	81	15:08.0	+2:39.7	82			
Sector Time		6:05.5	+58.2	80	5:24.1	+1:11.9	80	3:38.4	+33.6	78			

Legend

= Equal sign indicates that two or more competitors share the same rank Rk Rank



Almaty 2017

28TH WINTER UNIVERSIADE



CROSS-COUNTRY SKIING

Men's 10km Pursuit Free



Results

Jury Information				Course Information			
FIS Technical Delegate	LUSTREK Marko (SLO)			Name:	5.0 km red		
FIS Race Director	KIELPINSKA Zofia (POL)			Height Difference (HD):	87m		
FIS Assistant Technical Delegate	OFSTAD Sylvi Pettersen (NOR)			Maximum Climb (MC):	60m		
Assistant TD Nat.	KOLOMEYETS Oleg (KAZ)			Total Climb (TC):	382m		
Chief of Competition	VELECHSHUK Alexandr (KAZ)			Length of Lap:	4892m		
				Number of Laps:	2		

Rank	Bib	FIS Code	Name	Country Code	2.6km Time Rank	5.0km Time Rank	7.6km Time Rank	Finish Time	Behind
1	2	3481760	ROSTOVTSSEV Dmitriy	RUS	9:28.4 1	13:00.3 1	22:25.8 1	26:12.5	0.0
2	1	3482131	GONTAR Valeriy	RUS	9:29.4 2	13:00.4 2	22:55.0 2	26:27.2	+14.7
3	4	3740021	MIKAYELYAN Sergey	ARM	10:12.2 5	13:46.8 5	23:29.1 3	27:04.5	+52.0
4	5	3670115	PUKHKALO Vitaliy	KAZ	10:10.2 3	13:46.4 4	23:40.6 4	27:16.6	+1:04.1
5	3	3190298	POUYE Alexandre	FRA	10:12.0 4	13:45.8 3	23:56.3 5	27:27.5	+1:15.0
6	15	3300494	BABA Naoto	JPN	10:58.5 12	14:26.8 10	24:05.6 6	27:34.4	+1:21.9
7	12	3670058	MUKHIN Rinat	KAZ	10:43.3 7	14:16.9 7	24:06.6 7	27:34.8	+1:22.3
8	14	3670042	MALYSHEV Sergey	KAZ	10:56.5 10	14:28.2=11	24:31.8 10	27:56.2	+1:43.7
9	7	3481482	VICHUZHANIN Kirill	RUS	10:44.3 8	14:17.5 8	24:30.3 8	27:57.8	+1:45.3
10	9	3670078	KLIMIN Olzhas	KAZ	10:45.9 9	14:18.0 9	24:31.0 9	27:58.6	+1:46.1
11	6	3150462	RYPL Miroslav	CZE	10:26.2 6	14:11.7 6	24:35.9 11	28:10.3	+1:57.8
12	10	3481203	BEREZIN Egor	RUS	10:57.7 11	14:28.2=11	24:38.0 12	28:16.9	+2:04.4
13	13	3190336	SCHWARTZ Louis	FRA	11:12.3 14	14:48.4 13	25:02.3 13	28:30.0	+2:17.5
14	19	3190401	GUIGONNET Loic	FRA	11:25.9 15	14:57.2 15	25:02.8 14	28:31.3	+2:18.8
15	25	3150183	GRAEF Jakub	CZE	11:32.5 18	15:05.1 17	25:10.1 15	28:46.1	+2:33.6
16	17	3660076	SALADKOU Aliaksandr	BLR	11:40.6 19	15:18.0 18	25:36.6 17	29:03.9	+2:51.4
17	18	3481846	KRASOVSKIY Oleksii	RUS	11:27.3 16	14:58.3 16	25:29.2 16	29:04.0	+2:51.5
18	29	3190303	PHILIPOT Mickael	FRA	12:09.8 22	15:41.0 21	25:45.6 19	29:10.9	+2:58.4
19	8	3670025	MALYSHEV Alexandr	KAZ	11:11.9 13	14:52.2 14	25:42.1 18	29:29.9	+3:17.4
20	30	3200642	ESCHER Toni	GER	12:19.3 24	15:50.2 23	26:06.5 20	29:43.9	+3:31.4
21	28	3300374	SATO Tomoki	JPN	12:10.6 23	15:51.0 24	26:13.2 21	29:49.0	+3:36.5
22	23	3670080	LYUFT Ivan	KAZ	12:05.8 21	15:47.2 22	26:26.5 24	29:50.0	+3:37.5
23	21	3690074	KRASOVSKIY Oleksii	UKR	11:53.2 20	15:38.8 20	26:20.0 23	29:51.4	+3:38.9
24	11	3150317	PSENICKA Jakub	CZE	11:31.0 17	15:19.8 19	26:14.3 22	30:00.1	+3:47.6
25	33	3200578	STRUEBEL Josua	GER	12:24.4 28	15:58.9 25	26:29.9 25	30:01.9	+3:49.4
26	35	3300399	FUJINOKI Hikari	JPN	12:32.6 30	16:12.6=29	26:41.6 26	30:18.6	+4:06.1
27	26	3690069	YAREMENKO Kostyantyn	UKR	12:21.6 26	16:06.8 28	26:42.1 27	30:24.1	+4:11.6
28	22	3700074	SULEK Miroslav	SVK	12:22.6 27	16:05.5 26	27:03.1 28	30:42.9	+4:30.4
29	16	3150523	ANTOS Jakub	CZE	12:21.2 25	16:06.6 27	27:10.8 29	30:47.5	+4:35.0
30	32	3421939	BJERKRHEIM Kjetil Andre	NOR	12:52.2 33	16:33.3 32	27:28.4 32	30:55.5	+4:43.0
31	37	3690075	MARCHENKO Andriy	UKR	13:07.7 35	16:51.8 35	27:29.5 34	31:01.0	+4:48.5
32	27	3481218	GAVRILOV Yuriy	RUS	12:29.6 29	16:12.6=29	27:29.2 33	31:02.5	+4:50.0
33	34	3300408	UDA Akihito	JPN	12:37.8 31	16:27.0 31	27:15.5 30	31:03.8	+4:51.3
34	36	3430211	PRADZIAD Andrzej	POL	13:15.7 39	16:53.7 38	27:41.2 35	31:20.1	+5:07.6
35	38	3200610	WINKER Christian	GER	13:13.4 37	16:53.3 37	27:50.1 36	31:26.6	+5:14.1
36	39	3421379	GRAV Joergen	NOR	13:15.0 38	16:54.8 39	27:50.7 37	31:26.9	+5:14.4
37	45	3300371	SUZUKI Takahiro	JPN	13:12.5 36	16:51.3 34	27:28.2 31	31:29.9	+5:17.4
38	56	3200444	WEISHAEUPL Andreas	GER	13:44.0 43	17:26.1 43	28:09.9 41	31:38.2	+5:25.7
PF 39	47	3690097	KOPYLOV Vladyslav	UKR	13:36.6 42	17:24.8 42	28:08.7 40	31:38.5	+5:26.0
PF 40	58	3100313	DUMAS William	CAN	13:47.0 46	17:26.6 44	28:07.9=38	31:38.5	+5:26.0
41	55	3660083	YAKIMENKA Dzmitry	BLR	13:44.5 44	17:30.7 45	28:07.9=38	31:38.6	+5:26.1
42	48	3690086	CHELENKO Oleksandr	UKR	13:26.1 41	17:12.3 41	28:10.4 42	31:38.9	+5:26.4
43	31	3510440	HAMMER Reto	SUI	13:01.2 34	16:52.8 36	28:15.9 44	32:00.3	+5:47.8
44	24	3090097	CHUCHUGANOV Yordan	BUL	12:50.0 32	16:43.2 33	28:12.7 43	32:02.2	+5:49.7
45	40	3700070	MICHALOVSKY Rudolf	SVK	13:24.3 40	17:02.2 40	28:31.7 45	32:03.9	+5:51.4
46	43	3430227	RUCKI Bartlomiej	POL	13:51.8 48	17:38.8 47	28:39.0 49	32:13.0	+6:00.5
47	51	3780027	JAKELIUNAS Lukas	LTU	13:55.5 51	17:42.7 50	28:37.6 47	32:13.2	+6:00.7
48	57	3100290	POMEROY Carrington	CAN	13:54.6 50	17:42.1 49	28:38.1 48	32:13.7	+6:01.2
49	63	3200692	FRIEDRICH Christian	GER	13:50.7 47	17:36.6 46	28:36.7 46	32:14.9	+6:02.4
50	66	3660107	CHYCHYKAU Aleh	BLR	14:04.1 53	17:50.6 53	28:43.4 50	32:16.7	+6:04.2



Results

Rank	Bib	FIS Code	Name	Country Code	2.6km Time Rank	5.0km Time Rank	7.6km Time Rank	Finish Time	Behind
51	71	3430264	ANTOLEC Kacper	POL	14:35.8 62	18:14.0 58	28:53.7 51	32:29.9	+6:17.4
52	53	3100302	THOMPSON Conor	CAN	14:14.2 56	18:00.3 54	29:11.8 56	32:45.8	+6:33.3
53	52	3520046	DURSUN Hamza	TUR	13:57.1 52	17:49.5 52	28:58.4 52	32:45.9	+6:33.4
54	65	3510486	NICOLLIER Philippe	SUI	14:17.5 57	18:05.7 57	29:04.2 54	32:46.1	+6:33.6
55	44	3530818	VINCENT Mason	USA	13:52.7 49	17:41.4 48	29:05.0 55	32:49.1	+6:36.6
56	41	3720014	BATMUNKH Achbadrakh	MGL	13:45.3 45	17:42.8 51	29:04.0 53	32:59.6	+6:47.1
57	54	3690096	LITVIN Vladyslav	UKR	14:09.2 54	18:01.6 56	29:20.4 58	33:05.9	+6:53.4
58	59	3100411	SHIELDS Gavin	CAN	14:13.4 55	18:01.0 55	29:17.1 57	33:07.1	+6:54.6
59	64	3040107	MONTGOMERY Nick	AUS	14:32.1 61	18:18.3 62	29:23.4 59	33:08.1	+6:55.6
60	67	3290374	BECCHIS Emanuele	ITA	14:29.7 59	18:14.6 59	29:49.6 62	33:17.9	+7:05.4
61	68	3520061	AYCICEK Omer	TUR	14:36.9 63	18:17.6 61	29:29.8 60	33:18.7	+7:06.2
62	49	3100224	CASCAGNETTE Jordan	CAN	14:30.8 60	18:19.0 63	29:48.5 61	33:37.3	+7:24.8
63	73	3530798	TIMMONS Will	USA	14:54.1 64	18:49.5 64	29:51.1 63	33:42.4	+7:29.9
64	60	3200355	ALRAUN Fabian	GER	14:24.7 58	18:17.1 60	29:58.2 64	33:52.6	+7:40.1
65	69	3422117	RISETH Jonas	NOR	15:07.5 67	19:01.3 65	30:12.1 65	34:05.5	+7:53.0
66	62	3120104	NIE Han	CHN	15:01.9 66	19:09.2 66	30:55.0 66	34:52.1	+8:39.6
67	72	3290543	CARLET Alessandro	ITA	15:33.3 69	19:36.5 69	31:09.6 67	34:52.3	+8:39.8
68	77	3100297	MORIN Alexis	CAN	15:59.1 72	19:50.2 70	31:17.6 69	34:56.6	+8:44.1
69	50	3422107	HULBAK Ole Sollien	NOR	14:58.1 65	19:10.5 67	31:15.4 68	35:07.3	+8:54.8
70	61	3430219	BRIL Dawid	POL	15:17.1 68	19:27.3 68	31:47.1 71	35:40.4	+9:27.9
71	80	3530794	WISWELL Sam	USA	16:24.9 73	20:25.5 73	31:45.7 70	35:40.4	+9:27.9
72	75	3320139	LEE Geon-yong	KOR	15:52.0 70	19:52.8 71	31:55.2 72	36:15.9	+10:03.4
73	74	3720013	BAASANSUREN Amarsanaa	MGL	15:56.0 71	20:07.6 72	32:13.5 73	36:34.1	+10:21.6
74	82	3530914	HOLLMAN Mitchell	USA	17:21.3 76	21:12.7 76	32:55.9 75	36:37.6	+10:25.1
75	78	3120072	DU Yunpengfei	CHN	16:43.4 74	20:46.5 74	32:47.1 74	36:50.1	+10:37.6
76	79	3720017	URTNASAN Batjargal	MGL	16:57.8 75	21:08.9 75	33:54.9 76	38:03.2	+11:50.7
77	83	3320144	LEE Ho-jin	KOR	17:44.4 77	21:42.8 77	34:04.9 77	38:05.8	+11:53.3
78	84	3530921	GEISEN Kevin	USA	18:26.9 78	22:23.5 78	34:27.1 78	38:20.1	+12:07.6
79	85	3530927	MOORE Cameron	USA	19:00.4 79	22:57.6 79	35:06.1 79	39:02.5	+12:50.0
80	81	3320176	HONG Yeon-Ki	KOR	19:15.8 80	23:59.8 80	37:08.0 80	41:23.5	+15:11.0
81	87	3770020	ZHARKYMBAEV Tariel	KGZ	21:45.7 81	25:43.5 81	38:05.0 81	41:49.7	+15:37.2

Did Not Finish

86	3560111	STANEK Nejc	SLO
----	---------	-------------	-----

Did Not Start

20	3150519	FELLNER Adam	CZE
42	3660055	VORANAU Aliksandr	BLR
46	3510452	HAMMER Simon	SUI
70	3320152	CHO Young-chan	KOR
76	3421548	BANG PEDERSEN Bendik	NOR



Results

Weather	Snow Condition	Temperatures		Competitors / Countries				
		Air	Snow	Entries	Ranked	DNS	DNF	DSQ
Snow	Soft	0.0°C	-2.0°C	87/25	81/24	5/5	1/1	0/0

FIS Technical Delegate
LUSTREK Marko (SLO)

Race Secretary
NEVZOROVA Anna (KAZ)

Legend	= Equal sign indicates that two or more competitors share the same rank	DNF Did Not Finish
DNS Did Not Start		DQB Disqualification for unsportsmanlike behaviour
DSQ Disqualified		PF Photo Finish

according to ICR 352.4.1.2 time penalty was added for BIB 45, 75

31 JAN 2017 / Almaty (KAZ) / 3119





Competition Analysis

Rank	Bib	Name	Country Code			Finish Time			Behind			Rank	
		2.6 km			5.0 km			7.6 km			10.0 km		
		Time	Behind	Rk	Time	Behind	Rk	Time	Behind	Rk	Time	Behind	Rk
1	2	ROSTOVTSEV Dmitry	RUS			26:12.5			0.0			1	
Cumulative Time		9:28.4	0.0	1	13:00.3	0.0	1	22:25.8	0.0	1	26:12.5	0.0	1
Sector Time		9:20.4	0.0	1	3:31.9	+3.6	9	9:25.5	0.0	1	3:46.7	+23.2	57
2	1	GONTAR Valeriy	RUS			26:27.2			+14.7			2	
Cumulative Time		9:29.4	+1.0	2	13:00.4	+0.1	2	22:55.0	+29.2	2	26:27.2	+14.7	2
Sector Time		9:29.4	+9.0	5	3:31.0	+2.7	4	9:54.6	+29.1	6	3:32.2	+8.7	22
3	4	MIKAYELIAN Sergey	ARM			27:04.5			+52.0			3	
Cumulative Time		10:12.2	+43.8	5	13:46.8	+46.5	5	23:29.1	+1:03.3	3	27:04.5	+52.0	3
Sector Time		9:35.2	+14.8	7	3:34.6	+6.3	16	9:42.3	+16.8	3	3:35.4	+11.9	30
4	5	PUKHKALO Vitaliy	KAZ			27:16.6			+1:04.1			4	
Cumulative Time		10:10.2	+41.8	3	13:46.4	+46.1	4	23:40.6	+1:14.8	4	27:16.6	+1:04.1	4
Sector Time		9:26.2	+5.8	2	3:36.2	+7.9	18	9:54.2	+28.7	5	3:36.0	+12.5	34
5	3	POUYE Alexandre	FRA			27:27.5			+1:15.0			5	
Cumulative Time		10:12.0	+43.6	4	13:45.8	+45.5	3	23:56.3	+1:30.5	5	27:27.5	+1:15.0	5
Sector Time		9:51.0	+30.6	15	3:33.8	+5.5	14	10:10.5	+45.0	12	3:31.2	+7.7	18
6	15	BABA Naoto	JPN			27:34.4			+1:21.9			6	
Cumulative Time		10:58.5	+1:30.1	12	14:26.8	+1:26.5	10	24:05.6	+1:39.8	6	27:34.4	+1:21.9	6
Sector Time		9:31.5	+11.1	6	3:28.3	0.0	1	9:38.8	+13.3	2	3:28.8	+5.3	14
7	12	MUKHIN Rinat	KAZ			27:34.8			+1:22.3			7	
Cumulative Time		10:43.3	+1:14.9	7	14:16.9	+1:16.6	7	24:06.6	+1:40.8	7	27:34.8	+1:22.3	7
Sector Time		9:26.3	+5.9	3	3:33.6	+5.3	13	9:49.7	+24.2	4	3:28.2	+4.7	9
8	14	MALYSHEV Sergey	KAZ			27:56.2			+1:43.7			8	
Cumulative Time		10:56.5	+1:28.1	10	14:28.2	+1:27.9	11	24:31.8	+2:06.0	10	27:56.2	+1:43.7	8
Sector Time		9:36.5	+16.1	9	3:31.7	+3.4	8	10:03.6	+38.1	7	3:24.4	+0.9	2
9	7	VICHUZHANIN Kirill	RUS			27:57.8			+1:45.3			9	
Cumulative Time		10:44.3	+1:15.9	8	14:17.5	+1:17.2	8	24:30.3	+2:04.5	8	27:57.8	+1:45.3	9
Sector Time		9:43.3	+22.9	14	3:33.2	+4.9	12	10:12.8	+47.3	13	3:27.5	+4.0	6
10	9	KLIMIN Olzhas	KAZ			27:58.6			+1:46.1			10	
Cumulative Time		10:45.9	+1:17.5	9	14:18.0	+1:17.7	9	24:31.0	+2:05.2	9	27:58.6	+1:46.1	10
Sector Time		9:35.9	+15.5	8	3:32.1	+3.8	10	10:13.0	+47.5	14	3:27.6	+4.1	7
11	6	RYPL Miroslav	CZE			28:10.3			+1:57.8			11	
Cumulative Time		10:26.2	+57.8	6	14:11.7	+1:11.4	6	24:35.9	+2:10.1	11	28:10.3	+1:57.8	11
Sector Time		9:42.2	+21.8	12	3:45.5	+17.2	40	10:24.2	+58.7	19	3:34.4	+10.9	28
12	10	BEREZIN Egor	RUS			28:16.9			+2:04.4			12	
Cumulative Time		10:57.7	+1:29.3	11	14:28.2	+1:27.9	11	24:38.0	+2:12.2	12	28:16.9	+2:04.4	12
Sector Time		9:42.7	+22.3	13	3:30.5	+2.2	2	10:09.8	+44.3	11	3:38.9	+15.4	43
13	13	SCHWARTZ Louis	FRA			28:30.0			+2:17.5			13	
Cumulative Time		11:12.3	+1:43.9	14	14:48.4	+1:48.1	13	25:02.3	+2:36.5	13	28:30.0	+2:17.5	13
Sector Time		9:53.3	+32.9	17	3:36.1	+7.8	17	10:13.9	+48.4	15	3:27.7	+4.2	8
14	19	GUIGNONNET Loic	FRA			28:31.3			+2:18.8			14	
Cumulative Time		11:25.9	+1:57.5	15	14:57.2	+1:56.9	15	25:02.8	+2:37.0	14	28:31.3	+2:18.8	14
Sector Time		9:39.9	+19.5	10	3:31.3	+3.0	7	10:05.6	+40.1	10	3:28.5	+5.0	12
15	25	GRAEF Jakob	CZE			28:46.1			+2:33.6			15	
Cumulative Time		11:32.5	+2:04.1	18	15:05.1	+2:04.8	17	25:10.1	+2:44.3	15	28:46.1	+2:33.6	15
Sector Time		9:26.5	+6.1	4	3:32.6	+4.3	11	10:05.0	+39.5	9	3:36.0	+12.5	34
16	17	SALADKOU Aliaksandr	BLR			29:03.9			+2:51.4			16	
Cumulative Time		11:40.6	+2:12.2	19	15:18.0	+2:17.7	18	25:36.6	+3:10.8	17	29:03.9	+2:51.4	16
Sector Time		9:57.6	+37.2	19	3:37.4	+9.1	19	10:18.6	+53.1	17	3:27.3	+3.8	5



Competition Analysis

Rank	Bib	Name	Country Code			Finish Time			Behind			Rank	
			2.6 km			5.0 km			7.6 km				10.0 km
		Time	Behind	Rk	Time	Behind	Rk	Time	Behind	Rk	Time	Behind	Rk
17	18	TARASOV Roman	RUS			29:04.0			+2:51.5			17	
Cumulative Time		11:27.3	+1:58.9	16	14:58.3	+1:58.0	16	25:29.2	+3:03.4	16	29:04.0	+2:51.5	17
Sector Time		9:41.3	+20.9	11	3:31.0	+2.7	4	10:30.9	+1:05.4	21	3:34.8	+11.3	29
18	29	PHILIPOT Mickael	FRA			29:10.9			+2:58.4			18	
Cumulative Time		12:09.8	+2:41.4	22	15:41.0	+2:40.7	21	25:45.6	+3:19.8	19	29:10.9	+2:58.4	18
Sector Time		9:52.8	+32.4	16	3:31.2	+2.9	6	10:04.6	+39.1	8	3:25.3	+1.8	3
19	8	MALYSHEV Alexandr	KAZ			29:29.9			+3:17.4			19	
Cumulative Time		11:11.9	+1:43.5	13	14:52.2	+1:51.9	14	25:42.1	+3:16.3	18	29:29.9	+3:17.4	19
Sector Time		10:04.9	+44.5	23	3:40.3	+12.0	28	10:49.9	+1:24.4	35	3:47.8	+24.3	59
20	30	ESCHER Toni	GER			29:43.9			+3:31.4			20	
Cumulative Time		12:19.3	+2:50.9	24	15:50.2	+2:49.9	23	26:06.5	+3:40.7	20	29:43.9	+3:31.4	20
Sector Time		10:00.3	+39.9	21	3:30.9	+2.6	3	10:16.3	+50.8	16	3:37.4	+13.9	41
21	28	SATO Tomoki	JPN			29:49.0			+3:36.5			21	
Cumulative Time		12:10.6	+2:42.2	23	15:51.0	+2:50.7	24	26:13.2	+3:47.4	21	29:49.0	+3:36.5	21
Sector Time		9:54.6	+34.2	18	3:40.4	+12.1	29	10:22.2	+56.7	18	3:35.8	+12.3	33
22	23	LYUFT Ivan	KAZ			29:50.0			+3:37.5			22	
Cumulative Time		12:05.8	+2:37.4	21	15:47.2	+2:46.9	22	26:26.5	+4:00.7	24	29:50.0	+3:37.5	22
Sector Time		10:08.8	+48.4	25	3:41.4	+13.1	32	10:39.3	+1:13.8	27	3:23.5	0.0	1
23	21	KRASOVSKYI Oleksii	UKR			29:51.4			+3:38.9			23	
Cumulative Time		11:53.2	+2:24.8	20	15:38.8	+2:38.5	20	26:20.0	+3:54.2	23	29:51.4	+3:38.9	23
Sector Time		10:02.2	+41.8	22	3:45.6	+17.3	41	10:41.2	+1:15.7	29	3:31.4	+7.9	19
24	11	PSENICKA Jakub	CZE			30:00.1			+3:47.6			24	
Cumulative Time		11:31.0	+2:02.6	17	15:19.8	+2:19.5	19	26:14.3	+3:48.5	22	30:00.1	+3:47.6	24
Sector Time		10:14.0	+53.6	30	3:48.8	+20.5	56	10:54.5	+1:29.0	37	3:45.8	+22.3	56
25	33	STRUEBEL Josua	GER			30:01.9			+3:49.4			25	
Cumulative Time		12:24.4	+2:56.0	28	15:58.9	+2:58.6	25	26:29.9	+4:04.1	25	30:01.9	+3:49.4	25
Sector Time		9:58.4	+38.0	20	3:34.5	+6.2	15	10:31.0	+1:05.5	22	3:32.0	+8.5	21
26	35	FUJINOKI Hikari	JPN			30:18.6			+4:06.1			26	
Cumulative Time		12:32.6	+3:04.2	30	16:12.6	+3:12.3	29	26:41.6	+4:15.8	26	30:18.6	+4:06.1	26
Sector Time		10:05.6	+45.2	24	3:40.0	+11.7	27	10:29.0	+1:03.5	20	3:37.0	+13.5	40
27	26	YAREMENKO Kostyantyn	UKR			30:24.1			+4:11.6			27	
Cumulative Time		12:21.6	+2:53.2	26	16:06.8	+3:06.5	28	26:42.1	+4:16.3	27	30:24.1	+4:11.6	27
Sector Time		10:13.6	+53.2	28	3:45.2	+16.9	38	10:35.3	+1:09.8	23	3:42.0	+18.5	49
28	22	SULEK Miroslav	SVK			30:42.9			+4:30.4			28	
Cumulative Time		12:22.6	+2:54.2	27	16:05.5	+3:05.2	26	27:03.1	+4:37.3	28	30:42.9	+4:30.4	28
Sector Time		10:31.6	+1:11.2	41	3:42.9	+14.6	34	10:57.6	+1:32.1	43	3:39.8	+16.3	46
29	16	ANTOS Jakub	CZE			30:47.5			+4:35.0			29	
Cumulative Time		12:21.2	+2:52.8	25	16:06.6	+3:06.3	27	27:10.8	+4:45.0	29	30:47.5	+4:35.0	29
Sector Time		10:44.2	+1:23.8	54	3:45.4	+17.1	39	11:04.2	+1:38.7	49	3:36.7	+13.2	39
30	32	BJERKRHEIM Kjetil Andre	NOR			30:55.5			+4:43.0			30	
Cumulative Time		12:52.2	+3:23.8	33	16:33.3	+3:33.0	32	27:28.4	+5:02.6	32	30:55.5	+4:43.0	30
Sector Time		10:29.2	+1:08.8	39	3:41.1	+12.8	31	10:55.1	+1:29.6	39	3:27.1	+3.6	4
31	37	MARCHENKO Andriy	UKR			31:01.0			+4:48.5			31	
Cumulative Time		13:07.7	+3:39.3	35	16:51.8	+3:51.5	35	27:29.5	+5:03.7	34	31:01.0	+4:48.5	31
Sector Time		10:34.7	+1:14.3	45	3:44.1	+15.8	36	10:37.7	+1:12.2	26	3:31.5	+8.0	20
32	27	GAVRILOV Yuriy	RUS			31:02.5			+4:50.0			32	
Cumulative Time		12:29.6	+3:01.2	29	16:12.6	+3:12.3	29	27:29.2	+5:03.4	33	31:02.5	+4:50.0	32
Sector Time		10:13.6	+53.2	28	3:43.0	+14.7	35	11:16.6	+1:51.1	56	3:33.3	+9.8	24



Competition Analysis

Rank	Bib	Name	Country Code						Finish Time			Behind			Rank
			2.6 km		5.0 km		7.6 km		10.0 km						
			Time	Behind	Rk	Time	Behind	Rk	Time	Behind	Rk	Time	Behind	Rk	
33	34	UDA Akihito	JPN						31:03.8			+4:51.3			33
Cumulative Time			12:37.8	+3:09.4	31	16:27.0	+3:26.7	31	27:15.5	+4:49.7	30	31:03.8	+4:51.3	33	
Sector Time			10:10.8	+50.4	26	3:49.2	+20.9	57	10:48.5	+1:23.0	34	3:48.3	+24.8	60	
34	36	PRADZIAD Andrzej	POL						31:20.1			+5:07.6			34
Cumulative Time			13:15.7	+3:47.3	39	16:53.7	+3:53.4	38	27:41.2	+5:15.4	35	31:20.1	+5:07.6	34	
Sector Time			10:47.7	+1:27.3	55	3:38.0	+9.7	21	10:47.5	+1:22.0	33	3:38.9	+15.4	43	
35	38	WINKER Christian	GER						31:26.6			+5:14.1			35
Cumulative Time			13:13.4	+3:45.0	37	16:53.3	+3:53.0	37	27:50.1	+5:24.3	36	31:26.6	+5:14.1	35	
Sector Time			10:34.4	+1:14.0	43	3:39.9	+11.6	26	10:56.8	+1:31.3	42	3:36.5	+13.0	38	
36	39	GRAV Joergen	NOR						31:26.9			+5:14.4			36
Cumulative Time			13:15.0	+3:46.6	38	16:54.8	+3:54.5	39	27:50.7	+5:24.9	37	31:26.9	+5:14.4	36	
Sector Time			10:33.0	+1:12.6	42	3:39.8	+11.5	25	10:55.9	+1:30.4	40	3:36.2	+12.7	36	
37	45	SUZUKI Takahiro	JPN						31:29.9			+5:17.4			37
Cumulative Time			13:12.5	+3:44.1	36	16:51.3	+3:51.0	34	27:28.2	+5:02.4	31	31:29.9	+5:17.4	37	
Sector Time			10:14.5	+54.1	31	3:38.8	+10.5	23	10:36.9	+1:11.4	24	4:01.7	+38.2	76	
38	56	WEISHAEUPL Andreas	GER						31:38.2			+5:25.7			38
Cumulative Time			13:44.0	+4:15.6	43	17:26.1	+4:25.8	43	28:09.9	+5:44.1	41	31:38.2	+5:25.7	38	
Sector Time			10:20.0	+59.6	35	3:42.1	+13.8	33	10:43.8	+1:18.3	31	3:28.3	+4.8	10	
PF 39	47	KOPYLOV Vladyslav	UKR						31:38.5			+5:26.0			39
Cumulative Time			13:36.6	+4:08.2	42	17:24.8	+4:24.5	42	28:08.7	+5:42.9	40	31:38.5	+5:26.0	39	
Sector Time			10:27.6	+1:07.2	38	3:48.2	+19.9	52	10:43.9	+1:18.4	32	3:29.8	+6.3	15	
PF 40	58	DUMAS William	CAN						31:38.5			+5:26.0			40
Cumulative Time			13:47.0	+4:18.6	46	17:26.6	+4:26.3	44	28:07.9	+5:42.1	38	31:38.5	+5:26.0	40	
Sector Time			10:18.0	+57.6	33	3:39.6	+11.3	24	10:41.3	+1:15.8	30	3:30.6	+7.1	16	
41	55	YAKIMENKA Dzmitry	BLR						31:38.6			+5:26.1			41
Cumulative Time			13:44.5	+4:16.1	44	17:30.7	+4:30.4	45	28:07.9	+5:42.1	38	31:38.6	+5:26.1	41	
Sector Time			10:20.5	+1:00.1	36	3:46.2	+17.9	44	10:37.2	+1:11.7	25	3:30.7	+7.2	17	
42	48	CHELENKO Oleksandr	UKR						31:38.9			+5:26.4			42
Cumulative Time			13:26.1	+3:57.7	41	17:12.3	+4:12.0	41	28:10.4	+5:44.6	42	31:38.9	+5:26.4	42	
Sector Time			10:15.1	+54.7	32	3:46.2	+17.9	44	10:58.1	+1:32.6	44	3:28.5	+5.0	12	
43	31	HAMMER Reto	SUI						32:00.3			+5:47.8			43
Cumulative Time			13:01.2	+3:32.8	34	16:52.8	+3:52.5	36	28:15.9	+5:50.1	44	32:00.3	+5:47.8	43	
Sector Time			10:41.2	+1:20.8	50	3:51.6	+23.3	60	11:23.1	+1:57.6	60	3:44.4	+20.9	52	
44	24	CHUCHUGANOV Yordan	BUL						32:02.2			+5:49.7			44
Cumulative Time			12:50.0	+3:21.6	32	16:43.2	+3:42.9	33	28:12.7	+5:46.9	43	32:02.2	+5:49.7	44	
Sector Time			10:44.0	+1:23.6	53	3:53.2	+24.9	64	11:29.5	+2:04.0	63	3:49.5	+26.0	63	
45	40	MICHALOVSKY Rudolf	SVK						32:03.9			+5:51.4			45
Cumulative Time			13:24.3	+3:55.9	40	17:02.2	+4:01.9	40	28:31.7	+6:05.9	45	32:03.9	+5:51.4	45	
Sector Time			10:37.3	+1:16.9	47	3:37.9	+9.6	20	11:29.5	+2:04.0	63	3:32.2	+8.7	22	
46	43	RUCKI Bartlomiej	POL						32:13.0			+6:00.5			46
Cumulative Time			13:51.8	+4:23.4	48	17:38.8	+4:38.5	47	28:39.0	+6:13.2	49	32:13.0	+6:00.5	46	
Sector Time			11:00.8	+1:40.4	64	3:47.0	+18.7	48	11:00.2	+1:34.7	47	3:34.0	+10.5	26	
47	51	JAKELIUNAS Lukas	LTU						32:13.2			+6:00.7			47
Cumulative Time			13:55.5	+4:27.1	51	17:42.7	+4:42.4	50	28:37.6	+6:11.8	47	32:13.2	+6:00.7	47	
Sector Time			10:38.5	+1:18.1	48	3:47.2	+18.9	49	10:54.9	+1:29.4	38	3:35.6	+12.1	31	
48	57	POMEROY Carrington	CAN						32:13.7			+6:01.2			48
Cumulative Time			13:54.6	+4:26.2	50	17:42.1	+4:41.8	49	28:38.1	+6:12.3	48	32:13.7	+6:01.2	48	
Sector Time			10:30.6	+1:10.2	40	3:47.5	+19.2	50	10:56.0	+1:30.5	41	3:35.6	+12.1	31	



Competition Analysis

Rank	Bib	Name	Country Code						Finish Time	Behind		Rank		
			2.6 km		5.0 km		7.6 km			10.0 km				
			Time	Behind	Rk	Time	Behind	Rk	Time	Behind	Rk	Time	Behind	Rk
49	63	FRIEDRICH Christian	GER						32:14.9	+6:02.4		49		
Cumulative Time			13:50.7	+4:22.3	47	17:36.6	+4:36.3	46	28:36.7	+6:10.9	46	32:14.9	+6:02.4	49
Sector Time			10:12.7	+52.3	27	3:45.9	+17.6	42	11:00.1	+1:34.6	46	3:38.2	+14.7	42
50	66	CHYCHYKAU Aleh	BLR						32:16.7	+6:04.2		50		
Cumulative Time			14:04.1	+4:35.7	53	17:50.6	+4:50.3	53	28:43.4	+6:17.6	50	32:16.7	+6:04.2	50
Sector Time			10:18.1	+57.7	34	3:46.5	+18.2	47	10:52.8	+1:27.3	36	3:33.3	+9.8	24
51	71	ANTOLEC Kacper	POL						32:29.9	+6:17.4		51		
Cumulative Time			14:35.8	+5:07.4	62	18:14.0	+5:13.7	58	28:53.7	+6:27.9	51	32:29.9	+6:17.4	51
Sector Time			10:23.8	+1:03.4	37	3:38.2	+9.9	22	10:39.7	+1:14.2	28	3:36.2	+12.7	36
52	53	THOMPSON Conor	CAN						32:45.8	+6:33.3		52		
Cumulative Time			14:14.2	+4:45.8	56	18:00.3	+5:00.0	54	29:11.8	+6:46.0	56	32:45.8	+6:33.3	52
Sector Time			10:53.2	+1:32.8	60	3:46.1	+17.8	43	11:11.5	+1:46.0	53	3:34.0	+10.5	26
53	52	DURSUN Hamza	TUR						32:45.9	+6:33.4		53		
Cumulative Time			13:57.1	+4:28.7	52	17:49.5	+4:49.2	52	28:58.4	+6:32.6	52	32:45.9	+6:33.4	53
Sector Time			10:39.1	+1:18.7	49	3:52.4	+24.1	61	11:08.9	+1:43.4	51	3:47.5	+24.0	58
54	65	NICOLLIER Philippe	SUI						32:46.1	+6:33.6		54		
Cumulative Time			14:17.5	+4:49.1	57	18:05.7	+5:05.4	57	29:04.2	+6:38.4	54	32:46.1	+6:33.6	54
Sector Time			10:34.5	+1:14.1	44	3:48.2	+19.9	52	10:58.5	+1:33.0	45	3:41.9	+18.4	48
55	44	VINCENT Mason	USA						32:49.1	+6:36.6		55		
Cumulative Time			13:52.7	+4:24.3	49	17:41.4	+4:41.1	48	29:05.0	+6:39.2	55	32:49.1	+6:36.6	55
Sector Time			10:58.7	+1:38.3	63	3:48.7	+20.4	55	11:23.6	+1:58.1	61	3:44.1	+20.6	51
56	41	BATMUNKH Achbadrakh	MGL						32:59.6	+6:47.1		56		
Cumulative Time			13:45.3	+4:16.9	45	17:42.8	+4:42.5	51	29:04.0	+6:38.2	53	32:59.6	+6:47.1	56
Sector Time			10:55.3	+1:34.9	62	3:57.5	+29.2	69	11:21.2	+1:55.7	59	3:55.6	+32.1	72
57	54	LITVIN Vladyslav	UKR						33:05.9	+6:53.4		57		
Cumulative Time			14:09.2	+4:40.8	54	18:01.6	+5:01.3	56	29:20.4	+6:54.6	58	33:05.9	+6:53.4	57
Sector Time			10:48.2	+1:27.8	56	3:52.4	+24.1	61	11:18.8	+1:53.3	57	3:45.5	+22.0	55
58	59	SHIELDS Gavin	CAN						33:07.1	+6:54.6		58		
Cumulative Time			14:13.4	+4:45.0	55	18:01.0	+5:00.7	55	29:17.1	+6:51.3	57	33:07.1	+6:54.6	58
Sector Time			10:43.4	+1:23.0	52	3:47.6	+19.3	51	11:16.1	+1:50.6	55	3:50.0	+26.5	64
59	64	MONTGOMERY Nick	AUS						33:08.1	+6:55.6		59		
Cumulative Time			14:32.1	+5:03.7	61	18:18.3	+5:18.0	62	29:23.4	+6:57.6	59	33:08.1	+6:55.6	59
Sector Time			10:49.1	+1:28.7	58	3:46.2	+17.9	44	11:05.1	+1:39.6	50	3:44.7	+21.2	53
60	67	BECCHIS Emanuele	ITA						33:17.9	+7:05.4		60		
Cumulative Time			14:29.7	+5:01.3	59	18:14.6	+5:14.3	59	29:49.6	+7:23.8	62	33:17.9	+7:05.4	60
Sector Time			10:42.7	+1:22.3	51	3:44.9	+16.6	37	11:35.0	+2:09.5	67	3:28.3	+4.8	10
61	68	AYCICEK Omer	TUR						33:18.7	+7:06.2		61		
Cumulative Time			14:36.9	+5:08.5	63	18:17.6	+5:17.3	61	29:29.8	+7:04.0	60	33:18.7	+7:06.2	61
Sector Time			10:48.9	+1:28.5	57	3:40.7	+12.4	30	11:12.2	+1:46.7	54	3:48.9	+25.4	62
62	49	CASCAGNETTE Jordan	CAN						33:37.3	+7:24.8		62		
Cumulative Time			14:30.8	+5:02.4	60	18:19.0	+5:18.7	63	29:48.5	+7:22.7	61	33:37.3	+7:24.8	62
Sector Time			11:18.8	+1:58.4	68	3:48.2	+19.9	52	11:29.5	+2:04.0	63	3:48.8	+25.3	61
63	73	TIMMONS Will	USA						33:42.4	+7:29.9		63		
Cumulative Time			14:54.1	+5:25.7	64	18:49.5	+5:49.2	64	29:51.1	+7:25.3	63	33:42.4	+7:29.9	63
Sector Time			10:36.1	+1:15.7	46	3:55.4	+27.1	66	11:01.6	+1:36.1	48	3:51.3	+27.8	65
64	60	ALRAUN Fabian	GER						33:52.6	+7:40.1		64		
Cumulative Time			14:24.7	+4:56.3	58	18:17.1	+5:16.8	60	29:58.2	+7:32.4	64	33:52.6	+7:40.1	64
Sector Time			10:54.7	+1:34.3	61	3:52.4	+24.1	61	11:41.1	+2:15.6	68	3:54.4	+30.9	70



Competition Analysis

Rank	Bib	Name	Country Code			Finish Time	Behind			Rank			
		2.6 km			5.0 km			7.6 km			10.0 km		
		Time	Behind	Rk	Time	Behind	Rk	Time	Behind	Rk	Time	Behind	Rk
65	69	RISETH Jonas	NOR			34:05.5	+7:53.0			65			
Cumulative Time		15:07.5	+5:39.1	67	19:01.3	+6:01.0	65	30:12.1	+7:46.3	65	34:05.5	+7:53.0	65
Sector Time		11:06.5	+1:46.1	65	3:53.8	+25.5	65	11:10.8	+1:45.3	52	3:53.4	+29.9	69
66	62	NIE Han	CHN			34:52.1	+8:39.6			66			
Cumulative Time		15:01.9	+5:33.5	66	19:09.2	+6:08.9	66	30:55.0	+8:29.2	66	34:52.1	+8:39.6	66
Sector Time		11:25.9	+2:05.5	70	4:07.3	+39.0	76	11:45.8	+2:20.3	70	3:57.1	+33.6	74
67	72	CARLET Alessandro	ITA			34:52.3	+8:39.8			67			
Cumulative Time		15:33.3	+6:04.9	69	19:36.5	+6:36.2	69	31:09.6	+8:43.8	67	34:52.3	+8:39.8	67
Sector Time		11:20.3	+1:59.9	69	4:03.2	+34.9	75	11:33.1	+2:07.6	66	3:42.7	+19.2	50
68	77	MORIN Alexis	CAN			34:56.6	+8:44.1			68			
Cumulative Time		15:59.1	+6:30.7	72	19:50.2	+6:49.9	70	31:17.6	+8:51.8	69	34:56.6	+8:44.1	68
Sector Time		11:12.1	+1:51.7	66	3:51.1	+22.8	58	11:27.4	+2:01.9	62	3:39.0	+15.5	45
69	50	HULBAK Ole Sollien	NOR			35:07.3	+8:54.8			69			
Cumulative Time		14:58.1	+5:29.7	65	19:10.5	+6:10.2	67	31:15.4	+8:49.6	68	35:07.3	+8:54.8	69
Sector Time		11:46.1	+2:25.7	76	4:12.4	+44.1	80	12:04.9	+2:39.4	74	3:51.9	+28.4	66
70	61	BRIL Dawid	POL			35:40.4	+9:27.9			70			
Cumulative Time		15:17.1	+5:48.7	68	19:27.3	+6:27.0	68	31:47.1	+9:21.3	71	35:40.4	+9:27.9	70
Sector Time		11:42.1	+2:21.7	73	4:10.2	+41.9	77	12:19.8	+2:54.3	77	3:53.3	+29.8	68
71	80	WISWELL Sam	USA			35:40.4	+9:27.9			71			
Cumulative Time		16:24.9	+6:56.5	73	20:25.5	+7:25.2	73	31:45.7	+9:19.9	70	35:40.4	+9:27.9	71
Sector Time		10:52.9	+1:32.5	59	4:00.6	+32.3	72	11:20.2	+1:54.7	58	3:54.7	+31.2	71
72	75	LEE Geon-yong	KOR			36:15.9	+10:03.4			72			
Cumulative Time		15:52.0	+6:23.6	70	19:52.8	+6:52.5	71	31:55.2	+9:29.4	72	36:15.9	+10:03.4	72
Sector Time		11:13.0	+1:52.6	67	4:00.8	+32.5	73	12:02.4	+2:36.9	72	4:20.7	+57.2	81
73	74	BAASANSUREN Amarsanaa	MGL			36:34.1	+10:21.6			73			
Cumulative Time		15:56.0	+6:27.6	71	20:07.6	+7:07.3	72	32:13.5	+9:47.7	73	36:34.1	+10:21.6	73
Sector Time		11:28.0	+2:07.6	71	4:11.6	+43.3	79	12:05.9	+2:40.4	75	4:20.6	+57.1	80
74	82	HOLLMAN Mitchell	USA			36:37.6	+10:25.1			74			
Cumulative Time		17:21.3	+7:52.9	76	21:12.7	+8:12.4	76	32:55.9	+10:30.1	75	36:37.6	+10:25.1	74
Sector Time		11:30.3	+2:09.9	72	3:51.4	+23.1	59	11:43.2	+2:17.7	69	3:41.7	+18.2	47
75	78	DU Yunpengfei	CHN			36:50.1	+10:37.6			75			
Cumulative Time		16:43.4	+7:15.0	74	20:46.5	+7:46.2	74	32:47.1	+10:21.3	74	36:50.1	+10:37.6	75
Sector Time		11:44.4	+2:24.0	74	4:03.1	+34.8	74	12:00.6	+2:35.1	71	4:03.0	+39.5	77
76	79	URTNASAN Batjargal	MGL			38:03.2	+11:50.7			76			
Cumulative Time		16:57.8	+7:29.4	75	21:08.9	+8:08.6	75	33:54.9	+11:29.1	76	38:03.2	+11:50.7	76
Sector Time		11:47.8	+2:27.4	78	4:11.1	+42.8	78	12:46.0	+3:20.5	80	4:08.3	+44.8	78
77	83	LEE Ho-jin	KOR			38:05.8	+11:53.3			77			
Cumulative Time		17:44.4	+8:16.0	77	21:42.8	+8:42.5	77	34:04.9	+11:39.1	77	38:05.8	+11:53.3	77
Sector Time		11:46.4	+2:26.0	77	3:58.4	+30.1	71	12:22.1	+2:56.6	79	4:00.9	+37.4	75
78	84	GEISEN Kevin	USA			38:20.1	+12:07.6			78			
Cumulative Time		18:26.9	+8:58.5	78	22:23.5	+9:23.2	78	34:27.1	+12:01.3	78	38:20.1	+12:07.6	78
Sector Time		11:45.9	+2:25.5	75	3:56.6	+28.3	67	12:03.6	+2:38.1	73	3:53.0	+29.5	67
79	85	MOORE Cameron	USA			39:02.5	+12:50.0			79			
Cumulative Time		19:00.4	+9:32.0	79	22:57.6	+9:57.3	79	35:06.1	+12:40.3	79	39:02.5	+12:50.0	79
Sector Time		11:50.4	+2:30.0	80	3:57.2	+28.9	68	12:08.5	+2:43.0	76	3:56.4	+32.9	73
80	81	HONG Yeon-Ki	KOR			41:23.5	+15:11.0			80			
Cumulative Time		19:15.8	+9:47.4	80	23:59.8	+10:59.5	80	37:08.0	+14:42.2	80	41:23.5	+15:11.0	80
Sector Time		13:42.8	+4:22.4	81	4:44.0	+1:15.7	81	13:08.2	+3:42.7	81	4:15.5	+52.0	79



Competition Analysis

Rank	Bib	Name	Country Code	2.6 km			5.0 km			7.6 km			10.0 km			Finish Time	Behind	Rank
				Time	Behind	Rk	Time	Behind	Rk	Time	Behind	Rk	Time	Behind	Rk			
81	87	ZHARKYMBAEV Tariel	KGZ													41:49.7	+15:37.2	81
Cumulative Time				21:45.7	+12:17.3	81	25:43.5	+12:43.2	81	38:05.0	+15:39.2	81	41:49.7	+15:37.2	81			
Sector Time				11:48.7	+2:28.3	79	3:57.8	+29.5	70	12:21.5	+2:56.0	78	3:44.7	+21.2	53			

Did Not Finish

86	STANEK Nejc	SLO															
Cumulative Time																	
Sector Time																	

Did Not Start

20	FELLNER Adam	CZE															
42	VORANAU Aliaksandr	BLR															
46	HAMMER Simon	SUI															
70	CHO Young-chan	KOR															
76	BANG PEDERSEN Bendik	NOR															

Legend

PF Photo Finish Rk Rank

31 JAN 2017 / Almaty (KAZ) / 3119

CCSM10KMPU-----FNL-000100--_77A 1.0

Report Created TUE 31 JAN 2017 14:21

Page 6/6





Almaty 2017

28TH WINTER UNIVERSIADE



CROSS-COUNTRY SKIING

Men's Sprint Classic



Results

Jury Information				Course Information			
FIS Technical Delegate	LUSTREK Marko (SLO)	Name:		1.6 km sprint			
FISU Race Director	KIELPINSKA Zofia (POL)	Height Difference (HD):		30m			
FIS Assistant Technical Delegate	OFSTAD Sylvi Pettersen (NOR)	Maximum Climb (MC):		18m			
Assistant TD Nat.	KOLOMEYETS Oleg (KAZ)	Total Climb (TC):		62m			
Chief of Competition	VELECHSHUK Alexandr (KAZ)	Length of Lap:		1617m			
		Number of Laps:		1			

Rank	Bib	FIS Code	Name	Country Code	Finish Time	Behind	FIS Points	Remarks
1	16	3190336	SCHWARTZ Louis	FRA	3:51.28	0.00	68.41	Qualified
2	6	3670075	BORTSOV Konstantin	KAZ	3:52.07	+0.79	72.51	Qualified
3	33	3421939	BJERKRHEIM Kjetil Andre	NOR	3:52.55	+1.27	75.00	Qualified
4	2	3670025	MALYSHEV Alexandr	KAZ	3:52.76	+1.48	76.09	Qualified
5	8	3481757	FROLOV Vladimir	RUS	3:52.93	+1.65	76.97	Qualified
6	19	3670078	KLIMIN Olzhas	KAZ	3:54.59	+3.31	85.58	Qualified
7	17	3150462	RYPL Miroslav	CZE	3:54.89	+3.61	87.14	Qualified
8	27	3670038	RAKHIMBAYEV Daulet	KAZ	3:55.54	+4.26	90.51	Qualified
9	5	3481218	GAVRILOV Yuriy	RUS	3:55.59	+4.31	90.77	Qualified
10	21	3670080	LYUFT Ivan	KAZ	3:56.39	+5.11	94.92	Qualified
11	7	3481203	BEREZIN Egor	RUS	3:57.32	+6.04	99.75	Qualified
12	20	3300399	FUJINOKI Hikari	JPN	3:57.81	+6.53	102.29	Qualified
13	12	3690074	KRASOVSKYI Oleksii	UKR	3:58.08	+6.80	103.69	Qualified
14	4	3482864	LYTNEV Sergey	RUS	3:58.45	+7.17	105.61	Qualified
15	22	3300374	SATO Tomoki	JPN	3:59.25	+7.97	109.76	Qualified
16	18	3481760	ROSTOVTSEV Dmitriy	RUS	3:59.28	+8.00	109.92	Qualified
17	50	3200610	WINKER Christian	GER	4:00.23	+8.95	114.85	Qualified
18	40	3150317	PSENICKA Jakub	CZE	4:00.61	+9.33	116.82	Qualified
19	3	3481846	TARASOV Roman	RUS	4:00.62	+9.34	116.87	Qualified
20	1	3660055	VORANAU Aliaksandr	BLR	4:00.79	+9.51	117.75	Qualified
21	42	3300408	UDA Akihito	JPN	4:02.14	+10.86	124.76	Qualified
22	10	3700074	SULEK Miroslav	SVK	4:02.46	+11.18	126.42	Qualified
23	37	3740021	MIKAYELIAN Sergey	ARM	4:03.67	+12.39	132.70	Qualified
24	15	3100297	MORIN Alexis	CAN	4:04.13	+12.85	135.08	Qualified
25	24	3660076	SALADKOU Aliaksandr	BLR	4:05.06	+13.78	139.91	Qualified
26	14	3510452	HAMMER Simon	SUI	4:05.31	+14.03	141.20	Qualified
27	35	3520046	DURSUN Hamza	TUR	4:05.35	+14.07	141.41	Qualified
28	13	3510440	HAMMER Reto	SUI	4:05.93	+14.65	144.42	Qualified
29	29	3430264	ANTOLEC Kacper	POL	4:05.95	+14.67	144.53	Qualified
30	45	3421379	GRAV Joergen	NOR	4:06.17	+14.89	145.67	Qualified
31	54	3090097	CHUCHUGANOV Yordan	BUL	4:06.19	+14.91	145.77	Not Qualified
32	63	3690068	LAZORAK Volodymyr	UKR	4:06.34	+15.06	146.55	Not Qualified
33	32	3430219	BRIL Dawid	POL	4:08.45	+17.17	157.50	Not Qualified
34	31	3660107	CHYCHYKAU Aleh	BLR	4:09.39	+18.11	162.37	Not Qualified
35	44	3300371	SUZUKI Takahiro	JPN	4:09.61	+18.33	163.52	Not Qualified
36	48	3510486	NICOLLIER Philippe	SUI	4:11.14	+19.86	171.45	Not Qualified
37	36	3100313	DUMAS William	CAN	4:11.87	+20.59	175.24	Not Qualified
38	26	3430227	RUCKI Bartlomiej	POL	4:12.52	+21.24	178.61	Not Qualified
39	62	3320139	LEE Geon-yong	KOR	4:13.07	+21.79	181.47	Not Qualified
40	55	3690069	YAREMENKO Kostyantyn	UKR	4:14.00	+22.72	186.29	Not Qualified
41	72	3422107	HULBAK Ole Sollien	NOR	4:14.20	+22.92	187.33	Not Qualified
42	47	3200692	FRIEDRICH Christian	GER	4:14.68	+23.40	189.82	Not Qualified
43	34	3430211	PRADZIAD Andrzej	POL	4:15.40	+24.12	193.56	Not Qualified
44	30	3290374	BECCHIS Emanuele	ITA	4:15.43	+24.15	193.71	Not Qualified
44	39	3660083	YAKIMENKA Dzimtry	BLR	4:15.43	+24.15	193.71	Not Qualified
46	61	3720013	BAASANSUREN Amarsanaa	MGL	4:15.87	+24.59	196.00	Not Qualified
47	56	3690075	MARCHENKO Andriy	UKR	4:16.14	+24.86	197.40	Not Qualified
48	25	3700070	MICHALOVSKY Rudolf	SVK	4:16.43	+25.15	198.90	Not Qualified
49	23	3780027	JAKELIUNAS Lukas	LTU	4:16.71	+25.43	200.35	Not Qualified
50	82	3100224	CASCAGNETTE Jordan	CAN	4:16.93	+25.65	201.50	Not Qualified





Results

Rank	Bib	FIS Code	Name	Country Code	Finish Time	Behind	FIS Points	Remarks
51	70	3200355	ALRAUN Fabian	GER	4:17.25	+25.97	203.16	Not Qualified
52	49	3200730	ALRAUN Tobias	GER	4:17.53	+26.25	204.61	Not Qualified
53	51	3690086	CHELENKO Oleksandr	UKR	4:17.70	+26.42	205.49	Not Qualified
54	80	3421548	BANG PEDERSEN Bendik	NOR	4:18.17	+26.89	207.93	Not Qualified
55	52	3300494	BABA Naoto	JPN	4:18.73	+27.45	210.83	Not Qualified
56	58	3530818	VINCENT Mason	USA	4:19.26	+27.98	213.58	Not Qualified
57	46	3100411	SHIELDS Gavin	CAN	4:20.22	+28.94	218.57	Not Qualified
58	60	3720014	BATMUNKH Achbadrakh	MGL	4:20.83	+29.55	221.73	Not Qualified
59	73	3290543	CARLET Alessandro	ITA	4:22.49	+31.21	230.34	Not Qualified
60	71	3422117	RISETH Jonas	NOR	4:24.87	+33.59	242.69	Not Qualified
61	41	3100302	THOMPSON Conor	CAN	4:25.71	+34.43	247.05	Not Qualified
62	74	3770020	ZHARKYMBAEV Tariel	KGZ	4:26.63	+35.35	251.82	Not Qualified
63	53	3040107	MONTGOMERY Nick	AUS	4:27.55	+36.27	256.60	Not Qualified
64	57	3520061	AYCICEK Omer	TUR	4:27.83	+36.55	258.05	Not Qualified
65	59	3320147	LEE Jae-bong	KOR	4:28.66	+37.38	262.36	Not Qualified
66	64	3690117	DRAHUN Dmytro	UKR	4:29.23	+37.95	265.31	Not Qualified
67	66	3530914	HOLLMAN Mitchell	USA	4:29.63	+38.35	267.39	Not Qualified
68	81	3120072	DU Yunpengfei	CHN	4:30.21	+38.93	270.40	Not Qualified
69	79	3530976	WOLFENDEN Imran	USA	4:34.77	+43.49	294.06	Not Qualified
70	69	3720017	URTNASAN Batjargal	MGL	4:37.32	+46.04	307.29	Not Qualified
71	78	3120104	NIE Han	CHN	4:38.30	+47.02	312.37	Not Qualified
72	77	3530921	GEISEN Kevin	USA	4:42.18	+50.90	332.51	Not Qualified
73	67	3320152	CHO Young-chan	KOR	4:47.53	+56.25	360.26	Not Qualified
74	75	3530972	HANSON Leif	USA	4:49.61	+58.33	371.06	Not Qualified
75	65	3560111	STANEK Nejc	SLO	4:51.12	+59.84	378.89	Not Qualified
76	68	3530794	WISWELL Sam	USA	4:52.21	+1:00.93	384.55	Not Qualified
77	76	3120094	TIAN Jun	CHN	5:14.13	+1:22.85	498.28	Not Qualified

Did Not Start

9	3670042	MALYSHEV Sergey	KAZ
11	3190298	POUYE Alexandre	FRA
28	3150523	ANTOS Jakub	CZE
38	3150519	FELLNER Adam	CZE
43	3100290	POMEROY Carrington	CAN

Weather	Snow Condition	Temperatures		Competitors / Countries				
		Air	Snow	Entries	Ranked	DNS	DNF	DSQ
Sunny	Hard	0.0°C	-2.0°C	82/25	77/25	5/4	0/0	0/0

FIS Technical Delegate

LUSTREK Marko (SLO)

Race Secretary

NEVZOROVA Anna (KAZ)

Legend

DNF Did Not Finish

DQB Disqualification for unsportsmanlike behaviour

DNS Did Not Start

DSQ Disqualified





Results

Jury Information				Course Information			
FIS Technical Delegate	LUSTREK Marko (SLO)			Name:	1.6 km sprint		
FISU Race Director	KIELPINSKA Zofia (POL)			Height Difference (HD):	30m		
FIS Assistant Technical Delegate	OFSTAD Sylvi Pettersen (NOR)			Maximum Climb (MC):	18m		
Assistant TD Nat.	KOLOMEYETS Oleg (KAZ)			Total Climb (TC):	62m		
Chief of Competition	VELECHSHUK Alexandr (KAZ)			Length of Lap:	1617m		
				Number of Laps:	1		

Rank	Bib	Name	Country Code	Qualif. Time	QF-1	QF-2	QF-3	QF-4	QF-5	SF-1	SF-2	Final Heat
Final												
1	10	LYUFT Ivan	KAZ	3:56.39 (10)	+1.15(3)					+4.10(4)		3:53.60(1)
2	5	FROLOV Vladimir	RUS	3:52.93 (5)			3:55.09(1)			3:49.81(1)		+0.70(2)
3	11	BEREZIN Egor	RUS	3:57.32 (11)	+0.22(2)					+0.33(PF3)		+0.97(3)
4	6	KLIMIN Olzhas	KAZ	3:54.59 (6)			+0.40(2)				3:53.96(1)	+1.33(4)
5	9	GAVRILOV Yuriy	RUS	3:55.59 (9)				4:01.34(1)			+1.03(2)	+3.62(5)
6	4	MALYSHEV Alexandr	KAZ	3:52.76 (4)		3:57.28(1)				+0.23(PF2)		+26.97(6)

Semifinals												
7	19	TARASOV Roman	RUS	4:00.62 (19)				+0.47(2)			+1.86(3)	
8	21	UDA Akihito	JPN	4:02.14 (21)	+2.10(4)						+6.44(4)	
9	7	RYPL Miroslav	CZE	3:54.89 (7)		+0.15(2)				+11.75(5)		
10	8	RAKHIMBAYEV Daulet	KAZ	3:55.54 (8)					+0.71(2)		+29.85(5)	
11	20	VORANAU Aliaksandr	BLR	4:00.79 (20)	3:52.64(1)					+1:30.63(6)		
12	3	BJERKRHEIM Kjetil Andre	NOR	3:52.55 (3)					3:56.11(1)		RAL	

Quarterfinals												
13	13	KRASOVSKIY Oleksii	UKR	3:58.08 (13)					+0.81(PF3)			
14	14	LYTNEV Sergey	RUS	3:58.45 (14)		+0.51(3)						
15	16	ROSTOVTSEV Dmitriy	RUS	3:59.28 (16)			+1.61(3)					
16	22	SULEK Miroslav	SVK	4:02.46 (22)				+1.26(3)				
17	23	MIKAYELIAN Sergey	ARM	4:03.67 (23)					+0.84(PF4)			
18	24	MORIN Alexis	CAN	4:04.13 (24)		+8.83(4)						
19	25	SALADKOU Aliaksandr	BLR	4:05.06 (25)			+3.50(4)					
20	29	ANTOLEC Kacper	POL	4:05.95 (29)				+3.16(4)				
21	2	BORTSOV Konstantin	KAZ	3:52.07 (2)				+12.74(5)				
22	15	SATO Tomoki	JPN	3:59.25 (15)			+8.24(5)					
23	17	WINKER Christian	GER	4:00.23 (17)		+11.54(5)						
24	18	PSENICKA Jakub	CZE	4:00.61 (18)					+6.34(5)			
25	30	GRAV Joergen	NOR	4:06.17 (30)	+12.93(5)							
26	1	SCHWARTZ Louis	FRA	3:51.28 (1)	+23.22(6)							
27	12	FUJINOKI Hikari	JPN	3:57.81 (12)				+13.44(6)				
28	26	HAMMER Simon	SUI	4:05.31 (26)			+24.51(6)					
29	27	DURSUN Hamza	TUR	4:05.35 (27)		+23.78(6)						
30	28	HAMMER Reto	SUI	4:05.93 (28)					+12.68(6)			

Qualification												
31		CHUCHUGANOV Yordan	BUL	4:06.19 (31)								
32		LAZORAK Volodymyr	UKR	4:06.34 (32)								
33		BRIL Dawid	POL	4:08.45 (33)								
34		CHYCHYKAU Aleh	BLR	4:09.39 (34)								
35		SUZUKI Takahiro	JPN	4:09.61 (35)								
36		NICOLLIER Philippe	SUI	4:11.14 (36)								
37		DUMAS William	CAN	4:11.87 (37)								
38		RUCKI Bartlomiej	POL	4:12.52 (38)								
39		LEE Geon-yong	KOR	4:13.07 (39)								
40		YAREMENKO Kostyantyn	UKR	4:14.00 (40)								
41		HULBAK Ole Sollien	NOR	4:14.20 (41)								
42		FRIEDRICH Christian	GER	4:14.68 (42)								
43		PRADZIAD Andrzej	POL	4:15.40 (43)								
44		BECCHIS Emanuele	ITA	4:15.43 (=44)								
44		YAKIMENKA Dzmityr	BLR	4:15.43 (=44)								
46		BAASANSUREN Amarsanaa	MGL	4:15.87 (46)								



Almaty 2017

28th WINTER UNIVERSIADE

THU 2 FEB 2017

Start Time 15:10 / End Time 16:46

Results

Rank	Bib	Name	Country Code	Qualif. Time	QF-1	QF-2	QF-3	QF-4	QF-5	SF-1	SF-2	Final Heat
Qualification												
47		MARCHENKO Andriy	UKR	4:16.14 (47)								
48		MICHALOVSKY Rudolf	SVK	4:16.43 (48)								
49		JAKELIUNAS Lukas	LTU	4:16.71 (49)								
50		CASCAGNETTE Jordan	CAN	4:16.93 (50)								
51		ALRAUN Fabian	GER	4:17.25 (51)								
52		ALRAUN Tobias	GER	4:17.53 (52)								
53		CHELENKO Oleksandr	UKR	4:17.70 (53)								
54		BANG PEDERSEN Bendik	NOR	4:18.17 (54)								
55		BABA Naoto	JPN	4:18.73 (55)								
56		VINCENT Mason	USA	4:19.26 (56)								
57		SHIELDS Gavin	CAN	4:20.22 (57)								
58		BATMUNKH Achbadrakh	MGL	4:20.83 (58)								
59		CARLET Alessandro	ITA	4:22.49 (59)								
60		RISETH Jonas	NOR	4:24.87 (60)								
61		THOMPSON Conor	CAN	4:25.71 (61)								
62		ZHARKYMBAEV Tariel	KGZ	4:26.63 (62)								
63		MONTGOMERY Nick	AUS	4:27.55 (63)								
64		AYCICEK Omer	TUR	4:27.83 (64)								
65		LEE Jae-bong	KOR	4:28.66 (65)								
66		DRAHUN Dmytro	UKR	4:29.23 (66)								
67		HOLLMAN Mitchell	USA	4:29.63 (67)								
68		DU Yunpengfei	CHN	4:30.21 (68)								
69		WOLFENDEN Imran	USA	4:34.77 (69)								
70		URTNASAN Batjargal	MGL	4:37.32 (70)								
71		NIE Han	CHN	4:38.30 (71)								
72		GEISEN Kevin	USA	4:42.18 (72)								
73		CHO Young-chan	KOR	4:47.53 (73)								
74		HANSON Leif	USA	4:49.61 (74)								
75		STANEK Nejc	SLO	4:51.12 (75)								
76		WISWELL Sam	USA	4:52.21 (76)								
77		TIAN Jun	CHN	5:14.13 (77)								

Did Not Start - Qualification

MALYSHEV Sergey	KAZ
POUYE Alexandre	FRA
ANTOS Jakub	CZE
FELLNER Adam	CZE
POMEROY Carrington	CAN

FIS Technical Delegate

LUSTREK Marko (SLO)

Race Secretary

NEVZOROVA Anna (KAZ)

Legend

DNF	Did Not Finish	DNS	Did Not Start
DQB	Disqualification for unsportsmanlike behaviour	DSQ	Disqualified
PF	Photo Finish	QF-1	Quarter Final 1
QF-2	Quarter Final 2	QF-3	Quarter Final 3
QF-4	Quarter Final 4	QF-5	Quarter Final 5
RAL	Ranked as Last	SF-1	Semi Final 1
SF-2	Semi Final 2		

YELLOW CARD: 4 MALYSHEV A (KAZ) - false start, 10 LYUFT I (KAZ) - obstruction
 RANKED AS LAST: 3 BJERKRHEIM K (NOR) - ICR343.8 violation of the classical technics rule

2 FEB 2017 / Almaty (KAZ) / 3122

CCSMSPRINT....._73D3 1.0

Report Created THU 2 FEB 2017 16:46

Page 2/2





Results Bracket

Jury Information		Course Information	
FIS Technical Delegate	LUSTREK Marko (SLO)	Name:	1.6 km sprint
FISU Race Director	KIELPINSKA Zofia (POL)	Height Difference (HD):	30m
FIS Assistant Technical Delegate	OFSTAD Sylvi Pettersen (NOR)	Maximum Climb (MC):	18m
Assistant TD Nat.	KOLOMEYETS Oleg (KAZ)	Total Climb (TC):	62m
Chief of Competition	VELECHSHUK Alexandr (KAZ)	Length of Lap:	1617m
		Number of Laps:	1

Quarterfinal

Semifinal

Final

1		15:10:00	3:52.64				
20	VORANAU A (BLR)		0.00				
11	BEREZIN E (RUS)		+0.22				
10	LYUFT I (KAZ)		+1.15	LL			
21	UDA A (JPN)		+2.10	LL			
30	GRAV J (NOR)		+12.93				
1	SCHWARTZ L (FRA)		+23.22				
2		15:15:00	3:57.28				
4	MALYSHEV A (KAZ)		0.00				
7	RYPL M (CZE)		+0.15				
14	LYTNEV S (RUS)		+0.51				
24	MORIN A (CAN)		+8.83				
17	WINKER C (GER)		+11.54				
27	DURSUN H (TUR)		+23.78				
3		15:20:00	3:55.09				
5	FROLOV V (RUS)		0.00				
6	KLIMIN O (KAZ)		+0.40				
16	ROSTOVTSSEV D (RUS)		+1.61				
25	SALADKOU A (BLR)		+3.50				
15	SATO T (JPN)		+8.24				
26	HAMMER S (SUI)		+24.51				
4		15:25:00	4:01.34				
9	GAVRILOV Y (RUS)		0.00				
19	TARASOV R (RUS)		+0.47				
22	SULEK M (SVK)		+1.26				
29	ANTOLEC K (POL)		+3.16				
2	BORTSOV K (KAZ)		+12.74				
12	FUJINOKI H (JPN)		+13.44				
5		15:30:00	3:56.11				
3	BJERKRHEIM K (NOR)		0.00				
8	RAKHIMBAYEV D (KAZ)		+0.71				
PF	13 KRASOVSKYI O (UKR)		+0.81				
PF	23 MIKAYELIAN S (ARM)		+0.84				
18	PSENICKA J (CZE)		+6.34				
28	HAMMER R (SUI)		+12.68				
1		15:45:00	3:49.81				
5	FROLOV V (RUS)		0.00				
PF	4 MALYSHEV A (KAZ)		+0.23				
PF	11 BEREZIN E (RUS)		+0.33	LL			
10	LYUFT I (KAZ)		+4.10	LL			
7	RYPL M (CZE)		+11.75				
20	VORANAU A (BLR)		+1:30.63				
2		15:50:00	3:53.96				
6	KLIMIN O (KAZ)		0.00				
9	GAVRILOV Y (RUS)		+1.03				
19	TARASOV R (RUS)		+1.86				
21	UDA A (JPN)		+6.44				
8	RAKHIMBAYEV D (KAZ)		+29.85				
3	BJERKRHEIM K (NOR)		RAL				
Final		16:10:00	3:53.60				
10	LYUFT I (KAZ)		0.00				
5	FROLOV V (RUS)		+0.70				
11	BEREZIN E (RUS)		+0.97				
6	KLIMIN O (KAZ)		+1.33				
9	GAVRILOV Y (RUS)		+3.62				
4	MALYSHEV A (KAZ)		+26.97				

Progression Rules:

Quarterfinals and Semifinals: The top two athletes from each heat progress. In addition, the two fastest runners up in the phase progress (Lucky Losers), with the fastest from Quarterfinals progress

Legend

LL Lucky Loser PF Photo Finish RAL Ranked as Last

YELLOW CARD: 4 MALYSHEV A (KAZ) - false start, 10 LYUFT I (KAZ) - obstruction
RANKED AS LAST: 3 BJERKRHEIM K (NOR) - ICR343.9 violation of the classical technics rule

2 FEB 2017 / Almaty (KAZ) / 3122

CCSMSPRINT.....75D 5.0

Report Created THU 2 FEB 2017 16:28

Page 1/1





Almaty 2017

28TH WINTER UNIVERSIADE



CROSS-COUNTRY SKIING

Men's 30km Mass Start Classic



Almaty 2017

28th WINTER UNIVERSIADE

WED 8 FEB 2017

Start Time 10:00 / End Time 11:36

Results

Jury Information				Course Information			
FIS Technical Delegate	LUSTREK Marko (SLO)	Name:		5 km red			
FISU Race Director	KIELPINSKA Zofia (POL)	Height Difference (HD):		87m			
FIS Assistant Technical Delegate	OFSTAD Sylvi Pettersen (NOR)	Maximum Climb (MC):		60m			
Assistant TD Nat.	KOLOMEYETS Oleg (KAZ)	Total Climb (TC):		1146m			
Chief of Competition	VELECHSHUK Alexandr (KAZ)	Length of Lap:		4892m			
		Number of Laps:		6			

Rank	Bib	FIS Code	Name	Country Code	10km Time Rank	20km Time Rank	Finish Time	Behind	FIS Points
1	1	3481760	ROSTOVTVSEV Dmitriy	RUS	26:25.3 2	53:11.1 2	1:19:37.5	0.0	31.67
2	4	3482131	GONTAR Valeriy	RUS	26:25.2 1	53:11.1 1	1:19:37.8	+0.3	31.76
3	2	3670042	MALYSHEV Sergey	KAZ	26:26.0 4	53:11.7 3	1:19:38.0	+0.5	31.82
4	12	3670115	PUKHKALO Vitaliy	KAZ	26:26.6 5	53:11.8 4	1:19:58.6	+21.1	37.85
5	7	3300399	FUJINOKI Hikari	JPN	26:28.4 6	54:25.9 6	1:22:17.6	+2:40.1	78.59
6	10	3690074	KRASOVSKYI Oleksii	UKR	26:26.0 3	54:21.4 5	1:22:28.4	+2:50.9	81.75
7	11	3300408	UDA Akihito	JPN	26:43.5 7	55:17.2 9	1:23:06.7	+3:29.2	92.97
8	21	3150523	ANTOS Jakub	CZE	27:16.9 16	55:23.7 11	1:23:09.4	+3:31.9	93.77
9	19	3481757	FROLOV Vladimir	RUS	27:31.7 21	55:48.8 13	1:23:24.7	+3:47.2	98.25
10	38	3200692	FRIEDRICH Christian	GER	27:04.0 13	55:17.8 10	1:23:28.6	+3:51.1	99.39
11	13	3481218	GAVRILOV Yuriy	RUS	26:57.9 8	55:16.4 7	1:24:07.8	+4:30.3	110.88
12	14	3150519	FELLNER Adam	CZE	27:02.0 10	55:16.6 8	1:24:22.6	+4:45.1	115.22
13	25	3670038	RAKHIMBAYEV Daulet	KAZ	26:58.5 9	56:09.2 17	1:24:25.5	+4:48.0	116.07
14	34	3430211	PRADZIAD Andrzej	POL	27:25.0 19	56:12.7 21	1:24:27.2	+4:49.7	116.56
15	5	3481846	TARASOV Roman	RUS	27:23.8 17	55:49.0 14	1:24:45.1	+5:07.6	121.81
16	37	3700074	SULEK Miroslav	SVK	27:41.3 23	56:11.4 18	1:24:52.3	+5:14.8	123.92
17	47	3510486	NICOLLIER Philippe	SUI	27:02.3 =11	55:36.1 12	1:24:52.7	+5:15.2	124.04
18	35	3510440	HAMMER Reto	SUI	27:24.3 18	56:11.5 19	1:24:57.5	+5:20.0	125.44
19	24	3690075	MARCHENKO Andriy	UKR	27:06.4 14	55:53.1 16	1:25:01.9	+5:24.4	126.73
20	32	3660107	CHYCHYKAU Aleh	BLR	27:26.5 20	56:12.0 20	1:25:02.0	+5:24.5	126.76
21	22	3690069	YAREMENKO Kostyantyn	UKR	27:07.3 15	55:52.3 15	1:25:22.6	+5:45.1	132.80
22	17	3482864	LYTNEV Sergey	RUS	27:02.3 =11	56:32.4 22	1:25:30.5	+5:53.0	135.11
23	20	3690086	CHELENKO Oleksandr	UKR	28:02.6 24	57:07.0 27	1:25:39.5	+6:02.0	137.75
24	26	3300371	SUZUKI Takahiro	JPN	28:05.0 25	56:44.0 23	1:25:53.7	+6:16.2	141.91
25	23	3200642	ESCHER Toni	GER	28:06.7 27	57:06.5 26	1:25:54.3	+6:16.8	142.09
26	18	3200355	ALRAUN Fabian	GER	28:15.0 28	57:05.8 25	1:25:55.8	+6:18.3	142.53
27	54	3150317	PSENICKA Jakub	CZE	27:37.6 22	56:57.5 24	1:26:51.7	+7:14.2	158.91
28	51	3200444	WEISHAEUPL Andreas	GER	28:28.6 30	58:18.1 29	1:28:07.0	+8:29.5	180.97
29	46	3720014	BATMUNKH Achbadrakh	MGL	28:31.2 31	58:40.8 31	1:28:21.3	+8:43.8	185.16
30	40	3690068	LAZORAK Volodymyr	UKR	28:05.6 26	58:03.9 28	1:28:45.4	+9:07.9	192.23
31	44	3200730	ALRAUN Tobias	GER	28:22.8 29	58:26.0 30	1:29:01.5	+9:24.0	196.94
32	30	3780027	JAKELIUNAS Lukas	LTU	28:54.6 32	59:00.1 33	1:29:10.4	+9:32.9	199.55
33	33	3690096	LITVIN Vladyslav	UKR	28:55.4 34	58:48.7 32	1:29:43.1	+10:05.6	209.14
34	49	3100313	DUMAS William	CAN	29:10.3 38	59:42.6 35	1:30:26.6	+10:49.1	221.88
35	45	3422117	RISETH Jonas	NOR	29:15.6 39	59:46.9 37	1:30:28.0	+10:50.5	222.29
36	56	3290374	BECCHIS Emanuele	ITA	29:09.4 37	59:43.3 36	1:30:59.1	+11:21.6	231.41
37	48	3700070	MICHALOVSKY Rudolf	SVK	29:01.1 36	59:52.0 38	1:31:00.3	+11:22.8	231.76
38	36	3100302	THOMPSON Conor	CAN	28:58.3 35	59:23.3 34	1:31:02.8	+11:25.3	232.49
39	55	3720017	URTNASAN Batjargal	MGL	29:32.8 41	1:00:43.2 39	1:31:18.9	+11:41.4	237.21
40	39	3100297	MORIN Alexis	CAN	29:29.8 40	1:01:05.4 41	1:31:43.5	+12:06.0	244.42
41	57	3720013	BAASANSUREN Amarsanaa	MGL	29:50.2 42	1:00:43.3 40	1:32:08.1	+12:30.6	251.63
42	41	3100290	POMEROY Carrington	CAN	30:26.1 47	1:02:16.0 43	1:33:24.6	+13:47.1	274.04
43	52	3100411	SHIELDS Gavin	CAN	30:25.5 46	1:02:16.7 =44	1:34:10.8	+14:33.3	287.58
44	63	3120072	DU Yunpengfei	CHN	29:59.2 43	1:01:25.8 42	1:34:30.5	+14:53.0	293.35
45	64	3120104	NIE Han	CHN	30:16.1 45	1:02:16.7 =44	1:34:31.4	+14:53.9	293.62
46	60	3422107	HULBAK Ole Sollien	NOR	30:50.4 48	1:03:43.1 47	1:35:18.2	+15:40.7	307.33
47	53	3530794	WISWELL Sam	USA	31:00.3 49	1:02:50.8 46	1:36:08.5	+16:31.0	322.07
48	65	3530972	HANSON Leif	USA	32:02.1 50	1:05:03.4 48	LAP		
49	66	3530976	WOLFENDEN Imran	USA	32:48.9 51		LAP		
50	59	3560111	STANEK Nejc	SLO	34:24.3 53		LAP		

8 FEB 2017 / Almaty (KAZ) / 3128

CCSM30KMMS-----FNL-000100--_73E 1.0

Report Created WED 8 FEB 2017 12:08

Page 1/2





Results

Rank	Bib	FIS Code	Name	Country Code	10km Time Rank	20km Time Rank	Finish Time	Behind	FIS Points
51	58	3240023	BUKI Adam	HUN	34:32.9	54	LAP		

Did Not Finish

28	3421939	BJERKRHEIM Kjetil Andre	NOR	28:55.4	33				
31	3510458	DU PASQUIER Arnaud	SUI						
61	3290543	CARLET Alessandro	ITA	33:01.4	52				
67	3040107	MONTGOMERY Nick	AUS	30:06.7	44				

Did Not Start

3	3300494	BABA Naoto	JPN						
6	3670025	MALYSHEV Alexandr	KAZ						
8	3421379	GRAV Joergen	NOR						
9	3150183	GRAEF Jakob	CZE						
15	3670078	KLIMIN OIzhas	KAZ						
16	3660055	VORANAU Aliaksandr	BLR						
27	3660076	SALADKOU Aliaksandr	BLR						
29	3660083	YAKIMENKA Dzmitry	BLR						
42	3510452	HAMMER Simon	SUI						
43	3200610	WINKER Christian	GER						
50	3530798	TIMMONS Will	USA						
62	3100224	CASCAGNETTE Jordan	CAN						

Weather	Snow Condition	Temperatures		Competitors / Countries					
		Air	Snow	Entries	Ranked	DNS	DNF	DSQ	LAP
Sky Clear	Packed	-1.0°C	-5.0°C	67/20	51/19	12/9	4/4	0/0	4/3

FIS Technical Delegate

LUSTREK Marko (SLO)

Race Secretary

NEVZOROVA Anna (KAZ)

Legend	
=	Equal sign indicates that two or more competitors share the same rank
DNS	Did Not Start
DSQ	Disqualified
DNF	Did Not Finish
DQB	Disqualification for unsportsmanlike behaviour
LAP	Lapped

ICR 344.2 obstruction in the feeding zone, monetary fine for team CZE

8 FEB 2017 / Almaty (KAZ) / 3128

CCSM30KMMS-----FNL-000100--_73E 1.0

Report Created WED 8 FEB 2017 12:08

Page 2/2





Competition Analysis

Rank	Bib	Name	Country Code						Finish Time			Behind			Rank	
			2.6 / 12.6 / 22.6 km			5.0 / 15.0 / 25.0 km			7.6 / 17.6 / 27.6 km			10.0 / 20.0 / 30.0 km				
			Time	Behind	Rk	Time	Behind	Rk	Time	Behind	Rk	Time	Behind	Rk		
1	1	ROSTOVTSEV Dmitry	RUS						1:19:37.5			0.0			1	
		Cumulative Time	9:58.7	0.0	1	13:10.9	+0.1	3	23:09.8	0.0	1	26:25.3	+0.1	2		
		Sector Time	9:58.7	0.0	1	3:12.2	+3.3	15	9:58.9	+2.4	2	3:15.5	+2.0	5		
		Cumulative Time	36:27.8	0.0	1	39:43.0	+0.6	3	49:51.9	0.0	1	53:11.1	0.0	2		
		Sector Time	10:02.5	+0.3	2	3:15.2	+1.3	5	10:08.9	0.0	1	3:19.2	+2.1	6		
		Cumulative Time	1:03:25.3	+0.1	2	1:06:43.0	+0.4	2	1:16:37.0	+0.3	2	1:19:37.5	0.0	1		
		Sector Time	10:14.2	+0.7	2	3:17.7	+1.3	4	9:54.0	+0.7	2	3:00.5	+0.1	2		
2	4	GONTAR Valeriy	RUS						1:19:37.8			+0.3			2	
		Cumulative Time	9:59.0	+0.3	3	13:10.8	0.0	1	23:09.8	0.0	2	26:25.2	0.0	1		
		Sector Time	9:59.0	+0.3	3	3:11.8	+2.9	10	9:59.0	+2.5	3	3:15.4	+1.9	3		
		Cumulative Time	36:27.9	+0.1	2	39:42.4	0.0	1	49:53.7	+1.8	3	53:11.1	0.0	1		
		Sector Time	10:02.7	+0.5	3	3:14.5	+0.6	2	10:11.3	+2.4	4	3:17.4	+0.3	2		
		Cumulative Time	1:03:27.0	+1.8	4	1:06:43.4	+0.8	3	1:16:36.7	0.0	1	1:19:37.8	+0.3	2		
		Sector Time	10:15.9	+2.4	4	3:16.4	0.0	1	9:53.3	0.0	1	3:01.1	+0.7	3		
3	2	MALYSHEV Sergey	KAZ						1:19:38.0			+0.5			3	
		Cumulative Time	9:59.7	+1.0	5	13:11.6	+0.8	6	23:10.6	+0.8	3	26:26.0	+0.8	4		
		Sector Time	9:59.7	+1.0	5	3:11.9	+3.0	11	9:59.0	+2.5	3	3:15.4	+1.9	3		
		Cumulative Time	36:28.9	+1.1	4	39:42.8	+0.4	2	49:52.7	+0.8	2	53:11.7	+0.6	3		
		Sector Time	10:02.9	+0.7	4	3:13.9	0.0	1	10:09.9	+1.0	2	3:19.0	+1.9	5		
		Cumulative Time	1:03:25.2	0.0	1	1:06:42.6	0.0	1	1:16:37.6	+0.9	3	1:19:38.0	+0.5	3		
		Sector Time	10:13.5	0.0	1	3:17.4	+1.0	3	9:55.0	+1.7	4	3:00.4	0.0	1		
4	12	PUKHKALO Vitaliy	KAZ						1:19:58.6			+21.1			4	
		Cumulative Time	9:59.6	+0.9	4	13:11.3	+0.5	4	23:10.7	+0.9	4	26:26.6	+1.4	5		
		Sector Time	9:59.6	+0.9	4	3:11.7	+2.8	9	9:59.4	+2.9	5	3:15.9	+2.4	6		
		Cumulative Time	36:28.8	+1.0	3	39:43.8	+1.4	4	49:54.7	+2.8	4	53:11.8	+0.7	4		
		Sector Time	10:02.2	0.0	1	3:15.0	+1.1	4	10:10.9	+2.0	3	3:17.1	0.0	1		
		Cumulative Time	1:03:26.3	+1.1	3	1:06:43.6	+1.0	4	1:16:38.1	+1.4	4	1:19:58.6	+21.1	4		
		Sector Time	10:14.5	+1.0	3	3:17.3	+0.9	2	9:54.5	+1.2	3	3:20.5	+20.1	20		
5	7	FUJINOKI Hikari	JPN						1:22:17.6			+2:40.1			5	
		Cumulative Time	10:02.9	+4.2	14	13:17.4	+6.6	17	23:13.9	+4.1	6	26:28.4	+3.2	6		
		Sector Time	10:02.9	+4.2	14	3:14.5	+5.6	19	9:56.5	0.0	1	3:14.5	+1.0	2		
		Cumulative Time	36:53.5	+25.7	6	40:20.0	+37.6	6	50:57.9	+1:06.0	5	54:25.9	+1:14.8	6		
		Sector Time	10:25.1	+22.9	6	3:26.5	+12.6	25	10:37.9	+29.0	7	3:28.0	+10.9	21		
		Cumulative Time	1:04:58.5	+1:33.3	5	1:08:26.7	+1:44.1	6	1:18:58.3	+2:21.6	5	1:22:17.6	+2:40.1	5		
		Sector Time	10:32.6	+19.1	6	3:28.2	+11.8	19	10:31.6	+38.3	6	3:19.3	+18.9	16		
6	10	KRASOVSKIY Oleksii	UKR						1:22:28.4			+2:50.9			6	
		Cumulative Time	9:59.9	+1.2	6	13:11.5	+0.7	5	23:12.5	+2.7	5	26:26.0	+0.8	3		
		Sector Time	9:59.9	+1.2	6	3:11.6	+2.7	8	10:01.0	+4.5	6	3:13.5	0.0	1		
		Cumulative Time	36:42.9	+15.1	5	40:01.9	+19.5	5	50:58.1	+1:06.2	6	54:21.4	+1:10.3	5		
		Sector Time	10:16.9	+14.7	5	3:19.0	+5.1	7	10:56.2	+47.3	15	3:23.3	+6.2	9		
		Cumulative Time	1:05:00.1	+1:34.9	6	1:08:22.7	+1:40.1	5	1:19:12.1	+2:35.4	6	1:22:28.4	+2:50.9	6		
		Sector Time	10:38.7	+25.2	10	3:22.6	+6.2	7	10:49.4	+56.1	12	3:16.3	+15.9	14		
7	11	UDA Akihito	JPN						1:23:06.7			+3:29.2			7	
		Cumulative Time	10:03.9	+5.2	16	13:20.2	+9.4	20	23:24.3	+14.5	7	26:43.5	+18.3	7		
		Sector Time	10:03.9	+5.2	16	3:16.3	+7.4	22	10:04.1	+7.6	7	3:19.2	+5.7	12		
		Cumulative Time	37:34.6	+1:06.8	7	41:00.1	+1:17.7	7	51:53.8	+2:01.9	10	55:17.2	+2:06.1	9		
		Sector Time	10:51.1	+48.9	15	3:25.5	+11.6	23	10:53.7	+44.8	12	3:23.4	+6.3	10		
		Cumulative Time	1:05:48.7	+2:23.5	7	1:09:14.6	+2:32.0	7	1:19:51.1	+3:14.4	7	1:23:06.7	+3:29.2	7		
		Sector Time	10:31.5	+18.0	5	3:25.9	+9.5	13	10:36.5	+43.2	7	3:15.6	+15.2	13		



Competition Analysis

Rank	Bib	Name	Country Code						Finish Time			Behind			Rank		
			2.6 / 12.6 / 22.6 km			5.0 / 15.0 / 25.0 km			7.6 / 17.6 / 27.6 km			10.0 / 20.0 / 30.0 km					
			Time	Behind	Rk	Time	Behind	Rk	Time	Behind	Rk	Time	Behind	Rk			
8	21	ANTOS Jakob	CZE						1:23:09.4			+3:31.9			8		
		Cumulative Time	10:04.2	+5.5	17	13:16.3	+5.5	14	24:00.3	+50.5	17	27:16.9	+51.7	16			
		Sector Time	10:04.2	+5.5	17	3:12.1	+3.2	13	10:44.0	+47.5	21	3:16.6	+3.1	7			
		Cumulative Time	38:08.0	+1:40.2	15	41:27.4	+1:45.0	15	52:05.0	+2:13.1	11	55:23.7	+2:12.6	11			
		Sector Time	10:51.1	+48.9	15	3:19.4	+5.5	8	10:37.6	+28.7	6	3:18.7	+1.6	4			
		Cumulative Time	1:05:59.4	+2:34.2	9	1:09:25.9	+2:43.3	9	1:20:05.0	+3:28.3	8	1:23:09.4	+3:31.9	8			
		Sector Time	10:35.7	+22.2	8	3:26.5	+10.1	14	10:39.1	+45.8	8	3:04.4	+4.0	4			
9	19	FROLOV Vladimir	RUS						1:23:24.7			+3:47.2			9		
		Cumulative Time	9:58.7	0.0	2	13:30.1	+19.3	23	24:01.6	+51.8	19	27:31.7	+1:06.5	21			
		Sector Time	9:58.7	0.0	1	3:31.4	+22.5	43	10:31.5	+35.0	15	3:30.1	+16.6	33			
		Cumulative Time	38:29.0	+2:01.2	20	41:52.4	+2:10.0	20	52:27.0	+2:35.1	16	55:48.8	+2:37.7	13			
		Sector Time	10:57.3	+55.1	20	3:23.4	+9.5	20	10:34.6	+25.7	5	3:21.8	+4.7	8			
		Cumulative Time	1:06:26.5	+3:01.3	12	1:09:49.5	+3:06.9	12	1:20:14.1	+3:37.4	10	1:23:24.7	+3:47.2	9			
		Sector Time	10:37.7	+24.2	9	3:23.0	+6.6	9	10:24.6	+31.3	5	3:10.6	+10.2	7			
10	38	FRIEDRICH Christian	GER						1:23:28.6			+3:51.1			10		
		Cumulative Time	10:04.9	+6.2	18	13:17.0	+6.2	15	23:43.6	+33.8	14	27:04.0	+38.8	13			
		Sector Time	10:04.9	+6.2	18	3:12.1	+3.2	13	10:26.6	+30.1	11	3:20.4	+6.9	14			
		Cumulative Time	37:43.9	+1:16.1	8	41:09.4	+1:27.0	12	51:51.5	+1:59.6	7	55:17.8	+2:06.7	10			
		Sector Time	10:39.9	+37.7	8	3:25.5	+11.6	23	10:42.1	+33.2	8	3:26.3	+9.2	17			
		Cumulative Time	1:05:51.1	+2:25.9	8	1:09:22.4	+2:39.8	8	1:20:07.2	+3:30.5	9	1:23:28.6	+3:51.1	10			
		Sector Time	10:33.3	+19.8	7	3:31.3	+14.9	23	10:44.8	+51.5	10	3:21.4	+21.0	22			
11	13	GAVRILOV Yuriy	RUS						1:24:07.8			+4:30.3			11		
		Cumulative Time	10:00.6	+1.9	8	13:18.2	+7.4	18	23:32.0	+22.2	8	26:57.9	+32.7	8			
		Sector Time	10:00.6	+1.9	8	3:17.6	+8.7	24	10:13.8	+17.3	8	3:25.9	+12.4	25			
		Cumulative Time	37:46.8	+1:19.0	9	41:08.5	+1:26.1	9	51:53.0	+2:01.1	9	55:16.4	+2:05.3	7			
		Sector Time	10:48.9	+46.7	12	3:21.7	+7.8	12	10:44.5	+35.6	10	3:23.4	+6.3	10			
		Cumulative Time	1:06:10.1	+2:44.9	11	1:09:41.2	+2:58.6	11	1:20:48.5	+4:11.8	12	1:24:07.8	+4:30.3	11			
		Sector Time	10:53.7	+40.2	14	3:31.1	+14.7	22	11:07.3	+1:14.0	20	3:19.3	+18.9	16			
12	14	FELLNER Adam	CZE						1:24:22.6			+4:45.1			12		
		Cumulative Time	10:00.6	+1.9	9	13:12.1	+1.3	7	23:40.7	+30.9	11	27:02.0	+36.8	10			
		Sector Time	10:00.6	+1.9	8	3:11.5	+2.6	7	10:28.6	+32.1	13	3:21.3	+7.8	18			
		Cumulative Time	37:48.2	+1:20.4	11	41:08.6	+1:26.2	10	51:52.0	+2:00.1	8	55:16.6	+2:05.5	8			
		Sector Time	10:46.2	+44.0	10	3:20.4	+6.5	10	10:43.4	+34.5	9	3:24.6	+7.5	16			
		Cumulative Time	1:06:02.9	+2:37.7	10	1:09:29.5	+2:46.9	10	1:20:47.7	+4:11.0	11	1:24:22.6	+4:45.1	12			
		Sector Time	10:46.3	+32.8	11	3:26.6	+10.2	15	11:18.2	+1:24.9	26	3:34.9	+34.5	35			
13	25	RAKHIMBAYEV Daulet	KAZ						1:24:25.5			+4:48.0			13		
		Cumulative Time	10:01.6	+2.9	11	13:10.9	+0.1	2	23:37.6	+27.8	9	26:58.5	+33.3	9			
		Sector Time	10:01.6	+2.9	10	3:09.3	+0.4	2	10:26.7	+30.2	12	3:20.9	+7.4	17			
		Cumulative Time	38:15.6	+1:47.8	16	41:39.7	+1:57.3	16	52:51.4	+2:59.5	21	56:09.2	+2:58.1	17			
		Sector Time	11:17.1	+1:14.9	28	3:24.1	+10.2	22	11:11.7	+1:02.8	24	3:17.8	+0.7	3			
		Cumulative Time	1:07:02.7	+3:37.5	16	1:10:25.4	+3:42.8	14	1:21:18.5	+4:41.8	14	1:24:25.5	+4:48.0	13			
		Sector Time	10:53.5	+40.0	13	3:22.7	+6.3	8	10:53.1	+59.8	15	3:07.0	+6.6	5			
14	34	PRADZIAD Andrzej	POL						1:24:27.2			+4:49.7			14		
		Cumulative Time	10:07.0	+8.3	21	13:15.9	+5.1	13	24:00.4	+50.6	18	27:25.0	+59.8	19			
		Sector Time	10:07.0	+8.3	21	3:08.9	0.0	1	10:44.5	+48.0	22	3:24.6	+11.1	23			
		Cumulative Time	38:16.9	+1:49.1	17	41:39.8	+1:57.4	17	52:49.3	+2:57.4	19	56:12.7	+3:01.6	21			
		Sector Time	10:51.9	+49.7	17	3:22.9	+9.0	17	11:09.5	+1:00.6	23	3:23.4	+6.3	10			
		Cumulative Time	1:07:03.7	+3:38.5	17	1:10:25.9	+3:43.3	15	1:21:07.1	+4:30.4	13	1:24:27.2	+4:49.7	14			
		Sector Time	10:51.0	+37.5	12	3:22.2	+5.8	6	10:41.2	+47.9	9	3:20.1	+19.7	18			



Almaty 2017

28TH WINTER UNIVERSIADE

WED 8 FEB 2017

Start Time 10:00 / End Time 12:08

Competition Analysis

Rank	Bib	Name	Country Code						Finish Time			Behind			Rank
			2.6 / 12.6 / 22.6 km			5.0 / 15.0 / 25.0 km			7.6 / 17.6 / 27.6 km			10.0 / 20.0 / 30.0 km			
			Time	Behind	Rk	Time	Behind	Rk	Time	Behind	Rk	Time	Behind	Rk	
15	5	TARASOV Roman	RUS						1:24:45.1			+5:07.6			15
Cumulative Time			10:15.4	+16.7	24	13:27.8	+17.0	22	24:06.2	+56.4	21	27:23.8	+58.6	17	
Sector Time			10:15.4	+16.7	24	3:12.4	+3.5	17	10:38.4	+41.9	19	3:17.6	+4.1	8	
Cumulative Time			37:52.8	+1:25.0	12	41:07.6	+1:25.2	8	52:21.4	+2:29.5	13	55:49.0	+2:37.9	14	
Sector Time			10:29.0	+26.8	7	3:14.8	+0.9	3	11:13.8	+1:04.9	26	3:27.6	+10.5	19	
Cumulative Time			1:07:12.0	+3:46.8	21	1:10:42.9	+4:00.3	21	1:21:33.4	+4:56.7	15	1:24:45.1	+5:07.6	15	
Sector Time			11:23.0	+1:09.5	28	3:30.9	+14.5	20	10:50.5	+57.2	14	3:11.7	+11.3	8	
16	37	SULEK Miroslav	SVK						1:24:52.3			+5:14.8			16
Cumulative Time			10:02.2	+3.5	13	13:12.8	+2.0	10	24:20.9	+1:11.1	23	27:41.3	+1:16.1	23	
Sector Time			10:02.2	+3.5	13	3:10.6	+1.7	3	11:08.1	+1:11.6	29	3:20.4	+6.9	14	
Cumulative Time			38:38.9	+2:11.1	22	41:56.6	+2:14.2	22	52:50.8	+2:58.9	20	56:11.4	+3:00.3	18	
Sector Time			10:57.6	+55.4	21	3:17.7	+3.8	6	10:54.2	+45.3	13	3:20.6	+3.5	7	
Cumulative Time			1:07:06.7	+3:41.5	18	1:10:29.9	+3:47.3	17	1:21:36.9	+5:00.2	16	1:24:52.3	+5:14.8	16	
Sector Time			10:55.3	+41.8	15	3:23.2	+6.8	10	11:07.0	+1:13.7	19	3:15.4	+15.0	12	
17	47	NICOLLIER Philippe	SUI						1:24:52.7			+5:15.2			17
Cumulative Time			10:01.7	+3.0	12	13:13.9	+3.1	11	23:40.3	+30.5	10	27:02.3	+37.1	11	
Sector Time			10:01.7	+3.0	12	3:12.2	+3.3	15	10:26.4	+29.9	10	3:22.0	+8.5	19	
Cumulative Time			37:48.0	+1:20.2	10	41:09.2	+1:26.8	11	52:09.2	+2:17.3	12	55:36.1	+2:25.0	12	
Sector Time			10:45.7	+43.5	9	3:21.2	+7.3	11	11:00.0	+51.1	16	3:26.9	+9.8	18	
Cumulative Time			1:06:51.0	+3:25.8	13	1:10:24.1	+3:41.5	13	1:21:39.0	+5:02.3	17	1:24:52.7	+5:15.2	17	
Sector Time			11:14.9	+1:01.4	26	3:33.1	+16.7	25	11:14.9	+1:21.6	25	3:13.7	+13.3	10	
18	35	HAMMER Reto	SUI						1:24:57.5			+5:20.0			18
Cumulative Time			10:15.6	+16.9	25	13:30.4	+19.6	24	24:05.2	+55.4	20	27:24.3	+59.1	18	
Sector Time			10:15.6	+16.9	25	3:14.8	+5.9	20	10:34.8	+38.3	17	3:19.1	+5.6	11	
Cumulative Time			38:18.0	+1:50.2	18	41:40.3	+1:57.9	18	52:47.5	+2:55.6	17	56:11.5	+3:00.4	19	
Sector Time			10:53.7	+51.5	18	3:22.3	+8.4	13	11:07.2	+58.3	21	3:24.0	+6.9	14	
Cumulative Time			1:07:10.6	+3:45.4	20	1:10:32.4	+3:49.8	19	1:21:42.9	+5:06.2	20	1:24:57.5	+5:20.0	18	
Sector Time			10:59.1	+45.6	17	3:21.8	+5.4	5	11:10.5	+1:17.2	22	3:14.6	+14.2	11	
19	24	MARCHENKO Andriy	UKR						1:25:01.9			+5:24.4			19
Cumulative Time			10:06.0	+7.3	19	13:17.4	+6.6	16	23:42.8	+33.0	12	27:06.4	+41.2	14	
Sector Time			10:06.0	+7.3	19	3:11.4	+2.5	6	10:25.4	+28.9	9	3:23.6	+10.1	20	
Cumulative Time			37:53.3	+1:25.5	13	41:15.8	+1:33.4	13	52:23.5	+2:31.6	15	55:53.1	+2:42.0	16	
Sector Time			10:46.9	+44.7	11	3:22.5	+8.6	14	11:07.7	+58.8	22	3:29.6	+12.5	25	
Cumulative Time			1:06:58.9	+3:33.7	15	1:10:30.8	+3:48.2	18	1:21:41.7	+5:05.0	19	1:25:01.9	+5:24.4	19	
Sector Time			11:05.8	+52.3	22	3:31.9	+15.5	24	11:10.9	+1:17.6	24	3:20.2	+19.8	19	
20	32	CHYCHYKAU Aleh	BLR						1:25:02.0			+5:24.5			20
Cumulative Time			10:07.6	+8.9	22	13:20.1	+9.3	19	23:59.5	+49.7	16	27:26.5	+1:01.3	20	
Sector Time			10:07.6	+8.9	22	3:12.5	+3.6	18	10:39.4	+42.9	20	3:27.0	+13.5	30	
Cumulative Time			38:29.7	+2:01.9	21	41:52.9	+2:10.5	21	52:48.5	+2:56.6	18	56:12.0	+3:00.9	20	
Sector Time			11:03.2	+1:01.0	23	3:23.2	+9.3	19	10:55.6	+46.7	14	3:23.5	+6.4	13	
Cumulative Time			1:07:07.9	+3:42.7	19	1:10:32.9	+3:50.3	20	1:21:41.2	+5:04.5	18	1:25:02.0	+5:24.5	20	
Sector Time			10:55.9	+42.4	16	3:25.0	+8.6	12	11:08.3	+1:15.0	21	3:20.8	+20.4	21	
21	22	YAREMENKO Kostyantyn	UKR						1:25:22.6			+5:45.1			21
Cumulative Time			10:03.0	+4.3	15	13:14.3	+3.5	12	23:47.2	+37.4	15	27:07.3	+42.1	15	
Sector Time			10:03.0	+4.3	15	3:11.3	+2.4	5	10:32.9	+36.4	16	3:20.1	+6.6	13	
Cumulative Time			37:56.5	+1:28.7	14	41:16.4	+1:34.0	14	52:22.4	+2:30.5	14	55:52.3	+2:41.2	15	
Sector Time			10:49.2	+47.0	13	3:19.9	+6.0	9	11:06.0	+57.1	20	3:29.9	+12.8	26	
Cumulative Time			1:06:58.6	+3:33.4	14	1:10:29.6	+3:47.0	16	1:21:51.7	+5:15.0	21	1:25:22.6	+5:45.1	21	
Sector Time			11:06.3	+52.8	24	3:31.0	+14.6	21	11:22.1	+1:28.8	27	3:30.9	+30.5	30	

8 FEB 2017 / Almaty (KAZ) / 3128

CCSM30KMMS-----FNL-000100--_77A 1.0

Report Created WED 8 FEB 2017 12:12

Page 3/9



FISU Partners

SAMBUR KAZHNA
ЖОЛДЫ БИЛІК ҚОҒАМЫ
НАЦИОНАЛ ҒАМБАУ ФОНДЫ
"САМБУР КАЗХНА"

Coca-Cola

TECHNODOM
Doing everything with level

БІРАЖ

EMS KAZPOST

Dr.WEB®
Антипыль



Almaty 2017

28th WINTER UNIVERSIADE

WED 8 FEB 2017

Start Time 10:00 / End Time 12:08

Competition Analysis

Rank	Bib	Name	Country Code						Finish Time	Behind			Rank	
			2.6 / 12.6 / 22.6 km			5.0 / 15.0 / 25.0 km				7.6 / 17.6 / 27.6 km				10.0 / 20.0 / 30.0 km
			Time	Behind	Rk	Time	Behind	Rk	Time	Behind	Rk	Time	Behind	Rk
22	17	LYTNEV Sergey	RUS						1:25:30.5	+5:53.0			22	
Cumulative Time			10:00.4	+1.7	7	13:12.4	+1.6	9	23:43.5	+33.7	13	27:02.3	+37.1	11
Sector Time			10:00.4	+1.7	7	3:12.0	+3.1	12	10:31.1	+34.6	14	3:18.8	+5.3	10
Cumulative Time			38:23.2	+1:55.4	19	41:46.0	+2:03.6	19	53:08.1	+3:16.2	22	56:32.4	+3:21.3	22
Sector Time			11:20.9	+1:18.7	29	3:22.8	+8.9	16	11:22.1	+1:13.2	29	3:24.3	+7.2	15
Cumulative Time			1:08:08.5	+4:43.3	27	1:11:33.3	+4:50.7	23	1:22:23.4	+5:46.7	23	1:25:30.5	+5:53.0	22
Sector Time			11:36.1	+1:22.6	30	3:24.8	+8.4	11	10:50.1	+56.8	13	3:07.1	+6.7	6
23	20	CHELENKO Aleksandr	UKR						1:25:39.5	+6:02.0			23	
Cumulative Time			10:25.5	+26.8	30	13:42.4	+31.6	30	24:38.2	+1:28.4	26	28:02.6	+1:37.4	24
Sector Time			10:25.5	+26.8	30	3:16.9	+8.0	23	10:55.8	+59.3	25	3:24.4	+10.9	21
Cumulative Time			39:12.7	+2:44.9	27	42:35.4	+2:53.0	27	53:38.2	+3:46.3	26	57:07.0	+3:55.9	27
Sector Time			11:10.1	+1:07.9	25	3:22.7	+8.8	15	11:02.8	+53.9	18	3:28.8	+11.7	24
Cumulative Time			1:08:08.0	+4:42.8	26	1:11:35.6	+4:53.0	26	1:22:21.1	+5:44.4	22	1:25:39.5	+6:02.0	23
Sector Time			11:01.0	+47.5	19	3:27.6	+11.2	17	10:45.5	+52.2	11	3:18.4	+18.0	15
24	26	SUZUKI Takahiro	JPN						1:25:53.7	+6:16.2			24	
Cumulative Time			10:36.4	+37.7	36	14:02.8	+52.0	35	24:37.6	+1:27.8	25	28:05.0	+1:39.8	25
Sector Time			10:36.4	+37.7	36	3:26.4	+17.5	37	10:34.8	+38.3	17	3:27.4	+13.9	31
Cumulative Time			38:55.2	+2:27.4	24	42:23.1	+2:40.7	24	53:15.3	+3:23.4	23	56:44.0	+3:32.9	23
Sector Time			10:50.2	+48.0	14	3:27.9	+14.0	27	10:52.2	+43.3	11	3:28.7	+11.6	22
Cumulative Time			1:07:50.2	+4:25.0	22	1:11:25.6	+4:43.0	22	1:22:31.1	+5:54.4	24	1:25:53.7	+6:16.2	24
Sector Time			11:06.2	+52.7	23	3:35.4	+19.0	29	11:05.5	+1:12.2	18	3:22.6	+22.2	24
25	23	ESCHER Toni	GER						1:25:54.3	+6:16.8			25	
Cumulative Time			10:16.8	+18.1	27	13:36.4	+25.6	26	24:37.0	+1:27.2	24	28:06.7	+1:41.5	27
Sector Time			10:16.8	+18.1	27	3:19.6	+10.7	28	11:00.6	+1:04.1	26	3:29.7	+16.2	32
Cumulative Time			39:10.3	+2:42.5	25	42:33.9	+2:51.5	25	53:38.9	+3:47.0	27	57:06.5	+3:55.4	26
Sector Time			11:03.6	+1:01.4	24	3:23.6	+9.7	21	11:05.0	+56.1	19	3:27.6	+10.5	19
Cumulative Time			1:08:07.2	+4:42.0	25	1:11:34.0	+4:51.4	24	1:22:32.6	+5:55.9	26	1:25:54.3	+6:16.8	25
Sector Time			11:00.7	+47.2	18	3:26.8	+10.4	16	10:58.6	+1:05.3	17	3:21.7	+21.3	23
26	18	ALRAUN Fabian	GER						1:25:55.8	+6:18.3			26	
Cumulative Time			10:29.8	+31.1	32	13:53.9	+43.1	31	24:48.3	+1:38.5	28	28:15.0	+1:49.8	28
Sector Time			10:29.8	+31.1	32	3:24.1	+15.2	32	10:54.4	+57.9	24	3:26.7	+13.2	29
Cumulative Time			39:11.5	+2:43.7	26	42:34.4	+2:52.0	26	53:37.1	+3:45.2	25	57:05.8	+3:54.7	25
Sector Time			10:56.5	+54.3	19	3:22.9	+9.0	17	11:02.7	+53.8	17	3:28.7	+11.6	22
Cumulative Time			1:08:06.9	+4:41.7	24	1:11:34.8	+4:52.2	25	1:22:31.8	+5:55.1	25	1:25:55.8	+6:18.3	26
Sector Time			11:01.1	+47.6	20	3:27.9	+11.5	18	10:57.0	+1:03.7	16	3:24.0	+23.6	26
27	54	PSENICKA Jakub	CZE						1:26:51.7	+7:14.2			27	
Cumulative Time			10:06.9	+8.2	20	13:22.6	+11.8	21	24:11.8	+1:02.0	22	27:37.6	+1:12.4	22
Sector Time			10:06.9	+8.2	20	3:15.7	+6.8	21	10:49.2	+52.7	23	3:25.8	+12.3	24
Cumulative Time			38:40.0	+2:12.2	23	42:09.7	+2:27.3	23	53:22.0	+3:30.1	24	56:57.5	+3:46.4	24
Sector Time			11:02.4	+1:00.2	22	3:29.7	+15.8	28	11:12.3	+1:03.4	25	3:35.5	+18.4	33
Cumulative Time			1:08:02.9	+4:37.7	23	1:11:39.0	+4:56.4	27	1:23:07.6	+6:30.9	27	1:26:51.7	+7:14.2	27
Sector Time			11:05.4	+51.9	21	3:36.1	+19.7	32	11:28.6	+1:35.3	29	3:44.1	+43.7	42
28	51	WEISHAEUPL Andreas	GER						1:28:07.0	+8:29.5			28	
Cumulative Time			10:28.5	+29.8	31	13:54.6	+43.8	32	25:02.1	+1:52.3	31	28:28.6	+2:03.4	30
Sector Time			10:28.5	+29.8	31	3:26.1	+17.2	35	11:07.5	+1:11.0	28	3:26.5	+13.0	28
Cumulative Time			39:44.7	+3:16.9	29	43:17.1	+3:34.7	29	54:38.9	+4:47.0	29	58:18.1	+5:07.0	29
Sector Time			11:16.1	+1:13.9	27	3:32.4	+18.5	33	11:21.8	+1:12.9	28	3:39.2	+22.1	37
Cumulative Time			1:09:29.2	+6:04.0	28	1:13:05.1	+6:22.5	28	1:24:30.8	+7:54.1	28	1:28:07.0	+8:29.5	28
Sector Time			11:11.1	+57.6	25	3:35.9	+19.5	31	11:25.7	+1:32.4	28	3:36.2	+35.8	37





Almaty 2017

28th WINTER UNIVERSIADE

WED 8 FEB 2017

Start Time 10:00 / End Time 12:08

Competition Analysis

Rank	Bib	Name	Country Code						Finish Time	Behind			Rank
			2.6 / 12.6 / 22.6 km			5.0 / 15.0 / 25.0 km				7.6 / 17.6 / 27.6 km			
		Time	Behind	Rk	Time	Behind	Rk	Time	Behind	Rk	Time	Behind	Rk
29	46	BATMUNKH Achbadrakh	MGL						1:28:21.3	+8:43.8			29
Cumulative Time		10:08.5	+9.8	23	13:36.4	+25.6	27	25:00.6	+1:50.8	30	28:31.2	+2:06.0	31
Sector Time		10:08.5	+9.8	23	3:27.9	+19.0	38	11:24.2	+1:27.7	33	3:30.6	+17.1	36
Cumulative Time		39:52.9	+3:25.1	31	43:28.9	+3:46.5	31	55:00.7	+5:08.8	31	58:40.8	+5:29.7	31
Sector Time		11:21.7	+1:19.5	30	3:36.0	+22.1	41	11:31.8	+1:22.9	31	3:40.1	+23.0	39
Cumulative Time		1:09:59.6	+6:34.4	30	1:13:35.4	+6:52.8	30	1:24:46.0	+8:09.3	29	1:28:21.3	+8:43.8	29
Sector Time		11:18.8	+1:05.3	27	3:35.8	+19.4	30	11:10.6	+1:17.3	23	3:35.3	+34.9	36
30	40	LAZORAK Volodymyr	UKR						1:28:45.4	+9:07.9			30
Cumulative Time		10:16.5	+17.8	26	13:34.2	+23.4	25	24:39.2	+1:29.4	27	28:05.6	+1:40.4	26
Sector Time		10:16.5	+17.8	26	3:17.7	+8.8	25	11:05.0	+1:08.5	27	3:26.4	+12.9	27
Cumulative Time		39:17.6	+2:49.8	28	42:50.3	+3:07.9	28	54:29.1	+4:37.2	28	58:03.9	+4:52.8	28
Sector Time		11:12.0	+1:09.8	26	3:32.7	+18.8	35	11:38.8	+1:29.9	34	3:34.8	+17.7	31
Cumulative Time		1:09:47.5	+6:22.3	29	1:13:27.1	+6:44.5	29	1:25:03.8	+8:27.1	30	1:28:45.4	+9:07.9	30
Sector Time		11:43.6	+1:30.1	34	3:39.6	+23.2	37	11:36.7	+1:43.4	31	3:41.6	+41.2	41
31	44	ALRAUN Tobias	GER						1:29:01.5	+9:24.0			31
Cumulative Time		10:19.8	+21.1	28	13:39.4	+28.6	28	24:52.7	+1:42.9	29	28:22.8	+1:57.6	29
Sector Time		10:19.8	+21.1	28	3:19.6	+10.7	28	11:13.3	+1:16.8	30	3:30.1	+16.6	33
Cumulative Time		39:48.1	+3:20.3	30	43:18.8	+3:36.4	30	54:51.1	+4:59.2	30	58:26.0	+5:14.9	30
Sector Time		11:25.3	+1:23.1	31	3:30.7	+16.8	29	11:32.3	+1:23.4	32	3:34.9	+17.8	32
Cumulative Time		1:10:02.3	+6:37.1	31	1:13:36.0	+6:53.4	31	1:25:28.6	+8:51.9	31	1:29:01.5	+9:24.0	31
Sector Time		11:36.3	+1:22.8	31	3:33.7	+17.3	27	11:52.6	+1:59.3	36	3:32.9	+32.5	33
32	30	JAKELIUNAS Lukas	LTU						1:29:10.4	+9:32.9			32
Cumulative Time		10:33.5	+34.8	33	13:57.9	+47.1	34	25:23.3	+2:13.5	32	28:54.6	+2:29.4	32
Sector Time		10:33.5	+34.8	33	3:24.4	+15.5	33	11:25.4	+1:28.9	34	3:31.3	+17.8	37
Cumulative Time		40:27.2	+3:59.4	32	43:58.5	+4:16.1	33	55:26.9	+5:35.0	33	59:00.1	+5:49.0	33
Sector Time		11:32.6	+1:30.4	33	3:31.3	+17.4	31	11:28.4	+1:19.5	30	3:33.2	+16.1	29
Cumulative Time		1:10:27.1	+7:01.9	32	1:14:01.8	+7:19.2	32	1:25:44.2	+9:07.5	32	1:29:10.4	+9:32.9	32
Sector Time		11:27.0	+1:13.5	29	3:34.7	+18.3	28	11:42.4	+1:49.1	32	3:26.2	+25.8	27
33	33	LITVIN Vladyslav	UKR						1:29:43.1	+10:05.6			33
Cumulative Time		10:34.2	+35.5	34	13:57.2	+46.4	33	25:24.9	+2:15.1	33	28:55.4	+2:30.2	34
Sector Time		10:34.2	+35.5	34	3:23.0	+14.1	30	11:27.7	+1:31.2	36	3:30.5	+17.0	35
Cumulative Time		40:30.3	+4:02.5	33	43:57.4	+4:15.0	32	55:14.0	+5:22.1	32	58:48.7	+5:37.6	32
Sector Time		11:34.9	+1:32.7	36	3:27.1	+13.2	26	11:16.6	+1:07.7	27	3:34.7	+17.6	30
Cumulative Time		1:10:31.0	+7:05.8	33	1:14:11.7	+7:29.1	33	1:26:05.6	+9:28.9	33	1:29:43.1	+10:05.6	33
Sector Time		11:42.3	+1:28.8	33	3:40.7	+24.3	41	11:53.9	+2:00.6	38	3:37.5	+37.1	38
34	49	DUMAS William	CAN						1:30:26.6	+10:49.1			34
Cumulative Time		10:54.4	+55.7	41	14:18.1	+1:07.3	39	25:44.1	+2:34.3	37	29:10.3	+2:45.1	38
Sector Time		10:54.4	+55.7	41	3:23.7	+14.8	31	11:26.0	+1:29.5	35	3:26.2	+12.7	26
Cumulative Time		40:45.5	+4:17.7	37	44:17.3	+4:34.9	36	56:01.3	+6:09.4	36	59:42.6	+6:31.5	35
Sector Time		11:35.2	+1:33.0	37	3:31.8	+17.9	32	11:44.0	+1:35.1	37	3:41.3	+24.2	40
Cumulative Time		1:11:33.9	+8:08.7	37	1:15:10.6	+8:28.0	35	1:26:58.7	+10:22.0	35	1:30:26.6	+10:49.1	34
Sector Time		11:51.3	+1:37.8	39	3:36.7	+20.3	34	11:48.1	+1:54.8	33	3:27.9	+27.5	28
35	45	RISETH Jonas	NOR						1:30:28.0	+10:50.5			35
Cumulative Time		10:44.2	+45.5	37	14:15.9	+1:05.1	38	25:44.3	+2:34.5	38	29:15.6	+2:50.4	39
Sector Time		10:44.2	+45.5	37	3:31.7	+22.8	44	11:28.4	+1:31.9	38	3:31.3	+17.8	37
Cumulative Time		40:52.4	+4:24.6	38	44:26.5	+4:44.1	38	56:09.4	+6:17.5	37	59:46.9	+6:35.8	37
Sector Time		11:36.8	+1:34.6	38	3:34.1	+20.2	38	11:42.9	+1:34.0	36	3:37.5	+20.4	34
Cumulative Time		1:11:31.0	+8:05.8	36	1:15:10.0	+8:27.4	34	1:26:58.4	+10:21.7	34	1:30:28.0	+10:50.5	35
Sector Time		11:44.1	+1:30.6	35	3:39.0	+22.6	36	11:48.4	+1:55.1	34	3:29.6	+29.2	29



FISU Partners

SAMRUK KAZHYNA
QOZI ETIQUO QOZIMEN
NATSIONAL WELFARE FUND
"SAMRUK KAZHYNA"

Coca-Cola

TECHNODOM
Doing everything with love!

БИРАЖ

EMS KAZPOST

Dr.WEB®
Антипух



Almaty 2017

28th WINTER UNIVERSIADE

WED 8 FEB 2017

Start Time 10:00 / End Time 12:08

Competition Analysis

Rank	Bib	Name	Country Code						Finish Time	Behind		Rank		
			2.6 / 12.6 / 22.6 km			5.0 / 15.0 / 25.0 km			7.6 / 17.6 / 27.6 km			10.0 / 20.0 / 30.0 km		
			Time	Behind	Rk	Time	Behind	Rk	Time	Behind	Rk	Time	Behind	Rk
36	56	BECCHIS Emanuele	ITA						1:30:59.1	+11:21.6		36		
Cumulative Time		10:58.4	+59.7	47	14:24.5	+1:13.7	41	25:44.9	+2:35.1	39	29:09.4	+2:44.2	37	
Sector Time		10:58.4	+59.7	47	3:26.1	+17.2	35	11:20.4	+1:23.9	32	3:24.5	+11.0	22	
Cumulative Time		40:44.2	+4:16.4	36	44:17.9	+4:35.5	37	55:59.4	+6:07.5	35	59:43.3	+6:32.2	36	
Sector Time		11:34.8	+1:32.6	35	3:33.7	+19.8	36	11:41.5	+1:32.6	35	3:43.9	+26.8	42	
Cumulative Time		1:11:30.8	+8:05.6	35	1:15:11.3	+8:28.7	36	1:27:26.6	+10:49.9	36	1:30:59.1	+11:21.6	36	
Sector Time		11:47.5	+1:34.0	38	3:40.5	+24.1	39	12:15.3	+2:22.0	42	3:32.5	+32.1	32	
37	48	MICHALOVSKY Rudolf	SVK						1:31:00.3	+11:22.8		37		
Cumulative Time		10:52.7	+54.0	39	14:11.8	+1:01.0	37	25:42.4	+2:32.6	36	29:01.1	+2:35.9	36	
Sector Time		10:52.7	+54.0	39	3:19.1	+10.2	26	11:30.6	+1:34.1	40	3:18.7	+5.2	9	
Cumulative Time		40:32.4	+4:04.6	35	44:03.2	+4:20.8	34	56:20.6	+6:28.7	38	59:52.0	+6:40.9	38	
Sector Time		11:31.3	+1:29.1	32	3:30.8	+16.9	30	12:17.4	+2:08.5	46	3:31.4	+14.3	28	
Cumulative Time		1:11:59.4	+8:34.2	38	1:15:36.0	+8:53.4	38	1:27:47.4	+11:10.7	39	1:31:00.3	+11:22.8	37	
Sector Time		12:07.4	+1:53.9	44	3:36.6	+20.2	33	12:11.4	+2:18.1	40	3:12.9	+12.5	9	
38	36	THOMPSON Conor	CAN						1:31:02.8	+11:25.3		38		
Cumulative Time		10:34.9	+36.2	35	14:05.1	+54.3	36	25:25.4	+2:15.6	34	28:58.3	+2:33.1	35	
Sector Time		10:34.9	+36.2	35	3:30.2	+21.3	40	11:20.3	+1:23.8	31	3:32.9	+19.4	40	
Cumulative Time		40:31.5	+4:03.7	34	44:04.1	+4:21.7	35	55:40.6	+5:48.7	34	59:23.3	+6:12.2	34	
Sector Time		11:33.2	+1:31.0	34	3:32.6	+18.7	34	11:36.5	+1:27.6	33	3:42.7	+25.6	41	
Cumulative Time		1:11:28.1	+8:02.9	34	1:15:17.3	+8:34.7	37	1:27:28.4	+10:51.7	37	1:31:02.8	+11:25.3	38	
Sector Time		12:04.8	+1:51.3	43	3:49.2	+32.8	45	12:11.1	+2:17.8	39	3:34.4	+34.0	34	
39	55	URTNASAN Batjargal	MGL						1:31:18.9	+11:41.4		39		
Cumulative Time		10:57.2	+58.5	44	14:31.5	+1:20.7	47	26:00.5	+2:50.7	41	29:32.8	+3:07.6	41	
Sector Time		10:57.2	+58.5	44	3:34.3	+25.4	48	11:29.0	+1:32.5	39	3:32.3	+18.8	39	
Cumulative Time		41:27.6	+4:59.8	39	45:03.4	+5:21.0	39	57:03.3	+7:11.4	39	1:00:43.2	+7:32.1	39	
Sector Time		11:54.8	+1:52.6	40	3:35.8	+21.9	40	11:59.9	+1:51.0	39	3:39.9	+22.8	38	
Cumulative Time		1:12:35.6	+9:10.4	39	1:16:13.5	+9:30.9	39	1:27:47.2	+11:10.5	38	1:31:18.9	+11:41.4	39	
Sector Time		11:52.4	+1:38.9	40	3:37.9	+21.5	35	11:33.7	+1:40.4	30	3:31.7	+31.3	31	
40	39	MORIN Alexis	CAN						1:31:43.5	+12:06.0		40		
Cumulative Time		10:58.3	+59.6	46	14:23.6	+1:12.8	40	25:51.6	+2:41.8	40	29:29.8	+3:04.6	40	
Sector Time		10:58.3	+59.6	46	3:25.3	+16.4	34	11:28.0	+1:31.5	37	3:38.2	+24.7	41	
Cumulative Time		41:45.7	+5:17.9	41	45:25.4	+5:43.0	42	57:26.5	+7:34.6	41	1:01:05.4	+7:54.3	41	
Sector Time		12:15.9	+2:13.7	43	3:39.7	+25.8	43	12:01.1	+1:52.2	41	3:38.9	+21.8	36	
Cumulative Time		1:12:45.7	+9:20.5	41	1:16:26.3	+9:43.7	41	1:28:19.6	+11:42.9	40	1:31:43.5	+12:06.0	40	
Sector Time		11:40.3	+1:26.8	32	3:40.6	+24.2	40	11:53.3	+2:00.0	37	3:23.9	+23.5	25	
41	57	BAASANSUREN Amarsanaa	MGL						1:32:08.1	+12:30.6		41		
Cumulative Time		10:52.1	+53.4	38	14:32.5	+1:21.7	48	26:05.8	+2:56.0	42	29:50.2	+3:25.0	42	
Sector Time		10:52.1	+53.4	38	3:40.4	+31.5	50	11:33.3	+1:36.8	41	3:44.4	+30.9	47	
Cumulative Time		41:35.1	+5:07.3	40	45:11.8	+5:29.4	40	57:04.9	+7:13.0	40	1:00:43.3	+7:32.2	40	
Sector Time		11:44.9	+1:42.7	39	3:36.7	+22.8	42	11:53.1	+1:44.2	38	3:38.4	+21.3	35	
Cumulative Time		1:12:36.7	+9:11.5	40	1:16:16.8	+9:34.2	40	1:28:28.9	+11:52.2	41	1:32:08.1	+12:30.6	41	
Sector Time		11:53.4	+1:39.9	41	3:40.1	+23.7	38	12:12.1	+2:18.8	41	3:39.2	+38.8	40	
42	41	POMEROY Carrington	CAN						1:33:24.6	+13:47.1		42		
Cumulative Time		10:55.0	+56.3	42	14:27.4	+1:16.6	43	26:33.3	+3:23.5	46	30:26.1	+4:00.9	47	
Sector Time		10:55.0	+56.3	42	3:32.4	+23.5	46	12:05.9	+2:09.4	46	3:52.8	+39.3	52	
Cumulative Time		42:43.5	+6:15.7	46	46:26.7	+6:44.3	46	58:29.4	+8:37.5	43	1:02:16.0	+9:04.9	43	
Sector Time		12:17.4	+2:15.2	45	3:43.2	+29.3	46	12:02.7	+1:53.8	42	3:46.6	+29.5	46	
Cumulative Time		1:14:01.5	+10:36.3	43	1:17:47.6	+11:05.0	42	1:29:39.6	+13:02.9	42	1:33:24.6	+13:47.1	42	
Sector Time		11:45.5	+1:32.0	36	3:46.1	+29.7	43	11:52.0	+1:58.7	35	3:45.0	+44.6	43	





Competition Analysis

Rank	Bib	Name	Country Code			Finish Time			Behind			Rank	
		2.6 / 12.6 / 22.6 km			5.0 / 15.0 / 25.0 km			7.6 / 17.6 / 27.6 km			10.0 / 20.0 / 30.0 km		
		Time Behind Rk			Time Behind Rk			Time Behind Rk			Time Behind Rk		
43	52	SHIELDS Gavin	CAN			1:34:10.8			+14:33.3			43	
Cumulative Time		10:57.8	+59.1	45	14:28.8	+1:18.0	45	26:42.4	+3:32.6	47	30:25.5	+4:00.3	46
Sector Time		10:57.8	+59.1	45	3:31.0	+22.1	42	12:13.6	+2:17.1	47	3:43.1	+29.6	45
Cumulative Time		42:42.3	+6:14.5	45	46:26.7	+6:44.3	45	58:30.4	+8:38.5	44	1:02:16.7	+9:05.6	44
Sector Time		12:16.8	+2:14.6	44	3:44.4	+30.5	47	12:03.7	+1:54.8	43	3:46.3	+29.2	45
Cumulative Time		1:14:11.4	+10:46.2	44	1:17:52.4	+11:09.8	44	1:30:22.7	+13:46.0	43	1:34:10.8	+14:33.3	43
Sector Time		11:54.7	+1:41.2	42	3:41.0	+24.6	42	12:30.3	+2:37.0	44	3:48.1	+47.7	45
44	63	DU Yunpengfei	CHN			1:34:30.5			+14:53.0			44	
Cumulative Time		10:53.4	+54.7	40	14:26.3	+1:15.5	42	26:20.3	+3:10.5	44	29:59.2	+3:34.0	43
Sector Time		10:53.4	+54.7	40	3:32.9	+24.0	47	11:54.0	+1:57.5	44	3:38.9	+25.4	42
Cumulative Time		41:58.9	+5:31.1	43	45:32.7	+5:50.3	43	57:33.1	+7:41.2	42	1:01:25.8	+8:14.7	42
Sector Time		11:59.7	+1:57.5	41	3:33.8	+19.9	37	12:00.4	+1:51.5	40	3:52.7	+35.6	48
Cumulative Time		1:13:55.8	+10:30.6	42	1:17:48.3	+11:05.7	43	1:30:41.2	+14:04.5	44	1:34:30.5	+14:53.0	44
Sector Time		12:30.0	+2:16.5	47	3:52.5	+36.1	47	12:52.9	+2:59.6	46	3:49.3	+48.9	46
45	64	NIE Han	CHN			1:34:31.4			+14:53.9			45	
Cumulative Time		11:00.0	+1:01.3	48	14:29.3	+1:18.5	46	26:30.1	+3:20.3	45	30:16.1	+3:50.9	45
Sector Time		11:00.0	+1:01.3	48	3:29.3	+20.4	39	12:00.8	+2:04.3	45	3:46.0	+32.5	48
Cumulative Time		42:35.0	+6:07.2	44	46:17.1	+6:34.7	44	58:31.4	+8:39.5	45	1:02:16.7	+9:05.6	44
Sector Time		12:18.9	+2:16.7	46	3:42.1	+28.2	45	12:14.3	+2:05.4	45	3:45.3	+28.2	44
Cumulative Time		1:14:26.4	+11:01.2	45	1:18:15.5	+11:32.9	45	1:30:44.7	+14:08.0	45	1:34:31.4	+14:53.9	45
Sector Time		12:09.7	+1:56.2	46	3:49.1	+32.7	44	12:29.2	+2:35.9	43	3:46.7	+46.3	44
46	60	HULBAK Ole Sollien	NOR			1:35:18.2			+15:40.7			46	
Cumulative Time		11:12.0	+1:13.3	49	14:42.6	+1:31.8	49	27:08.3	+3:58.5	48	30:50.4	+4:25.2	48
Sector Time		11:12.0	+1:13.3	49	3:30.6	+21.7	41	12:25.7	+2:29.2	49	3:42.1	+28.6	43
Cumulative Time		43:47.7	+7:19.9	48	47:28.7	+7:46.3	48	1:00:12.8	+10:20.9	48	1:03:43.1	+10:32.0	47
Sector Time		12:57.3	+2:55.1	50	3:41.0	+27.1	44	12:44.1	+2:35.2	47	3:30.3	+13.2	27
Cumulative Time		1:15:28.9	+12:03.7	47	1:19:02.5	+12:19.9	47	1:31:40.4	+15:03.7	46	1:35:18.2	+15:40.7	46
Sector Time		11:45.8	+1:32.3	37	3:33.6	+17.2	26	12:37.9	+2:44.6	45	3:37.8	+37.4	39
47	53	WISWELL Sam	USA			1:36:08.5			+16:31.0			47	
Cumulative Time		11:19.7	+1:21.0	50	15:02.6	+1:51.8	50	27:17.0	+4:07.2	49	31:00.3	+4:35.1	49
Sector Time		11:19.7	+1:21.0	50	3:42.9	+34.0	52	12:14.4	+2:17.9	48	3:43.3	+29.8	46
Cumulative Time		43:05.0	+6:37.2	47	46:51.3	+7:08.9	47	59:01.8	+9:09.9	46	1:02:50.8	+9:39.7	46
Sector Time		12:04.7	+2:02.5	42	3:46.3	+32.4	48	12:10.5	+2:01.6	44	3:49.0	+31.9	47
Cumulative Time		1:14:58.4	+11:33.2	46	1:18:49.8	+12:07.2	46	1:32:06.0	+15:29.3	47	1:36:08.5	+16:31.0	47
Sector Time		12:07.6	+1:54.1	45	3:51.4	+35.0	46	13:16.2	+3:22.9	47	4:02.5	+1:02.1	47
48	65	HANSON Leif	USA			LAP						48	
Cumulative Time		12:07.3	+2:08.6	51	15:50.2	+2:39.4	53	28:19.6	+5:09.8	50	32:02.1	+5:36.9	50
Sector Time		12:07.3	+2:08.6	51	3:42.9	+34.0	52	12:29.4	+2:32.9	50	3:42.5	+29.0	44
Cumulative Time		44:41.5	+8:13.7	49	48:27.9	+8:45.5	49	1:01:19.5	+11:27.6	49	1:05:03.4	+11:52.3	48
Sector Time		12:39.4	+2:37.2	47	3:46.4	+32.5	49	12:51.6	+2:42.7	48	3:43.9	+26.8	42
Cumulative Time		1:18:13.3	+14:48.1	48									
Sector Time		13:09.9	+2:56.4	48									
49	66	WOLFENDEN Imran	USA			LAP						49	
Cumulative Time		12:07.6	+2:08.9	52	15:49.5	+2:38.7	52	28:59.2	+5:49.4	51	32:48.9	+6:23.7	51
Sector Time		12:07.6	+2:08.9	52	3:41.9	+33.0	51	13:09.7	+3:13.2	51	3:49.7	+36.2	51
Cumulative Time		45:44.2	+9:16.4	50	49:33.5	+9:51.1	50	1:03:03.0	+13:11.1	50			
Sector Time		12:55.3	+2:53.1	49	3:49.3	+35.4	50	13:29.5	+3:20.6	49			
Cumulative Time													
Sector Time													



Competition Analysis

Rank	Bib	Name	Country Code			Finish Time			Behind			Rank		
			2.6 / 12.6 / 22.6 km			5.0 / 15.0 / 25.0 km			7.6 / 17.6 / 27.6 km				10.0 / 20.0 / 30.0 km	
			Time	Behind	Rk	Time	Behind	Rk	Time	Behind	Rk	Time	Behind	Rk
50	59	STANEK Nejc	SLO			LAP						50		
		Cumulative Time	12:25.3	+2:26.6	54	16:20.2	+3:09.4	54	30:27.3	+7:17.5	53	34:24.3	+7:59.1	53
		Sector Time	12:25.3	+2:26.6	54	3:54.9	+46.0	54	14:07.1	+4:10.6	54	3:57.0	+43.5	53
		Cumulative Time	48:18.5	+11:50.7	53	52:17.8	+12:35.4	52						
		Sector Time	13:54.2	+3:52.0	53	3:59.3	+45.4	52						
		Cumulative Time												
		Sector Time												
51	58	BUKI Adam	HUN			LAP						51		
		Cumulative Time	13:02.0	+3:03.3	55	17:01.1	+3:50.3	55	30:30.2	+7:20.4	54	34:32.9	+8:07.7	54
		Sector Time	13:02.0	+3:03.3	55	3:59.1	+50.2	55	13:29.1	+3:32.6	53	4:02.7	+49.2	54
		Cumulative Time	48:15.8	+11:48.0	52	52:20.6	+12:38.2	53						
		Sector Time	13:42.9	+3:40.7	52	4:04.8	+50.9	53						
		Cumulative Time												
		Sector Time												
Did Not Finish														
28	BJERKRHEIM Kjetil Andre			NOR										
		Cumulative Time	10:22.5	+23.8	29	13:41.8	+31.0	29	25:34.8	+2:25.0	35	28:55.4	+2:30.2	33
		Sector Time	10:22.5	+23.8	29	3:19.3	+10.4	27	11:53.0	+1:56.5	43	3:20.6	+7.1	16
		Cumulative Time	41:50.1	+5:22.3	42	45:25.2	+5:42.8	41	59:53.7	+10:01.8	47			
		Sector Time	12:54.7	+2:52.5	48	3:35.1	+21.2	39	14:28.5	+4:19.6	50			
		Cumulative Time												
		Sector Time												
31	DU PASQUIER Arnaud			SUI										
		Cumulative Time	10:01.6	+2.9	10	13:12.2	+1.4	8						
		Sector Time	10:01.6	+2.9	10	3:10.6	+1.7	3						
		Cumulative Time												
		Sector Time												
		Cumulative Time												
		Sector Time												
61	CARLET Alessandro			ITA										
		Cumulative Time	12:10.0	+2:11.3	53	15:49.4	+2:38.6	51	29:14.6	+6:04.8	52	33:01.4	+6:36.2	52
		Sector Time	12:10.0	+2:11.3	53	3:39.4	+30.5	49	13:25.2	+3:28.7	52	3:46.8	+33.3	49
		Cumulative Time	46:18.0	+9:50.2	51	50:07.7	+10:25.3	51						
		Sector Time	13:16.6	+3:14.4	51	3:49.7	+35.8	51						
		Cumulative Time												
		Sector Time												
67	MONTGOMERY Nick			AUS										
		Cumulative Time	10:56.0	+57.3	43	14:28.0	+1:17.2	44	26:18.0	+3:08.2	43	30:06.7	+3:41.5	44
		Sector Time	10:56.0	+57.3	43	3:32.0	+23.1	45	11:50.0	+1:53.5	42	3:48.7	+35.2	50
		Cumulative Time												
		Sector Time												
		Cumulative Time												
		Sector Time												



Competition Analysis

Rank	Bib	Name	Country Code			Finish Time			Behind			Rank
			2.6 / 12.6 / 22.6 km	5.0 / 15.0 / 25.0 km	7.6 / 17.6 / 27.6 km	10.0 / 20.0 / 30.0 km						
			Time	Behind	Rk	Time	Behind	Rk	Time	Behind	Rk	

Did Not Start

3		BABA Naoto										
6		MALYSHEV Alexandr										
8		GRAV Joergen										
9		GRAEF Jakub										
15		KLIMIN Olzhas										
16		VORANAU Aliaksandr										
27		SALADKOU Aliaksandr										
29		YAKIMENKA Dzmitry										
42		HAMMER Simon										
43		WINKER Christian										
50		TIMMONS Will										
62		CASCAGNETTE Jordan										

Legend		Rk	Rank
LAP	Lapped		

8 FEB 2017 / Almaty (KAZ) / 3128

CCSM30KMMS-----FNL-000100--_77A 1.0

Report Created WED 8 FEB 2017 12:12

Page 9/9





Almaty 2017

28TH WINTER UNIVERSIADE



CROSS-COUNTRY SKIING

Men's 4x7.5km Relay



Results

Jury Information				Course Information			
FIS Technical Delegate	LUSTREK Marko (SLO)			Name:	2.5 km red / 2.5 km blue		
FISU Race Director	KIELPINSKA Zofia (POL)			Height Difference (HD):	42m / 48m		
FIS Assistant Technical Delegate	OFSTAD Sylvi Pettersen (NOR)			Maximum Climb (MC):	33m / 36m		
Assistant TD Nat.	KOLOMEYETS Oleg (KAZ)			Total Climb (TC):	87m / 87m		
Chief of Competition	VELECHSHUK Alexandr (KAZ)			Length of Lap:	2480m / 2564m		
				Number of Laps:	3 / 3		

Rank	Bib Leg	Country Bib Colour/ Technique	Name	Leg			Time Team		Behind
				Time	Rank	Behind	Time	Rank	Behind
1	1	RUS - RUSSIAN FEDERATION					1:12:49.3	0.0	
	1-1	r / C	BEREZIN Egor	17:06.8	3	+0.5	17:06.8	3	+0.5
	1-2	g / C	GONTAR Valeriy	16:55.4	1	0.0	34:02.2	1	0.0
	1-3	y / F	VICHUZHANIN Kirill	19:07.1	2	+8.2	53:09.3	2	+0.3
	1-4	b / F	ROSTOVTSEV Dmitriy	19:40.0	1	0.0	1:12:49.3	1	0.0
2	2	KAZ - KAZAKHSTAN					1:12:51.1	+1.8	
	2-1	r / C	MALYSHEV Sergey	17:06.3	=1	0.0	17:06.3	=1	0.0
	2-2	g / C	PUKHKALO Vitaliy	17:03.8	2	+8.4	34:10.1	2	+7.9
	2-3	y / F	MUKHIN Rinat	18:58.9	1	0.0	53:09.0	1	0.0
	2-4	b / F	KLIMIN Olzhas	19:42.1	2	+2.1	1:12:51.1	2	+1.8
3	3	CZE - CZECH REPUBLIC					1:14:51.8	+2:02.5	
	3-1	r / C	ANTOS Jakub	17:07.4	5	+1.1	17:07.4	5	+1.1
	3-2	g / C	RYPL Miroslav	17:42.7	6	+47.3	34:50.1	6	+47.9
	3-3	y / F	PSENICKA Jakub	20:15.6	6	+1:16.7	55:05.7	6	+1:56.7
	3-4	b / F	GRAEF Jakub	19:46.1	3	+6.1	1:14:51.8	3	+2:02.5
4	5	JPN - JAPAN					1:14:52.9	+2:03.6	
	5-1	r / C	FUJINOKI Hikari	17:09.8	6	+3.5	17:09.8	6	+3.5
	5-2	g / C	UDA Akihito	17:18.0	3	+22.6	34:27.8	3	+25.6
	5-3	y / F	BABA Naoto	19:56.0	3	+57.1	54:23.8	3	+1:14.8
	5-4	b / F	SUZUKI Takahiro	20:29.1	4	+49.1	1:14:52.9	4	+2:03.6
5	13	BLR - BELARUS					1:15:52.4	+3:03.1	
	13-1	r / C	VORANAU Aliaksandr	17:07.1	4	+0.8	17:07.1	4	+0.8
	13-2	g / C	SALADKOU Aliaksandr	17:40.8	4	+45.4	34:47.9	4	+45.7
	13-3	y / F	YAKIMENKA Dzmitry	20:05.5	4	+1:06.6	54:53.4	4	+1:44.4
	13-4	b / F	CHYCHYKAU Aleh	20:59.0	6	+1:19.0	1:15:52.4	5	+3:03.1
6	6	UKR - UKRAINE					1:16:11.9	+3:22.6	
	6-1	r / C	KRASOVSKYI Oleksii	17:06.3	=1	0.0	17:06.3	=1	0.0
	6-2	g / C	YAREMENKO Kostyantyn	17:42.3	5	+46.9	34:48.6	5	+46.4
	6-3	y / F	MARCHENKO Andriy	20:13.5	5	+1:14.6	55:02.1	5	+1:53.1
	6-4	b / F	CHELENKO Oleksandr	21:09.8	7	+1:29.8	1:16:11.9	6	+3:22.6
7	9	GER - GERMANY					1:17:44.9	+4:55.6	
	9-1	r / C	WINKER Christian	17:44.0	7	+37.7	17:44.0	7	+37.7
	9-2	g / C	STRUEBEL Josua	18:18.4	9	+1:23.0	36:02.4	7	+2:00.2
	9-3	y / F	ESCHER Toni	20:48.3	7	+1:49.4	56:50.7	7	+3:41.7
	9-4	b / F	WEISHAEUPL Andreas	20:54.2	5	+1:14.2	1:17:44.9	7	+4:55.6
8	10	SUI - SWITZERLAND					1:18:55.5	+6:06.2	
	10-1	r / C	DU PASQUIER Arnaud	18:24.7	10	+1:18.4	18:24.7	10	+1:18.4
	10-2	g / C	HAMMER Reto	18:12.0	7	+1:16.6	36:36.7	8	+2:34.5
	10-3	y / F	NICOLLIER Philippe	20:59.9	8	+2:01.0	57:36.6	8	+4:27.6
	10-4	b / F	HAMMER Simon	21:18.9	9	+1:38.9	1:18:55.5	8	+6:06.2



Results

Rank	Bib Leg	Country Bib Colour/ Technique	Name	Leg			Time Team			Behind
				Time	Rank	Behind	Time	Rank	Behind	
9	8	POL - POLAND						1:19:22.9	+6:33.6	
	8-1	r / C	BRIL Dawid	18:24.3	9	+1:18.0	18:24.3	9	+1:18.0	
	8-2	g / C	PRADZIAD Andrzej	18:12.7	8	+1:17.3	36:37.0	9	+2:34.8	
	8-3	y / F	RUCKI Bartlomiej	21:25.4	10	+2:26.5	58:02.4	9	+4:53.4	
	8-4	b / F	ANTOLEC Kacper	21:20.5	10	+1:40.5	1:19:22.9	9	+6:33.6	
10	7	NOR - NORWAY						1:20:35.7	+7:46.4	
	7-1	r / C	BJERKRHEIM Kjetil Andre	18:14.6	8	+1:08.3	18:14.6	8	+1:08.3	
	7-2	g / C	HULBAK Ole Sollien	19:32.8	11	+2:37.4	37:47.4	10	+3:45.2	
	7-3	y / F	RISETH Jonas	21:24.3	9	+2:25.4	59:11.7	10	+6:02.7	
	7-4	b / F	GRAV Joergen	21:24.0	11	+1:44.0	1:20:35.7	10	+7:46.4	
11	14	CAN - CANADA						1:22:52.2	+10:02.9	
	14-1	r / C	CASCAGNETTE Jordan	20:06.9	13	+3:00.6	20:06.9	13	+3:00.6	
	14-2	g / C	THOMPSON Conor	19:29.7	10	+2:34.3	39:36.6	12	+5:34.4	
	14-3	y / F	POMEROY Carrington	21:58.8	11	+2:59.9	1:01:35.4	11	+8:26.4	
	14-4	b / F	DUMAS William	21:16.8	8	+1:36.8	1:22:52.2	11	+10:02.9	
12	12	USA - UNITED STATES OF AMERICA						1:25:46.3	+12:57.0	
	12-1	r / C	VINCENT Mason	18:27.7	11	+1:21.4	18:27.7	11	+1:21.4	
	12-2	g / C	HANSON Leif	20:48.2	13	+3:52.8	39:15.9	11	+5:13.7	
	12-3	y / F	MOORE Cameron	23:56.4	13	+4:57.5	1:03:12.3	13	+10:03.3	
	12-4	b / F	TIMMONS Will	22:34.0	12	+2:54.0	1:25:46.3	12	+12:57.0	
13	11	KOR - REPUBLIC OF KOREA						1:27:13.0	+14:23.7	
	11-1	r / C	LEE Geon-yong	20:06.0	12	+2:59.7	20:06.0	12	+2:59.7	
	11-2	g / C	LEE Jae-bong	19:53.8	12	+2:58.4	39:59.8	13	+5:57.6	
	11-3	y / F	CHO Young-chan	22:32.3	12	+3:33.4	1:02:32.1	12	+9:23.1	
	11-4	b / F	LEE Ho-jin	24:40.9	13	+5:00.9	1:27:13.0	13	+14:23.7	

Did Not Start

4		FRA - FRANCE	
4-1	r / C	SCHWARTZ Louis	
4-2	g / C	POUYE Alexandre	
4-3	y / F	PHILIPOT Mickael	
4-4	b / F	GUIGONNET Loic	



Almaty 2017

28TH WINTER UNIVERSIADE

MON 6 FEB 2017

Start Time 13:30 / End Time 15:41

Results

Weather	Snow Condition	Temperatures		Competitors / Countries					
		Air	Snow	Entries	Ranked	DNS	DNF	DSQ	LAP
Sunny	Hard	-12.0°C	-11.0°C	56/14	52/13	4/1	0/0	0/0	0/0

FIS Technical Delegate

LUSTREK Marko (SLO)

Race Secretary

NEVZOROVA Anna (KAZ)

Legend

= Equal sign indicates that two or more competitors share the same rank
 C Classic
 DNS Did Not Start
 DSQ Disqualified
 g Green
 r Red

b Blue
 DNF Did Not Finish
 DQB Disqualification for unsportsmanlike behaviour
 F Free
 LAP Lapped
 y Yellow

WRITTEN REPRIMAND: VICHUZHANIN Kirill RUS - 343.3 Competitor did not wear correct BIB

6 FEB 2017 / Almaty (KAZ) / 3125

CCSM4x7.5KM-----FNL-000100--_73C 1.0

Report Created MON 6 FEB 2017 15:42

Page 3/3





Competition Analysis

Leg 1 Classic Technique

Rank	Bib	Name	Country Code									Total Time			Leg behind		Total Behind				
			1.2km			2.5km			3.7km			5.0km			6.2km			7.5km			
			Time	Behind	Rk	Time	Behind	Rk	Time	Behind	Rk	Time	Behind	Rk	Time	Behind	Rk	Time	Behind	Rk	
1	2	MALYSHEV Sergey	KAZ									17:06.3			0.0		0.0				
Team Time			3:00.7	+1.6	2	5:33.3	+0.5	2	8:46.4	0.0	1	11:18.1	0.0	1	14:31.1	0.0	1	17:06.3	0.0	1	
Leg Time																		17:06.3	0.0	1	
Sector Time			3:00.7	+1.6	2	2:32.6	+1.4	5	3:13.1	0.0	1	2:31.7	+1.5	5	3:13.0	0.0	1				
1	6	KRASOVSKYI Oleksii	UKR									17:06.3			0.0		0.0				
Team Time			3:02.1	+3.0	5	5:34.3	+1.5	5	8:48.3	+1.9	3	11:18.9	+0.8	3	14:33.3	+2.2	3	17:06.3	0.0	1	
Leg Time																		17:06.3	0.0	1	
Sector Time			3:02.1	+3.0	5	2:32.2	+1.0	2	3:14.0	+0.9	4	2:30.6	+0.4	3	3:14.4	+1.4	4				
3	1	BEREZIN Egor	RUS									17:06.8			+0.5		+0.5				
Team Time			3:01.4	+2.3	3	5:33.8	+1.0	3	8:47.6	+1.2	2	11:18.5	+0.4	2	14:32.3	+1.2	2	17:06.8	+0.5	3	
Leg Time																		17:06.8	+0.5	3	
Sector Time			3:01.4	+2.3	3	2:32.4	+1.2	4	3:13.8	+0.7	3	2:30.9	+0.7	4	3:13.8	+0.8	2				
4	13	VORANAU Aliaksandr	BLR									17:07.1			+0.8		+0.8				
Team Time			3:03.4	+4.3	8	5:34.6	+1.8	6	8:49.0	+2.6	4	11:19.3	+1.2	4	14:34.8	+3.7	4	17:07.1	+0.8	4	
Leg Time																		17:07.1	+0.8	4	
Sector Time			3:03.4	+4.3	8	2:31.2	0.0	1	3:14.4	+1.3	5	2:30.3	+0.1	2	3:15.5	+2.5	5				
5	3	ANTOS Jakub	CZE									17:07.4			+1.1		+1.1				
Team Time			3:01.9	+2.8	4	5:34.2	+1.4	4	8:49.8	+3.4	5	11:20.0	+1.9	5	14:39.5	+8.4	6	17:07.4	+1.1	5	
Leg Time																		17:07.4	+1.1	5	
Sector Time			3:01.9	+2.8	4	2:32.3	+1.1	3	3:15.6	+2.5	6	2:30.2	0.0	1	3:19.5	+6.5	6				
6	5	FUJINOKI Hikari	JPN									17:09.8			+3.5		+3.5				
Team Time			3:03.5	+4.4	9	5:37.3	+4.5	9	8:50.6	+4.2	6	11:23.4	+5.3	6	14:37.6	+6.5	5	17:09.8	+3.5	6	
Leg Time																		17:09.8	+3.5	6	
Sector Time			3:03.5	+4.4	9	2:33.8	+2.6	8	3:13.3	+0.2	2	2:32.8	+2.6	6	3:14.2	+1.2	3				
7	9	WINKER Christian	GER									17:44.0			+37.7		+37.7				
Team Time			3:02.6	+3.5	6	5:35.6	+2.8	7	8:53.7	+7.3	7	11:33.1	+15.0	7	15:01.0	+29.9	7	17:44.0	+37.7	7	
Leg Time																		17:44.0	+37.7	7	
Sector Time			3:02.6	+3.5	6	2:33.0	+1.8	6	3:18.1	+5.0	7	2:39.4	+9.2	7	3:27.9	+14.9	7				
8	7	BJERKRHEIM Kjetil Andre	NOR									18:14.6			+1:08.3		+1:08.3				
Team Time			2:59.1	0.0	1	5:32.8	0.0	1	9:07.3	+20.9	9	11:57.4	+39.3	9	15:31.0	+59.9	8	18:14.6	+1:08.3	8	
Leg Time																		18:14.6	+1:08.3	8	
Sector Time			2:59.1	0.0	1	2:33.7	+2.5	7	3:34.5	+21.4	11	2:50.1	+19.9	9	3:33.6	+20.6	8				
9	8	BRIL Dawid	POL									18:24.3			+1:18.0		+1:18.0				
Team Time			3:04.2	+5.1	10	5:39.5	+6.7	10	9:07.9	+21.5	10	11:59.1	+41.0	11	15:37.1	+1:06.0	10	18:24.3	+1:18.0	9	
Leg Time																		18:24.3	+1:18.0	9	
Sector Time			3:04.2	+5.1	10	2:35.3	+4.1	10	3:28.4	+15.3	9	2:51.2	+21.0	11	3:38.0	+25.0	9				
10	10	DU PASQUIER Arnaud	SUI									18:24.7			+1:18.4		+1:18.4				
Team Time			3:02.9	+3.8	7	5:37.1	+4.3	8	9:06.0	+19.6	8	11:57.1	+39.0	8	15:36.3	+1:05.2	9	18:24.7	+1:18.4	10	
Leg Time																		18:24.7	+1:18.4	10	
Sector Time			3:02.9	+3.8	7	2:34.2	+3.0	9	3:28.9	+15.8	10	2:51.1	+20.9	10	3:39.2	+26.2	10				
11	12	VINCENT Mason	USA									18:27.7			+1:21.4		+1:21.4				
Team Time			3:05.1	+6.0	12	5:42.8	+10.0	11	9:08.9	+22.5	11	11:58.0	+39.9	10	15:38.2	+1:07.1	11	18:27.7	+1:21.4	11	
Leg Time																		18:27.7	+1:21.4	11	
Sector Time			3:05.1	+6.0	12	2:37.7	+6.5	11	3:26.1	+13.0	8	2:49.1	+18.9	8	3:40.2	+27.2	11				
12	11	LEE Geon-yong	KOR									20:06.0			+2:59.7		+2:59.7				
Team Time			3:05.5	+6.4	13	5:47.3	+14.5	12	9:51.6	+1:05.2	12	13:03.2	+1:45.1	12	17:08.8	+2:37.7	12	20:06.0	+2:59.7	12	
Leg Time																		20:06.0	+2:59.7	12	
Sector Time			3:05.5	+6.4	13	2:41.8	+10.6	12	4:04.3	+51.2	12	3:11.6	+41.4	13	4:05.6	+52.6	13				



Competition Analysis

Rank	Bib	Name	Country Code									Total Time	Leg behind	Total Behind						
			1.2km			2.5km			3.7km						5.0km			6.2km		
			Time	Behind	Rk	Time	Behind	Rk	Time	Behind	Rk	Time	Behind	Rk	Time	Behind	Rk	Time	Behind	Rk
13	14	CASCAGNETTE Jordan	CAN									20:06.9	+3:00.6	+3:00.6						
Team Time			3:04.4	+5.3	11	5:47.6	+14.8	13	9:58.9	+1:12.5	13	13:08.7	+1:50.6	13	17:13.7	+2:42.6	13	20:06.9	+3:00.6	13
Leg Time																		20:06.9	+3:00.6	13
Sector Time			3:04.4	+5.3	11	2:43.2	+12.0	13	4:11.3	+58.2	13	3:09.8	+39.6	12	4:05.0	+52.0	12			
	4	SCHWARTZ Louis	FRA									DNS								



Competition Analysis

Leg 2 Classic Technique

Rank	Bib	Name	Country Code			Total Time			Leg behind			Total Behind						
			8.7km	10.0km	11.2km	12.5km	13.7km	15.0km	Time	Behind	Rk	Time	Behind	Rk				
1	1	GONTAR Valeriy	RUS			34:02.2			0.0			0.0						
Team Time	20:14.1	0.0	1	22:45.1	0.0	1	25:54.4	+0.7	2	28:23.8	+0.5	2	31:34.0	0.0	1	34:02.2	0.0	1
Leg Time																16:55.4	0.0	1
Sector Time	3:07.3	+5.4	3	2:31.0	+0.4	3	3:09.3	+1.1	2	2:29.4	+1.0	2	3:10.2	0.0	1			
2	2	PUKHKALO Vitaliy	KAZ			34:10.1			+8.4			+7.9						
Team Time	20:14.2	+0.1	2	22:45.5	+0.4	2	25:53.7	0.0	1	28:23.3	0.0	1	31:35.6	+1.6	2	34:10.1	+7.9	2
Leg Time																17:03.8	+8.4	2
Sector Time	3:07.9	+6.0	6	2:31.3	+0.7	4	3:08.2	0.0	1	2:29.6	+1.2	3	3:12.3	+2.1	2			
3	5	UDA Akihito	JPN			34:27.8			+22.6			+25.6						
Team Time	20:15.5	+1.4	6	22:46.1	+1.0	4	25:56.0	+2.3	4	28:24.4	+1.1	3	31:40.4	+6.4	3	34:27.8	+25.6	3
Leg Time																17:18.0	+22.6	3
Sector Time	3:05.7	+3.8	2	2:30.6	0.0	1	3:09.9	+1.7	4	2:28.4	0.0	1	3:16.0	+5.8	3			
4	13	SALADKOU Aliaksandr	BLR			34:47.9			+45.4			+45.7						
Team Time	20:14.8	+0.7	3	22:46.8	+1.7	5	25:56.4	+2.7	5	28:33.4	+10.1	5	32:06.1	+32.1	5	34:47.9	+45.7	4
Leg Time																17:40.8	+45.4	4
Sector Time	3:07.7	+5.8	5	2:32.0	+1.4	5	3:09.6	+1.4	3	2:37.0	+8.6	6	3:32.7	+22.5	7			
5	6	YAREMENKO Kostyantyn	UKR			34:48.6			+46.9			+46.4						
Team Time	20:15.4	+1.3	5	22:47.4	+2.3	6	25:57.6	+3.9	6	28:34.3	+11.0	6	32:04.9	+30.9	4	34:48.6	+46.4	5
Leg Time																17:42.3	+46.9	5
Sector Time	3:09.1	+7.2	7	2:32.0	+1.4	5	3:10.2	+2.0	6	2:36.7	+8.3	5	3:30.6	+20.4	6			
6	3	RYPL Miroslav	CZE			34:50.1			+47.3			+47.9						
Team Time	20:14.8	+0.7	3	22:45.7	+0.6	3	25:55.7	+2.0	3	28:31.2	+7.9	4	32:07.0	+33.0	6	34:50.1	+47.9	6
Leg Time																17:42.7	+47.3	6
Sector Time	3:07.4	+5.5	4	2:30.9	+0.3	2	3:10.0	+1.8	5	2:35.5	+7.1	4	3:35.8	+25.6	8			
7	9	STRUEBEL Josua	GER			36:02.4			+1:23.0			+2:00.2						
Team Time	20:45.9	+31.8	7	23:19.4	+34.3	7	26:45.8	+52.1	7	29:32.9	+1:09.6	7	33:12.7	+1:38.7	7	36:02.4	+2:00.2	7
Leg Time																18:18.4	+1:23.0	9
Sector Time	3:01.9	0.0	1	2:33.5	+2.9	7	3:26.4	+18.2	8	2:47.1	+18.7	9	3:39.8	+29.6	9			
8	10	HAMMER Reto	SUI			36:36.7			+1:16.6			+2:34.5						
Team Time	21:39.5	+1:25.4	10	24:16.7	+1:31.6	8	27:43.8	+1:50.1	9	30:25.4	+2:02.1	8	33:55.9	+2:21.9	9	36:36.7	+2:34.5	8
Leg Time																18:12.0	+1:16.6	7
Sector Time	3:14.8	+12.9	8	2:37.2	+6.6	8	3:27.1	+18.9	9	2:41.6	+13.2	7	3:30.5	+20.3	5			
9	8	PRADZIAD Andrzej	POL			36:37.0			+1:17.3			+2:34.8						
Team Time	21:39.3	+1:25.2	9	24:19.2	+1:34.1	9	27:43.0	+1:49.3	8	30:26.0	+2:02.7	9	33:53.0	+2:19.0	8	36:37.0	+2:34.8	9
Leg Time																18:12.7	+1:17.3	8
Sector Time	3:15.0	+13.1	9	2:39.9	+9.3	9	3:23.8	+15.6	7	2:43.0	+14.6	8	3:27.0	+16.8	4			
10	7	HULBAK Ole Sollien	NOR			37:47.4			+2:37.4			+3:45.2						
Team Time	21:38.2	+1:24.1	8	24:21.2	+1:36.1	10	28:09.6	+2:15.9	10	31:04.9	+2:41.6	10	34:56.7	+3:22.7	10	37:47.4	+3:45.2	10
Leg Time																19:32.8	+2:37.4	11
Sector Time	3:23.6	+21.7	10	2:43.0	+12.4	10	3:48.4	+40.2	12	2:55.3	+26.9	12	3:51.8	+41.6	11			
11	12	HANSON Leif	USA			39:15.9			+3:52.8			+5:13.7						
Team Time	22:04.1	+1:50.0	11	25:02.4	+2:17.3	11	29:00.1	+3:06.4	11	32:05.8	+3:42.5	11	36:04.7	+4:30.7	11	39:15.9	+5:13.7	11
Leg Time																20:48.2	+3:52.8	13
Sector Time	3:36.4	+34.5	13	2:58.3	+27.7	13	3:57.7	+49.5	13	3:05.7	+37.3	13	3:58.9	+48.7	12			
12	14	THOMPSON Conor	CAN			39:36.6			+2:34.3			+5:34.4						
Team Time	23:32.0	+3:17.9	13	26:18.8	+3:33.7	12	30:06.3	+4:12.6	13	32:56.5	+4:33.2	12	36:45.9	+5:11.9	12	39:36.6	+5:34.4	12
Leg Time																19:29.7	+2:34.3	10
Sector Time	3:25.1	+23.2	12	2:46.8	+16.2	11	3:47.5	+39.3	11	2:50.2	+21.8	10	3:49.4	+39.2	10			

Almaty 2017
28TH WINTER UNIVERSIADE

MON 6 FEB 2017

Start Time 13:30 / End Time 15:41

Competition Analysis

Rank	Bib	Name	Country Code									Total Time	Leg behind	Total Behind							
			8.7km			10.0km			11.2km						12.5km			13.7km			15.0km
			Time	Behind	Rk	Time	Behind	Rk	Time	Behind	Rk	Time	Behind	Rk	Time	Behind	Rk	Time	Behind	Rk	
13	11	LEE Jae-bong	KOR									39:59.8	+2:58.4	+5:57.6							
Team Time			23:29.7	+3:15.6	12	26:18.8	+3:33.7	12	30:03.1	+4:09.4	12	32:56.9	+4:33.6	13	36:56.2	+5:22.2	13	39:59.8	+5:57.6	13	
Leg Time																		19:53.8	+2:58.4	12	
Sector Time			3:23.7	+21.8	11	2:49.1	+18.5	12	3:44.3	+36.1	10	2:53.8	+25.4	11	3:59.3	+49.1	13				
4		POUYE Alexandre	FRA									DNS									





Competition Analysis

Leg 3 Free Technique

Rank	Bib	Name	Country Code			Total Time		Leg behind		Total Behind	
			16.0km	17.5km	18.5km	20.0km	21.0km	22.5km			
			Time	Behind	Rk	Time	Behind	Rk	Time	Behind	Rk
1	2	MUKHIN Rinat	KAZ			53:09.0		0.0		0.0	
Team Time			40:22.1	+1.4	2	46:49.5	+0.4	2	53:09.0	0.0	1
Leg Time									18:58.9	0.0	1
Sector Time											
2	1	VICHUZHANIN Kirill	RUS			53:09.3		+8.2		+0.3	
Team Time			40:20.7	0.0	1	46:49.1	0.0	1	53:09.3	+0.3	2
Leg Time									19:07.1	+8.2	2
Sector Time											
3	5	BABA Naoto	JPN			54:23.8		+57.1		+1:14.8	
Team Time			40:44.4	+23.7	3	47:33.2	+44.1	3	54:23.8	+1:14.8	3
Leg Time									19:56.0	+57.1	3
Sector Time											
4	13	YAKIMENKA Dzmitry	BLR			54:53.4		+1:06.6		+1:44.4	
Team Time			41:28.1	+1:07.4	6	48:28.1	+1:39.0	4	54:53.4	+1:44.4	4
Leg Time									20:05.5	+1:06.6	4
Sector Time											
5	6	MARCHENKO Andriy	UKR			55:02.1		+1:14.6		+1:53.1	
Team Time			41:27.9	+1:07.2	5	48:28.9	+1:39.8	6	55:02.1	+1:53.1	5
Leg Time									20:13.5	+1:14.6	5
Sector Time											
6	3	PSENICKA Jakub	CZE			55:05.7		+1:16.7		+1:56.7	
Team Time			41:27.5	+1:06.8	4	48:28.6	+1:39.5	5	55:05.7	+1:56.7	6
Leg Time									20:15.6	+1:16.7	6
Sector Time											
7	9	ESCHER Toni	GER			56:50.7		+1:49.4		+3:41.7	
Team Time			42:30.3	+2:09.6	7	49:28.8	+2:39.7	7	56:50.7	+3:41.7	7
Leg Time									20:48.3	+1:49.4	7
Sector Time											
8	10	NICOLLIER Philippe	SUI			57:36.6		+2:01.0		+4:27.6	
Team Time			42:59.1	+2:38.4	8	50:08.4	+3:19.3	8	57:36.6	+4:27.6	8
Leg Time									20:59.9	+2:01.0	8
Sector Time											
9	8	RUCKI Bartlomiej	POL			58:02.4		+2:26.5		+4:53.4	
Team Time			43:07.7	+2:47.0	9	50:39.0	+3:49.9	9	58:02.4	+4:53.4	9
Leg Time									21:25.4	+2:26.5	10
Sector Time											
10	7	RISETH Jonas	NOR			59:11.7		+2:25.4		+6:02.7	
Team Time			44:34.5	+4:13.8	10	51:51.7	+5:02.6	10	59:11.7	+6:02.7	10
Leg Time									21:24.3	+2:25.4	9
Sector Time											
11	14	POMEROY Carrington	CAN			1:01:35.4		+2:59.9		+8:26.4	
Team Time			46:28.7	+6:08.0	12	54:07.6	+7:18.5	11	1:01:35.4	+8:26.4	11
Leg Time									21:58.8	+2:59.9	11
Sector Time											
12	11	CHO Young-chan	KOR			1:02:32.1		+3:33.4		+9:23.1	
Team Time			47:14.2	+6:53.5	13	55:01.4	+8:12.3	13	1:02:32.1	+9:23.1	12
Leg Time									22:32.3	+3:33.4	12
Sector Time											



Competition Analysis

Rank	Bib	Name	Country Code									Total Time			Leg behind			Total Behind		
			16.0km			17.5km			18.5km			20.0km			21.0km			22.5km		
			Time	Behind	Rk	Time	Behind	Rk	Time	Behind	Rk	Time	Behind	Rk	Time	Behind	Rk	Time	Behind	Rk
13	12	MOORE Cameron	USA									1:03:12.3			+4:57.5			+10:03.3		
Team Time		46:27.0 +6:06.3 11						54:53.6 +8:04.5 12						1:03:12.3 +10:03.3 13						
Leg Time														23:56.4 +4:57.5 13						
Sector Time																				
4		PHILIPOT Mickael		FRA									DNS							





Competition Analysis

Leg 4 Free Technique

Rank	Bib	Name	Country Code			Total Time		Leg behind		Total Behind	
			23.5km	25.0km	26.5km	27.5km	28.5km	30.0km			
			Time	Behind	Rk	Time	Behind	Rk	Time	Behind	Rk
1	1	ROSTOVTSEV Dmitriy	RUS			1:12:49.3		0.0		0.0	
Team Time			59:33.5	0.0	1	1:06:21.3	+0.4	2	1:12:49.3	0.0	1
Leg Time									19:40.0	0.0	1
Sector Time											
2	2	KLIMIN Olzhas	KAZ			1:12:51.1		+2.1		+1.8	
Team Time			59:33.9	+0.4	2	1:06:20.9	0.0	1	1:12:51.1	+1.8	2
Leg Time									19:42.1	+2.1	2
Sector Time											
3	3	GRAEF Jakub	CZE			1:14:51.8		+6.1		+2:02.5	
Team Time			1:01:09.0	+1:35.5	4	1:07:52.2	+1:31.3	3	1:14:51.8	+2:02.5	3
Leg Time									19:46.1	+6.1	3
Sector Time											
4	5	SUZUKI Takahiro	JPN			1:14:52.9		+49.1		+2:03.6	
Team Time			1:00:53.9	+1:20.4	3	1:07:52.6	+1:31.7	4	1:14:52.9	+2:03.6	4
Leg Time									20:29.1	+49.1	4
Sector Time											
5	13	CHYCHYKAU Aleh	BLR			1:15:52.4		+1:19.0		+3:03.1	
Team Time			1:01:09.8	+1:36.3	5	1:08:11.8	+1:50.9	5	1:15:52.4	+3:03.1	5
Leg Time									20:59.0	+1:19.0	6
Sector Time											
6	6	CHELENKO Oleksandr	UKR			1:16:11.9		+1:29.8		+3:22.6	
Team Time			1:01:10.4	+1:36.9	6	1:08:21.3	+2:00.4	6	1:16:11.9	+3:22.6	6
Leg Time									21:09.8	+1:29.8	7
Sector Time											
7	9	WEISHAEUPL Andreas	GER			1:17:44.9		+1:14.2		+4:55.6	
Team Time			1:03:25.6	+3:52.1	7	1:10:30.5	+4:09.6	7	1:17:44.9	+4:55.6	7
Leg Time									20:54.2	+1:14.2	5
Sector Time											
8	10	HAMMER Simon	SUI			1:18:55.5		+1:38.9		+6:06.2	
Team Time			1:04:12.0	+4:38.5	8	1:11:16.0	+4:55.1	8	1:18:55.5	+6:06.2	8
Leg Time									21:18.9	+1:38.9	9
Sector Time											
9	8	ANTOLEC Kacper	POL			1:19:22.9		+1:40.5		+6:33.6	
Team Time			1:04:32.3	+4:58.8	9	1:11:40.9	+5:20.0	9	1:19:22.9	+6:33.6	9
Leg Time									21:20.5	+1:40.5	10
Sector Time											
10	7	GRAV Joergen	NOR			1:20:35.7		+1:44.0		+7:46.4	
Team Time			1:05:46.7	+6:13.2	10	1:12:53.2	+6:32.3	10	1:20:35.7	+7:46.4	10
Leg Time									21:24.0	+1:44.0	11
Sector Time											
11	14	DUMAS William	CAN			1:22:52.2		+1:36.8		+10:02.9	
Team Time			1:08:17.6	+8:44.1	11	1:15:35.2	+9:14.3	11	1:22:52.2	+10:02.9	11
Leg Time									21:16.8	+1:36.8	8
Sector Time											
12	12	TIMMONS Will	USA			1:25:46.3		+2:54.0		+12:57.0	
Team Time			1:10:04.4	+10:30.9	13	1:17:36.6	+11:15.7	12	1:25:46.3	+12:57.0	12
Leg Time									22:34.0	+2:54.0	12
Sector Time											

Almaty 2017
28TH WINTER UNIVERSIADE

MON 6 FEB 2017

Start Time 13:30 / End Time 15:41

Competition Analysis

Rank	Bib	Name	Country Code			Total Time			Leg behind			Total Behind		
			23.5km	25.0km	26.5km	27.5km	28.5km	30.0km	Time	Behind	Rk	Time	Behind	Rk
			Time	Behind	Rk	Time	Behind	Rk	Time	Behind	Rk	Time	Behind	Rk
13	11	LEE Ho-jin	KOR			1:27:13.0			+5:00.9			+14:23.7		
Team Time			1:09:55.7	+10:22.2	12				1:18:21.8	+12:00.9	13			
Leg Time												1:27:13.0	+14:23.7	13
Sector Time												24:40.9	+5:00.9	13
	4	GUIGONNET Loic	FRA			DNS								

Legend

DNS Did Not Start Rk Rank

6 FEB 2017 / Almaty (KAZ) / 3125

CCSM4x7.5KM-----FNL-000100--_77C 1.0

Report Created MON 6 FEB 2017 16:30

Page 8/8





Almaty 2017

28TH WINTER UNIVERSIADE



CROSS-COUNTRY SKIING

Mixed Team Sprint



Results

Jury Information				Course Information			
FIS Technical Delegate	LUSTREK Marko (SLO)	Name:	1.1 km sprint				
FISU Race Director	KIELPINSKA Zofia (POL)	Height Difference (HD):	28m				
FIS Assistant Technical Delegate	OFSTAD Sylvi Pettersen (NOR)	Maximum Climb (MC):	15m				
Assistant TD Nat.	KOLOMEYETS Oleg (KAZ)	Total Climb (TC):	44m				
Chief of Competition	VELECHSHUK Alexandr (KAZ)	Length of Lap:	1123m				
		Number of Laps:	6				

Final

Rank	Bib Leg	Country Name	Time								Behind			
			Exchange 1/2				Exchange 3/4					Exchange 5/Finish		
			Change	Round	Change	Round	Change	Round	Change	Round				
1	2	KAZ - KAZAKHSTAN I	18:23.48								0.00			
	2-1	SHEVCHENKO Anna	3:09.66	4	3:09.66	4	9:16.08	2	3:14.35	2	15:21.29	1	3:15.62	1
	2-2	KLIMIN Olzhas	6:01.73	6	2:52.07	7	12:05.67	3	2:49.59	4	18:23.48	1	3:02.19	3
2	16	FRA - FRANCE II	18:28.67								+5.19			
	16-1	CHOPARD LALLIER Celine	3:09.16	2	3:09.16	2	9:18.54	4	3:16.92	4	15:25.25	3	3:19.38	2
	16-2	SCHWARTZ Louis	6:01.62	5	2:52.46	9	12:05.87	4	2:47.33	2	18:28.67	2	3:03.42	4
3	19	RUS - RUSSIA I	18:29.50								+6.02			
	19-1	DAVYDENKOVA Maria	3:08.83	1	3:08.83	1	9:15.20	1	3:14.01	1	15:24.85	2	3:19.46	3
	19-2	FROLOV Vladimir	6:01.19	4	2:52.36	8	12:05.39	2	2:50.19	5	18:29.50	3	3:04.65	5
4	1	FRA - FRANCE I	18:37.64								+14.16			
	1-1	BUILLET Marion	3:11.03	5	3:11.03	5	9:20.68	6	3:20.48	6	15:38.60	5	3:32.25	5
	1-2	GUIGONNET Loic	6:00.20	1	2:49.17	2	12:06.35	5	2:45.67	1	18:37.64	4	2:59.04	1
5	5	RUS - RUSSIA II	18:37.76								+14.28			
	5-1	GLAVATSKIKH Oxana	3:09.21	3	3:09.21	3	9:16.11	3	3:15.61	3	15:38.53	4	3:34.17	7
	5-2	VICHUZHANIN Kirill	6:00.50	3	2:51.29	5	12:04.36	1	2:48.25	3	18:37.76	5	2:59.23	2
6	17	KAZ - KAZAKHSTAN II	19:11.72								+48.24			
	17-1	MANDRIKA Olga	3:11.67	7	3:11.67	7	9:20.38	5	3:20.01	5	15:49.60	6	3:33.79	6
	17-2	MALYSHEV Sergey	6:00.37	2	2:48.70	1	12:15.81	6	2:55.43	6	19:11.72	6	3:22.12	13
7	3	JPN - JAPAN I	19:15.07								+51.59			
	3-1	TAKIZAWA Kozue	3:15.13	8	3:15.13	8	9:31.50	8	3:26.38	8	16:02.35	7	3:29.68	4
	3-2	SATO Tomoki	6:05.12	8	2:49.99	3	12:32.67	8	3:01.17	10	19:15.07	7	3:12.72	6
8	4	BLR - BELARUS I	19:29.06								+1:05.58			
	4-1	LUKONINA Ina	3:11.64	6	3:11.64	6	9:25.31	7	3:23.05	7	16:07.82	8	3:45.66	14
	4-2	VORANAU Aliaksandr	6:02.26	7	2:50.62	4	12:22.16	7	2:56.85	7	19:29.06	8	3:21.24	12
9	18	CZE - CZECH REPUBLIC	19:48.21								+1:24.73			
	18-1	KLEMENTOVA Andrea	3:19.64	9	3:19.64	9	9:51.03	9	3:39.60	12	16:31.42	9	3:40.27	10
	18-2	GRAEF Jakub	6:11.43	9	2:51.79	6	12:51.15	9	3:00.12	9	19:48.21	9	3:16.79	9
10	6	SUI - SWITZERLAND	19:55.29								+1:31.81			
	6-1	ABDERHALDEN Jogscha	3:22.86	11	3:22.86	11	9:56.25	10	3:39.47	11	16:41.23	10	3:38.30	8
	6-2	HAMMER Simon	6:16.78	10	2:53.92	11	13:02.93	11	3:06.68	14	19:55.29	10	3:14.06	8
11	9	POL - POLAND I	19:55.87								+1:32.39			
	9-1	STOKFISZ Katarzyna	3:26.42	12	3:26.42	12	10:04.32	12	3:44.58	13	16:42.57	11	3:40.22	9
	9-2	ANTOLEC Kacper	6:19.74	11	2:53.32	10	13:02.35	10	2:58.03	8	19:55.87	11	3:13.30	7
12	20	JPN - JAPAN II	20:02.03								+1:38.55			
	20-1	TANAKA Yukari	3:22.54	10	3:22.54	10	9:59.39	11	3:38.98	10	16:45.15	12	3:41.82	13
	20-2	SUZUKI Takahiro	6:20.41	12	2:57.87	13	13:03.33	12	3:03.94	11	20:02.03	12	3:16.88	10



Almaty 2017

28TH WINTER UNIVERSIADE

SAT 4 FEB 2017

Start Time 13:00 / End Time 13:40

Results

Rank	Bib Leg	Country Name	Time						Behind					
			Exchange 1/2		Exchange 3/4		Exchange 5/Finish							
			Change	Round	Change	Round	Change	Round						
13	7	LTU - LITHUANIA	20:18.03						+1:54.55					
	7-1	KAZNACENKO Marija	3:31.26	14	3:31.26	14	10:10.75	13	3:36.04	9	16:57.10	13	3:40.70	11
	7-2	JAKELIUNAS Lukas	6:34.71	14	3:03.45	14	13:16.40	13	3:05.65	13	20:18.03	13	3:20.93	11
14	10	ITA - ITALY I	20:40.09						+2:16.61					
	10-1	CONFORTOLA Consuelo	3:27.04	13	3:27.04	13	10:11.71	14	3:47.45	14	16:58.57	14	3:41.70	12
	10-2	BECCHIS Emanuele	6:24.26	13	2:57.22	12	13:16.87	14	3:05.16	12	20:40.09	14	3:41.52	14

Did Not Start

15 21 UKR - UKRAINE I

21-1 OLEKH Viktoriya

21-2 KOPYLOV Vladyslav





Results

Semifinals

Rank	Bib Leg	Country Name	Exchange				Time	Behind						
			1/2		3/4		5/Finish							
			Change	Round	Change	Round	Change	Round						
16	23	CAN - CANADA I	Semifinal B Rank: 7				20:41.75	+1:08.18						
	23-1	THEBERGE Andree-Anne	3:29.58	9	3:29.58	9	10:09.87	8	3:40.80	7	17:09.26	7	3:50.20	4
	23-2	MORIN Alexis	6:29.07	10	2:59.49	7	13:19.06	7	3:09.19	8	20:41.75	7	3:32.49	6
17	22	UKR - UKRAINE II	Semifinal B Rank: 8				20:54.22	+1:20.65						
	22-1	NASYKO Mariya	3:25.61	7	3:25.61	7	10:09.77	7	3:45.08	8	17:18.44	8	3:52.66	6
	22-2	LAZORAK Volodymyr	6:24.69	9	2:59.08	6	13:25.78	8	3:16.01	9	20:54.22	8	3:35.78	7
18	27	CAN - CANADA II	Semifinal B Rank: 9				21:33.47	+1:59.90						
	27-1	CAMICIOLI Emma	3:29.91	10	3:29.91	10	10:16.78	9	3:56.59	9	17:43.12	9	4:08.37	10
	27-2	SHIELDS Gavin	6:20.19	7	2:50.28	1	13:34.75	9	3:17.97	10	21:33.47	9	3:50.35	10
19	12	CHN - CHINA I	Semifinal A Rank: 10				21:14.74	+2:14.32						
	12-1	LI Lei	3:19.51	8	3:19.51	8	10:18.20	10	3:49.89	9	17:44.02	10	4:01.74	11
	12-2	NIE Han	6:28.31	10	3:08.80	13	13:42.28	10	3:24.08	11	21:14.74	10	3:30.72	10
20	28	POL - POLAND II	Semifinal B Rank: 10				22:06.87	+2:33.30						
	28-1	CZUSZ Magdalena	3:27.62	8	3:27.62	8	10:28.28	10	4:04.35	11	18:23.41	11	4:46.36	12
	28-2	BRIL Dawid	6:23.93	8	2:56.31	5	13:37.05	10	3:08.77	7	22:06.87	10	3:43.46	9
21	11	ITA - ITALY II	Semifinal A Rank: 11				21:16.25	+2:15.83						
	11-1	COMPAGNONI Jael	3:27.58	11	3:27.58	11	10:27.96	11	3:56.36	10	17:44.41	11	4:00.94	10
	11-2	CARLET Alessandro	6:31.60	11	3:04.02	11	13:43.47	11	3:15.51	10	21:16.25	11	3:31.84	11
22	29	USA - USA I	Semifinal B Rank: 11				22:21.15	+2:47.58						
	29-1	JECH Sierra	3:35.17	11	3:35.17	11	10:53.62	12	4:03.05	10	18:21.81	10	4:03.38	9
	29-2	WOLFENDEN Imran	6:50.57	12	3:15.40	12	14:18.43	11	3:24.81	11	22:21.15	11	3:59.34	11
23	25	MGL - MONGOLIA II	Semifinal B Rank: 12				22:52.09	+3:18.52						
	25-1	CHINBAT Otgontsetseg	3:38.82	13	3:38.82	13	10:53.60	11	4:06.04	12	18:41.76	12	4:21.80	11
	25-2	BATMUNKH Achbadrakh	6:47.56	11	3:08.74	11	14:19.96	12	3:26.36	12	22:52.09	12	4:10.33	12
24	15	MGL - MONGOLIA I	Semifinal A Rank: 12				LAP							
	15-1	ARIUNSANAA Enkhtuul	3:28.83	12	3:28.83	12	10:36.69	12	4:03.86	12	LAP			
	15-2	BAASANSUREN Amarsanaa	6:32.83	12	3:04.00	10	14:19.26	12	3:42.57	14				
25	8	KOR - KOREA I	Semifinal A Rank: 13				LAP							
	8-1	LEE Ji-yun	3:55.67	15	3:55.67	15	11:27.64	13	4:13.29	13	LAP			
	8-2	LEE Ho-jin	7:14.35	15	3:18.68	15	14:59.62	13	3:31.98	13				
26	26	CHN - CHINA II	Semifinal B Rank: 13				LAP							
	26-1	WU Aiting	3:37.06	12	3:37.06	12	11:19.92	13	4:17.36	13	LAP			
	26-2	TIAN Jun	7:02.56	13	3:25.50	14	15:07.80	13	3:47.88	13				
27	13	KGZ - KYRGYZSTAN	Semifinal A Rank: 14				LAP							
	13-1	ABDYKADYROVA Kunduz	3:48.91	13	3:48.91	13	11:40.74	15	4:44.29	15	LAP			
	13-2	ZHARKYMBAEV Tariel	6:56.45	13	3:07.54	12	15:04.89	14	3:24.15	12				
28	24	KOR - KOREA II	Semifinal B Rank: 14				LAP							
	24-1	KIM Eun-ji	4:00.24	14	4:00.24	14	LAP							
	24-2	HONG Yeon-Ki	7:25.52	14	3:25.28	13								
29	14	USA - USA I	Semifinal A Rank: 15				LAP							
	14-1	CUTTING Helen	3:51.04	14	3:51.04	14	11:34.34	14	4:29.17	14				
	14-2	GEISEN Kevin	7:05.17	14	3:14.13	14					LAP			



Results

Weather	Snow Condition	Temperatures		Competitors / Countries					
		Air	Snow	Entries	Ranked	DNS	DNF	DSQ	LAP
Snow	Soft	-6.0°C	-3.0°C	58/17	56/17	2/1	0/0	0/0	12/5

FIS Technical Delegate
LUSTREK Marko (SLO)

Race Secretary
NEVZOROVA Anna (KAZ)

Legend	DNF Did Not Finish	DNS Did Not Start
DQB Disqualification for unsportsmanlike behaviour	DSQ Disqualified	
LAP Lapped		





Almaty 2017

28th WINTER UNIVERSIADE

SAT 4 FEB 2017

Start Time 11:00 / End Time 13:40

Results Bracket

Jury Information		Course Information	
FIS Technical Delegate	LUSTREK Marko (SLO)	Name:	1.1 km sprint
FISU Race Director	KIELPINSKA Zofia (POL)	Height Difference (HD):	28m
FIS Assistant Technical Delegate	OFSTAD Sylvi Pettersen (NOR)	Maximum Climb (MC):	15m
Assistant TD Nat.	KOLOMEYETS Oleg (KAZ)	Total Climb (TC):	44m
Chief of Competition	VELECHSHUK Alexandr (KAZ)	Length of Lap:	1123m
		Number of Laps:	6

Semifinal

Final

Semifinal A	11:00:00	19:00.42
1. 2 KAZ - KAZAKHSTAN I.	SHEVCHENKO A / KLIMIN O	0.00
2. 1 FRA - FRANCE I.	BUILLET M / GUIGONNET L	+3.63
3. 5 RUS - RUSSIAN FED. II.	GLAVATSKIKH O / VICHUZHANIN K	+4.17
4. 4 BLR - BELARUS I.	LUKONINA I / VORANAU A	+12.79
5. 3 JPN - JAPAN I.	TAKIZAWA K / SATO T	+15.31
6. 6 SUI - SWITZERLAND.	ABDERHALDEN J / HAMMER S	+49.15
7. 10 ITA - ITALY I.	CONFORTOLA C / BECCHIS E	+1:08.41
8. 7 LTU - LITHUANIA.	KAZNACENKO M / JAKELIUNAS L	+1:09.40
9. 9 POL - POLAND I.	STOKFISZ K / ANTOLEC K	+1:26.71
10. 12 CHN - CHINA I.	LI L / NIE H	+2:14.32
11. 11 ITA - ITALY II.	COMPAGNONI J / CARLET A	+2:15.83
12. 15 MGL - MONGOLIA I.	ARIUNSANAA E / BAASANSUREN A	LAP
13. 8 KOR - KOREA I.	LEE J / LEE H	LAP
14. 13 KGZ - KYRGYZSTAN.	ABDYKADYROVA K / ZHARKYMBAEV T	LAP
15. 14 USA - UNITED STATES II.	CUTTING H / GEISEN K	LAP

Semifinal B	11:30:00	19:33.57
1. 16 FRA - FRANCE II.	CHOPARD LALLIER C / SCHWARTZ L	0.00
PF 2. 19 RUS - RUSSIAN FED. I.	DAVYDENKOVA M / FROLOV V	+2.84
PF 3. 17 KAZ - KAZAKHSTAN II.	MANDRIKA O / MALYSHEV S	+2.97
4. 18 CZE - CZECH REPUBLIC.	KLEMENTOVA A / GRAEF J	+34.22
5. 21 UKR - UKRAINE I.	OLEKH V / KOPYLOV V	+50.61
6. 20 JPN - JAPAN II.	TANAKA Y / SUZUKI T	+54.21
7. 23 CAN - CANADA I.	THEBERGE A / MORIN A	+1:08.18
8. 22 UKR - UKRAINE II.	NASYKO M / LAZORAK V	+1:20.65
9. 27 CAN - CANADA II.	CAMICIOLE E / SHIELDS G	+1:59.90
10. 28 POL - POLAND II.	CZUSZ M / BRIL D	+2:33.30
11. 29 USA - UNITED STATES I.	JECH S / WOLFENDEN I	+2:47.58
12. 25 MGL - MONGOLIA II.	CHINBAT O / BATMUNKH A	+3:18.52
13. 26 CHN - CHINA II.	WU A / TIAN J	LAP
14. 24 KOR - KOREA II.	KIM E / HONG Y	LAP

Final	13:00:00	18:23.48
1. 2 KAZ - KAZAKHSTAN I.	SHEVCHENKO A / KLIMIN O	0.00
2. 16 FRA - FRANCE II.	CHOPARD LALLIER C / SCHWARTZ L	+5.19
3. 19 RUS - RUSSIAN FED. I.	DAVYDENKOVA M / FROLOV V	+6.02
4. 1 FRA - FRANCE I.	BUILLET M / GUIGONNET L	+14.16
5. 5 RUS - RUSSIAN FED. II.	GLAVATSKIKH O / VICHUZHANIN K	+14.28
6. 17 KAZ - KAZAKHSTAN II.	MANDRIKA O / MALYSHEV S	+48.24
7. 3 JPN - JAPAN I.	TAKIZAWA K / SATO T	+51.59
8. 4 BLR - BELARUS I.	LUKONINA I / VORANAU A	+1:05.58
9. 18 CZE - CZECH REPUBLIC.	KLEMENTOVA A / GRAEF J	+1:24.73
10. 6 SUI - SWITZERLAND.	ABDERHALDEN J / HAMMER S	+1:31.81
11. 9 POL - POLAND I.	STOKFISZ K / ANTOLEC K	+1:32.39
12. 20 JPN - JAPAN II.	TANAKA Y / SUZUKI T	+1:38.55
13. 7 LTU - LITHUANIA.	KAZNACENKO M / JAKELIUNAS L	+1:54.55
14. 10 ITA - ITALY I.	CONFORTOLA C / BECCHIS E	+2:16.61
21 UKR - UKRAINE I.	OLEKH V / KOPYLOV V	DNS

Progression Rules:

The top 4 of each semifinal are qualified. In addition, the best actual heat times are used to select the 7 other teams (Lucky Losers).

Legend

DNS Did Not Start	LAP Lapped	LL Lucky Loser	PF Photo Finish
--------------------------	-------------------	-----------------------	------------------------

4 FEB 2017 / Almaty (KAZ) / 3124

CCSXTTEAMSP2....._75F 4.0

Report Created SAT 4 FEB 2017 13:46

Page 1/1





Almaty 2017

28TH WINTER UNIVERSIADE



CURLING

5	Curling	387
5.1	Table of Contents	388
5.2	Competition Schedule	393
5.3	Competition Officials	394
5.4	Medallists by Event	395
5.5	Women's	396
5.5.1	Entry List by Country	397
5.5.2	Session Results and Standings	398
5.5.2.1	Session Results and Standings - Session 1	398
5.5.2.2	Session Results and Standings - Session 2	399
5.5.2.3	Session Results and Standings - Session 3	400
5.5.2.4	Session Results and Standings - Session 4	401
5.5.2.5	Session Results and Standings - Session 5	402
5.5.2.6	Session Results and Standings - Session 6	403
5.5.2.7	Session Results and Standings - Session 7	404
5.5.2.8	Session Results and Standings - Session 8	405
5.5.2.9	Session Results and Standings - Session 9	406
5.5.2.10	Session Results and Standings - Tie-breaker Session	407
5.5.2.11	Session Results and Standings - Semi-finals	408
5.5.2.12	Session Results and Standings - Bronze Medal Game	409
5.5.2.13	Session Results and Standings - Gold Medal Game	410
5.5.3	Competition Summary	411
5.5.4	Final Standings	412
5.5.5	Competition Matrix	413
5.5.6	Draw Shot Challenge	414
5.5.7	Scoring Analysis	415
5.5.8	Summary of Big Ends	416
5.5.9	Medallists	417
5.5.10	Finals	418
5.5.10.1	Bronze Medal Game	418
5.5.10.1.1	Game - Shot by Shot SWE - SUI	418
5.5.10.1.2	Game Results SWE - SUI	428
5.5.10.2	Gold Medal Game	429
5.5.10.2.1	Game - Shot by Shot RUS - CAN	429
5.5.10.2.2	Game Results RUS - CAN	438
5.5.11	Semi-finals	439
5.5.11.1	Game Results SWE - CAN	439
5.5.11.2	Game Results SUI - RUS	440
5.5.12	Tie-breaker Session	441
5.5.12.1	Game - Shot by Shot SUI - GBR	441
5.5.12.2	Game Results SUI - GBR	451

5.5.13	Round Robin	452
5.5.13.1	Session 1	452
5.5.13.1.1	Game Results SWE - SUI	452
5.5.13.1.2	Game - Shot by Shot GBR - RUS	453
5.5.13.1.3	Game Results GBR - RUS	462
5.5.13.1.4	Game Results KAZ - GER	463
5.5.13.1.5	Game Results NOR - KOR	464
5.5.13.1.6	Game Results CHN - CAN	465
5.5.13.2	Session 2	466
5.5.13.2.1	Game Results RUS - NOR	466
5.5.13.2.2	Game Results SUI - KOR	467
5.5.13.2.3	Game - Shot by Shot CHN - SWE	468
5.5.13.2.4	Game Results CHN - SWE	478
5.5.13.2.5	Game Results CAN - GER	479
5.5.13.2.6	Game Results GBR - KAZ	480
5.5.13.3	Session 3	481
5.5.13.3.1	Game Results GER - GBR	481
5.5.13.3.2	Game - Shot by Shot SWE - CAN	482
5.5.13.3.3	Game Results SWE - CAN	492
5.5.13.3.4	Game Results SUI - NOR	493
5.5.13.3.5	Game Results KAZ - CHN	494
5.5.13.3.6	Game Results RUS - KOR	495
5.5.13.4	Session 4	496
5.5.13.4.1	Game Results KOR - CHN	496
5.5.13.4.2	Game - Shot by Shot KAZ - NOR	497
5.5.13.4.3	Game Results KAZ - NOR	504
5.5.13.4.4	Game Results CAN - RUS	505
5.5.13.4.5	Game Results GER - SWE	506
5.5.13.4.6	Game Results SUI - GBR	507
5.5.13.5	Session 5	508
5.5.13.5.1	Game Results KAZ - RUS	508
5.5.13.5.2	Game - Shot by Shot CHN - SUI	509
5.5.13.5.3	Game Results CHN - SUI	519
5.5.13.5.4	Game Results SWE - KOR	520
5.5.13.5.5	Game Results GBR - CAN	521
5.5.13.5.6	Game Results NOR - GER	522
5.5.13.6	Session 6	523
5.5.13.6.1	Game Results CHN - GER	523
5.5.13.6.2	Game Results RUS - SWE	524
5.5.13.6.3	Game - Shot by Shot NOR - GBR	525

5.5.13.6.4	Game Results NOR - GBR	535
5.5.13.6.5	Game Results KOR - KAZ	536
5.5.13.6.6	Game Results CAN - SUI	537
5.5.13.7	Session 7	538
5.5.13.7.1	Game Results GBR - KOR	538
5.5.13.7.2	Game Results CAN - KAZ	539
5.5.13.7.3	Game - Shot by Shot GER - SUI	540
5.5.13.7.4	Game Results GER - SUI	551
5.5.13.7.5	Game Results CHN - RUS	552
5.5.13.7.6	Game Results SWE - NOR	553
5.5.13.8	Session 8	554
5.5.13.8.1	Game Results SUI - KAZ	554
5.5.13.8.2	Game Results NOR - CHN	555
5.5.13.8.3	Game - Shot by Shot KOR - CAN	556
5.5.13.8.4	Game Results KOR - CAN	565
5.5.13.8.5	Game Results SWE - GBR	566
5.5.13.8.6	Game Results GER - RUS	567
5.5.13.9	Session 9	568
5.5.13.9.1	Game Results NOR - CAN	568
5.5.13.9.2	Game - Shot by Shot KOR - GER	569
5.5.13.9.3	Game Results KOR - GER	578
5.5.13.9.4	Game Results GBR - CHN	579
5.5.13.9.5	Game Results RUS - SUI	580
5.5.13.9.6	Game Results KAZ - SWE	581
5.6	Men's	582
5.6.1	Entry List by Country	583
5.6.2	Session Results and Standings	584
5.6.2.1	Session Results and Standings - Session 1	584
5.6.2.2	Session Results and Standings - Session 2	585
5.6.2.3	Session Results and Standings - Session 3	586
5.6.2.4	Session Results and Standings - Session 4	587
5.6.2.5	Session Results and Standings - Session 5	588
5.6.2.6	Session Results and Standings - Session 6	589
5.6.2.7	Session Results and Standings - Session 7	590
5.6.2.8	Session Results and Standings - Session 8	591
5.6.2.9	Session Results and Standings - Session 9	592
5.6.2.10	Session Results and Standings - Semi-finals	593
5.6.2.11	Session Results and Standings - Bronze Medal Game	594
5.6.2.12	Session Results and Standings - Gold Medal Game	595
5.6.3	Competition Summary	596

5.6.4	Final Standings	597
5.6.5	Competition Matrix	598
5.6.6	Draw Shot Challenge	599
5.6.7	Scoring Analysis	600
5.6.8	Summary of Big Ends	601
5.6.9	Medallists	602
5.6.10	Finals	603
5.6.10.1	Bronze Medal Game	603
5.6.10.1.1	Game Results NOR - CZE	603
5.6.10.2	Gold Medal Game	604
5.6.10.2.1	Game - Shot by Shot SWE - GBR	604
5.6.10.2.2	Game Results SWE - GBR	614
5.6.11	Semi-finals	615
5.6.11.1	Game - Shot by Shot NOR - GBR	615
5.6.11.2	Game Results NOR - GBR	625
5.6.11.3	Game Results SWE - CZE	626
5.6.12	Round Robin	627
5.6.12.1	Session 1	627
5.6.12.1.1	Game Results KOR - USA	627
5.6.12.1.2	Game Results CAN - KAZ	628
5.6.12.1.3	Game - Shot by Shot GBR - RUS	629
5.6.12.1.4	Game Results GBR - RUS	639
5.6.12.1.5	Game Results SWE - CZE	640
5.6.12.1.6	Game Results NOR - JPN	641
5.6.12.2	Session 2	642
5.6.12.2.1	Game Results KAZ - SWE	642
5.6.12.2.2	Game Results USA - CZE	643
5.6.12.2.3	Game - Shot by Shot NOR - KOR	644
5.6.12.2.4	Game Results NOR - KOR	652
5.6.12.2.5	Game Results JPN - RUS	653
5.6.12.2.6	Game Results CAN - GBR	654
5.6.12.3	Session 3	655
5.6.12.3.1	Game Results RUS - CAN	655
5.6.12.3.2	Game Results KOR - JPN	656
5.6.12.3.3	Game - Shot by Shot USA - SWE	657
5.6.12.3.4	Game Results USA - SWE	667
5.6.12.3.5	Game Results GBR - NOR	668
5.6.12.3.6	Game Results KAZ - CZE	669
5.6.12.4	Session 4	670
5.6.12.4.1	Game Results CZE - NOR	670

5.6.12.4.2	Game Results GBR - SWE	671
5.6.12.4.3	Game - Shot by Shot JPN - KAZ	672
5.6.12.4.4	Game Results JPN - KAZ	682
5.6.12.4.5	Game Results RUS - KOR	683
5.6.12.4.6	Game Results USA - CAN	684
5.6.12.5	Session 5	685
5.6.12.5.1	Game Results GBR - KAZ	685
5.6.12.5.2	Game Results NOR - USA	686
5.6.12.5.3	Game - Shot by Shot KOR - CZE	687
5.6.12.5.4	Game Results KOR - CZE	698
5.6.12.5.5	Game Results CAN - JPN	699
5.6.12.5.6	Game Results SWE - RUS	700
5.6.12.6	Session 6	701
5.6.12.6.1	Game Results NOR - RUS	701
5.6.12.6.2	Game Results KAZ - KOR	702
5.6.12.6.3	Game - Shot by Shot SWE - CAN	703
5.6.12.6.4	Game Results SWE - CAN	713
5.6.12.6.5	Game Results CZE - GBR	714
5.6.12.6.6	Game Results JPN - USA	715
5.6.12.7	Session 7	716
5.6.12.7.1	Game Results CAN - CZE	716
5.6.12.7.2	Game Results JPN - GBR	717
5.6.12.7.3	Game - Shot by Shot RUS - USA	718
5.6.12.7.4	Game Results RUS - USA	728
5.6.12.7.5	Game Results NOR - KAZ	729
5.6.12.7.6	Game Results KOR - SWE	730
5.6.12.8	Session 8	731
5.6.12.8.1	Game Results USA - GBR	731
5.6.12.8.2	Game Results SWE - NOR	732
5.6.12.8.3	Game - Shot by Shot CZE - JPN	733
5.6.12.8.4	Game Results CZE - JPN	741
5.6.12.8.5	Game Results KOR - CAN	742
5.6.12.8.6	Game Results RUS - KAZ	743
5.6.12.9	Session 9	744
5.6.12.9.1	Game Results SWE - JPN	744
5.6.12.9.2	Game Results CZE - RUS	745
5.6.12.9.3	Game - Shot by Shot CAN - NOR	746
5.6.12.9.4	Game Results CAN - NOR	756
5.6.12.9.5	Game Results KAZ - USA	757
5.6.12.9.6	Game Results GBR - KOR	758



Almaty 2017
28TH WINTER UNIVERSIADE



Competition Schedule

As of SAT 28 JAN 2017

Date	Start Time	Session	Sheet A	Sheet B	Sheet C	Sheet D	Sheet E	
MON 30 JAN	9:00	w1	swe - sui	gbr - rus	kaz - ger	nor - kor	chn - can	
	14:00	M1	KOR - USA	CAN - KAZ	GBR - RUS	SWE - CZE	NOR - JPN	
	19:00	w2	rus - nor	sui - kor	chn - swe	can - ger	gbr - kaz	
TUE 31 JAN	9:00	M2	KAZ - SWE	USA - CZE	NOR - KOR	JPN - RUS	CAN - GBR	
	14:00	w3	ger - gbr	swe - can	sui - nor	kaz - chn	rus - kor	
	19:00	M3	RUS - CAN	KOR - JPN	USA - SWE	GBR - NOR	KAZ - CZE	
WED 1 FEB	9:00	w4	kor - chn	kaz - nor	can - rus	ger - swe	sui - gbr	
	14:00	M4	CZE - NOR	GBR - SWE	JPN - KAZ	RUS - KOR	USA - CAN	
	19:00	w5	kaz - rus	chn - sui	swe - kor	gbr - can	nor - ger	
THU 2 FEB	9:00	M5	GBR - KAZ	NOR - USA	KOR - CZE	CAN - JPN	SWE - RUS	
	14:00	w6	chn - ger	rus - swe	nor - gbr	kor - kaz	can - sui	
	19:00	M6	NOR - RUS	KAZ - KOR	SWE - CAN	CZE - GBR	JPN - USA	
FRI 3 FEB	9:00	w7	gbr - kor	can - kaz	ger - sui	chn - rus	swe - nor	
	14:00	M7	CAN - CZE	JPN - GBR	RUS - USA	NOR - KAZ	KOR - SWE	
	19:00	w8	sui - kaz	nor - chn	kor - can	swe - gbr	ger - rus	
SAT 4 FEB	9:00	M8	USA - GBR	SWE - NOR	CZE - JPN	KOR - CAN	RUS - KAZ	
	14:00	w9	nor - can	kor - ger	gbr - chn	rus - sui	kaz - swe	
	19:00	M9	SWE - JPN	CZE - RUS	CAN - NOR	KAZ - USA	GBR - KOR	
SUN 5 FEB	9:00	Tie-breaker Session (if necessary)						
MON 6 FEB	9:00	Men's and Women's Semi-Finals						
	16:00	Men's and Women's Bronze Medal Games						
TUE 7 FEB	9:00	Women's Gold Medal Game						
	14:00	Men's Gold Medal Game						

Note:

Lowercase - women UPPERCASE - MEN

First named team in each game plays red-handled stones and wears dark coloured upper playing garments.

Legend:

Mn Men's session n

wn Women's session n





Competition Officials

As of SAT 28 JAN 2017

Function	Name	Organisation
FISU Technical Delegate:	JOHNSTON Jeanette	GBR - United Kingdom
WCF Technical Delegate:	ARNOLD Scott	CAN - Canada
Chief Umpire:	WALDROFF Brett	CAN - Canada
Deputy Chief Umpire:	BORTHWICK Dor	GBR - United Kingdom
Game Umpires:	HUCKLE Anja	GER - Germany
	ISAK Vladimir	RUS - Russian Federation
	LILL Erkki	EST - Estonia
	ROURKE Bill	CAN - Canada
Chief Ice Technician:	CALLAN Mark	GBR - United Kingdom
Deputy Chief Ice Technician:	DANBROOK Jamie	CAN - Canada
Chief Timer:	HUSTLER James	GBR - United Kingdom
Deputy Chief Timer:	LIM Myungsup	KOR - Republic of Korea



Medallist by Event

As of TUE 7 FEB 2017 at 16:32

Event	Date	Medal	Name	Country Code
Women	TUE 7 FEB	GOLD	ROCQUE Kelsey SCHMIEMANN Danielle McDONALD Taylor THEROUX Taylore CODERRE Garry	CAN
		SILVER	MOISEEVA Victoria VASILEVA Uliana ARSENKINA Galina PORTUNOVA Julia DUYUNOVA Maria BELANOV Sergei	RUS
		BRONZE	WRANAA Isabella WAHLIN Jennie WINQVIST DE VAL Almida SJOEBERG Fanny KREVIAZUK Alison	SWE
Men	TUE 7 FEB	GOLD	MOUAT Bruce LAMMIE Bobby CANNON Gregor SLOAN Derrick SCHREIBER Alasdair BREWSTER Cate	GBR
		SILVER	MABERGS Patrik ESKILSSON Gustav NYMAN Fredrik PATZ Johannes PATZ Flemming	SWE
		BRONZE	WALSTAD Steffen HOEIBERG Markus NEDREGOTTEN Magnus ROELVAAG Sander LINDSTROEM Alexander	NOR



Almaty 2017

28TH WINTER UNIVERSIADE



CURLING

Women's



Entry List by Country

As of SAT 28 JAN 2017

CAN - Canada		
4 S	ROCQUE Kelsey	R
3 V	SCHMIEMANN Danielle	R
2	McDONALD Taylor	R
1	THEROUX Taylore	R
A	-	
C	CODERRE Garry	

CHN - People's Republic of China		
4 S	MEI Jie	R
3 V	MA Jingyi	R
2	YIN Yanxin	R
1	SUN Chengyu	R
A	CAO Ying	R
C	YUE Qingshuang	

GBR - United Kingdom		
4 S	AITKEN Gina	R
3 V	KERR Rowena	L
2	HALLIDAY Rachael	R
1	HANNEN Rachel	R
A	WARD Angharad	R
C	MILNE Mairi	

GER - Germany		
4 S	BEER Maike	R
3	BEER Claudia	R
2 V	ABBES Emira	R
1	MUSKATEWITZ Nicole	R
A	-	
C	GOLDEMANN Sven	

KAZ - Kazakhstan		
4 S	YUNICHEVA Ramina	R
3 V	SURGAY Anastassiya	R
2	BAKANOVA Kamila	R
1	ALLIYAROVA Sitara	R
A	KAKHAROVA Zarina	R
C	TEN Olga	

KOR - Republic of Korea		
4 S	KIM Eunjung	R
3 V	KIM Kyeongae	R
2	KIM Seonyeong	R
1	KIM Yeongmi	R
A	-	
C	KIM Minjung	

NOR - Norway		
4 S	TRULSEN Pia	R
3	SKAGA Ingvild	R
2 V	FORBREGD Mari	R
1	HAALIEN Stine	R
A	-	
C	MOE Petter	

RUS - Russian Federation		
4 S	MOISEEVA Victoria	R
3 V	VASILEVA Uliana	R
2	ARSENKINA Galina	R
1	PORTUNOVA Julia	R
A	DUYUNOVA Maria	R
C	BELANOV Sergei	

SUI - Switzerland		
4 V	HUERLIMANN Briar	R
3 S	STERN Elena	R
2	STERN Anna	R
1	KOLLER Celine	R
A	ISELI Noelle	R
C	HESS Pascal	

SWE - Sweden		
4 S	WRANAA Isabella	R
3	WAHLIN Jennie	R
2 V	WINQVIST DE VAL Almida	R
1	SJOEBERG Fanny	R
A	-	
C	KREVIAZUK Alison	

Note:

Team position and functions are attached to each team member's name as follows:

4 = Fourth, 3 = Third, 2 = Second, 1 = Lead, A = Alternate, S = Skip, V = Vice-Skip, C = Coach

Legend:

L Left-handed

R Right-handed



Session Results and Standings

Sheet	Game	Team	LSFE	1	2	3	4	5	6	7	8	9	10	Extra Ends	Total
A	1	SWE - Sweden	*	1	0	0	3	0	0	2	0	0	0		6
	1	SUI - Switzerland		0	0	1	0	3	0	0	2	0	1		7
B	1	GBR - United Kingdom		0	0	0	1	0	1	0	0	1	X		3
	1	RUS - Russian Federation	*	2	1	1	0	1	0	2	0	0	X		7
C	1	KAZ - Kazakhstan		0	0	0	1	0	1	0	X	X	X		2
	1	GER - Germany	*	3	1	1	0	4	0	4	X	X	X		13
D	1	NOR - Norway		0	0	1	2	1	0	0	0	2	0		6
	1	KOR - Republic of Korea	*	0	1	0	0	0	3	1	3	0	1		9
E	1	CHN - People's Republic of China	*	2	0	2	1	0	1	0	0	0	2	1	9
	1	CAN - Canada		0	1	0	0	2	0	3	1	1	0	0	8

Current Standings

Rank	Team	Games	Wins	Losses
1	CHN - People's Republic of China	1	1	0
1	GER - Germany	1	1	0
1	KOR - Republic of Korea	1	1	0
1	RUS - Russian Federation	1	1	0
1	SUI - Switzerland	1	1	0
6	CAN - Canada	1	0	1
6	GBR - United Kingdom	1	0	1
6	KAZ - Kazakhstan	1	0	1
6	NOR - Norway	1	0	1
6	SWE - Sweden	1	0	1

Note:

Under WCF rules, tie-breaking rules for standings are not applied until after the last game of the Round Robin.

Legend:

LSFE(*) Last Stone First End X Unfinished end due to concession



Session Results and Standings

Sheet	Game	Team	LSFE	1	2	3	4	5	6	7	8	9	10	Extra Ends	Total
A	2	RUS - Russian Federation	*	2	0	1	0	2	2	0	2	X	X		9
	2	NOR - Norway		0	1	0	1	0	0	1	0	X	X		3
B	2	SUI - Switzerland		0	0	0	2	0	2	0	0	2	2		8
	2	KOR - Republic of Korea	*	0	2	1	0	2	0	2	0	0	0		7
C	2	CHN - People's Republic of China		0	0	0	1	0	1	1	0	1	1		5
	2	SWE - Sweden	*	2	0	0	0	1	0	0	3	0	0		6
D	2	CAN - Canada	*	0	0	0	1	0	2	0	2	1	X		6
	2	GER - Germany		0	0	0	0	1	0	1	0	0	X		2
E	2	GBR - United Kingdom		0	4	1	0	2	0	3	X	X	X		10
	2	KAZ - Kazakhstan	*	1	0	0	2	0	1	0	X	X	X		4

Current Standings

Rank	Team	Games	Wins	Losses
1	RUS - Russian Federation	2	2	0
1	SUI - Switzerland	2	2	0
3	CAN - Canada	2	1	1
3	CHN - People's Republic of China	2	1	1
3	GBR - United Kingdom	2	1	1
3	GER - Germany	2	1	1
3	KOR - Republic of Korea	2	1	1
3	SWE - Sweden	2	1	1
9	KAZ - Kazakhstan	2	0	2
9	NOR - Norway	2	0	2

Note:

Under WCF rules, tie-breaking rules for standings are not applied until after the last game of the Round Robin.

Legend:

LSFE(*) Last Stone First End X Unfinished end due to concession



Session Results and Standings

Sheet	Game	Team	LSFE	1	2	3	4	5	6	7	8	9	10	Extra Ends	Total
A	3	GER - Germany	*	0	2	0	1	0	0	2	0	2	0		7
	3	GBR - United Kingdom		0	0	3	0	0	2	0	1	0	2		8
B	3	SWE - Sweden		0	0	0	0	0	2	0	0	1	0		3
	3	CAN - Canada	*	0	2	0	0	1	0	1	0	0	1		5
C	3	SUI - Switzerland	*	0	1	1	0	2	0	1	0	1	1		7
	3	NOR - Norway		0	0	0	1	0	2	0	1	0	0		4
D	3	KAZ - Kazakhstan		0	0	0	0	0	0	X	X	X	X		0
	3	CHN - People's Republic of China	*	1	1	1	2	3	2	X	X	X	X		10
E	3	RUS - Russian Federation	*	0	1	0	1	0	2	0	0	0	X		4
	3	KOR - Republic of Korea		0	0	2	0	2	0	2	1	0	X		7

Current Standings

Rank	Team	Games	Wins	Losses
1	SUI - Switzerland	3	3	0
2	CAN - Canada	3	2	1
2	CHN - People's Republic of China	3	2	1
2	GBR - United Kingdom	3	2	1
2	KOR - Republic of Korea	3	2	1
2	RUS - Russian Federation	3	2	1
7	GER - Germany	3	1	2
7	SWE - Sweden	3	1	2
9	KAZ - Kazakhstan	3	0	3
9	NOR - Norway	3	0	3

Note:

Under WCF rules, tie-breaking rules for standings are not applied until after the last game of the Round Robin.

Legend:

LSFE(*) Last Stone First End X Unfinished end due to concession



Session Results and Standings

Sheet	Game	Team	LSFE	1	2	3	4	5	6	7	8	9	10	Extra Ends	Total
A	4	KOR - Republic of Korea		1	0	0	2	0	2	0	3	0	1		9
	4	CHN - People's Republic of China	*	0	1	1	0	3	0	2	0	1	0		8
B	4	KAZ - Kazakhstan	*	0	1	0	0	0	3	0	X	X	X		4
	4	NOR - Norway		3	0	3	1	2	0	1	X	X	X		10
C	4	CAN - Canada	*	0	2	0	1	0	2	0	2	0	X		7
	4	RUS - Russian Federation		0	0	1	0	1	0	1	0	1	X		4
D	4	GER - Germany		0	3	0	1	0	3	0	0	0	1	0	8
	4	SWE - Sweden	*	2	0	2	0	0	0	3	1	0	0	4	12
E	4	SUI - Switzerland		0	0	0	1	1	0	1	0	2	0		5
	4	GBR - United Kingdom	*	0	0	1	0	0	2	0	1	0	2		6

Current Standings

Rank	Team	Games	Wins	Losses
1	CAN - Canada	4	3	1
1	GBR - United Kingdom	4	3	1
1	KOR - Republic of Korea	4	3	1
1	SUI - Switzerland	4	3	1
5	CHN - People's Republic of China	4	2	2
5	RUS - Russian Federation	4	2	2
5	SWE - Sweden	4	2	2
8	GER - Germany	4	1	3
8	NOR - Norway	4	1	3
10	KAZ - Kazakhstan	4	0	4

Note:

Under WCF rules, tie-breaking rules for standings are not applied until after the last game of the Round Robin.

Legend:

LSFE(*) Last Stone First End X Unfinished end due to concession



Session Results and Standings

Sheet	Game	Team	LSFE	1	2	3	4	5	6	7	8	9	10	Extra Ends	Total
A	5	KAZ - Kazakhstan		0	0	1	0	0	0	X	X	X	X		1
	5	RUS - Russian Federation	*	5	3	0	1	1	4	X	X	X	X		14
B	5	CHN - People's Republic of China		0	0	0	2	0	0	0	1	0	1		4
	5	SUI - Switzerland	*	0	0	3	0	0	1	1	0	1	0		6
C	5	SWE - Sweden	*	0	1	0	0	2	0	0	0	1	2		6
	5	KOR - Republic of Korea		0	0	2	1	0	0	0	2	0	0		5
D	5	GBR - United Kingdom	*	1	0	1	0	2	0	2	0	3	X		9
	5	CAN - Canada		0	1	0	1	0	1	0	2	0	X		5
E	5	NOR - Norway	*	0	0	0	1	0	1	0	0	X	X		2
	5	GER - Germany		1	2	1	0	3	0	2	1	X	X		10

Current Standings

Rank	Team	Games	Wins	Losses
1	GBR - United Kingdom	5	4	1
1	SUI - Switzerland	5	4	1
3	CAN - Canada	5	3	2
3	KOR - Republic of Korea	5	3	2
3	RUS - Russian Federation	5	3	2
3	SWE - Sweden	5	3	2
7	CHN - People's Republic of China	5	2	3
7	GER - Germany	5	2	3
9	NOR - Norway	5	1	4
10	KAZ - Kazakhstan	5	0	5

Note:

Under WCF rules, tie-breaking rules for standings are not applied until after the last game of the Round Robin.

Legend:

LSFE(*) Last Stone First End X Unplayed/unfinished end due to concession



Session Results and Standings

Sheet	Game	Team	LSFE	1	2	3	4	5	6	7	8	9	10	Extra Ends	Total
A	6	CHN - People's Republic of China	*	0	0	1	0	0	2	0	3	0	1		7
	6	GER - Germany		0	1	0	3	1	0	1	0	0	0		6
B	6	RUS - Russian Federation		0	0	3	0	0	0	2	1	0	0		6
	6	SWE - Sweden	*	0	1	0	1	1	0	0	0	1	1		5
C	6	NOR - Norway	*	0	0	0	2	2	1	0	0	1	0		6
	6	GBR - United Kingdom		0	1	1	0	0	0	2	1	0	2		7
D	6	KOR - Republic of Korea	*	7	0	4	0	2	1	X	X	X	X		14
	6	KAZ - Kazakhstan		0	1	0	1	0	0	X	X	X	X		2
E	6	CAN - Canada	*	0	1	0	2	1	0	0	1	0	0	1	6
	6	SUI - Switzerland		0	0	0	0	0	0	2	0	2	1	0	5

Current Standings

Rank	Team	Games	Wins	Losses
1	GBR - United Kingdom	6	5	1
2	CAN - Canada	6	4	2
2	KOR - Republic of Korea	6	4	2
2	RUS - Russian Federation	6	4	2
2	SUI - Switzerland	6	4	2
6	CHN - People's Republic of China	6	3	3
6	SWE - Sweden	6	3	3
8	GER - Germany	6	2	4
9	NOR - Norway	6	1	5
10	KAZ - Kazakhstan	6	0	6

Note:

Under WCF rules, tie-breaking rules for standings are not applied until after the last game of the Round Robin.

Legend:

LSFE(*) Last Stone First End

X Unplayed/unfinished end due to concession



Session Results and Standings

Sheet	Game	Team	LSFE	1	2	3	4	5	6	7	8	9	10	Extra Ends	Total
A	7	GBR - United Kingdom		0	1	0	2	0	1	0	3	0	2		9
	7	KOR - Republic of Korea	*	1	0	2	0	1	0	1	0	1	0		6
B	7	CAN - Canada	*	3	1	0	6	1	2	X	X	X	X		13
	7	KAZ - Kazakhstan		0	0	2	0	0	0	X	X	X	X		2
C	7	GER - Germany		0	0	0	0	1	0	0	1	1	1	0	4
	7	SUI - Switzerland	*	0	1	0	2	0	0	1	0	0	0	1	5
D	7	CHN - People's Republic of China		0	2	0	1	0	0	2	0	1	1		7
	7	RUS - Russian Federation	*	2	0	2	0	1	2	0	1	0	0		8
E	7	SWE - Sweden	*	0	3	0	3	4	0	2	X	X	X		12
	7	NOR - Norway		0	0	1	0	0	1	0	X	X	X		2

Current Standings

Rank	Team	Games	Wins	Losses
1	GBR - United Kingdom	7	6	1
2	CAN - Canada	7	5	2
2	RUS - Russian Federation	7	5	2
2	SUI - Switzerland	7	5	2
5	KOR - Republic of Korea	7	4	3
5	SWE - Sweden	7	4	3
7	CHN - People's Republic of China	7	3	4
8	GER - Germany	7	2	5
9	NOR - Norway	7	1	6
10	KAZ - Kazakhstan	7	0	7

Note:

Under WCF rules, tie-breaking rules for standings are not applied until after the last game of the Round Robin.

Legend:

LSFE(*) Last Stone First End X Unplayed/unfinished end due to concession



Session Results and Standings

Sheet	Game	Team	LSFE	1	2	3	4	5	6	7	8	9	10	Extra Ends	Total
A	8	SUI - Switzerland		0	1	1	0	4	2	X	X	X	X		8
	8	KAZ - Kazakhstan	*	1	0	0	2	0	0	X	X	X	X		3
B	8	NOR - Norway	*	2	0	1	0	0	0	2	0	1	0		6
	8	CHN - People's Republic of China		0	2	0	3	1	1	0	1	0	1		9
C	8	KOR - Republic of Korea		0	0	0	1	0	0	1	0	0	X		2
	8	CAN - Canada	*	0	0	1	0	2	0	0	2	3	X		8
D	8	SWE - Sweden	*	0	2	0	1	0	2	0	2	0	1		8
	8	GBR - United Kingdom		0	0	1	0	2	0	2	0	2	0		7
E	8	GER - Germany	*	3	0	1	2	0	0	1	0	1	X		8
	8	RUS - Russian Federation		0	1	0	0	2	1	0	2	0	X		6

Current Standings

Rank	Team	Games	Wins	Losses
1	CAN - Canada	8	6	2
1	GBR - United Kingdom	8	6	2
1	SUI - Switzerland	8	6	2
4	RUS - Russian Federation	8	5	3
4	SWE - Sweden	8	5	3
6	CHN - People's Republic of China	8	4	4
6	KOR - Republic of Korea	8	4	4
8	GER - Germany	8	3	5
9	NOR - Norway	8	1	7
10	KAZ - Kazakhstan	8	0	8

Note:

Under WCF rules, tie-breaking rules for standings are not applied until after the last game of the Round Robin.

Legend:

LSFE(*) Last Stone First End

X Unplayed/unfinished end due to concession



Session Results and Standings

Sheet	Game	Team	LSFE	1	2	3	4	5	6	7	8	9	10	Extra Ends	Total
A	9	NOR - Norway	*	2	1	0	1	0	0	1	0	0	X		5
	9	CAN - Canada		0	0	3	0	1	2	0	2	2	X		10
B	9	KOR - Republic of Korea	*	3	0	1	0	2	0	0	0	2	X		8
	9	GER - Germany		0	1	0	2	0	0	0	1	0	X		4
C	9	GBR - United Kingdom	*	0	0	2	0	1	0	0	0	1	0		4
	9	CHN - People's Republic of China		0	1	0	2	0	0	2	1	0	2		8
D	9	RUS - Russian Federation	*	0	1	1	0	0	4	0	3	X	X		9
	9	SUI - Switzerland		1	0	0	0	0	0	2	0	X	X		3
E	9	KAZ - Kazakhstan	*	2	0	0	2	0	1	0	0	X	X		5
	9	SWE - Sweden		0	4	1	0	3	0	1	4	X	X		13

Standings after Round Robin

Rank	Team	Games	Wins	Losses				
1	CAN - Canada	9	7	2			Q	
2	RUS - Russian Federation	9	6	3			Q	w3
3	SWE - Sweden	9	6	3			Q	w1,1 DSC 56.86cm
3	SUI - Switzerland	9	6	3			TB	w1,1 DSC 61.13cm
3	GBR - United Kingdom	9	6	3			TB	w1,1 DSC 68.94cm
6	KOR - Republic of Korea	9	5	4				w1
7	CHN - People's Republic of China	9	5	4				w0
8	GER - Germany	9	3	6				
9	NOR - Norway	9	1	8				
10	KAZ - Kazakhstan	9	0	9				

Tie-breaker schedule:

SUN 5 FEB 9:00 SUI - GBR

Legend:			
DSC	Draw Shot Challenge	LSFE(*)	Last Stone First End
TB	Involved in the tie-breaker	wn	Number of wins (n) against tied teams
		Q	Qualified for the semi-finals
		X	Unplayed/unfinished end due to concession



Session Results and Standings

Sheet	Game	Team	LSFE	1	2	3	4	5	6	7	8	9	10	Extra Ends	Total
E	10	SUI - Switzerland		0	1	0	2	0	1	0	0	2	X		6
	10	GBR - United Kingdom	*	0	0	2	0	0	0	2	0	0	X		4

Standings after Round Robin and Tie-breakers

Rank	Team	Games	Wins	Losses	TB W-L
1	CAN - Canada	9	7	2	Q
2	RUS - Russian Federation	9	6	3	Q
3	SUI - Switzerland	9	6	3	1 - 0 Q w1
4	SWE - Sweden	9	6	3	Q w0
5	GBR - United Kingdom	9	6	3	0 - 1
6	KOR - Republic of Korea	9	5	4	w1
7	CHN - People's Republic of China	9	5	4	w0
8	GER - Germany	9	3	6	
9	NOR - Norway	9	1	8	
10	KAZ - Kazakhstan	9	0	9	

Legend:

LSFE(*) Last Stone First End

Q Qualified for the semi-finals

TB W-L Tie-breaker Wins-Losses

wn Number of wins (n) against tied teams

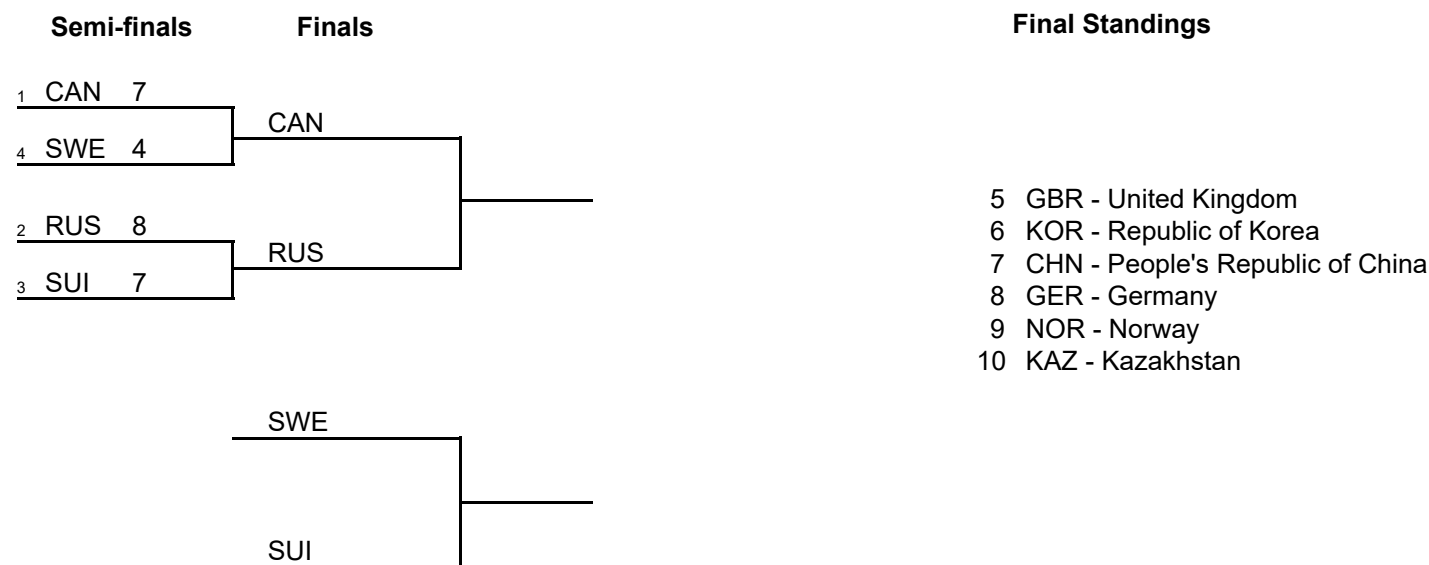
X Unplayed/unfinished end due to concession



Session Results and Standings

Sheet	Game	Team	LSFE	1	2	3	4	5	6	7	8	9	10	Extra Ends	Total
C	11	SUI - Switzerland		0	0	3	0	0	1	0	2	0	1	0	7
	10	RUS - Russian Federation	*	0	3	0	2	0	0	1	0	1	0	1	8
D	10	SWE - Sweden		0	0	0	1	0	1	0	2	0	X		4
	10	CAN - Canada	*	0	1	1	0	2	0	2	0	1	X		7

Championship Bracket



Legend:
 LSFE(*) Last Stone First End X Unplayed/unfinished end due to concession

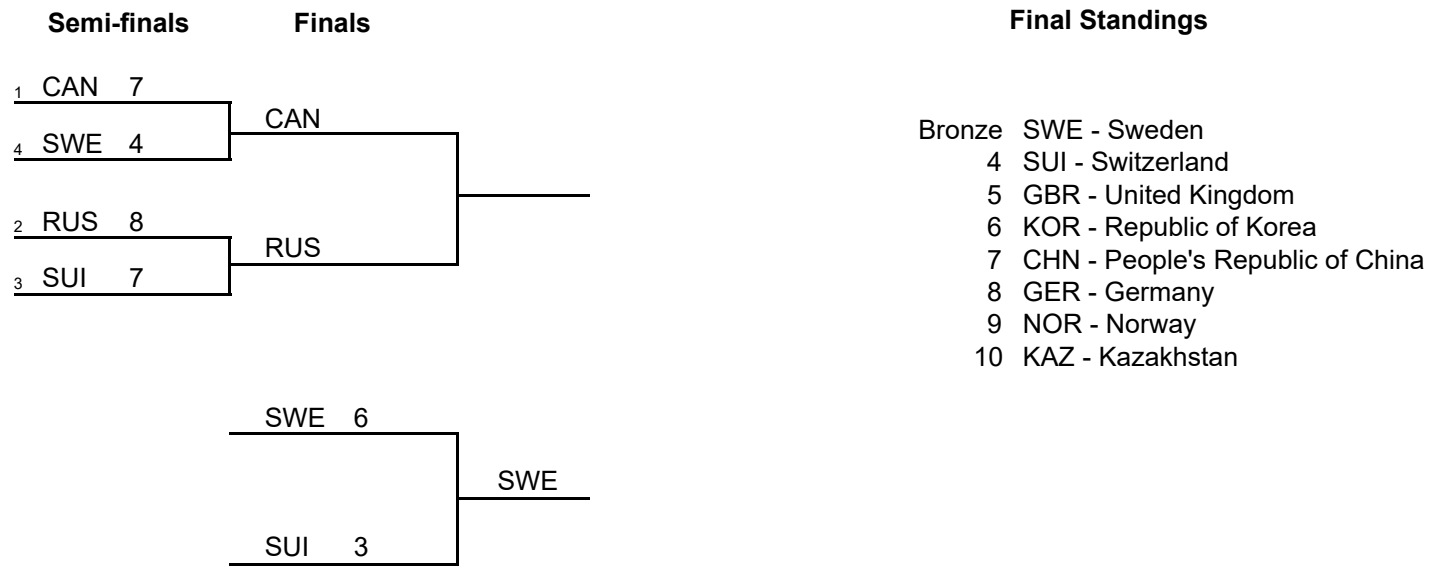




Session Results and Standings

Sheet	Game	Team	LSFE	1	2	3	4	5	6	7	8	9	10	Extra Ends	Total
B	11	SWE - Sweden		0	0	3	0	0	1	0	1	0	1		6
	12	SUI - Switzerland	*	0	0	0	1	0	0	1	0	1	0		3

Championship Bracket



Legend:
 LSFE(*) Last Stone First End

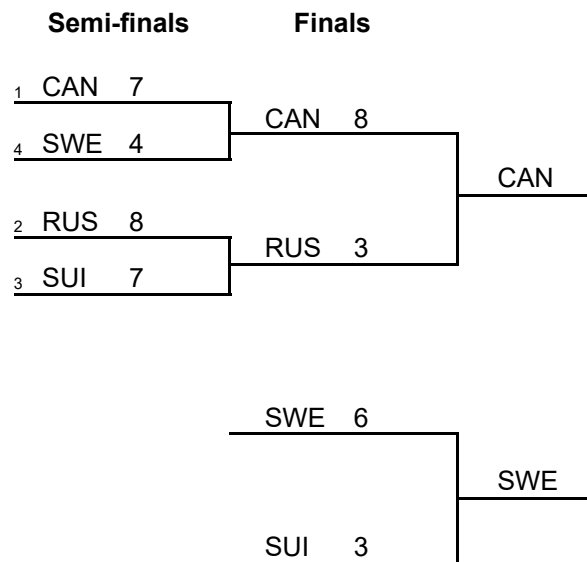




Session Results and Standings

Sheet	Game	Team	LSFE	1	2	3	4	5	6	7	8	9	10	Extra Ends	Total
B	11	RUS - Russian Federation		0	0	0	1	0	0	2	0	0	X		3
	11	CAN - Canada	*	0	2	2	0	1	0	0	1	2	X		8

Championship Bracket



Final Standings

- Gold CAN - Canada
- Silver RUS - Russian Federation
- Bronze SWE - Sweden
- 4 SUI - Switzerland
- 5 GBR - United Kingdom
- 6 KOR - Republic of Korea
- 7 CHN - People's Republic of China
- 8 GER - Germany
- 9 NOR - Norway
- 10 KAZ - Kazakhstan

Legend:
 LSFE(*) Last Stone First End X Unplayed/unfinished end due to concession





Competition Summary

Session	Date	Time	Sheet A	Sheet B	Sheet C	Sheet D	Sheet E
Session 1	30 JAN	9:00	SWE - SUI 6:7	GBR - RUS 3:7	KAZ - GER 2:13	NOR - KOR 6:9	CHN - CAN 9:8
Session 2	30 JAN	19:00	RUS - NOR 9:3	SUI - KOR 8:7	CHN - SWE 5:6	CAN - GER 6:2	GBR - KAZ 10:4
Session 3	31 JAN	14:00	GER - GBR 7:8	SWE - CAN 3:5	SUI - NOR 7:4	KAZ - CHN 0:10	RUS - KOR 4:7
Session 4	1 FEB	9:00	KOR - CHN 9:8	KAZ - NOR 4:10	CAN - RUS 7:4	GER - SWE 8:12	SUI - GBR 5:6
Session 5	1 FEB	19:00	KAZ - RUS 1:14	CHN - SUI 4:6	SWE - KOR 6:5	GBR - CAN 9:5	NOR - GER 2:10
Session 6	2 FEB	14:00	CHN - GER 7:6	RUS - SWE 6:5	NOR - GBR 6:7	KOR - KAZ 14:2	CAN - SUI 6:5
Session 7	3 FEB	9:00	GBR - KOR 9:6	CAN - KAZ 13:2	GER - SUI 4:5	CHN - RUS 7:8	SWE - NOR 12:2
Session 8	3 FEB	19:00	SUI - KAZ 8:3	NOR - CHN 6:9	KOR - CAN 2:8	SWE - GBR 8:7	GER - RUS 8:6
Session 9	4 FEB	14:00	NOR - CAN 5:10	KOR - GER 8:4	GBR - CHN 4:8	RUS - SUI 9:3	KAZ - SWE 5:13
Tie-breaker	5 FEB	9:00					SUI - GBR 6:4
Semi-finals	6 FEB	9:00			SUI - RUS 7:8	SWE - CAN 4:7	
Bronze Medal	6 FEB	16:00		SWE - SUI 6:3			
Gold Medal	7 FEB	9:00		RUS - CAN 3:8			

Standings after Round Robin and Tie-Breaker

Rank	Team	Games	Wins	Losses	TB W-L
1	CAN - Canada	9	7	2	Q
2	RUS - Russian Federation	9	6	3	Q
3	SUI - Switzerland	9	6	3	1 - 0 Q w1
4	SWE - Sweden	9	6	3	Q w0
5	GBR - United Kingdom	9	6	3	0 - 1
6	KOR - Republic of Korea	9	5	4	w1
7	CHN - People's Republic of China	9	5	4	w0
8	GER - Germany	9	3	6	
9	NOR - Norway	9	1	8	
10	KAZ - Kazakhstan	9	0	9	

Championship Bracket

Semi-finals	Finals	Final Standings
1 CAN 7	CAN 8	Gold CAN - Canada
4 SWE 4		Silver RUS - Russian Federation
2 RUS 8	RUS 3	Bronze SWE - Sweden
3 SUI 7		4 SUI - Switzerland
	SWE 6	5 GBR - United Kingdom
	SUI 3	6 KOR - Republic of Korea
	SWE	7 CHN - People's Republic of China
		8 GER - Germany
		9 NOR - Norway
		10 KAZ - Kazakhstan

Legend:	Q Qualified for the semi-finals	TB W-L Tie-breaker Wins-Losses	wn Number of wins (n) against tied teams
----------------	----------------------------------------	---------------------------------------	-------------------------------------------------



Almaty 2017
28TH WINTER UNIVERSIADE



Final Standings

Rank	Team	Players	Position - Function
Gold	CAN - Canada	ROCQUE Kelsey SCHMIEMANN Danielle McDONALD Taylor THEROUX Taylore -	4 S 3 V 2 1 A
Silver	RUS - Russian Federation	MOISEEVA Victoria VASILEVA Uliana ARSENKINA Galina PORTUNOVA Julia DUYUNOVA Maria	4 S 3 V 2 1 A
Bronze	SWE - Sweden	WRANAA Isabella WAHLIN Jennie WINQVIST DE VAL Almida SJOEBERG Fanny -	4 S 3 2 V 1 A
4	SUI - Switzerland	HUERLIMANN Briar STERN Elena STERN Anna KOLLER Celine ISELI Noelle	4 V 3 S 2 1 A
5	GBR - United Kingdom	AITKEN Gina KERR Rowena HALLIDAY Rachael HANNEN Rachel WARD Angharad	4 S 3 V 2 1 A
6	KOR - Republic of Korea	KIM Eunjung KIM Kyeongae KIM Seonyeong KIM Yeongmi -	4 S 3 V 2 1 A
7	CHN - People's Republic of China	MEI Jie MA Jingyi YIN Yanxin SUN Chengyu CAO Ying	4 S 3 V 2 1 A
8	GER - Germany	BEER Maike BEER Claudia ABBES Emira MUSKATEWITZ Nicole -	4 S 3 2 V 1 A
9	NOR - Norway	TRULSEN Pia SKAGA Ingvild FORBREGD Mari HAALIEN Stine -	4 S 3 2 V 1 A
10	KAZ - Kazakhstan	YUNICHEVA Ramina SURGAY Anastassiya BAKANOVA Kamila ALLIYAROVA Sitara KAKHAROVA Zarina	4 S 3 V 2 1 A

Note:

Team position and functions are attached to each team member's name as follows:
4 = Fourth, **3** = Third, **2** = Second, **1** = Lead, **A** = Alternate, **S** = Skip, **V** = Vice-Skip





Competition Matrix

Team	CAN	CHN	GBR	GER	KAZ	KOR	NOR	RUS	SUI	SWE
CAN		8 - 9	5 - 9	6 - 2	13 - 2	8 - 2	10 - 5	7 - 4	6 - 5	5 - 3
CHN	9 - 8		8 - 4	7 - 6	10 - 0	8 - 9	9 - 6	7 - 8	4 - 6	5 - 6
GBR	9 - 5	4 - 8		8 - 7	10 - 4	9 - 6	7 - 6	3 - 7	6 - 5	7 - 8
GER	2 - 6	6 - 7	7 - 8		13 - 2	4 - 8	10 - 2	8 - 6	4 - 5	8 - 12
KAZ	2 - 13	0 - 10	4 - 10	2 - 13		2 - 14	4 - 10	1 - 14	3 - 8	5 - 13
KOR	2 - 8	9 - 8	6 - 9	8 - 4	14 - 2		9 - 6	7 - 4	7 - 8	5 - 6
NOR	5 - 10	6 - 9	6 - 7	2 - 10	10 - 4	6 - 9		3 - 9	4 - 7	2 - 12
RUS	4 - 7	8 - 7	7 - 3	6 - 8	14 - 1	4 - 7	9 - 3		9 - 3	6 - 5
SUI	5 - 6	6 - 4	5 - 6	5 - 4	8 - 3	8 - 7	7 - 4	3 - 9		7 - 6
SWE	3 - 5	6 - 5	8 - 7	12 - 8	13 - 5	6 - 5	12 - 2	5 - 6	6 - 7	

Standings after Round Robin

Rank	Team	Games	Wins	Losses	
1	CAN - Canada	9	7	2	Q
2	RUS - Russian Federation	9	6	3	Q w3
3	SWE - Sweden	9	6	3	Q w1,1 DSC 56.86cm
3	SUI - Switzerland	9	6	3	TB w1,1 DSC 61.13cm
3	GBR - United Kingdom	9	6	3	TB w1,1 DSC 68.94cm
6	KOR - Republic of Korea	9	5	4	w1
7	CHN - People's Republic of China	9	5	4	w0
8	GER - Germany	9	3	6	
9	NOR - Norway	9	1	8	
10	KAZ - Kazakhstan	9	0	9	

Legend:

DSC Draw Shot Challenge

Q Qualified for the semi-finals

TB Involved in the tie-breaker

wn Number of wins (n) against tied teams



Draw Shot Challenge

Rank	Team	Stone Rotation	Last Stone Draw in each Round Robin Game									DSC
			1	2	3	4	5	6	7	8	9	
1	RUS - Russian Federation	↻	10.2	36.0	30.7	40.9	6.7	77.8	56.0	199.6	22.3	46.64cm
		↻	64.8	33.9	27.6	56.8	109.9	40.2	88.2	199.6	44.3	
2	SWE - Sweden	↻	134.6	167.0	89.9	15.3	37.7	78.4	24.6	30.0	67.0	56.86cm
		↻	21.9	91.5	199.6	85.9	28.7	31.9	30.9	41.0	100.4	
3	SUI - Switzerland	↻	28.4	162.6	45.0	78.2	36.2	46.1	12.8	49.0	27.2	61.13cm
		↻	187.5	152.8	55.5	12.1	30.7	134.8	98.5	117.9	52.9	
4	KOR - Republic of Korea	↻	47.5	39.0	43.1	36.7	101.3	48.0	61.0	60.9	52.7	61.47cm
		↻	27.5	112.1	56.5	199.6	146.2	53.3	84.7	159.9	13.0	
5	CAN - Canada	↻	144.6	23.1	30.1	47.8	146.9	32.3	90.6	5.8	130.7	66.43cm
		↻	199.6	135.6	30.3	0.8	27.8	65.0	8.9	142.5	147.0	
6	GBR - United Kingdom	↻	80.5	50.2	69.0	36.5	46.8	38.8	84.7	120.9	32.3	68.94cm
		↻	36.9	165.8	199.6	31.9	96.2	143.1	137.2	80.0	18.0	
7	NOR - Norway	↻	24.3	199.6	8.1	108.0	30.8	18.5	88.3	34.5	31.3	79.40cm
		↻	199.6	119.4	199.6	199.6	17.0	85.7	199.6	12.5	93.2	
8	GER - Germany	↻	9.7	44.7	119.6	85.5	199.6	124.6	119.6	94.6	87.1	80.72cm
		↻	61.1	126.2	29.9	43.9	29.2	193.8	103.5	134.2	78.1	
9	CHN - People's Republic of China	↻	51.0	137.5	90.2	28.0	86.7	161.4	158.8	94.8	36.6	84.39cm
		↻	49.8	121.6	199.6	183.1	2.1	95.7	24.4	41.0	170.6	
10	KAZ - Kazakhstan	↻	112.3	60.5	180.4	12.5	199.6	199.6	199.6	88.4	69.2	101.87cm
		↻	109.0	22.4	199.6	61.3	199.6	168.2	51.5	72.1	23.3	

Note:

The Draw Shot Challenge (DSC) is the average distance of all the individual Last Stone Draw stones, which were delivered by a team during the round robin. The two least favourable results will be eliminated before calculating the average distance. The team with the lesser DSC receives the higher ranking. If the DSCs are equal then the team with the best non-equal counting LSD receives the higher ranking. In the case where all counting LSDs are equal, the team ranked higher in the WCF World Rankings is ranked higher.

Legend:

↻ Clockwise

↻ Counter-clockwise

DSC Draw Shot Challenge



Scoring Analysis

Team	Games		Stolen		Points Scored						Total	Plus / Minus
			LSFE	Ends	0	1	2	3	4	>4		
CAN - Canada	11	For	8	15	10	25	20	4	0	1	83	+35
		Against	3	4	7	21	12	1	0	0	48	
SWE - Sweden	11	For	7	8	11	20	12	7	4	0	81	+21
		Against	4	8	11	24	12	4	0	0	60	
RUS - Russian Federation	11	For	7	11	5	23	15	4	2	1	78	+19
		Against	4	8	7	25	14	2	0	0	59	
CHN - People's Republic of China	9	For	4	16	4	27	14	4	0	0	67	+14
		Against	5	7	5	18	10	5	0	0	53	
KOR - Republic of Korea	9	For	5	7	5	16	14	4	1	1	67	+12
		Against	4	6	8	16	15	3	0	0	55	
GER - Germany	9	For	3	12	6	22	7	6	2	0	62	+6
		Against	6	5	8	16	12	4	1	0	56	
GBR - United Kingdom	10	For	4	4	7	17	17	4	1	0	67	+5
		Against	6	9	5	24	19	0	0	0	62	
SUI - Switzerland	12	For	4	13	16	27	15	3	1	0	70	+3
		Against	8	8	11	25	13	4	1	0	67	
NOR - Norway	9	For	4	8	1	20	9	2	0	0	44	-33
		Against	5	17	3	21	14	8	1	0	77	
KAZ - Kazakhstan	9	For	4	0	0	10	5	1	0	0	23	-82
		Against	5	22	0	17	7	8	8	3	105	
Total	50			94	65	207	128	39	11	3	642	

Note:
Stolen ends are the ends won without the last stone advantage.

Legend:
>4 More than four points scored LSFE Last Stone First End



Almaty 2017
28TH WINTER UNIVERSIADE



Summary of Big Ends

Points Scored	By	Against	Session	End	Game Result
7	KOR - Republic of Korea	KAZ - Kazakhstan	6	1	14 : 2
6	CAN - Canada	KAZ - Kazakhstan	7	4	13 : 2
5	RUS - Russian Federation	KAZ - Kazakhstan	5	1	14 : 1
4	GBR - United Kingdom	KAZ - Kazakhstan	2	2	10 : 4
4	GER - Germany	KAZ - Kazakhstan	1	5	13 : 2
4	GER - Germany	KAZ - Kazakhstan	1	7	13 : 2
4	KOR - Republic of Korea	KAZ - Kazakhstan	6	3	14 : 2
4	RUS - Russian Federation	KAZ - Kazakhstan	5	6	14 : 1
4	RUS - Russian Federation	SUI - Switzerland	9	6	9 : 3
4	SUI - Switzerland	KAZ - Kazakhstan	8	5	8 : 3
4	SWE - Sweden	GER - Germany	4	11	12 : 8
4	SWE - Sweden	NOR - Norway	7	5	12 : 2
4	SWE - Sweden	KAZ - Kazakhstan	9	2	13 : 5
4	SWE - Sweden	KAZ - Kazakhstan	9	8	13 : 5

Note:
Big ends are defined as ends with a score of four or more points.



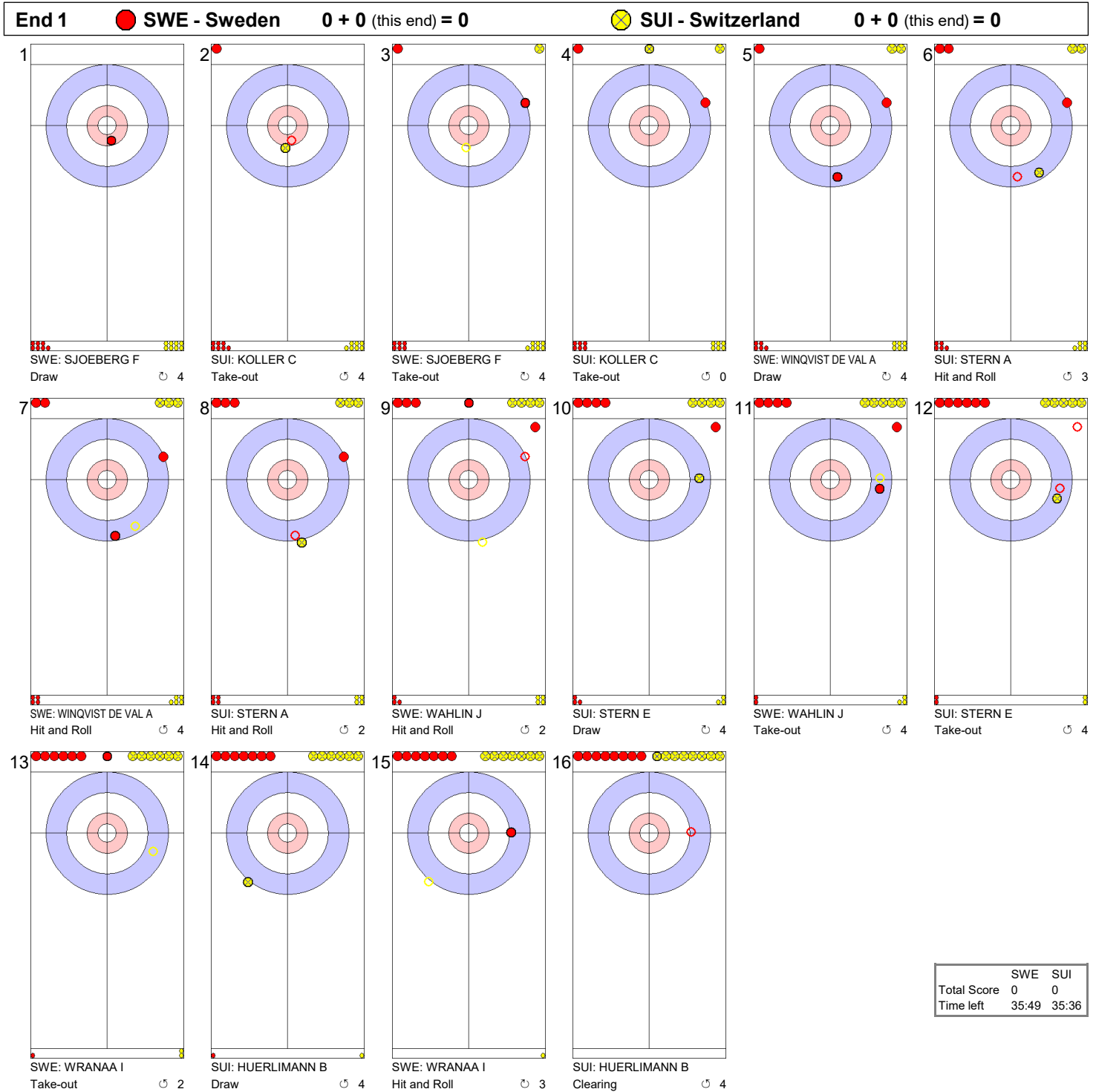


Medallists

Medal	Country	Name
GOLD	CAN - Canada	ROCQUE Kelsey SCHMIEMANN Danielle McDONALD Taylor THEROUX Taylore CODERRE Garry
SILVER	RUS - Russian Federation	MOISEEVA Victoria VASILEVA Uliana ARSENKINA Galina PORTUNOVA Julia DUYUNOVA Maria BELANOV Sergei
BRONZE	SWE - Sweden	WRANAA Isabella WAHLIN Jennie WINQVIST DE VAL Almida SJOEBERG Fanny KREVI AZUK Alison



Game - Shot by Shot





Game - Shot by Shot

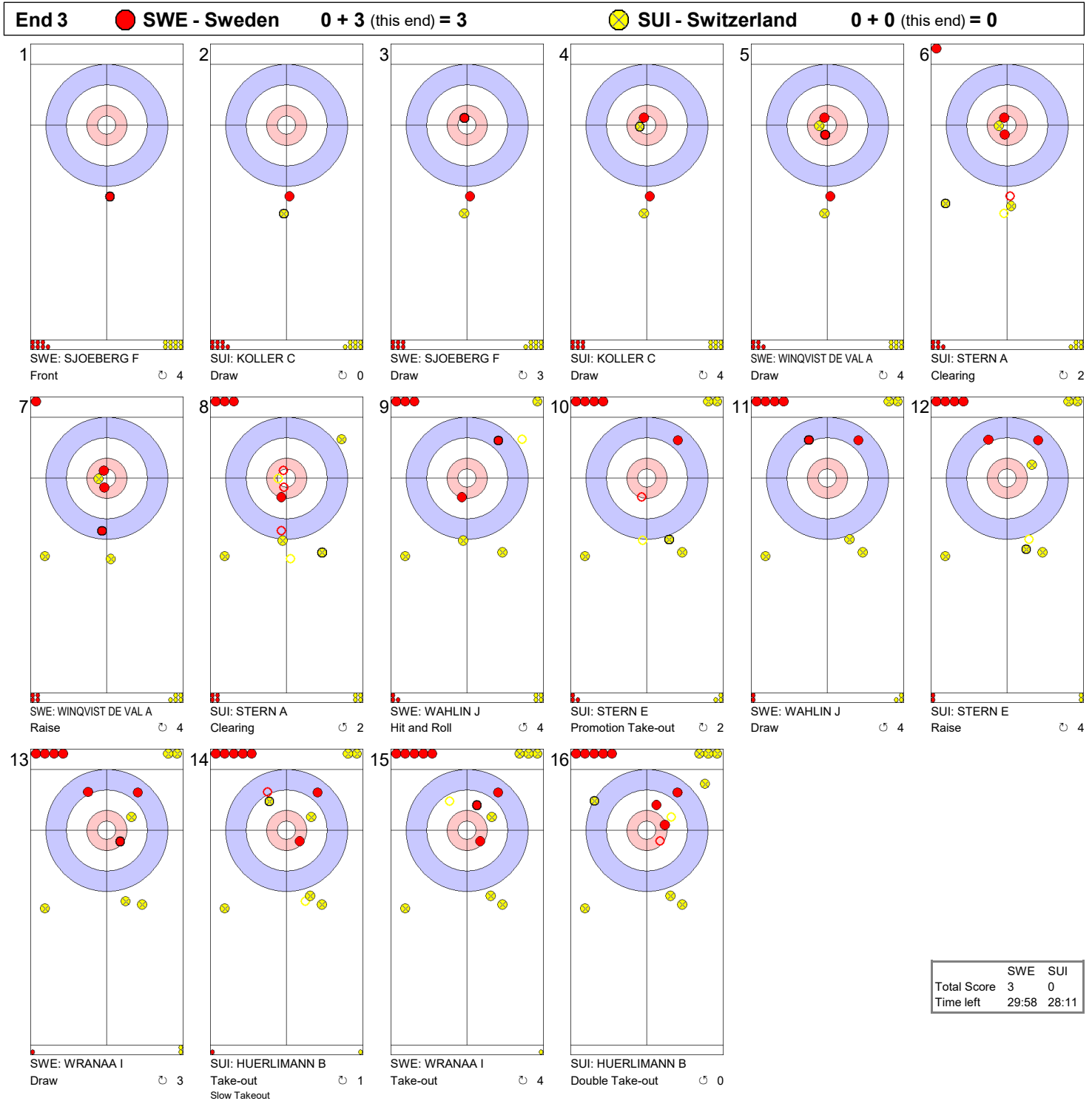


	SWE	SUI
Total Score	0	0
Time left	33:34	32:29



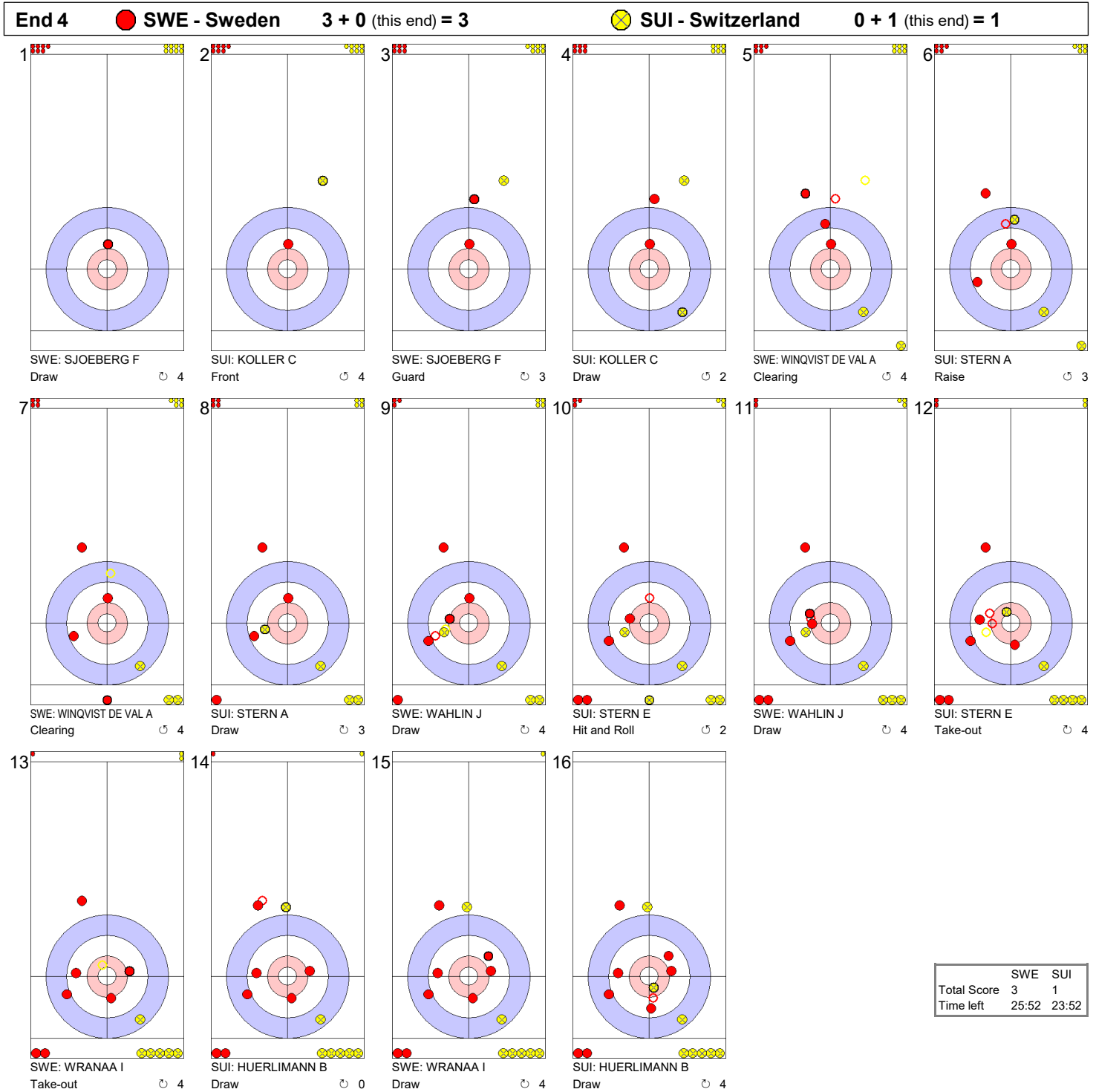


Game - Shot by Shot





Game - Shot by Shot

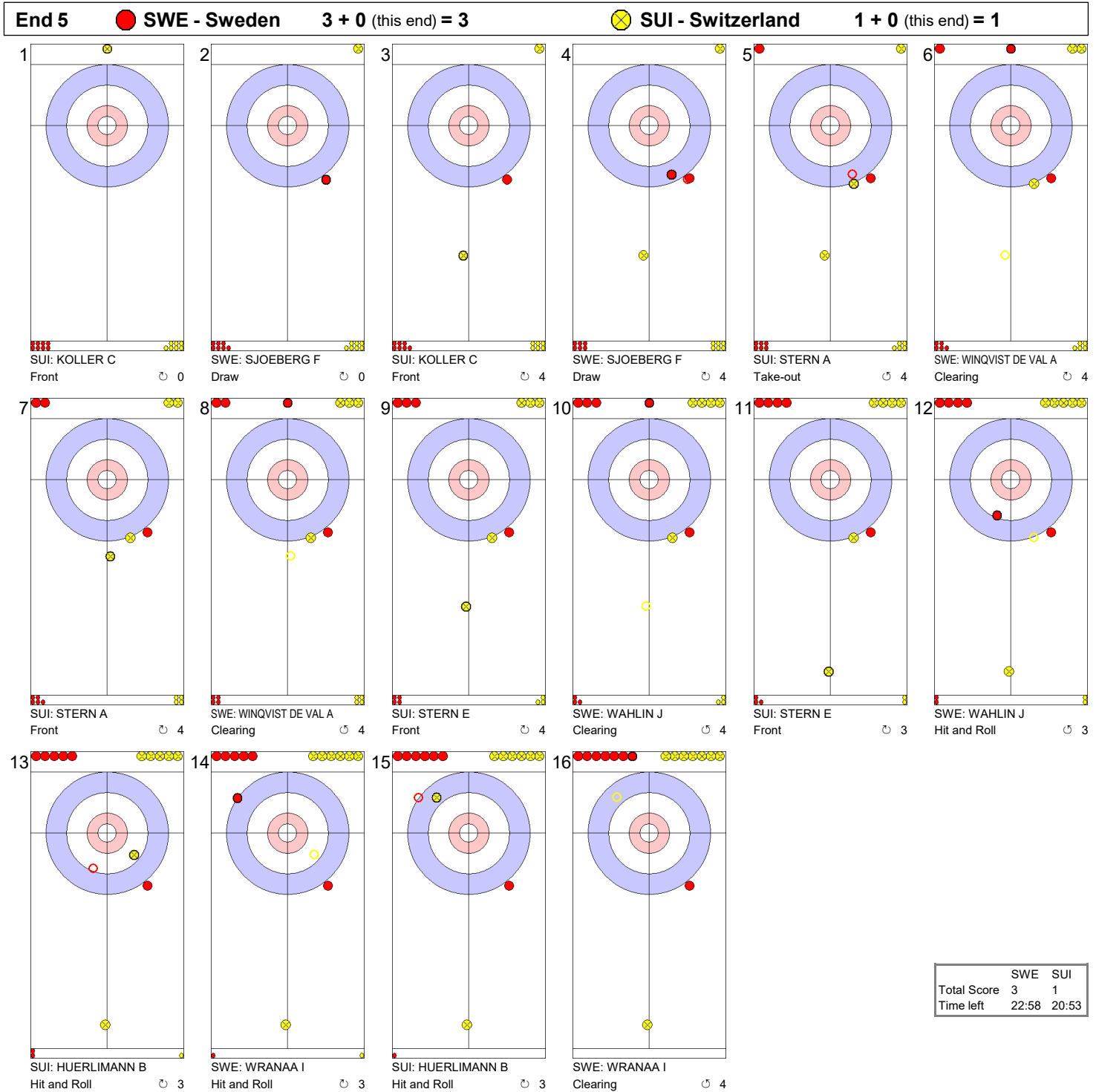


	SWE	SUI
Total Score	3	1
Time left	25:52	23:52





Game - Shot by Shot



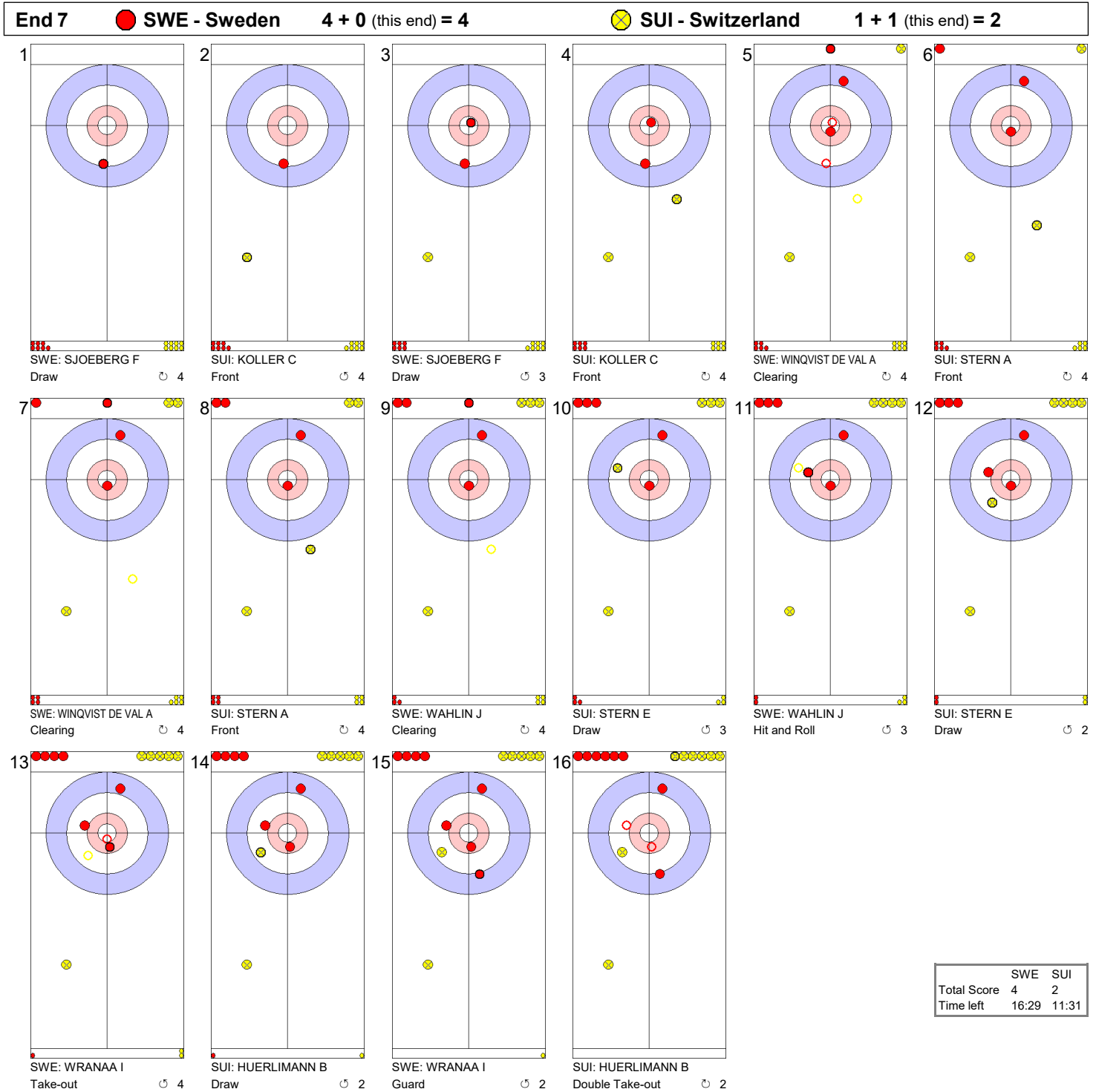


Game - Shot by Shot



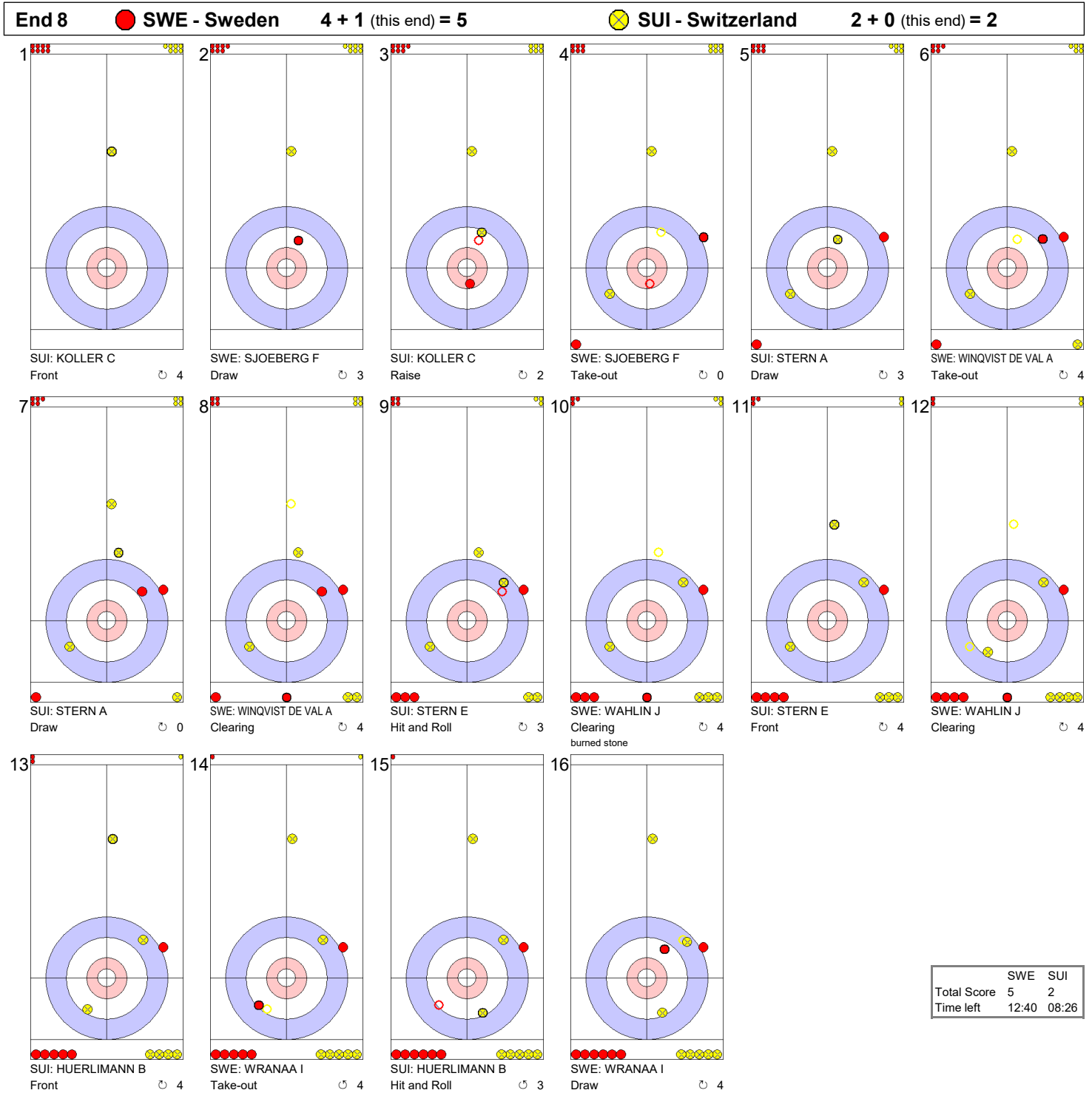


Game - Shot by Shot





Game - Shot by Shot





Game - Shot by Shot





Game - Shot by Shot





Game Results

Sheet	Game	Team	LSFE	1	2	3	4	5	6	7	8	9	10	Extra Ends	Total
B	11	SWE - Sweden		0	0	3	0	0	1	0	1	0	1		6
	12	SUI - Switzerland	*	0	0	0	1	0	0	1	0	1	0		3

SWE - Sweden		Shot Success Game
4 S	WRANAA Isabella	84%
3	WAHLIN Jennie	89%
2 V	WINQVIST DE VAL Almida	93%
1	SJOEBERG Fanny	76%
A	-	-
Team Total		85%

SUI - Switzerland		Shot Success Game
4 V	HUERLIMANN Briar	75%
3 S	STERN Elena	81%
2	STERN Anna	71%
1	KOLLER Celine	73%
A	ISELI Noelle	-
Team Total		75%

Time remaining: 6 minutes 7 seconds

Time remaining: 1 minute 7 seconds

Time-out: end 10 - SUI stone 7

Shot Success Analysis

SWE - Sweden		Draws	Take-outs	Game
4	WRANAA Isabella	↻ 3 92%	8 75%	11 80%
		↻ 2 75%	7 93%	9 89%
		Total 5 85%	15 83%	20 84%
3	WAHLIN Jennie	↻ 4 94%	5 80%	9 86%
		↻ 1 100%	10 90%	11 91%
		Total 5 95%	15 87%	20 89%
2	WINQVIST DE VAL Almida	↻ 4 75%	10 95%	14 89%
		↻ 0 -	6 100%	6 100%
		Total 4 75%	16 97%	20 93%
1	SJOEBERG Fanny	↻ 14 79%	3 67%	17 76%
		↻ 2 63%	1 100%	3 75%
		Total 16 77%	4 75%	20 76%
A -	-	↻ 0 -	0 -	0 -
		↻ 0 -	0 -	0 -
		Total 0 -	0 -	0 -
Team		↻ 25 82%	26 83%	51 82%
		↻ 5 75%	24 94%	29 91%
		Total 30 81%	50 88%	80 85%

SUI - Switzerland		Draws	Take-outs	Game
4	HUERLIMANN Briar	↻ 7 79%	4 56%	11 70%
		↻ 4 88%	5 75%	9 81%
		Total 11 82%	9 67%	20 75%
3	STERN Elena	↻ 9 89%	4 81%	13 87%
		↻ 3 75%	4 69%	7 71%
		Total 12 85%	8 75%	20 81%
2	STERN Anna	↻ 10 83%	2 63%	12 79%
		↻ 3 50%	5 65%	8 59%
		Total 13 75%	7 64%	20 71%
1	KOLLER Celine	↻ 12 79%	0 -	12 79%
		↻ 5 70%	3 50%	8 63%
		Total 17 76%	3 50%	20 73%
A	ISELI Noelle	↻ 0 -	0 -	0 -
		↻ 0 -	0 -	0 -
		Total 0 -	0 -	0 -
Team		↻ 38 82%	10 68%	48 79%
		↻ 15 72%	17 66%	32 69%
		Total 53 79%	27 67%	80 75%

Note:

Team position and functions are attached to each team member's name as follows:
4 = Fourth, **3** = Third, **2** = Second, **1** = Lead, **A** = Alternate, **S** = Skip, **V** = Vice-Skip

Legend:

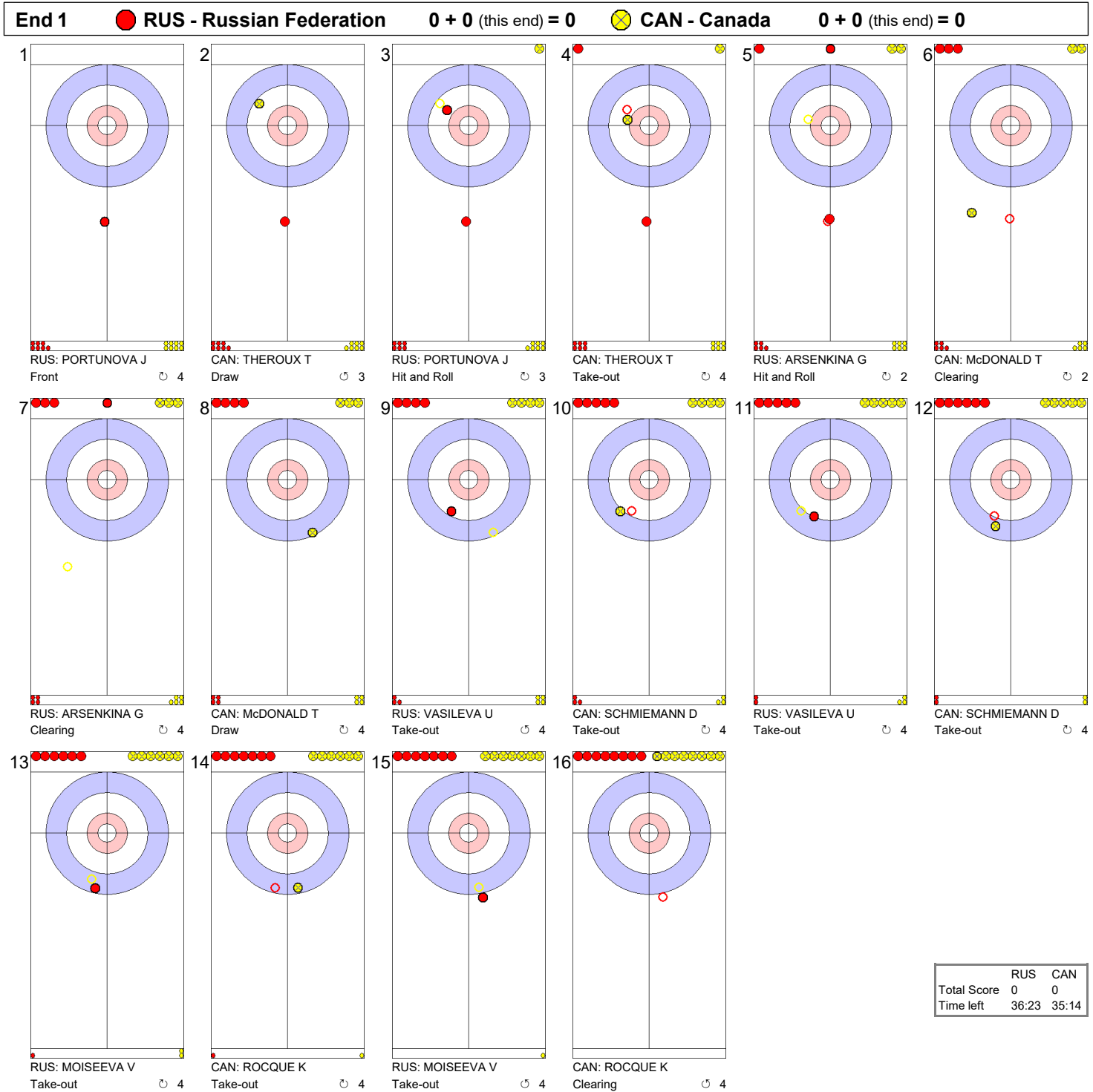
↻ Clockwise

↻ Counter-clockwise

LSFE(*) Last Stone First End

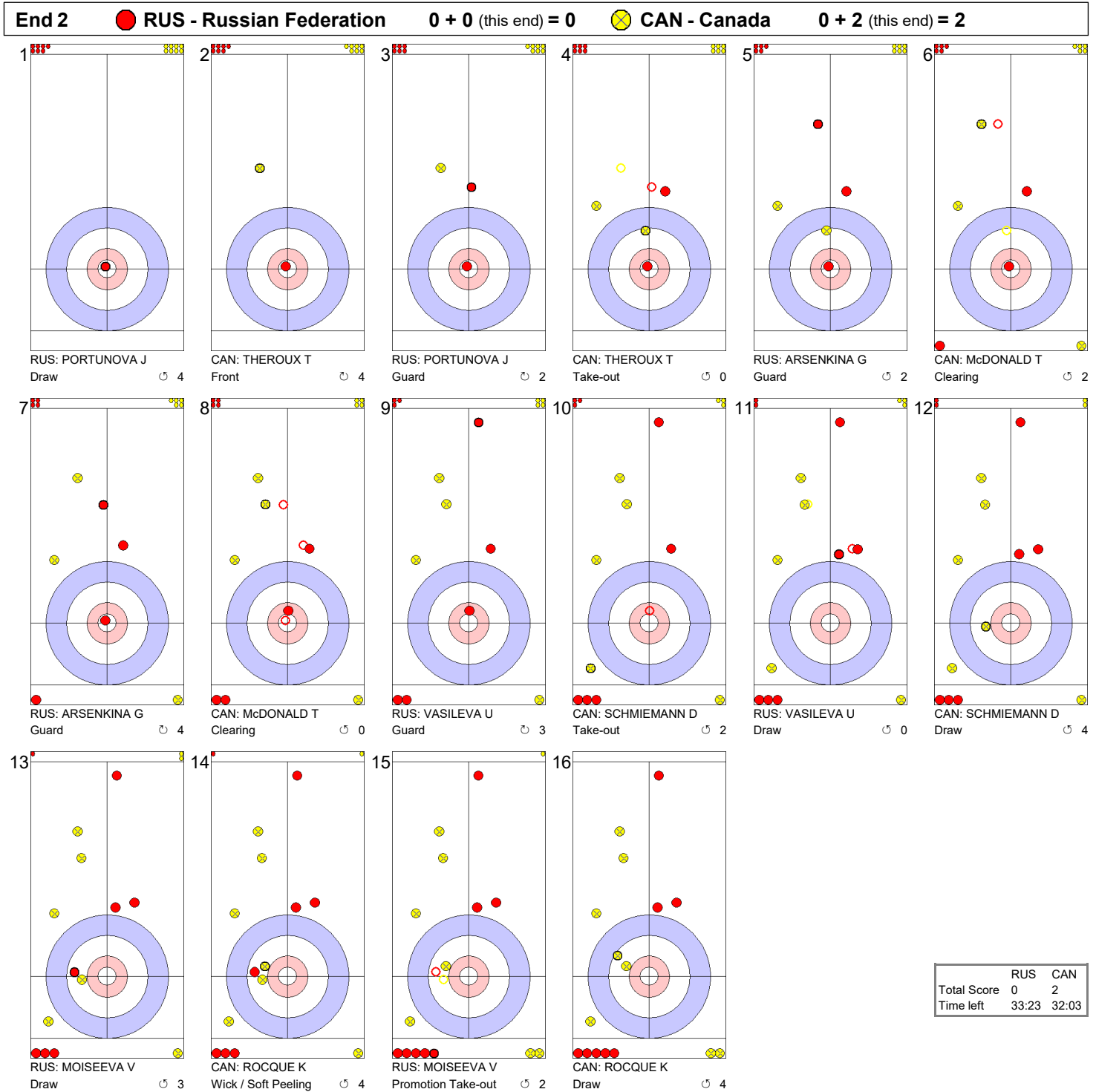


Game - Shot by Shot





Game - Shot by Shot





Game - Shot by Shot

End 3 ● RUS - Russian Federation 0 + 0 (this end) = 0 ● CAN - Canada 2 + 2 (this end) = 4



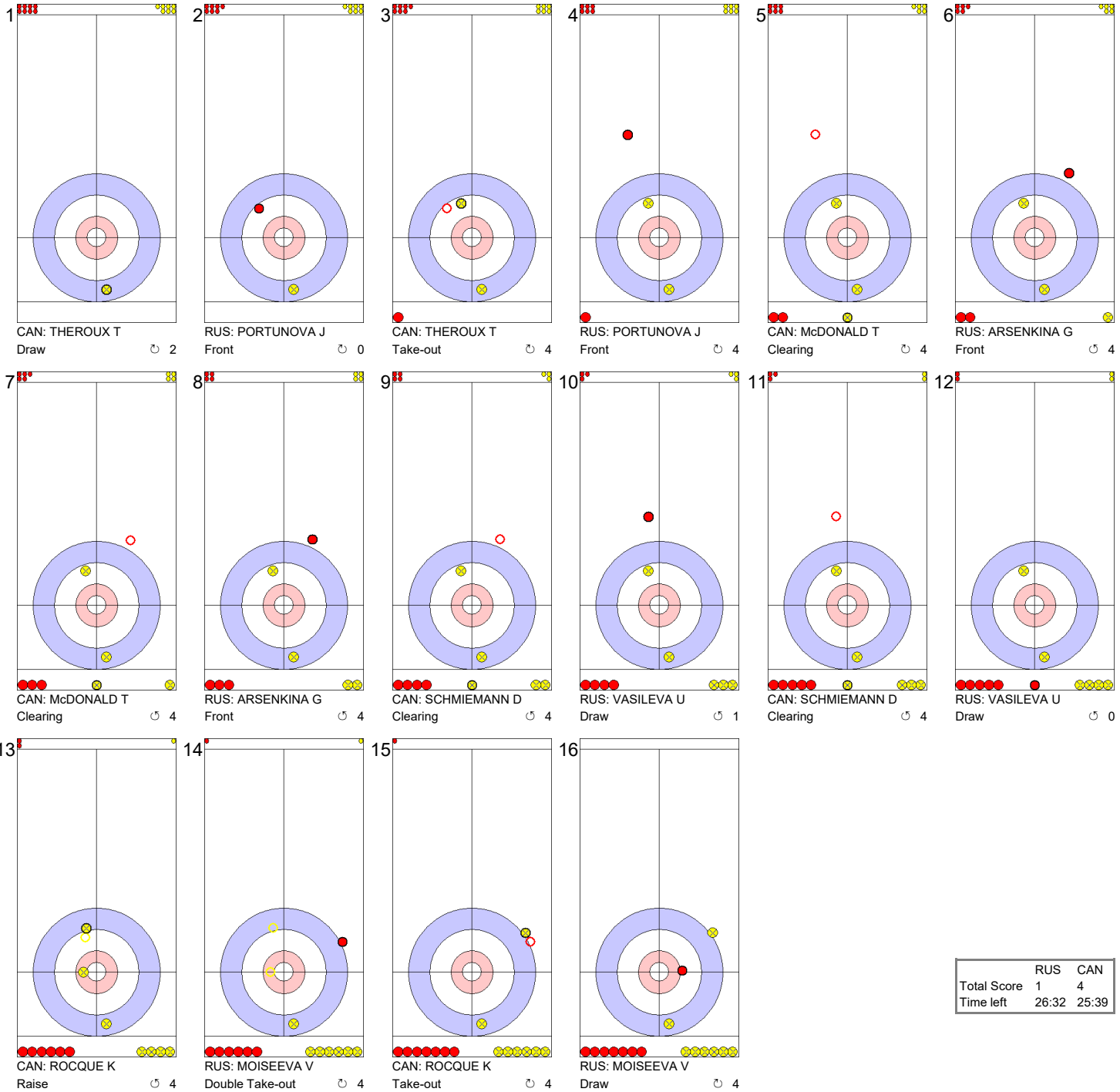
	RUS	CAN
Total Score	0	4
Time left	29:14	28:33





Game - Shot by Shot

End 4 ● RUS - Russian Federation 0 + 1 (this end) = 1 ● CAN - Canada 4 + 0 (this end) = 4



	RUS	CAN
Total Score	1	4
Time left	26:32	25:39





Game - Shot by Shot

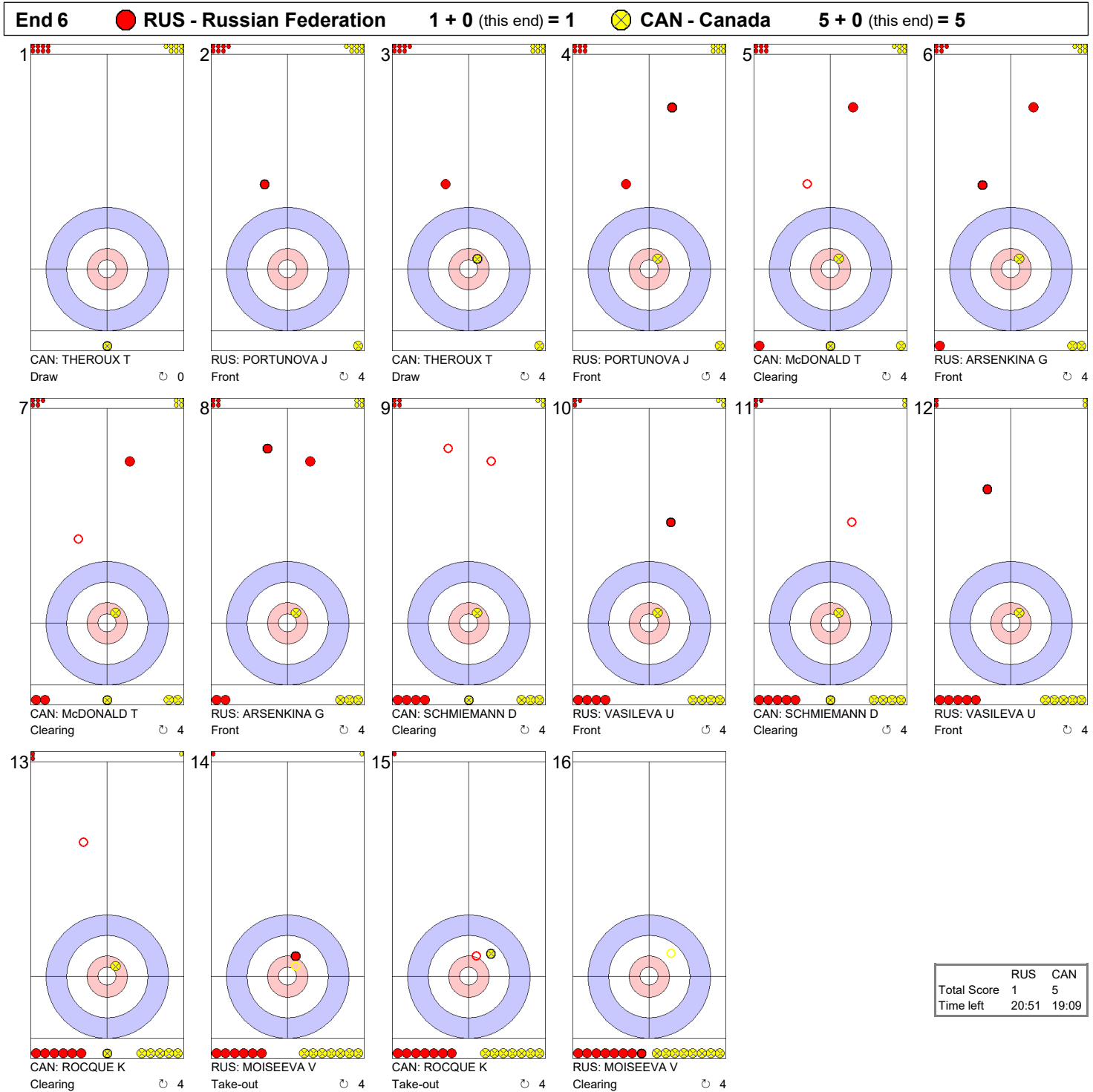
End 5 ● RUS - Russian Federation 1 + 0 (this end) = 1 ● CAN - Canada 4 + 1 (this end) = 5



	RUS	CAN
Total Score	1	5
Time left	22:33	21:39



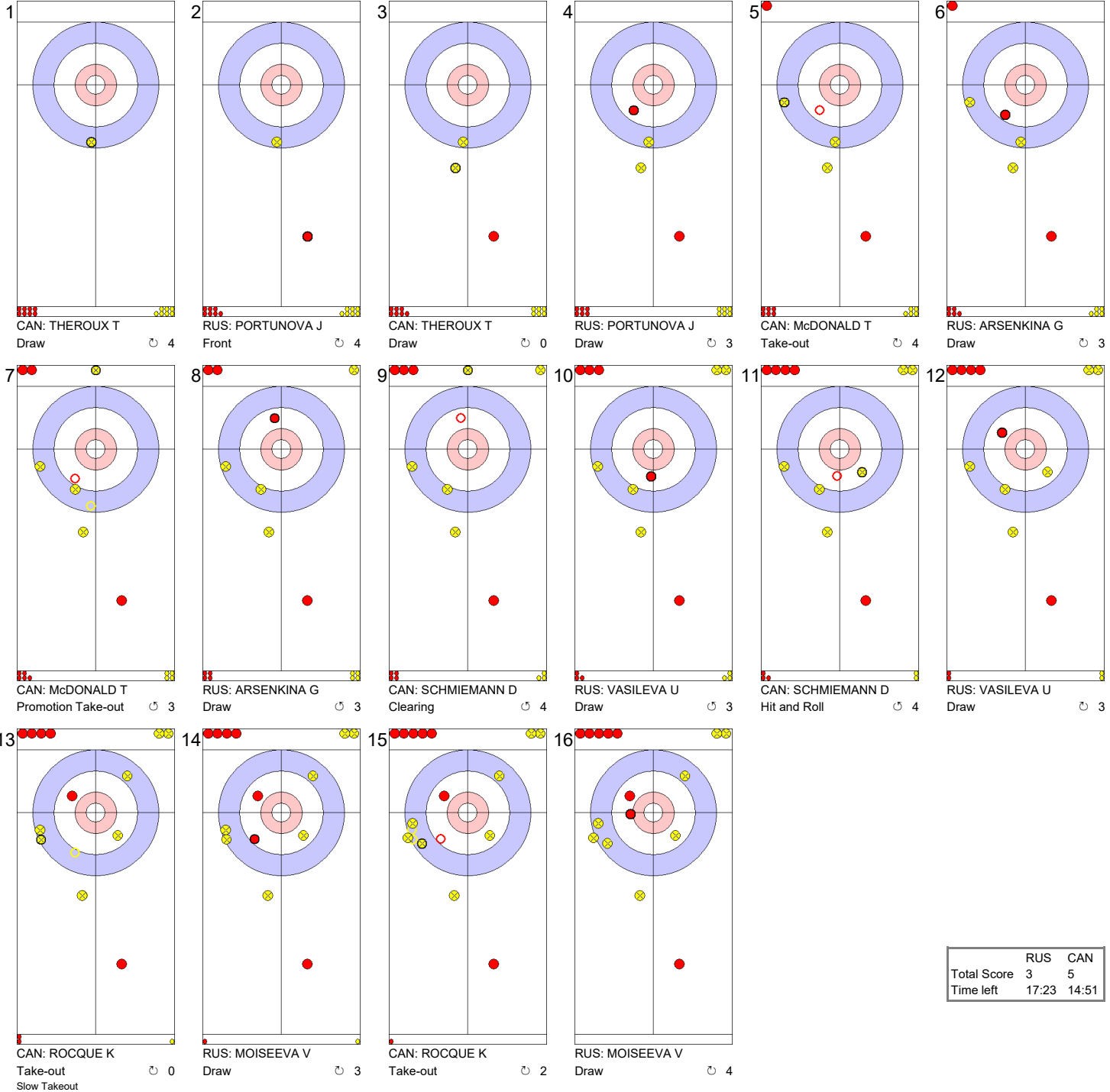
Game - Shot by Shot





Game - Shot by Shot

End 7 ● **RUS - Russian Federation** 1 + 2 (this end) = 3 ● **CAN - Canada** 5 + 0 (this end) = 5



	RUS	CAN
Total Score	3	5
Time left	17:23	14:51





Game - Shot by Shot





Game - Shot by Shot





Game Results

Sheet	Game	Team	LSFE	1	2	3	4	5	6	7	8	9	10	Extra Ends	Total
B	11	RUS - Russian Federation		0	0	0	1	0	0	2	0	0	X		3
	11	CAN - Canada	*	0	2	2	0	1	0	0	1	2	X		8

RUS - Russian Federation		Shot Success Game
4 S	MOISEEVA Victoria	65%
3 V	VASILEVA Uliana	60%
2	ARSENKINA Galina	76%
1	PORTUNOVA Julia	83%
A	DUYUNOVA Maria	-
Team Total		71%

CAN - Canada		Shot Success Game
4 S	ROCQUE Kelsey	81%
3 V	SCHMIEMANN Danielle	88%
2	McDONALD Taylor	76%
1	THEROUX Taylore	64%
A	-	-
Team Total		77%

Time remaining: 7 minutes 38 seconds

Time remaining: 8 minutes 33 seconds

Time-out: end 9 - RUS stone 4

Shot Success Analysis

RUS - Russian Federation		Draws	Take-outs	Game
4 MOISEEVA Victoria	↻	6 54%	6 83%	12 69%
	↺	2 50%	4 63%	6 58%
	Total	8 53%	10 75%	18 65%
3 VASILEVA Uliana	↻	5 65%	2 50%	7 61%
	↺	8 63%	3 50%	11 59%
	Total	13 63%	5 50%	18 60%
2 ARSENKINA Galina	↻	8 78%	3 83%	11 80%
	↺	6 83%	1 0%	7 71%
	Total	14 80%	4 63%	18 76%
1 PORTUNOVA Julia	↻	12 81%	1 75%	13 81%
	↺	4 88%	1 100%	5 90%
	Total	16 83%	2 88%	18 83%
A DUYUNOVA Maria	↻	0 -	0 -	0 -
	↺	0 -	0 -	0 -
	Total	0 -	0 -	0 -
Team	↻	31 73%	12 77%	43 74%
	↺	20 73%	9 56%	29 67%
	Total	51 73%	21 68%	72 71%

CAN - Canada		Draws	Take-outs	Game
4 ROCQUE Kelsey	↻	2 100%	8 69%	10 75%
	↺	6 83%	2 100%	8 88%
	Total	8 88%	10 75%	18 81%
3 SCHMIEMANN Danielle	↻	1 100%	7 86%	8 88%
	↺	2 100%	8 84%	10 88%
	Total	3 100%	15 85%	18 88%
2 McDONALD Taylor	↻	1 100%	8 94%	9 94%
	↺	0 -	9 58%	9 58%
	Total	1 100%	17 75%	18 76%
1 THEROUX Taylore	↻	8 53%	2 100%	10 63%
	↺	7 75%	1 0%	8 66%
	Total	15 63%	3 67%	18 64%
A -	↻	0 -	0 -	0 -
	↺	0 -	0 -	0 -
	Total	0 -	0 -	0 -
Team	↻	12 69%	25 84%	37 79%
	↺	15 82%	20 70%	35 75%
	Total	27 76%	45 78%	72 77%

Note:

Team position and functions are attached to each team member's name as follows:
4 = Fourth, **3** = Third, **2** = Second, **1** = Lead, **A** = Alternate, **S** = Skip, **V** = Vice-Skip

Legend:

↻ Clockwise

↺ Counter-clockwise

LSFE(*) Last Stone First End

X Unplayed/unfinished end due to concession



Game Results

Sheet	Game	Team	LSFE	1	2	3	4	5	6	7	8	9	10	Extra Ends	Total
D	10	SWE - Sweden		0	0	0	1	0	1	0	2	0	X		4
	10	CAN - Canada	*	0	1	1	0	2	0	2	0	1	X		7

SWE - Sweden

4 S	WRANAA Isabella
3	WAHLIN Jennie
2 V	WINQVIST DE VAL Almida
1	SJOEBERG Fanny
A	-

CAN - Canada

4 S	ROCQUE Kelsey
3 V	SCHMIEMANN Danielle
2	McDONALD Taylor
1	THEROUX Taylore
A	-

Time remaining: 11 minutes 4 seconds

Time remaining: 5 minutes 29 seconds

Note:
Team position and functions are attached to each team member's name as follows:
4 = Fourth, 3 = Third, 2 = Second, 1 = Lead, A = Alternate, S = Skip, V = Vice-Skip

Legend:
LSFE(*) Last Stone First End X Unplayed/unfinished end due to concession





Game Results

Sheet	Game	Team	LSFE	1	2	3	4	5	6	7	8	9	10	Extra Ends	Total
C	11	SUI - Switzerland		0	0	3	0	0	1	0	2	0	1	0	7
	10	RUS - Russian Federation	*	0	3	0	2	0	0	1	0	1	0	1	8

SUI - Switzerland	
4 V	HUERLIMANN Briar
3 S	STERN Elena
2	STERN Anna
1	KOLLER Celine
A	ISELI Noelle

RUS - Russian Federation	
4 S	MOISEEVA Victoria
3 V	VASILEVA Uliana
2	ARSENKINA Galina
1	PORTUNOVA Julia
A	DUYUNOVA Maria

Time remaining: 1 minute 14 seconds
0 minutes 36 seconds (after extra end)

Time-out: end 6 - SUI stone 7; end 11 - SUI stone 7

Time remaining: 1 minute 20 seconds
1 minute 25 seconds (after extra end)

Time-out: end 6 - RUS stone 7; end 11 - RUS stone 6

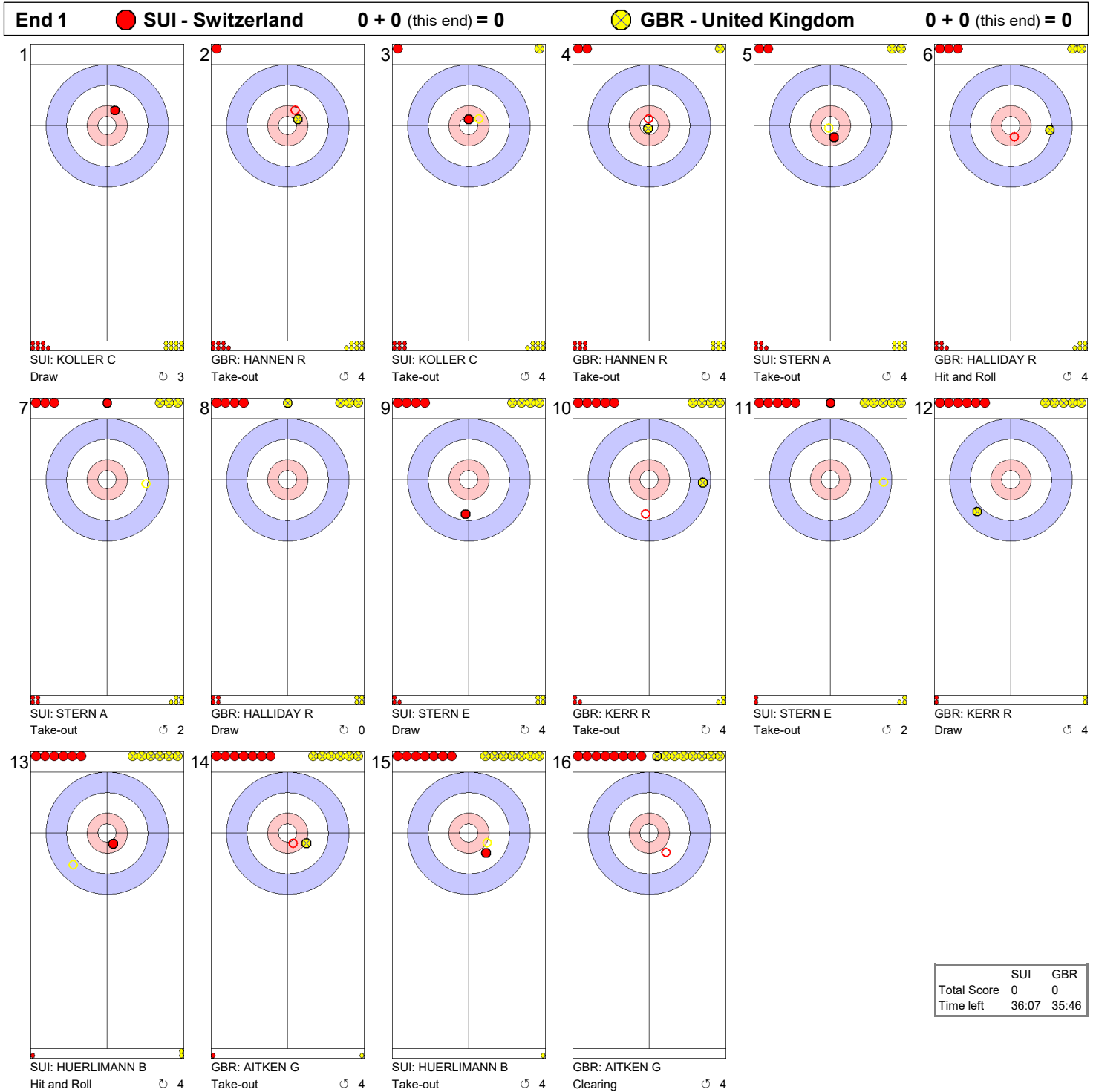
Note:
Team position and functions are attached to each team member's name as follows:
4 = Fourth, 3 = Third, 2 = Second, 1 = Lead, A = Alternate, S = Skip, V = Vice-Skip

Legend:
LSFE(*) Last Stone First End





Game - Shot by Shot



	SUI	GBR
Total Score	0	0
Time left	36:07	35:46





Game - Shot by Shot





Game - Shot by Shot



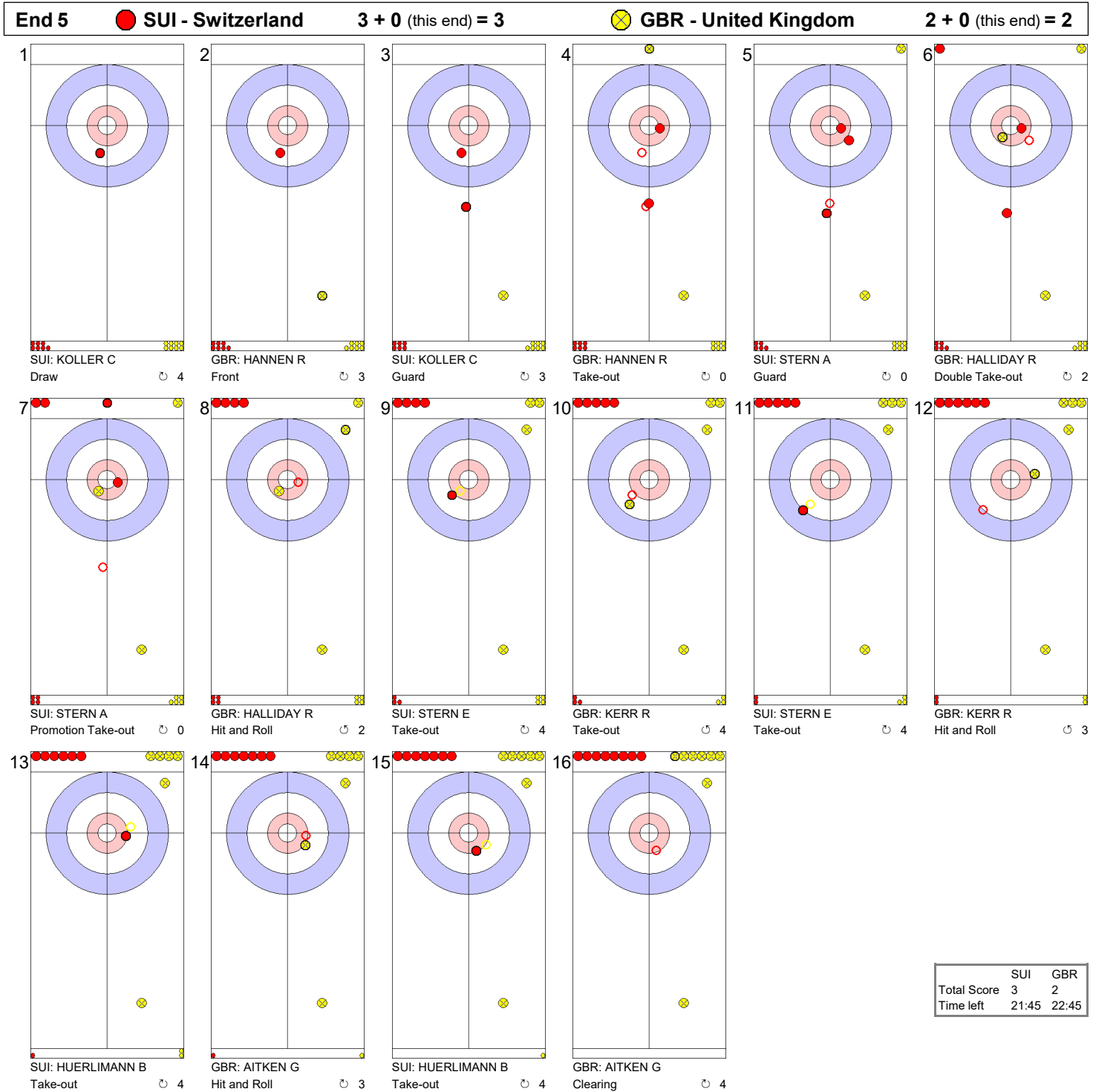


Game - Shot by Shot





Game - Shot by Shot

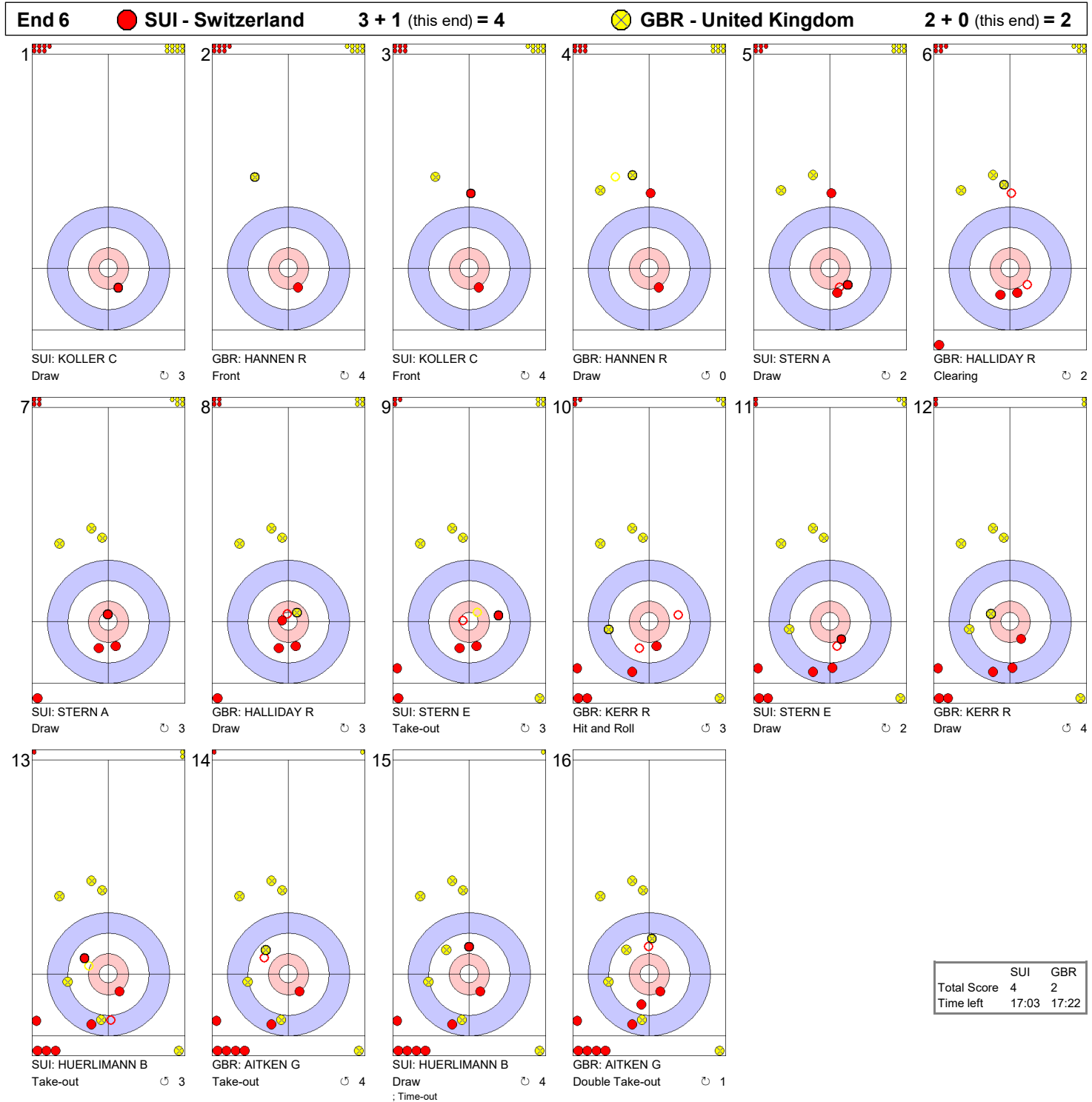


	SUI	GBR
Total Score	3	2
Time left	21:45	22:45



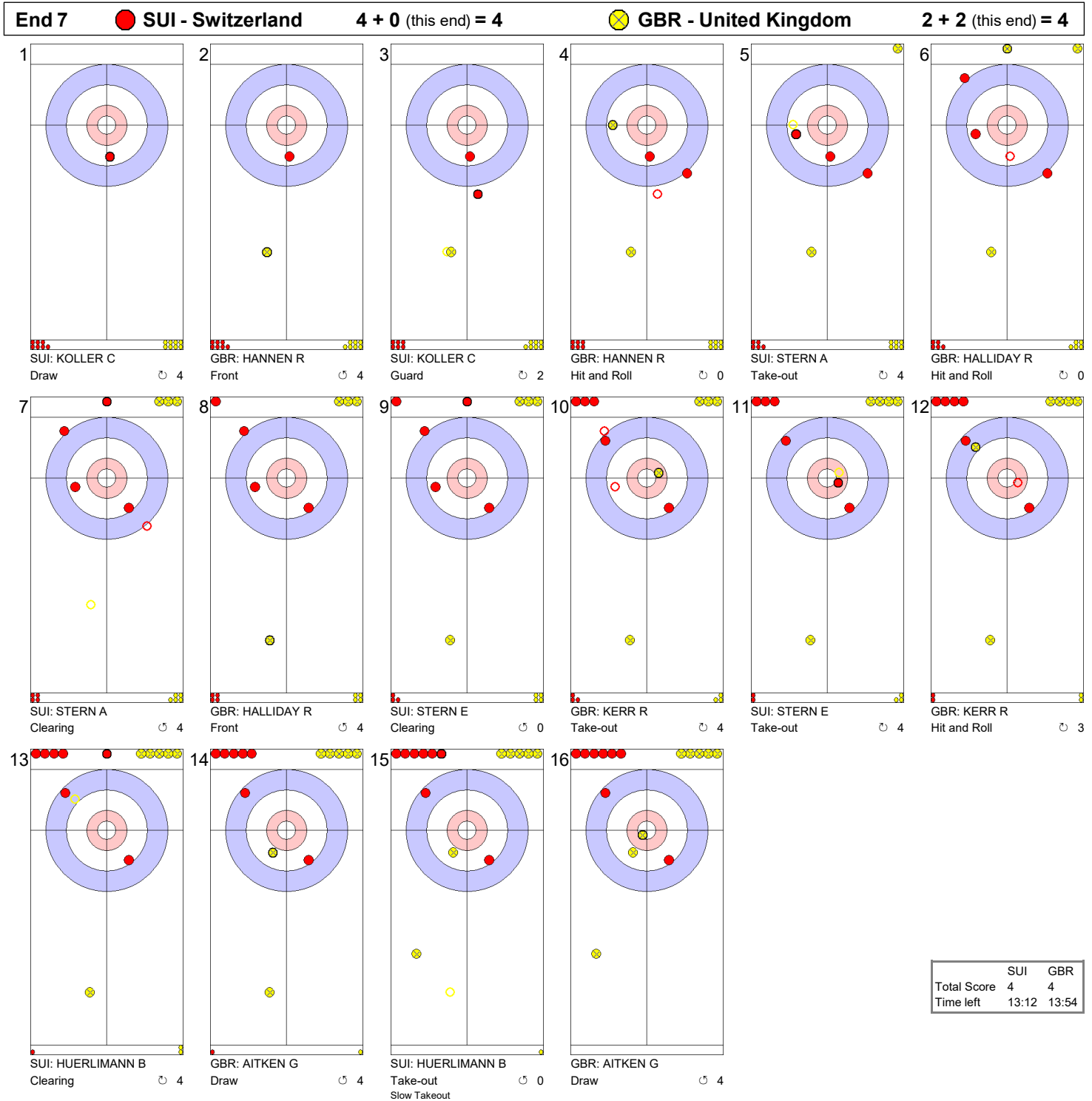


Game - Shot by Shot



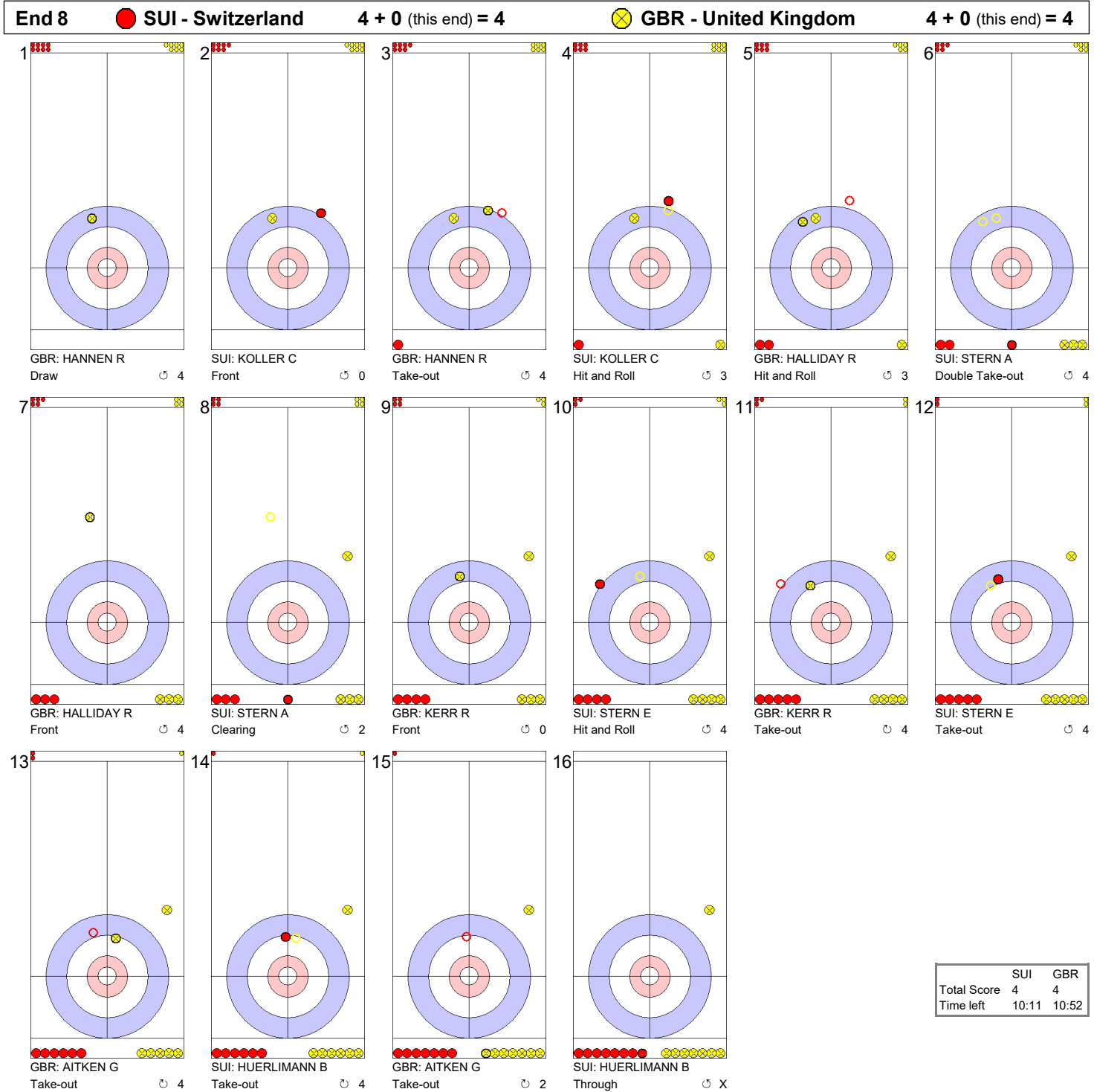


Game - Shot by Shot





Game - Shot by Shot



	SUI	GBR
Total Score	4	4
Time left	10:11	10:52





Game - Shot by Shot





Game - Shot by Shot



Legend:
 X Unfinished end due to concession





Game Results

Sheet	Game	Team	LSFE	1	2	3	4	5	6	7	8	9	10	Extra Ends	Total
E	10	SUI - Switzerland		0	1	0	2	0	1	0	0	2	X		6
	10	GBR - United Kingdom	*	0	0	2	0	0	0	2	0	0	X		4

SUI - Switzerland		Shot Success Game
4 V	HUERLIMANN Briar	84%
3 S	STERN Elena	66%
2	STERN Anna	61%
1	KOLLER Celine	79%
A	ISELI Noelle	-
Team Total		72%

GBR - United Kingdom		Shot Success Game
4 S	AITKEN Gina	68%
3 V	KERR Rowena	69%
2	HALLIDAY Rachael	71%
1	HANNEN Rachel	73%
A	WARD Angharad	-
Team Total		70%

Time remaining: 1 minute 35 seconds

Time-out: end 6 - SUI stone 8

Time remaining: 4 minutes 20 seconds

Time-out: end 10 - GBR stone 7

Shot Success Analysis

SUI - Switzerland		Draws	Take-outs	Game
4 HUERLIMANN Briar	↻	3 100%	7 93%	10 95%
	↺	3 67%	6 75%	9 72%
	Total	6 83%	13 85%	19 84%
3 STERN Elena	↻	2 75%	8 75%	10 75%
	↺	2 88%	8 50%	10 58%
	Total	4 81%	16 63%	20 66%
2 STERN Anna	↻	3 42%	8 56%	11 52%
	↺	0 -	9 72%	9 72%
	Total	3 42%	17 65%	20 61%
1 KOLLER Celine	↻	16 88%	0 -	16 88%
	↺	1 0%	3 58%	4 44%
	Total	17 82%	3 58%	20 79%
A ISELI Noelle	↻	0 -	0 -	0 -
	↺	0 -	0 -	0 -
	Total	0 -	0 -	0 -
Team	↻	24 82%	23 74%	47 78%
	↺	6 63%	26 64%	32 64%
	Total	30 78%	49 69%	79 72%

GBR - United Kingdom		Draws	Take-outs	Game
4 AITKEN Gina	↻	1 25%	7 79%	8 72%
	↺	5 70%	6 63%	11 66%
	Total	6 63%	13 71%	19 68%
3 KERR Rowena	↻	2 38%	4 94%	6 75%
	↺	8 59%	6 75%	14 66%
	Total	10 55%	10 83%	20 69%
2 HALLIDAY Rachael	↻	5 70%	6 58%	11 64%
	↺	4 88%	5 75%	9 81%
	Total	9 78%	11 66%	20 71%
1 HANNEN Rachel	↻	5 85%	3 33%	8 66%
	↺	9 69%	3 100%	12 77%
	Total	14 75%	6 67%	20 73%
A WARD Angharad	↻	0 -	0 -	0 -
	↺	0 -	0 -	0 -
	Total	0 -	0 -	0 -
Team	↻	13 67%	20 69%	33 68%
	↺	26 69%	20 75%	46 72%
	Total	39 69%	40 72%	79 70%

Note:

Team position and functions are attached to each team member's name as follows:
4 = Fourth, **3** = Third, **2** = Second, **1** = Lead, **A** = Alternate, **S** = Skip, **V** = Vice-Skip

Legend:

↻ Clockwise ↺ Counter-clockwise LSFE(*) Last Stone First End
 X Unplayed/unfinished end due to concession





Game Results

Sheet	Game	Team	LSFE	1	2	3	4	5	6	7	8	9	10	Extra Ends	Total
A	1	SWE - Sweden	*	1	0	0	3	0	0	2	0	0	0		6
	1	SUI - Switzerland		0	0	1	0	3	0	0	2	0	1		7

SWE - Sweden	
4 S	WRANAA Isabella
3	WAHLIN Jennie
2 V	WINQVIST DE VAL Almida
1	SJOEBERG Fanny
A	-

SUI - Switzerland	
4 V	HUERLIMANN Briar
3 S	STERN Elena
2	STERN Anna
1	KOLLER Celine
A	ISELI Noelle

Last Stone Draw	Distance
☺ WRANAA I	134.6cm
☹ WINQVIST DE VAL A	21.9cm
Total	156.5cm

Last Stone Draw	Distance
☺ KOLLER C	28.4cm
☹ STERN E	187.5cm
Total	215.9cm

Time remaining: 10 minutes 42 seconds

Time remaining: 5 minutes 16 seconds

Time-out: end 8 - SUI stone 5

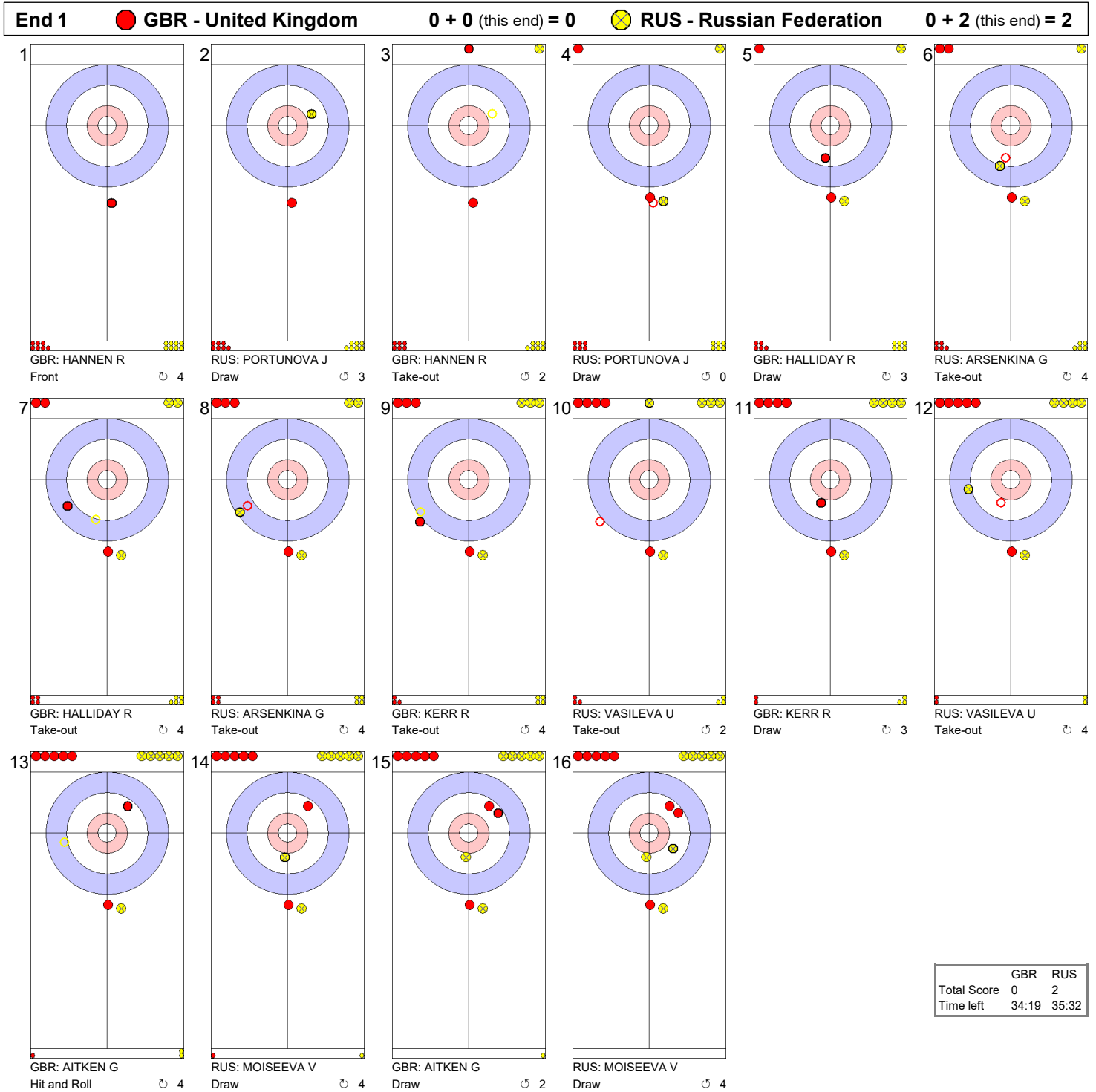
Note:
Team position and functions are attached to each team member's name as follows:
4 = Fourth, 3 = Third, 2 = Second, 1 = Lead, A = Alternate, S = Skip, V = Vice-Skip

Legend:
☺ Clockwise ☹ Counter-clockwise LSFE(*) Last Stone First End



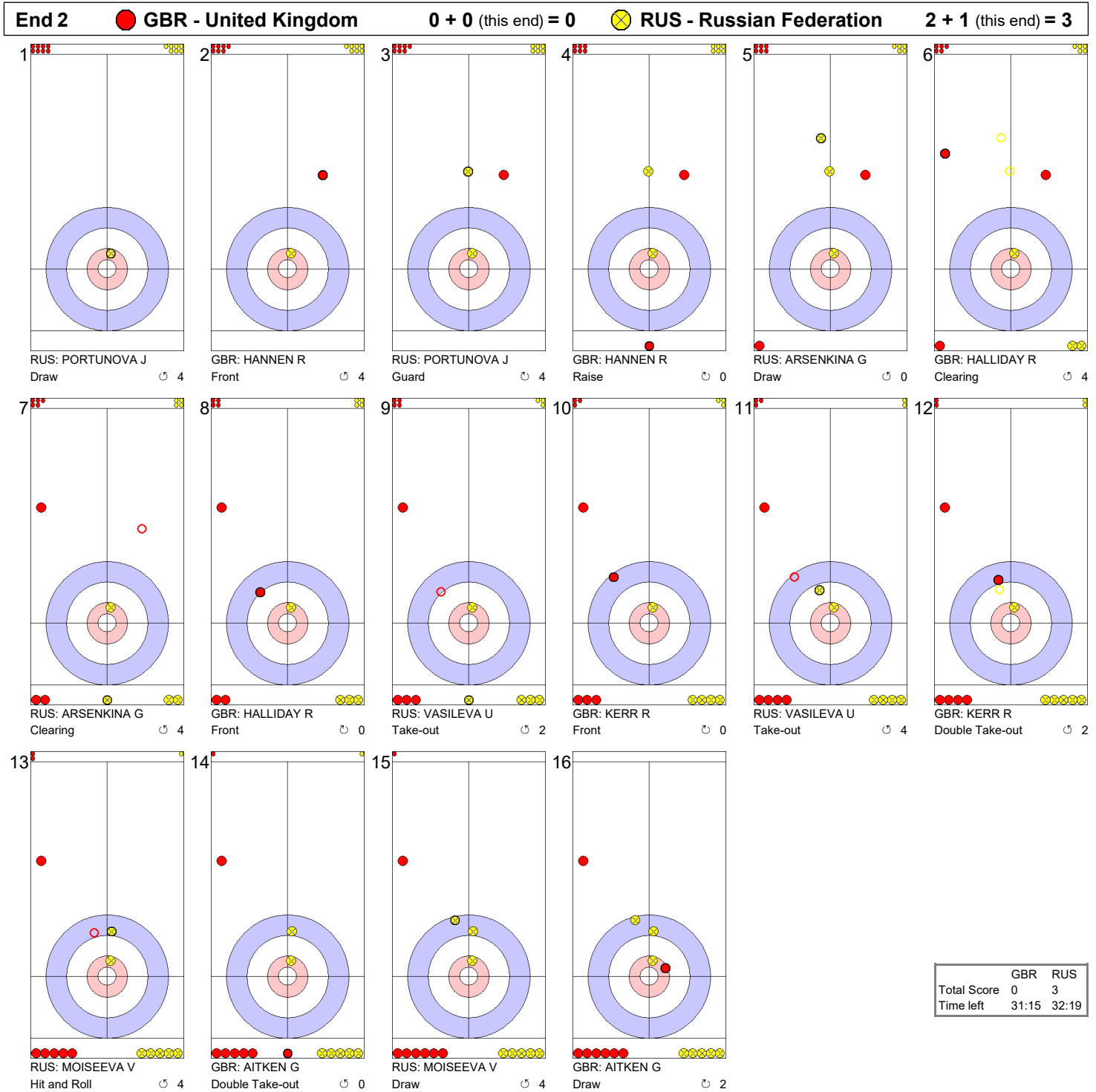


Game - Shot by Shot





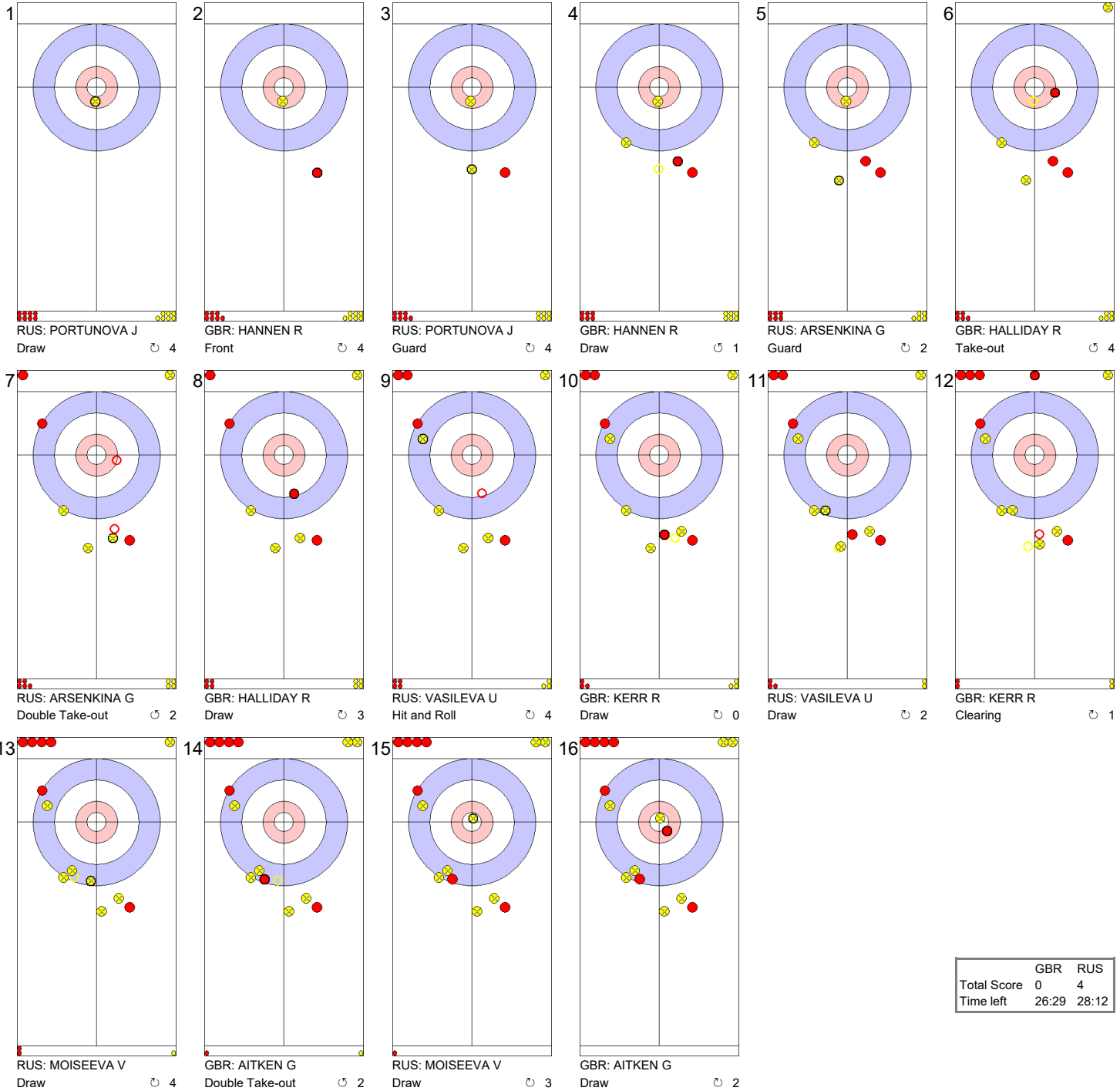
Game - Shot by Shot





Game - Shot by Shot

End 3 ● GBR - United Kingdom 0 + 0 (this end) = 0 ● RUS - Russian Federation 3 + 1 (this end) = 4

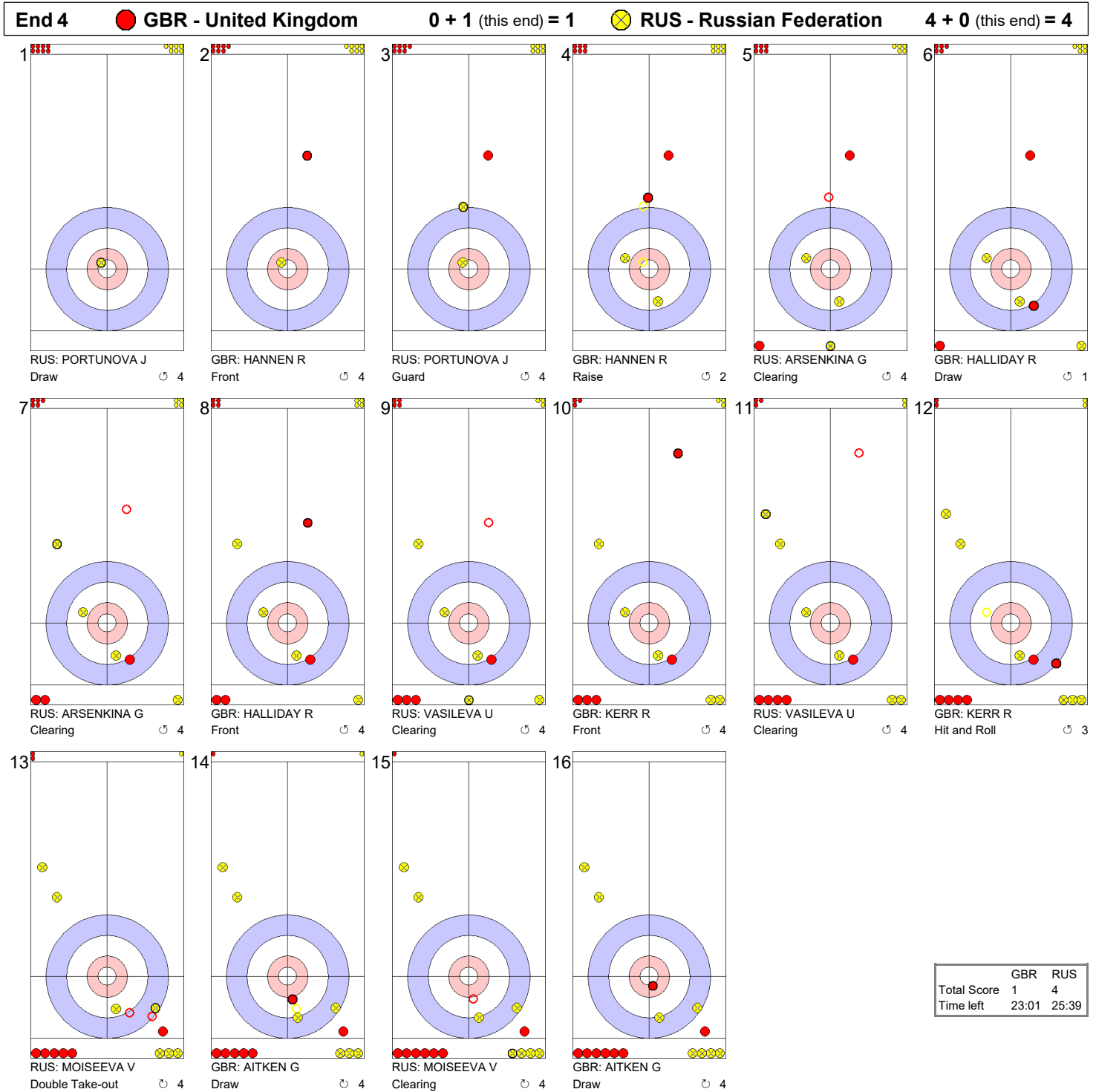


	GBR	RUS
Total Score	0	4
Time left	26:29	28:12



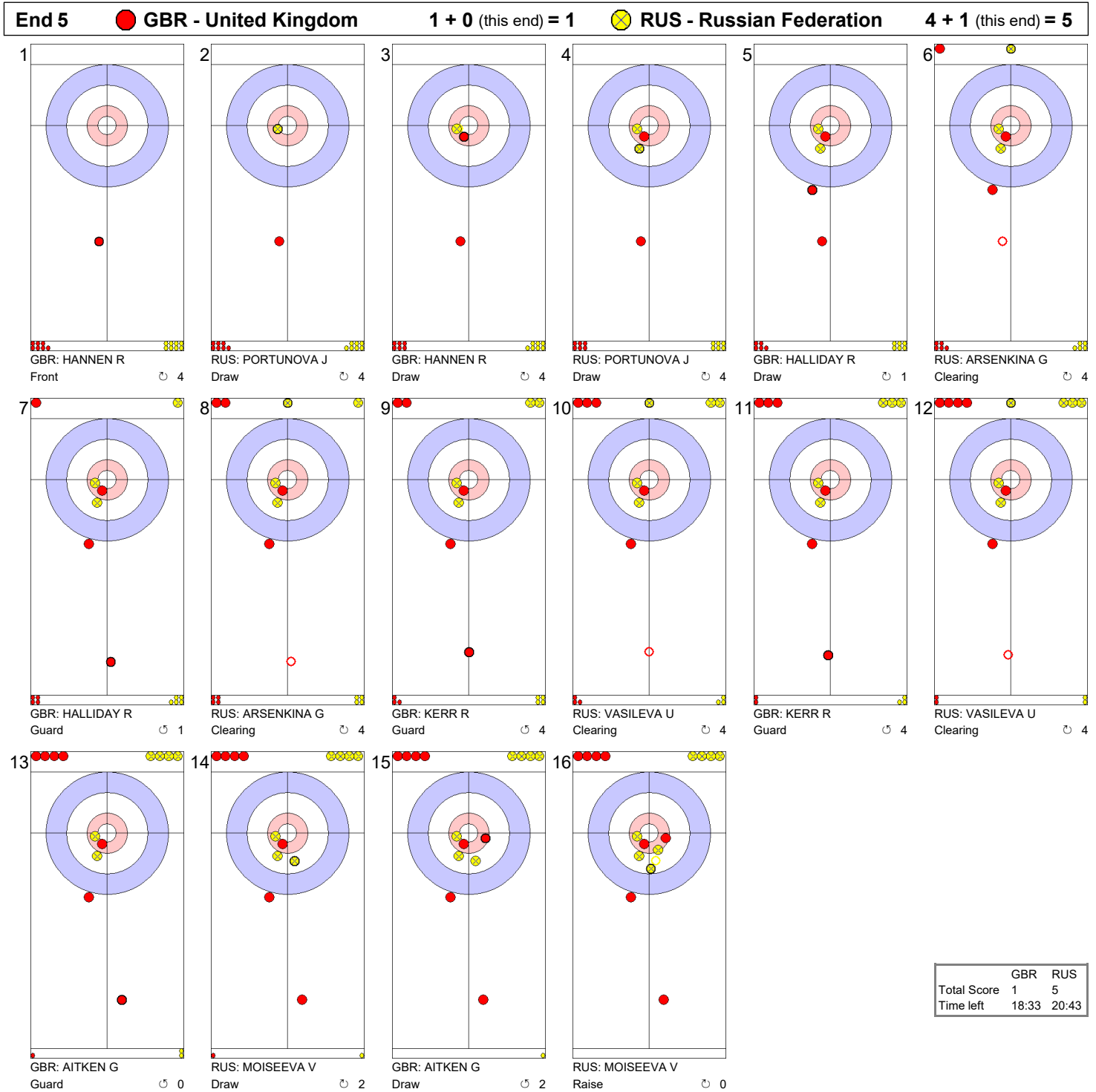


Game - Shot by Shot





Game - Shot by Shot





Game - Shot by Shot





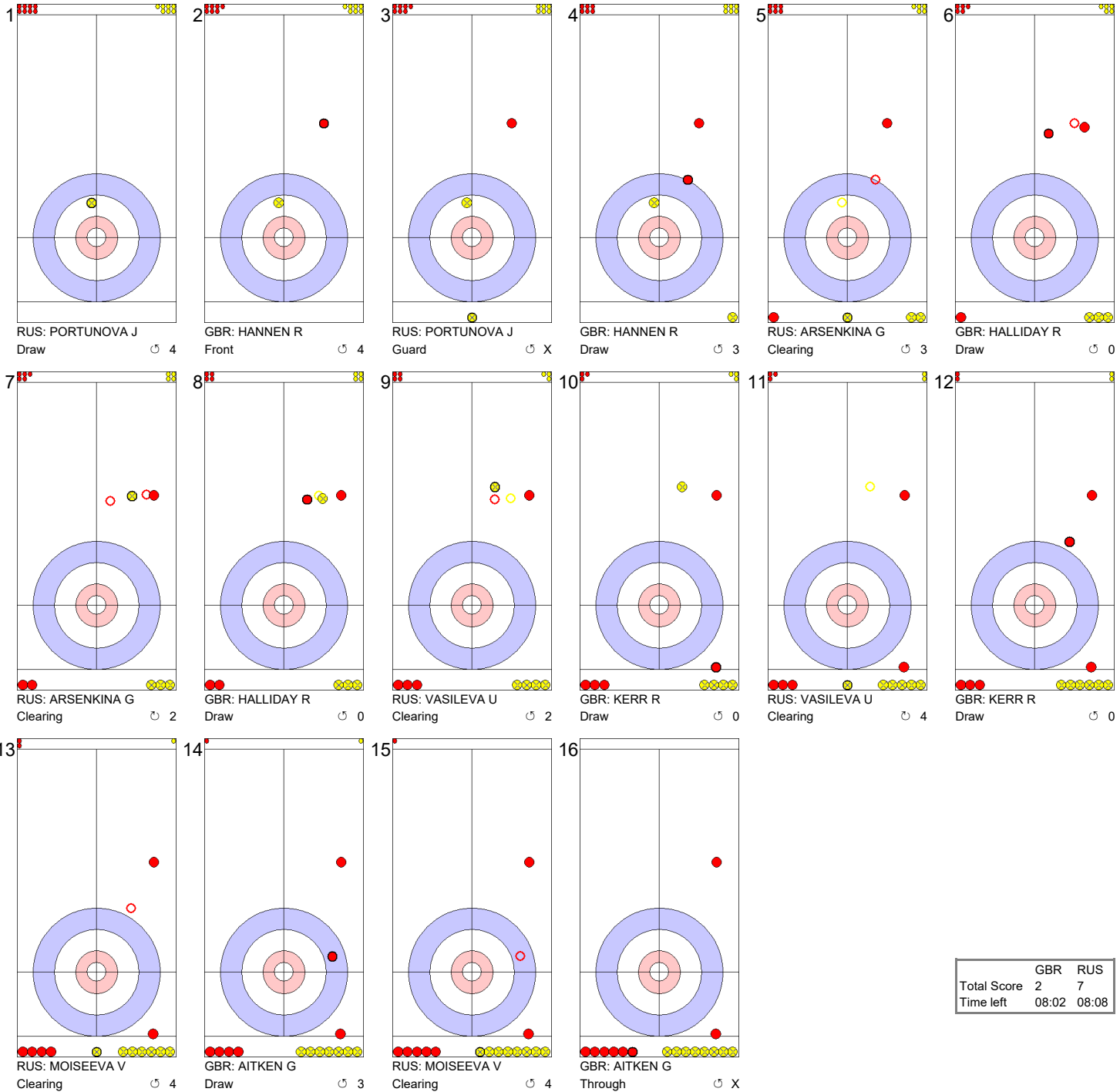
Game - Shot by Shot





Game - Shot by Shot

End 8 ● GBR - United Kingdom 2 + 0 (this end) = 2 ● RUS - Russian Federation 7 + 0 (this end) = 7

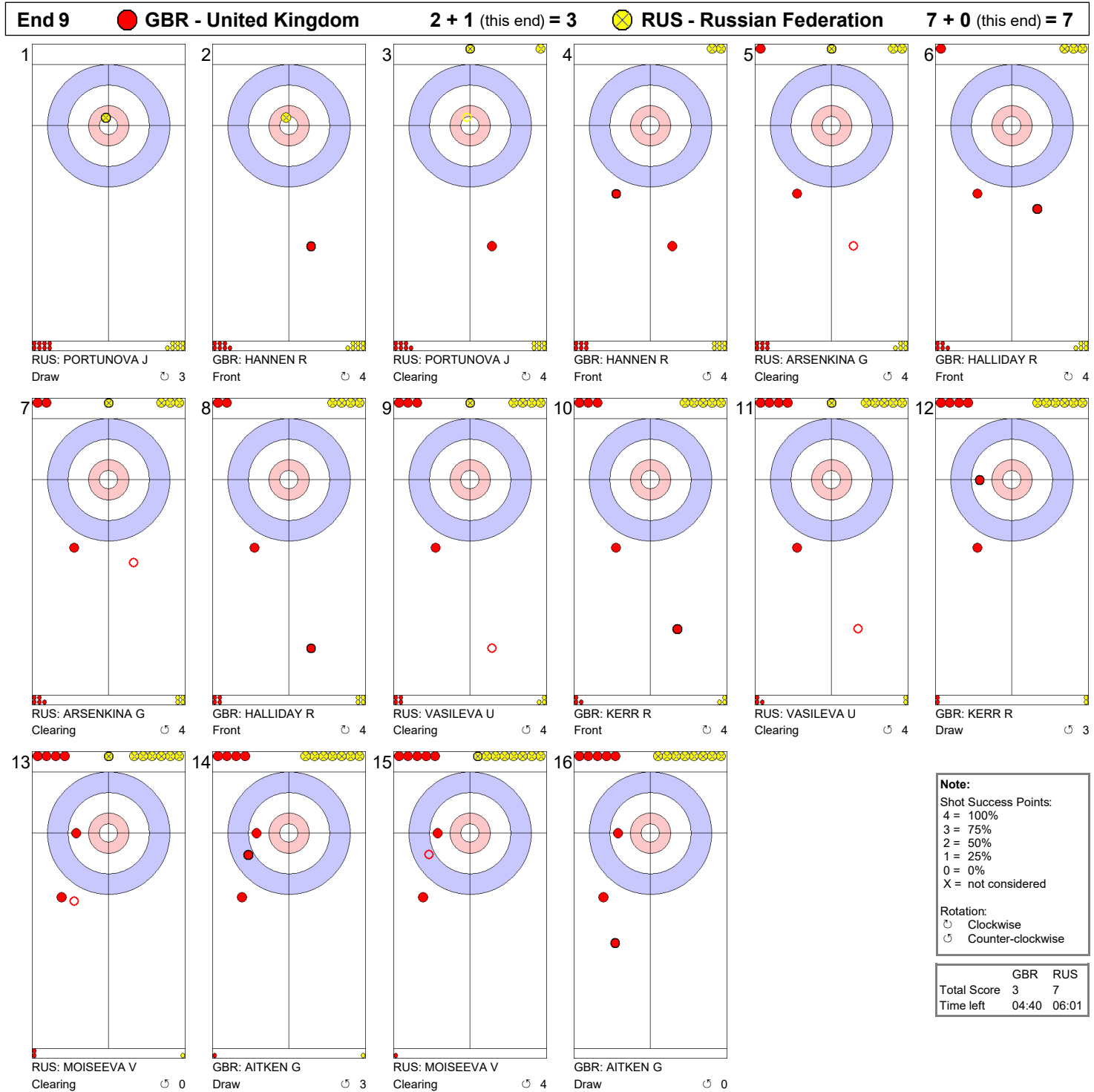


	GBR	RUS
Total Score	2	7
Time left	08:02	08:08





Game - Shot by Shot





Game Results

Sheet	Game	Team	LSFE	1	2	3	4	5	6	7	8	9	10	Extra Ends	Total
B	1	GBR - United Kingdom		0	0	0	1	0	1	0	0	1	X		3
	1	RUS - Russian Federation	*	2	1	1	0	1	0	2	0	0	X		7

GBR - United Kingdom		Shot Success Game
4 S	AITKEN Gina	57%
3 V	KERR Rowena	49%
2	HALLIDAY Rachael	53%
1	HANNEN Rachel	78%
A	WARD Angharad	-
Team Total		59%

RUS - Russian Federation		Shot Success Game
4 S	MOISEEVA Victoria	79%
3 V	VASILEVA Uliana	78%
2	ARSENKINA Galina	69%
1	PORTUNOVA Julia	84%
A	DUYUNOVA Maria	-
Team Total		77%

Last Stone Draw	Distance
⌚ AITKEN G	80.5cm
⌚ HANNEN R	36.9cm
Total	117.4cm

Last Stone Draw	Distance
⌚ MOISEEVA V	10.2cm
⌚ PORTUNOVA J	64.8cm
Total	75.0cm

Time remaining: 4 minutes 40 seconds

Time remaining: 6 minutes 1 second

Shot Success Analysis

GBR - United Kingdom		Draws	Take-outs	Game
4	AITKEN Gina	⌚ 5 80%	2 88%	7 82%
		⌚ 7 43%	3 33%	10 40%
	Total	12 58%	5 55%	17 57%
3	KERR Rowena	⌚ 4 44%	4 6%	8 25%
		⌚ 6 63%	4 75%	10 68%
	Total	10 55%	8 41%	18 49%
2	HALLIDAY Rachael	⌚ 7 54%	1 100%	8 59%
		⌚ 8 34%	2 100%	10 48%
	Total	15 43%	3 100%	18 53%
1	HANNEN Rachel	⌚ 9 78%	0 -	9 78%
		⌚ 8 81%	1 50%	9 78%
	Total	17 79%	1 50%	18 78%
A	WARD Angharad	⌚ 0 -	0 -	0 -
		⌚ 0 -	0 -	0 -
	Total	0 -	0 -	0 -
Team	⌚	25 66%	7 43%	32 61%
		29 55%	10 65%	39 58%
	Total	54 60%	17 56%	71 59%

RUS - Russian Federation		Draws	Take-outs	Game
4	MOISEEVA Victoria	⌚ 5 65%	2 100%	7 75%
		⌚ 4 75%	7 86%	11 82%
	Total	9 69%	9 89%	18 79%
3	VASILEVA Uliana	⌚ 3 42%	5 100%	8 78%
		⌚ 2 63%	8 81%	10 78%
	Total	5 50%	13 88%	18 78%
2	ARSENKINA Galina	⌚ 2 38%	5 90%	7 75%
		⌚ 1 0%	10 73%	11 66%
	Total	3 25%	15 78%	18 69%
1	PORTUNOVA Julia	⌚ 8 81%	1 100%	9 83%
		⌚ 8 84%	0 -	8 84%
	Total	16 83%	1 100%	17 84%
A	DUYUNOVA Maria	⌚ 0 -	0 -	0 -
		⌚ 0 -	0 -	0 -
	Total	0 -	0 -	0 -
Team	⌚	18 65%	13 96%	31 78%
		15 73%	25 79%	40 77%
	Total	33 69%	38 85%	71 77%

Note:

Team position and functions are attached to each team member's name as follows:
4 = Fourth, **3** = Third, **2** = Second, **1** = Lead, **A** = Alternate, **S** = Skip, **V** = Vice-Skip

Legend:

⌚ Clockwise ⌚ Counter-clockwise LSFE(*) Last Stone First End
 X Unfinished end due to concession



Game Results

Sheet	Game	Team	LSFE	1	2	3	4	5	6	7	8	9	10	Extra Ends	Total
C	1	KAZ - Kazakhstan		0	0	0	1	0	1	0	X	X	X		2
	1	GER - Germany	*	3	1	1	0	4	0	4	X	X	X		13

KAZ - Kazakhstan	
4 S	YUNICHEVA Ramina
3 V	SURGAY Anastassiya
2	BAKANOVA Kamila
1	ALLIYAROVA Sitora
A	KAKHAROVA Zarina

GER - Germany	
4 S	BEER Maike
3	BEER Claudia
2 V	ABBES Emira
1	MUSKATEWITZ Nicole
A	-

Last Stone Draw	Distance
⌚ YUNICHEVA R	112.3cm
⌚ SURGAY A	109.0cm
Total	221.3cm

Last Stone Draw	Distance
⌚ BEER M	9.7cm
⌚ MUSKATEWITZ N	61.1cm
Total	70.8cm

Time remaining: 13 minutes 59 seconds

Time remaining: 14 minutes 31 seconds

Note:
Team position and functions are attached to each team member's name as follows:
4 = Fourth, 3 = Third, 2 = Second, 1 = Lead, A = Alternate, S = Skip, V = Vice-Skip

Legend:
⌚ Clockwise ⌚ Counter-clockwise LSFE(*) Last Stone First End
X Unfinished end due to concession





Game Results

Sheet	Game	Team	LSFE	1	2	3	4	5	6	7	8	9	10	Extra Ends	Total
D	1	NOR - Norway		0	0	1	2	1	0	0	0	2	0		6
	1	KOR - Republic of Korea	*	0	1	0	0	0	3	1	3	0	1		9

NOR - Norway	
4 S	TRULSEN Pia
3	SKAGA Ingvild
2 V	FORBREGD Mari
1	HAALIEN Stine
A	-

KOR - Republic of Korea	
4 S	KIM Eunjung
3 V	KIM Kyeongae
2	KIM Seonyeong
1	KIM Yeongmi
A	-

Last Stone Draw	Distance
⌚ TRULSEN P	24.3cm
⌚ HAALIEN S	199.6cm
Total	223.9cm

Last Stone Draw	Distance
⌚ KIM E	47.5cm
⌚ KIM K	27.5cm
Total	75.0cm

Time remaining: 1 minute 47 seconds

Time remaining: 2 minutes 43 seconds

Note:
Team position and functions are attached to each team member's name as follows:
4 = Fourth, 3 = Third, 2 = Second, 1 = Lead, A = Alternate, S = Skip, V = Vice-Skip

Legend:
⌚ Clockwise ⌚ Counter-clockwise LSFE(*) Last Stone First End





Game Results

Sheet	Game	Team	LSFE	1	2	3	4	5	6	7	8	9	10	Extra Ends	Total
E	1	CHN - People's Republic of China	*	2	0	2	1	0	1	0	0	0	2	1	9
	1	CAN - Canada		0	1	0	0	2	0	3	1	1	0	0	8

CHN - People's Republic of China	
4 S	MEI Jie
3 V	MA Jingyi
2	YIN Yanxin
1	SUN Chengyu
A	CAO Ying

CAN - Canada	
4 S	ROCQUE Kelsey
3 V	SCHMIEMANN Danielle
2	McDONALD Taylor
1	THEROUX Taylore
A	-

Last Stone Draw	Distance
⌚ YIN Y	51.0cm
⌚ MEI J	49.8cm
Total	100.8cm

Last Stone Draw	Distance
⌚ ROCQUE K	144.6cm
⌚ McDONALD T	199.6cm
Total	344.2cm

Time remaining: 6 minutes 7 seconds
1 minute 33 seconds (after extra end)

Time remaining: 2 minutes 29 seconds
0 minutes 59 seconds (after extra end)

Time-out: end 11 - CHN stone 7

Time-out: end 7 - CAN stone 7

Note:
Team position and functions are attached to each team member's name as follows:
4 = Fourth, 3 = Third, 2 = Second, 1 = Lead, A = Alternate, S = Skip, V = Vice-Skip

Legend:
⌚ Clockwise ⌚ Counter-clockwise LSFE(*) Last Stone First End





Game Results

Sheet	Game	Team	LSFE	1	2	3	4	5	6	7	8	9	10	Extra Ends	Total
A	2	RUS - Russian Federation	*	2	0	1	0	2	2	0	2	X	X		9
	2	NOR - Norway		0	1	0	1	0	0	1	0	X	X		3

RUS - Russian Federation	
4 S	MOISEEVA Victoria
3 V	VASILEVA Uliana
2	ARSENKINA Galina
1	PORTUNOVA Julia
A	DUYUNOVA Maria

NOR - Norway	
4 S	TRULSEN Pia
3	SKAGA Ingvild
2 V	FORBREGD Mari
1	HAALIEN Stine
A	-

Last Stone Draw		Distance
⌚	VASILEVA U	36.0cm
⌚	ARSENKINA G	33.9cm
Total		69.9cm

Last Stone Draw		Distance
⌚	HAALIEN S	199.6cm
⌚	TRULSEN P	119.4cm
Total		319.0cm

Time remaining: 14 minutes 59 seconds
Time-out: end 5 - RUS stone 4

Time remaining: 13 minutes 55 seconds
Time-out: end 5 - NOR stone 8

Note:
Team position and functions are attached to each team member's name as follows:
4 = Fourth, 3 = Third, 2 = Second, 1 = Lead, A = Alternate, S = Skip, V = Vice-Skip

Legend:
⌚ Clockwise ⌚ Counter-clockwise LSFE(*) Last Stone First End
X Unfinished end due to concession





Game Results

Sheet	Game	Team	LSFE	1	2	3	4	5	6	7	8	9	10	Extra Ends	Total
B	2	SUI - Switzerland		0	0	0	2	0	2	0	0	2	2		8
	2	KOR - Republic of Korea	*	0	2	1	0	2	0	2	0	0	0		7

SUI - Switzerland	
4 V	HUERLIMANN Briar
3 S	STERN Elena
2	STERN Anna
1	KOLLER Celine
A	ISELI Noelle

KOR - Republic of Korea	
4 S	KIM Eunjung
3 V	KIM Kyeongae
2	KIM Seonyeong
1	KIM Yeongmi
A	-

Last Stone Draw	Distance
⌚ HUERLIMANN B	162.6cm
⌚ STERN A	152.8cm
Total	315.4cm

Last Stone Draw	Distance
⌚ KIM Y	39.0cm
⌚ KIM S	112.1cm
Total	151.1cm

Time remaining: 4 minutes 2 seconds

Time-out: end 9 - SUI stone 3

Time remaining: 6 minutes 39 seconds

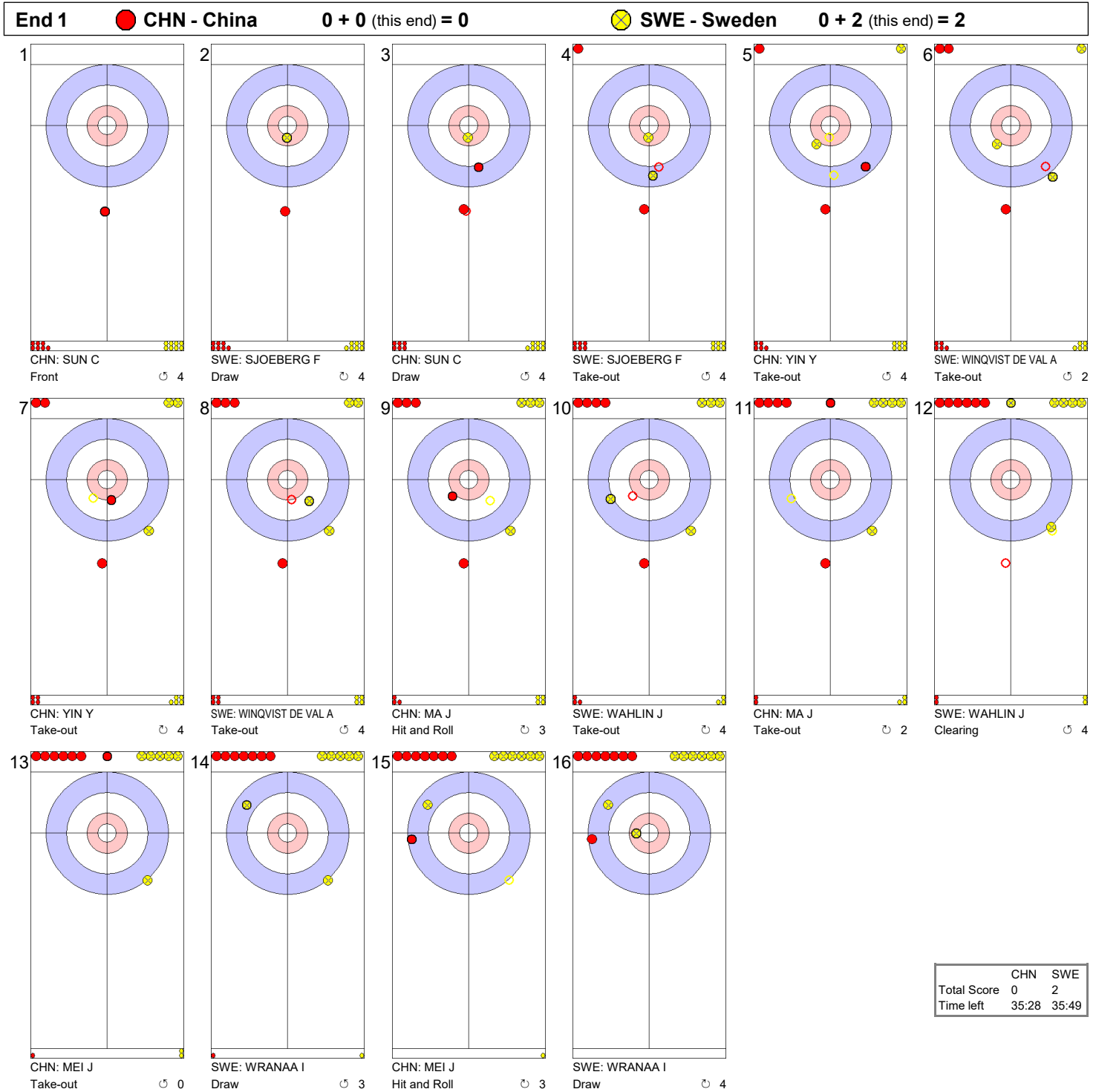
Time-out: end 10 - KOR stone 7

Note:
Team position and functions are attached to each team member's name as follows:
4 = Fourth, 3 = Third, 2 = Second, 1 = Lead, A = Alternate, S = Skip, V = Vice-Skip

Legend:
⌚ Clockwise ⌚ Counter-clockwise LSFE(*) Last Stone First End



Game - Shot by Shot

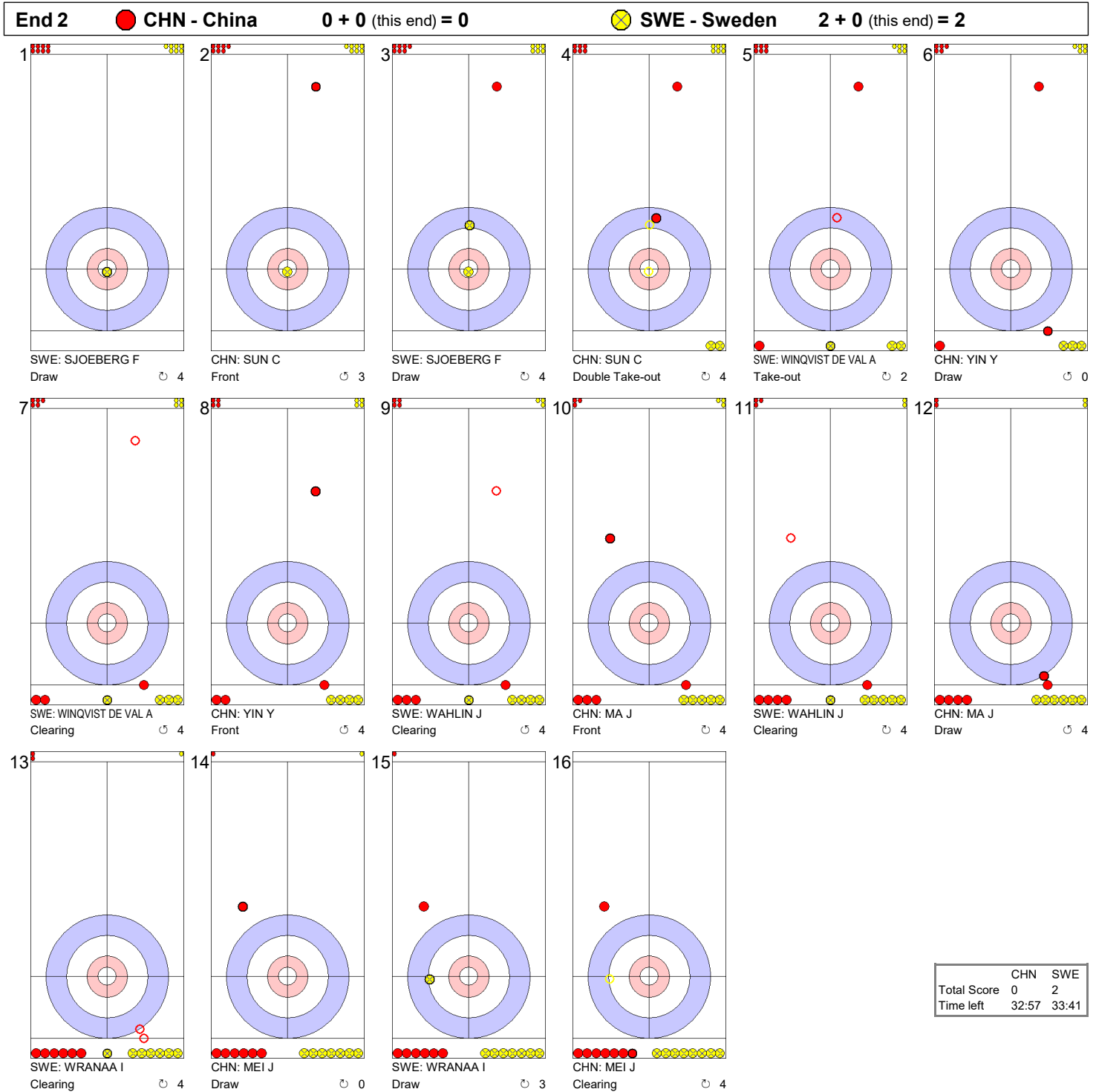


	CHN	SWE
Total Score	0	2
Time left	35:28	35:49





Game - Shot by Shot



	CHN	SWE
Total Score	0	2
Time left	32:57	33:41





Game - Shot by Shot





Game - Shot by Shot



	CHN	SWE
Total Score	1	2
Time left	25:21	28:06



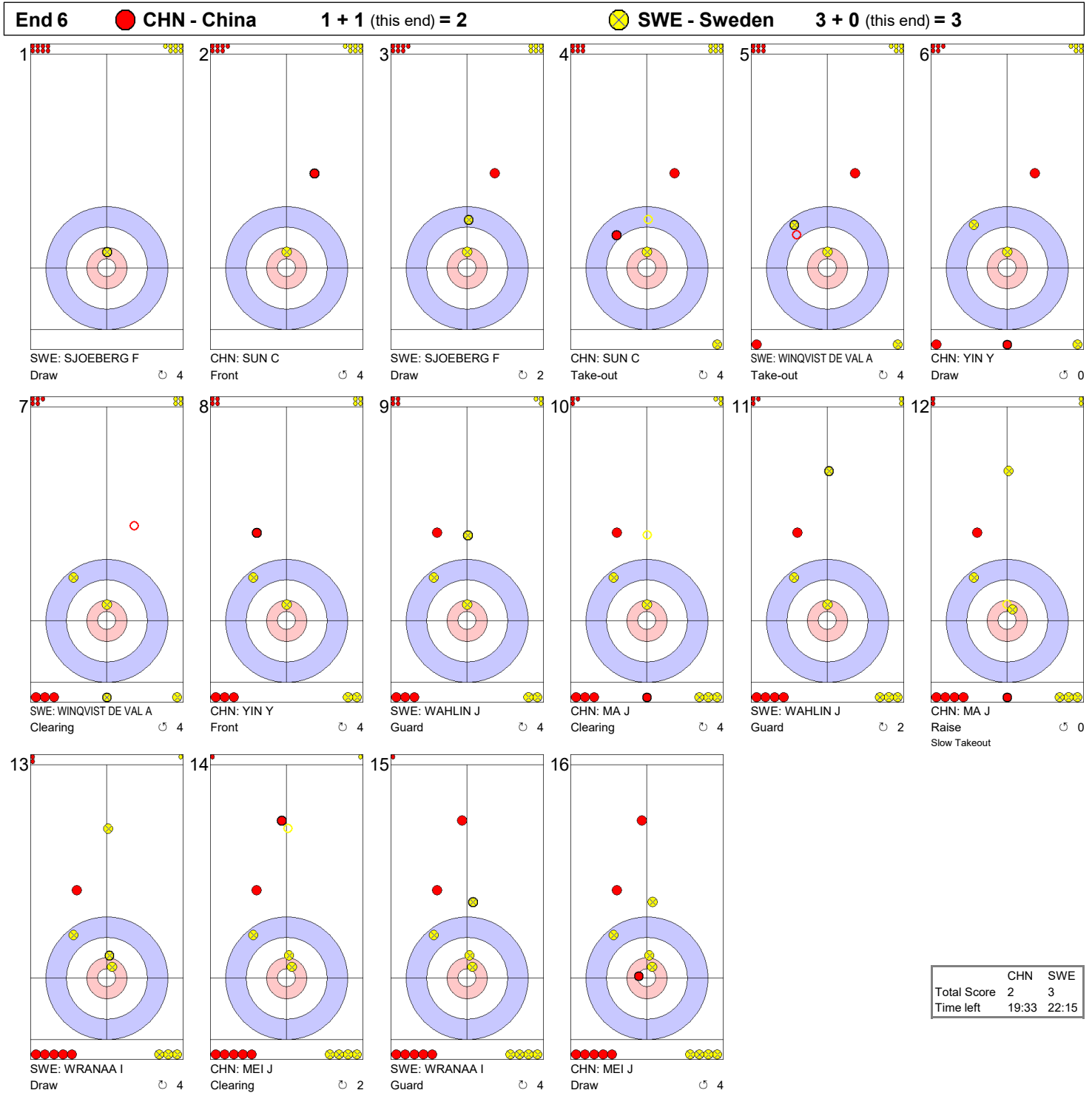


Game - Shot by Shot





Game - Shot by Shot





Game - Shot by Shot



	CHN	SWE
Total Score	3	3
Time left	15:59	18:51





Game - Shot by Shot





Game - Shot by Shot

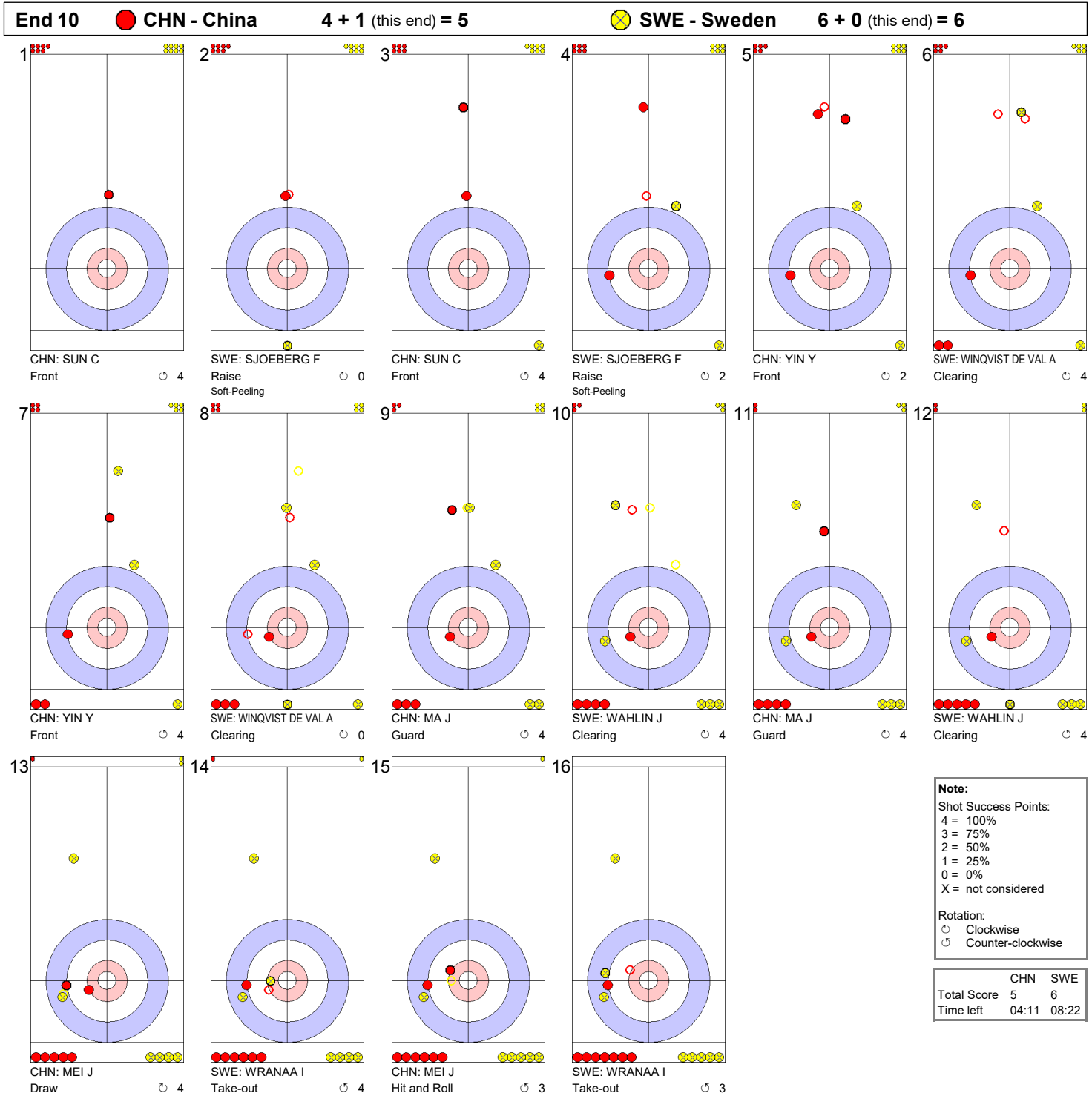


	CHN	SWE
Total Score	4	6
Time left	07:52	11:40





Game - Shot by Shot





Game Results

Sheet	Game	Team	LSFE	1	2	3	4	5	6	7	8	9	10	Extra Ends	Total
C	2	CHN - People's Republic of China		0	0	0	1	0	1	1	0	1	1		5
	2	SWE - Sweden	*	2	0	0	0	1	0	0	3	0	0		6

CHN - People's Republic of China		Shot Success Game
4 S	MEI Jie	59%
3 V	MA Jingyi	78%
2	YIN Yanxin	76%
1	SUN Chengyu	83%
A	CAO Ying	-
Team Total		74%

SWE - Sweden		Shot Success Game
4 S	WRANAA Isabella	75%
3	WAHLIN Jennie	78%
2 V	WINQVIST DE VAL Almida	80%
1	SJOEBERG Fanny	76%
A	-	-
Team Total		77%

Last Stone Draw		Distance
☺	SUN C	137.5cm
☹	MA J	121.6cm
Total		259.1cm

Last Stone Draw		Distance
☺	SJOEBERG F	167.0cm
☹	WAHLIN J	91.5cm
Total		258.5cm

Time remaining: 4 minutes 11 seconds

Time remaining: 8 minutes 22 seconds

Time-out: end 9 - SWE stone 7

Shot Success Analysis

CHN - People's Republic of China	Draws	Take-outs	Game
4 MEI Jie	☺ 4 44%	6 71%	10 60%
	☹ 4 75%	6 46%	10 58%
	Total 8 59%	12 58%	20 59%
3 MA Jingyi	☺ 5 75%	4 81%	9 78%
	☹ 10 75%	1 100%	11 77%
	Total 15 75%	5 85%	20 78%
2 YIN Yanxin	☺ 3 83%	7 93%	10 90%
	☹ 9 58%	1 100%	10 63%
	Total 12 65%	8 94%	20 76%
1 SUN Chengyu	☺ 1 75%	3 83%	4 81%
	☹ 15 88%	1 0%	16 83%
	Total 16 88%	4 63%	20 83%
A CAO Ying	☺ 0 -	0 -	0 -
	☹ 0 -	0 -	0 -
	Total 0 -	0 -	0 -
Team	☺ 13 67%	20 83%	33 77%
	☹ 38 76%	9 53%	47 72%
	Total 51 74%	29 73%	80 74%

SWE - Sweden	Draws	Take-outs	Game
4 WRANAA Isabella	☺ 7 96%	3 67%	10 88%
	☹ 4 50%	6 71%	10 63%
	Total 11 80%	9 69%	20 75%
3 WAHLIN Jennie	☺ 2 75%	7 89%	9 86%
	☹ 4 50%	7 82%	11 70%
	Total 6 58%	14 86%	20 78%
2 WINQVIST DE VAL Almida	☺ 1 100%	11 77%	12 79%
	☹ 1 0%	7 93%	8 81%
	Total 2 50%	18 83%	20 80%
1 SJOEBERG Fanny	☺ 16 80%	2 50%	18 76%
	☹ 0 -	2 75%	2 75%
	Total 16 80%	4 63%	20 76%
A -	☺ 0 -	0 -	0 -
	☹ 0 -	0 -	0 -
	Total 0 -	0 -	0 -
Team	☺ 26 85%	23 77%	49 81%
	☹ 9 44%	22 82%	31 71%
	Total 35 74%	45 79%	80 77%

Note:

Team position and functions are attached to each team member's name as follows:
4 = Fourth, **3** = Third, **2** = Second, **1** = Lead, **A** = Alternate, **S** = Skip, **V** = Vice-Skip

Legend:

☺ Clockwise

☹ Counter-clockwise

LSFE(*) Last Stone First End



Game Results

Sheet	Game	Team	LSFE	1	2	3	4	5	6	7	8	9	10	Extra Ends	Total
D	2	CAN - Canada	*	0	0	0	1	0	2	0	2	1	X		6
	2	GER - Germany		0	0	0	0	1	0	1	0	0	X		2

CAN - Canada	
4 S	ROCQUE Kelsey
3 V	SCHMIEMANN Danielle
2	McDONALD Taylor
1	THEROUX Taylore
A	-

GER - Germany	
4 S	BEER Maike
3	BEER Claudia
2 V	ABBES Emira
1	MUSKATEWITZ Nicole
A	-

Last Stone Draw	Distance
⌚ THEROUX T	23.1cm
⌚ SCHMIEMANN D	135.6cm
Total	158.7cm

Last Stone Draw	Distance
⌚ ABBES E	44.7cm
⌚ BEER C	126.2cm
Total	170.9cm

Time remaining: 5 minutes 32 seconds

Time remaining: 3 minutes 54 seconds

Time-out: end 9 - GER stone 3

Note:
Team position and functions are attached to each team member's name as follows:
4 = Fourth, **3** = Third, **2** = Second, **1** = Lead, **A** = Alternate, **S** = Skip, **V** = Vice-Skip

Legend:
⌚ Clockwise ⌚ Counter-clockwise LSFE(*) Last Stone First End
X Unfinished end due to concession



Game Results

Sheet	Game	Team	LSFE	1	2	3	4	5	6	7	8	9	10	Extra Ends	Total
E	2	GBR - United Kingdom		0	4	1	0	2	0	3	X	X	X		10
	2	KAZ - Kazakhstan	*	1	0	0	2	0	1	0	X	X	X		4

GBR - United Kingdom	
4 S	AITKEN Gina
3 V	KERR Rowena
2	HALLIDAY Rachael
1	HANNEN Rachel
A	WARD Angharad

KAZ - Kazakhstan	
4 S	YUNICHEVA Ramina
3 V	SURGAY Anastassiya
2	BAKANOVA Kamila
1	ALLIYAROVA Sitara
A	KAKHAROVA Zarina

Last Stone Draw	Distance
↻ KERR R	50.2cm
↻ HALLIDAY R	165.8cm
Total	216.0cm

Last Stone Draw	Distance
↻ SURGAY A	60.5cm
↻ YUNICHEVA R	22.4cm
Total	82.9cm

Time remaining: 11 minutes 10 seconds

Time remaining: 13 minutes 19 seconds

Note:
Team position and functions are attached to each team member's name as follows:
4 = Fourth, 3 = Third, 2 = Second, 1 = Lead, A = Alternate, S = Skip, V = Vice-Skip

Legend:
↻ Clockwise ↻ Counter-clockwise LSFE(*) Last Stone First End
X Unfinished end due to concession





Game Results

Sheet	Game	Team	LSFE	1	2	3	4	5	6	7	8	9	10	Extra Ends	Total
A	3	GER - Germany	*	0	2	0	1	0	0	2	0	2	0		7
	3	GBR - United Kingdom		0	0	3	0	0	2	0	1	0	2		8

GER - Germany	
4 S	BEER Maike
3	BEER Claudia
2 V	ABBES Emira
1	MUSKATEWITZ Nicole
A	-

GBR - United Kingdom	
4 S	AITKEN Gina
3 V	KERR Rowena
2	HALLIDAY Rachael
1	HANNEN Rachel
A	WARD Angharad

Last Stone Draw	Distance
⌚ MUSKATEWITZ N	119.6cm
⌚ BEER M	29.9cm
Total	149.5cm

Last Stone Draw	Distance
⌚ HANNEN R	69.0cm
⌚ AITKEN G	199.6cm
Total	268.6cm

Time remaining: 1 minute 2 seconds

Time remaining: 4 minutes 28 seconds

Time-out: end 10 - GER stone 3

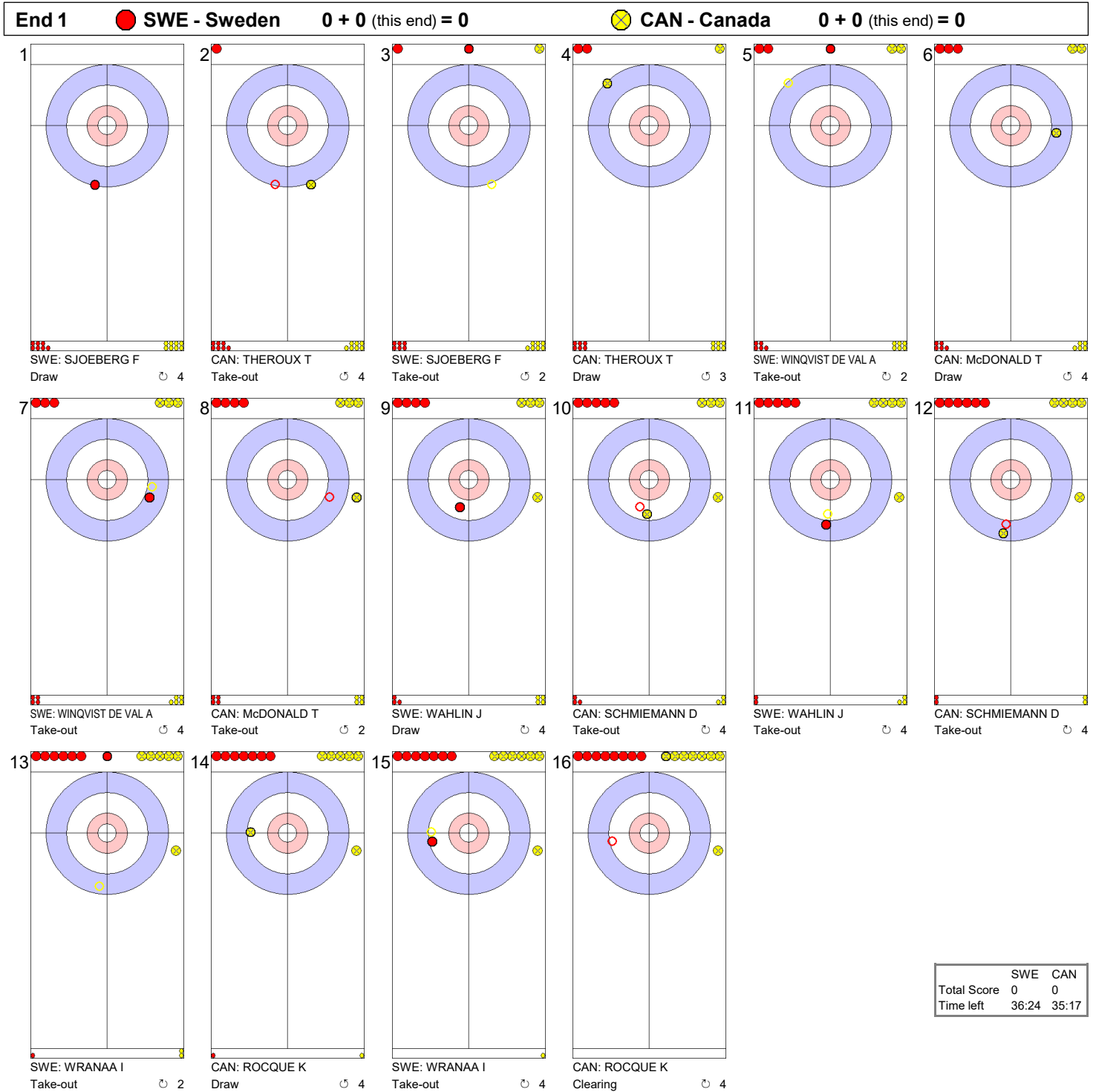
Note:
Team position and functions are attached to each team member's name as follows:
4 = Fourth, 3 = Third, 2 = Second, 1 = Lead, A = Alternate, S = Skip, V = Vice-Skip

Legend:
⌚ Clockwise ⌚ Counter-clockwise LSFE(*) Last Stone First End





Game - Shot by Shot

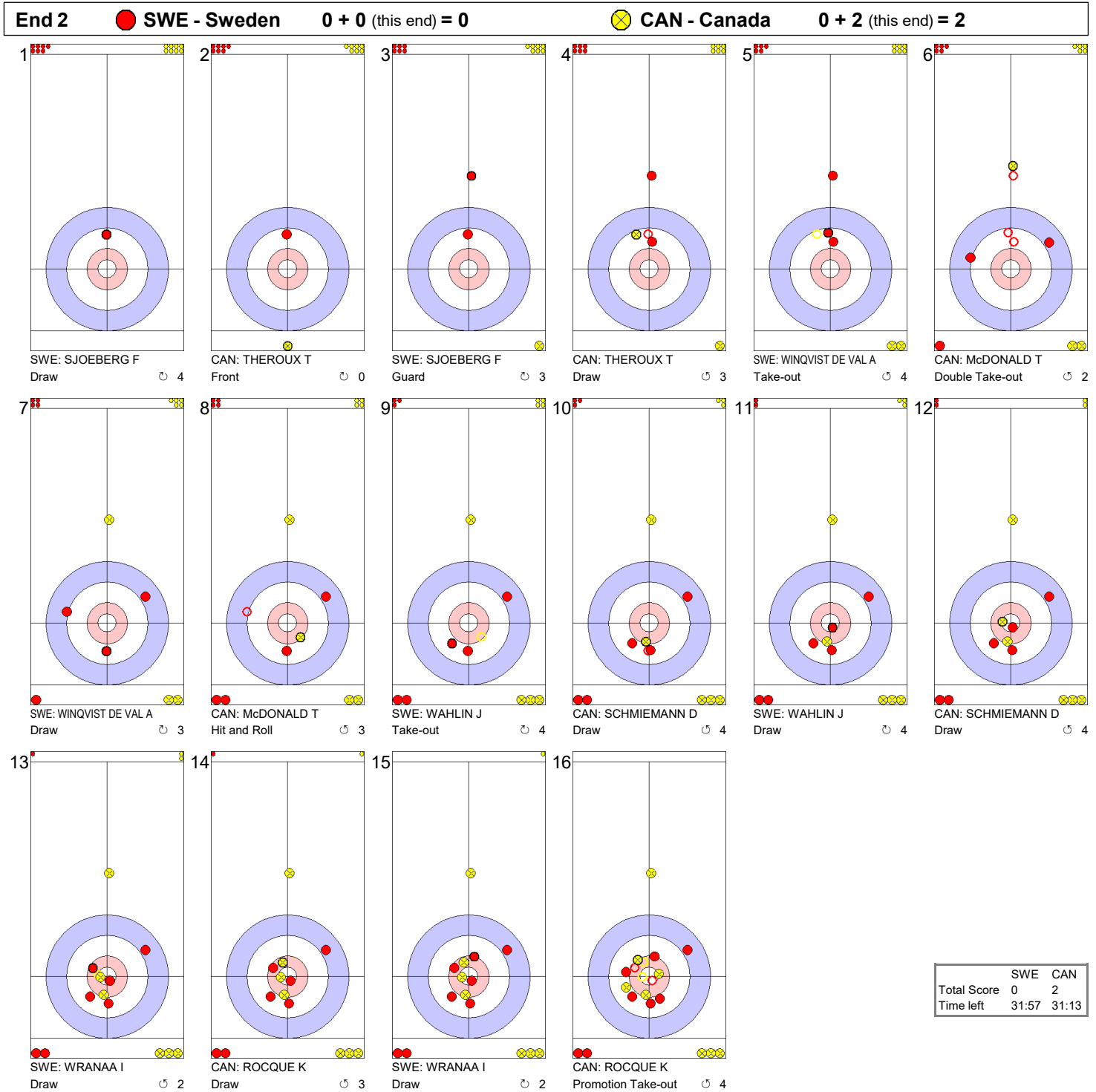


	SWE	CAN
Total Score	0	0
Time left	36:24	35:17



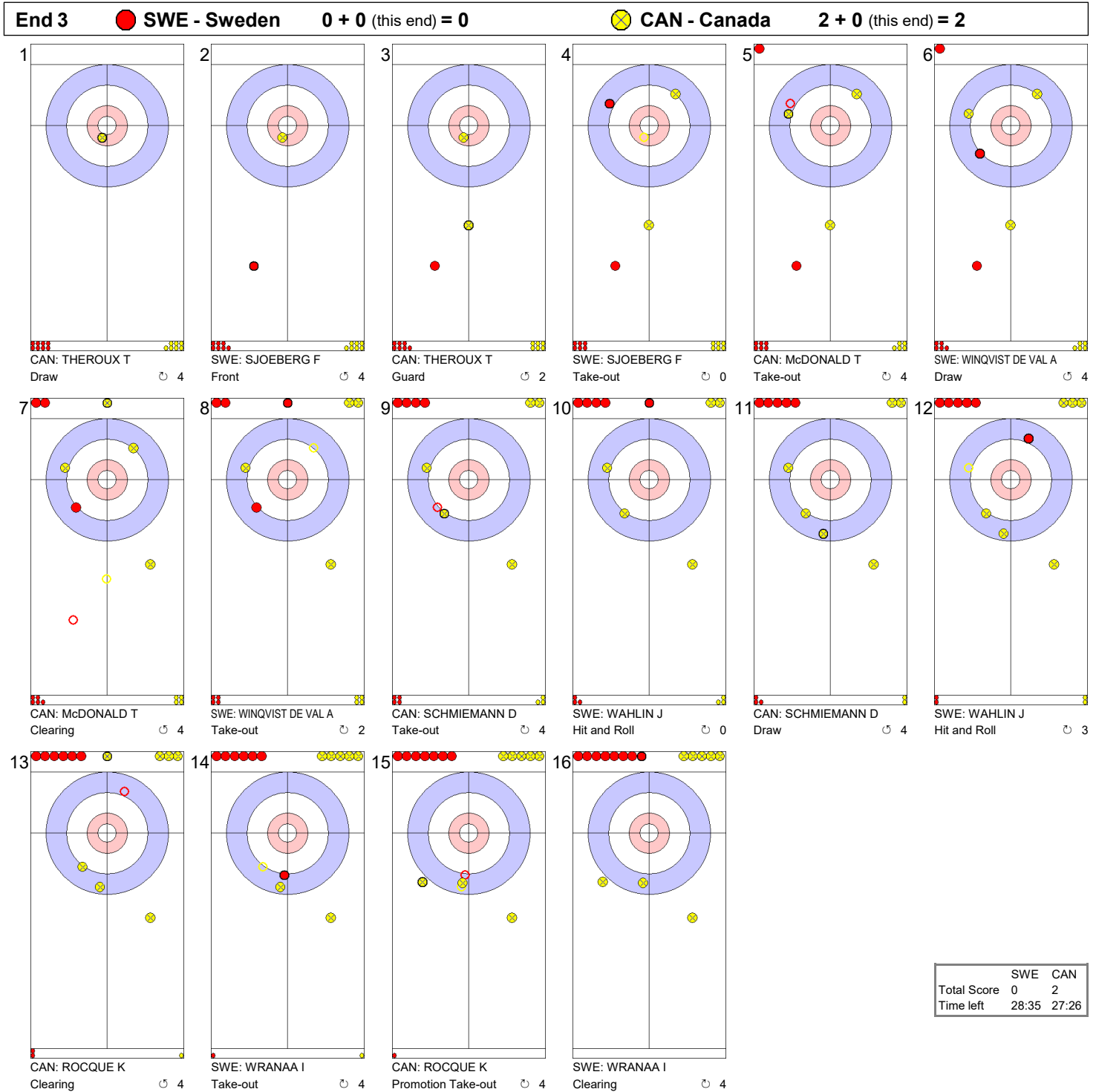


Game - Shot by Shot



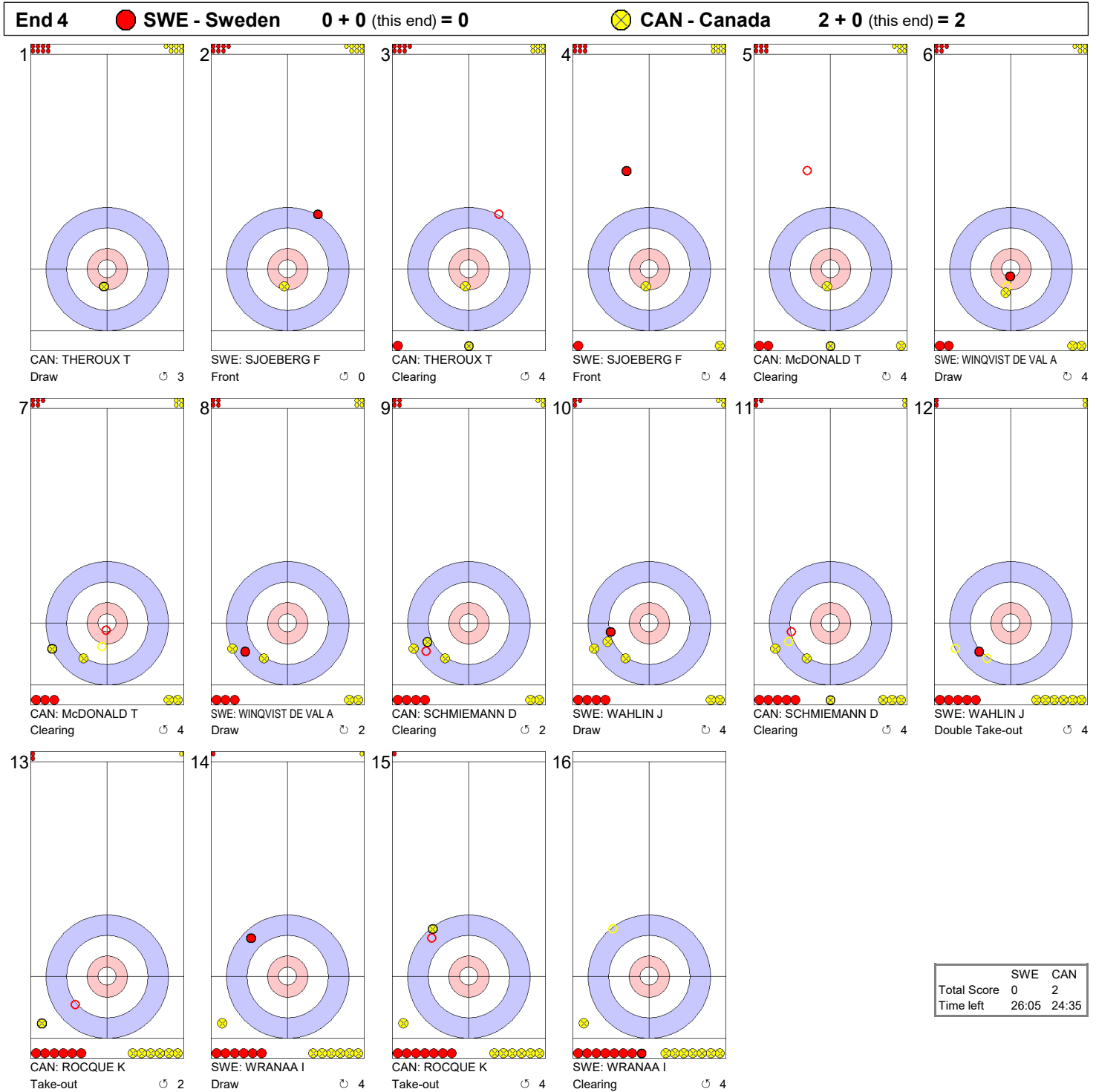


Game - Shot by Shot





Game - Shot by Shot

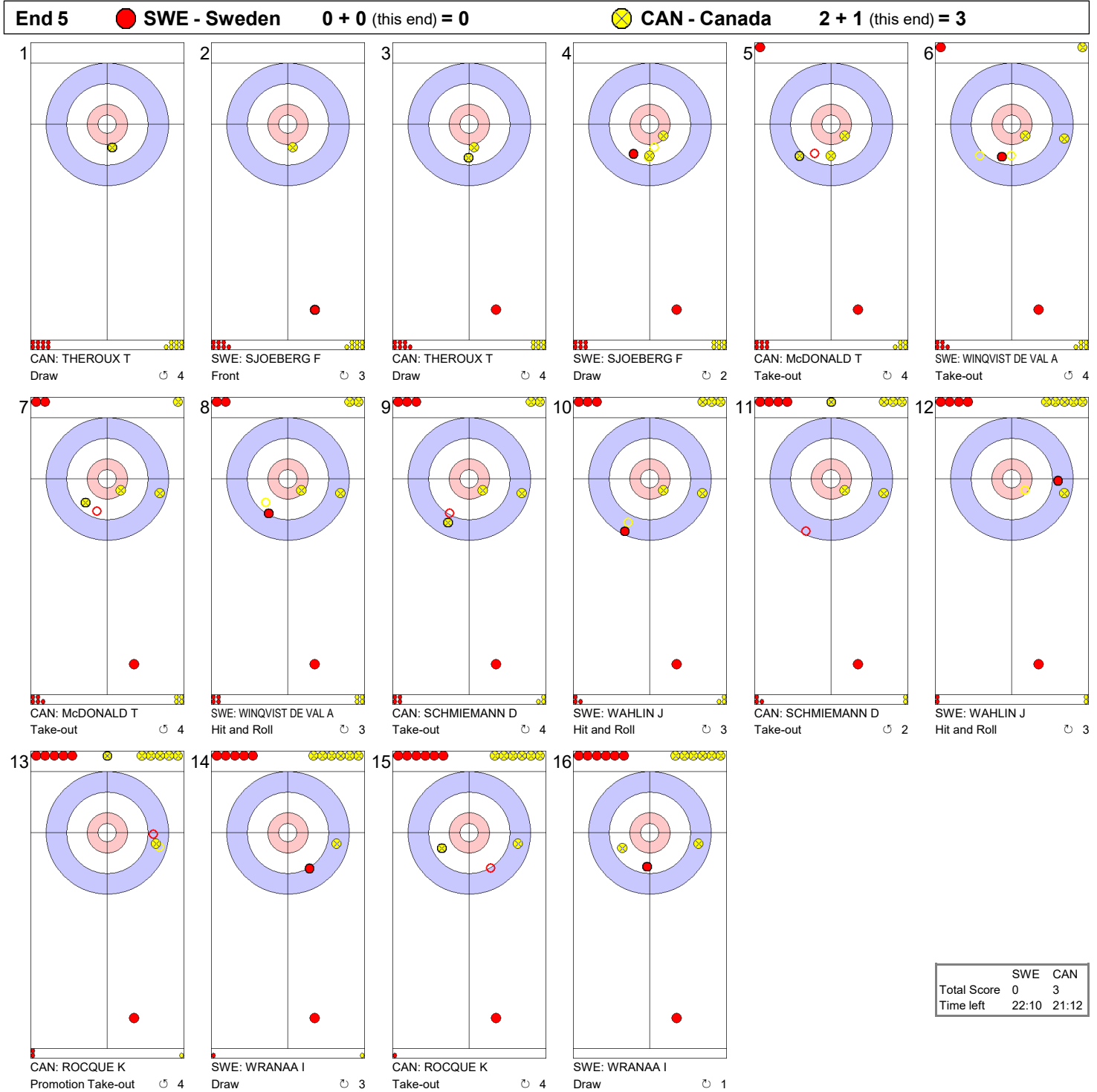


	SWE	CAN
Total Score	0	2
Time left	26:05	24:35





Game - Shot by Shot





Game - Shot by Shot

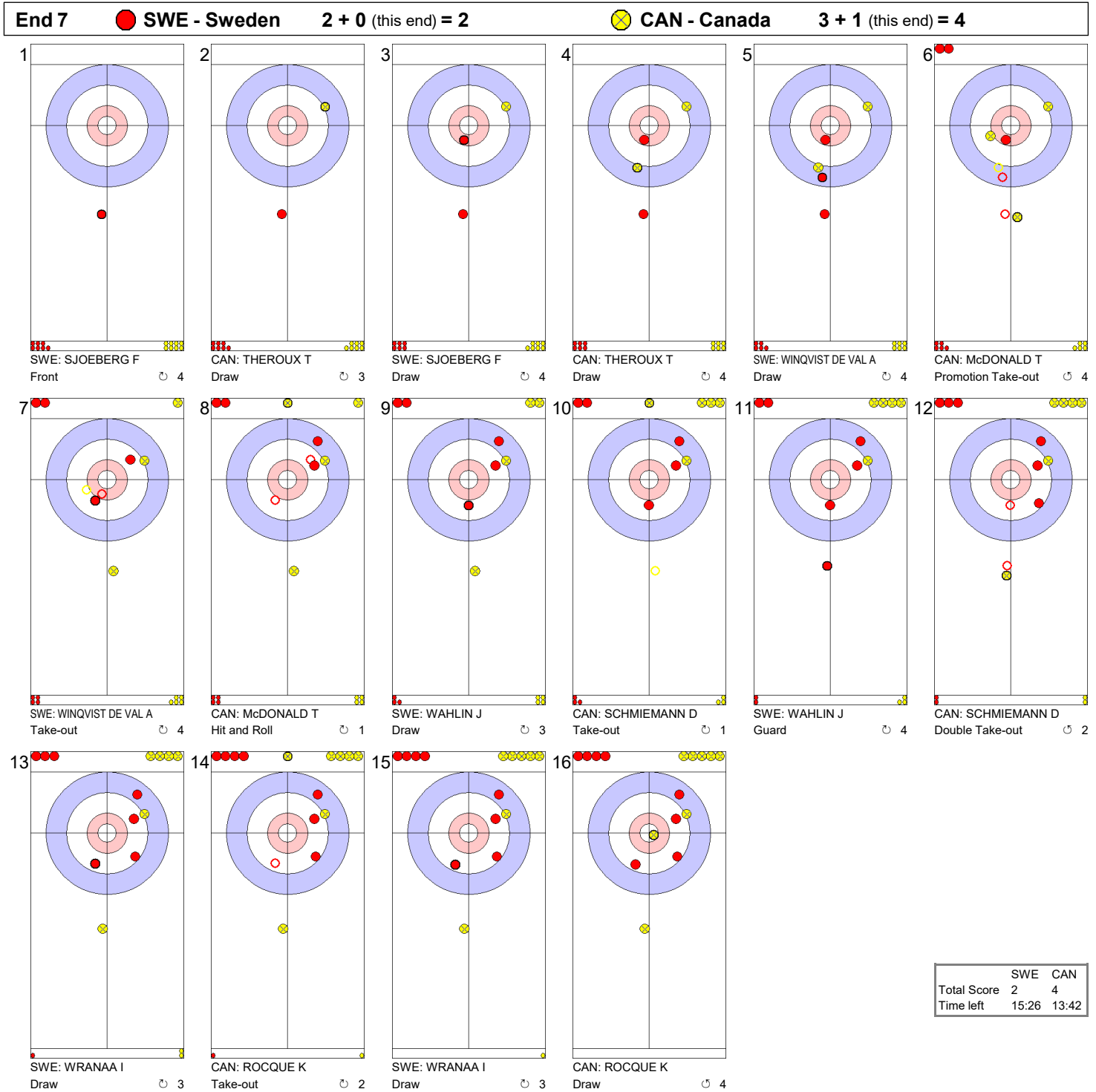


	SWE	CAN
Total Score	2	3
Time left	19:18	17:32





Game - Shot by Shot

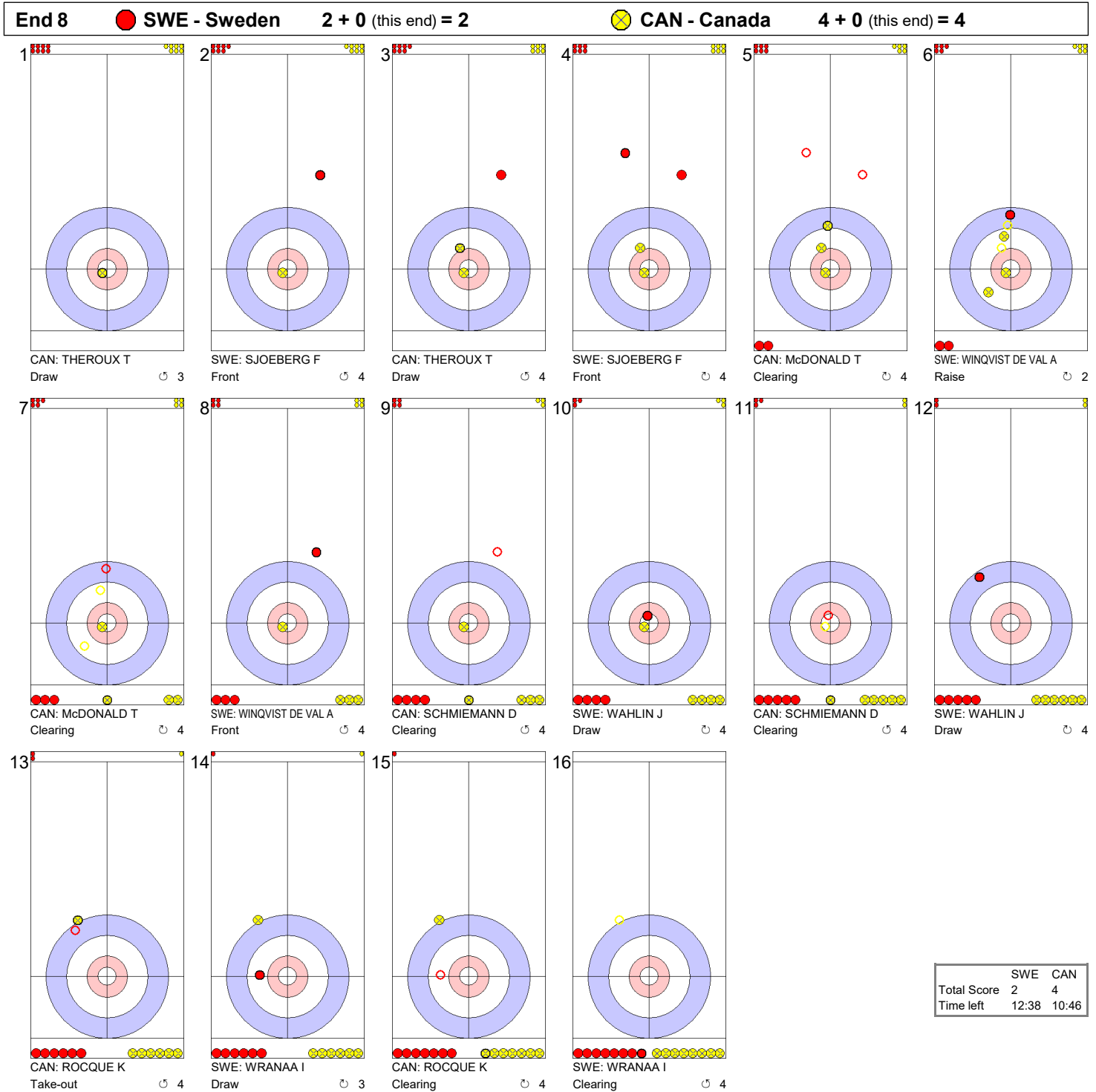


	SWE	CAN
Total Score	2	4
Time left	15:26	13:42





Game - Shot by Shot

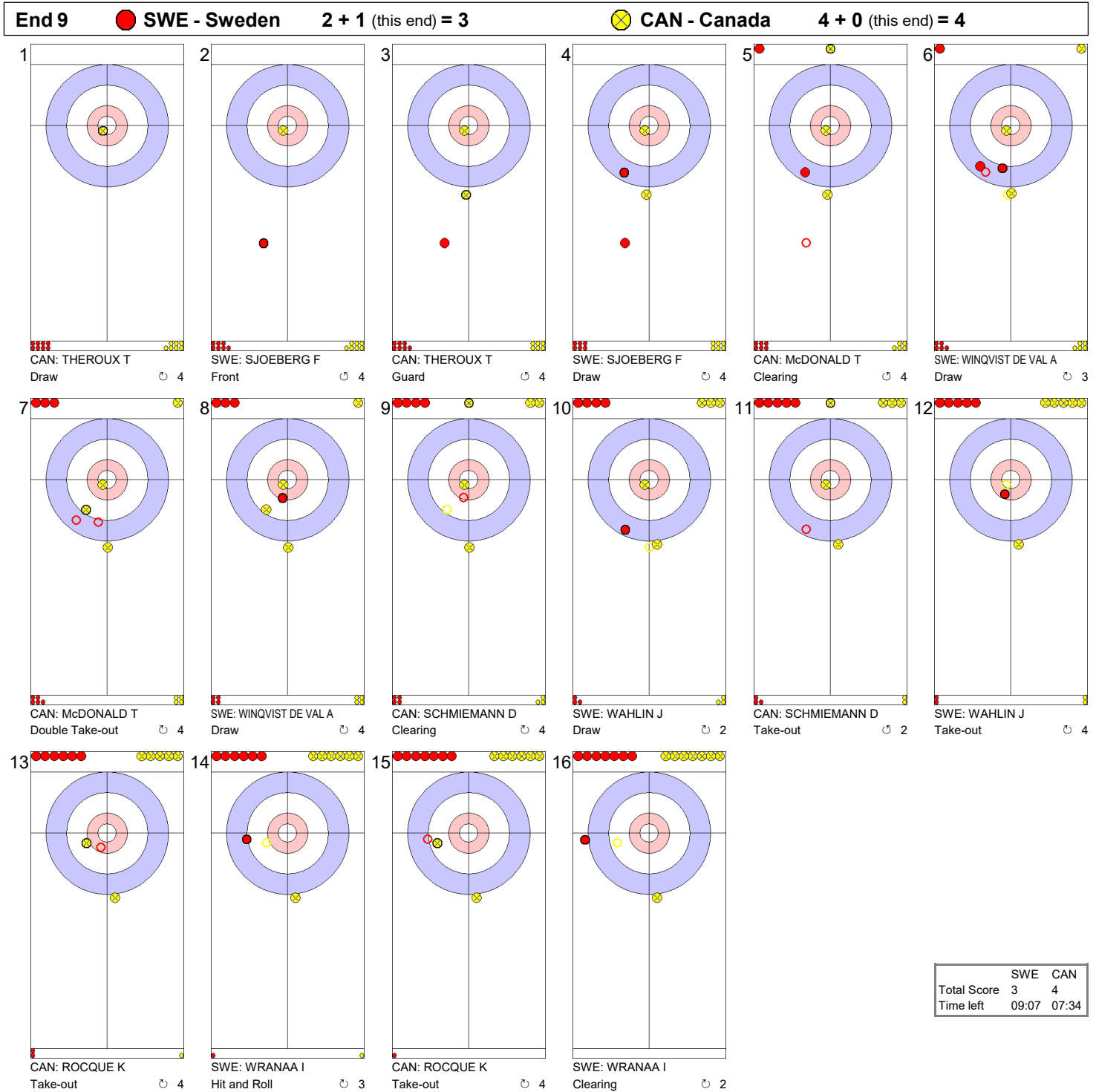


	SWE	CAN
Total Score	2	4
Time left	12:38	10:46



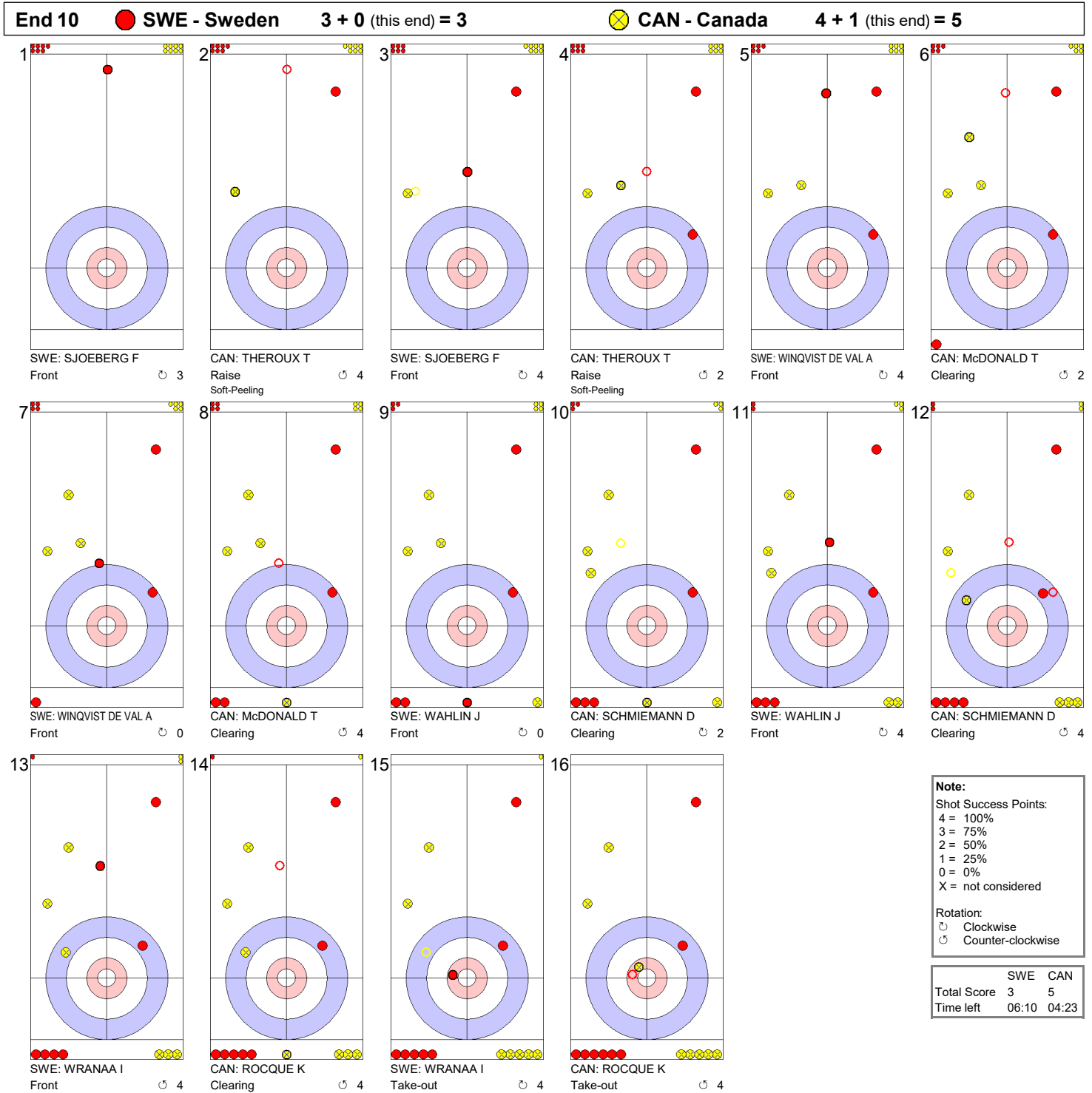


Game - Shot by Shot





Game - Shot by Shot





Game Results

Sheet	Game	Team	LSFE	1	2	3	4	5	6	7	8	9	10	Extra Ends	Total
B	3	SWE - Sweden		0	0	0	0	0	2	0	0	1	0		3
	3	CAN - Canada	*	0	2	0	0	1	0	1	0	0	1		5

SWE - Sweden		Shot Success Game
4 S	WRANAA Isabella	80%
3	WAHLIN Jennie	83%
2 V	WINQVIST DE VAL Almida	79%
1	SJOEBERG Fanny	81%
A	-	-
Team Total		81%

CAN - Canada		Shot Success Game
4 S	ROCQUE Kelsey	94%
3 V	SCHMIEMANN Danielle	74%
2	McDONALD Taylor	88%
1	THEROUX Taylore	84%
A	-	-
Team Total		85%

Last Stone Draw	Distance
⌚ WINQVIST DE VAL A	89.9cm
⌚ WRANAA I	199.6cm
Total	289.5cm

Time remaining: 6 minutes 10 seconds

Last Stone Draw	Distance
⌚ McDONALD T	30.1cm
⌚ ROCQUE K	30.3cm
Total	60.4cm

Time remaining: 4 minutes 23 seconds

Shot Success Analysis

SWE - Sweden	Draws	Take-outs	Game
4 WRANAA Isabella	⌚ 7 68%	7 82%	14 75%
	⌚ 3 83%	3 100%	6 92%
	Total 10 73%	10 88%	20 80%
3 WAHLIN Jennie	⌚ 10 83%	7 75%	17 79%
	⌚ 1 100%	2 100%	3 100%
	Total 11 84%	9 81%	20 83%
2 WINQVIST DE VAL Almida	⌚ 9 72%	4 69%	13 71%
	⌚ 4 88%	3 100%	7 93%
	Total 13 77%	7 82%	20 79%
1 SJOEBERG Fanny	⌚ 13 90%	1 0%	14 84%
	⌚ 5 80%	1 50%	6 75%
	Total 18 88%	2 25%	20 81%
A -	⌚ 0 -	0 -	0 -
	⌚ 0 -	0 -	0 -
	Total 0 -	0 -	0 -
Team	⌚ 39 80%	19 72%	58 78%
	⌚ 13 85%	9 94%	22 89%
	Total 52 81%	28 79%	80 81%

CAN - Canada	Draws	Take-outs	Game
4 ROCQUE Kelsey	⌚ 0 -	8 94%	8 94%
	⌚ 3 92%	9 94%	12 94%
	Total 3 92%	17 94%	20 94%
3 SCHMIEMANN Danielle	⌚ 0 -	8 72%	8 72%
	⌚ 3 100%	9 67%	12 75%
	Total 3 100%	17 69%	20 74%
2 McDONALD Taylor	⌚ 0 -	8 91%	8 91%
	⌚ 1 100%	11 84%	12 85%
	Total 1 100%	19 87%	20 88%
1 THEROUX Taylore	⌚ 6 79%	0 -	6 79%
	⌚ 12 83%	2 100%	14 86%
	Total 18 82%	2 100%	20 84%
A -	⌚ 0 -	0 -	0 -
	⌚ 0 -	0 -	0 -
	Total 0 -	0 -	0 -
Team	⌚ 6 79%	24 85%	30 84%
	⌚ 19 88%	31 83%	50 85%
	Total 25 86%	55 84%	80 85%

Note:

Team position and functions are attached to each team member's name as follows:
4 = Fourth, **3** = Third, **2** = Second, **1** = Lead, **A** = Alternate, **S** = Skip, **V** = Vice-Skip

Legend:

⌚ Clockwise

⌚ Counter-clockwise

LSFE(*) Last Stone First End



Game Results

Sheet	Game	Team	LSFE	1	2	3	4	5	6	7	8	9	10	Extra Ends	Total
C	3	SUI - Switzerland	*	0	1	1	0	2	0	1	0	1	1		7
	3	NOR - Norway		0	0	0	1	0	2	0	1	0	0		4

SUI - Switzerland	
4 V	HUERLIMANN Briar
3 S	STERN Elena
2	STERN Anna
1	KOLLER Celine
A	ISELI Noelle

NOR - Norway	
4 S	TRULSEN Pia
3	SKAGA Ingvild
2 V	FORBREGD Mari
1	HAALIEN Stine
A	-

Last Stone Draw	Distance
⌚ STERN E	45.0cm
⌚ KOLLER C	55.5cm
Total	100.5cm

Last Stone Draw	Distance
⌚ TRULSEN P	8.1cm
⌚ HAALIEN S	199.6cm
Total	207.7cm

Time remaining: 6 minutes 37 seconds

Time remaining: 12 minutes 1 second

Time-out: end 5 - SUI stone 7

Note:
Team position and functions are attached to each team member's name as follows:
4 = Fourth, 3 = Third, 2 = Second, 1 = Lead, A = Alternate, S = Skip, V = Vice-Skip

Legend:
⌚ Clockwise ⌚ Counter-clockwise LSFE(*) Last Stone First End





Game Results

Sheet	Game	Team	LSFE	1	2	3	4	5	6	7	8	9	10	Extra Ends	Total
D	3	KAZ - Kazakhstan		0	0	0	0	0	0	X	X	X	X		0
	3	CHN - People's Republic of China	*	1	1	1	2	3	2	X	X	X	X		10

KAZ - Kazakhstan	
4 S	YUNICHEVA Ramina
3 V	SURGAY Anastassiya
2	BAKANOVA Kamila
1	ALLIYAROVA Sitora
A	KAKHAROVA Zarina

CHN - People's Republic of China	
4 S	MEI Jie
3 V	MA Jingyi
2	YIN Yanxin
1	SUN Chengyu
A	CAO Ying

Last Stone Draw	Distance
⌚ ALLIYAROVA S	180.4cm
⌚ BAKANOVA K	199.6cm
Total	380.0cm

Last Stone Draw	Distance
⌚ MEI J	90.2cm
⌚ YIN Y	199.6cm
Total	289.8cm

Time remaining: 10 minutes 44 seconds

Time remaining: 17 minutes 23 seconds

Note:
Team position and functions are attached to each team member's name as follows:
4 = Fourth, 3 = Third, 2 = Second, 1 = Lead, A = Alternate, S = Skip, V = Vice-Skip

Legend:
⌚ Clockwise ⌚ Counter-clockwise LSFE(*) Last Stone First End
X Unfinished end due to concession





Game Results

Sheet	Game	Team	LSFE	1	2	3	4	5	6	7	8	9	10	Extra Ends	Total
E	3	RUS - Russian Federation	*	0	1	0	1	0	2	0	0	0	X		4
	3	KOR - Republic of Korea		0	0	2	0	2	0	2	1	0	X		7

RUS - Russian Federation	
4 S	MOISEEVA Victoria
3 V	VASILEVA Uliana
2	ARSENKINA Galina
1	DUYUNOVA Maria
A	PORTUNOVA Julia

KOR - Republic of Korea	
4 S	KIM Eunjung
3 V	KIM Kyeongae
2	KIM Seonyeong
1	KIM Yeongmi
A	-

Last Stone Draw		Distance
⌚	ARSENKINA G	30.7cm
⌚	VASILEVA U	27.6cm
Total		58.3cm

Last Stone Draw		Distance
⌚	KIM K	43.1cm
⌚	KIM E	56.5cm
Total		99.6cm

Time remaining: 2 minutes 56 seconds

Time remaining: 3 minutes 47 seconds

Time-out: end 8 - RUS stone 8

Note:
Team position and functions are attached to each team member's name as follows:
4 = Fourth, 3 = Third, 2 = Second, 1 = Lead, A = Alternate, S = Skip, V = Vice-Skip

Legend:
⌚ Clockwise ⌚ Counter-clockwise LSFE(*) Last Stone First End
X Unfinished end due to concession





Game Results

Sheet	Game	Team	LSFE	1	2	3	4	5	6	7	8	9	10	Extra Ends	Total
A	4	KOR - Republic of Korea		1	0	0	2	0	2	0	3	0	1		9
	4	CHN - People's Republic of China	*	0	1	1	0	3	0	2	0	1	0		8

KOR - Republic of Korea	
4 S	KIM Eunjung
3 V	KIM Kyeongae
2	KIM Seonyeong
1	KIM Yeongmi
A	-

CHN - People's Republic of China	
4 S	MEI Jie
3 V	MA Jingyi
2	YIN Yanxin
1	SUN Chengyu
A	CAO Ying

Last Stone Draw	Distance
⌚ KIM S	36.7cm
⌚ KIM Y	199.6cm
Total	236.3cm

Last Stone Draw	Distance
⌚ MA J	28.0cm
⌚ SUN C	183.1cm
Total	211.1cm

Time remaining: 1 minute 12 seconds

Time-out: end 8 - KOR stone 4

Time remaining: 1 minute 50 seconds

Time-out: end 8 - CHN stone 8

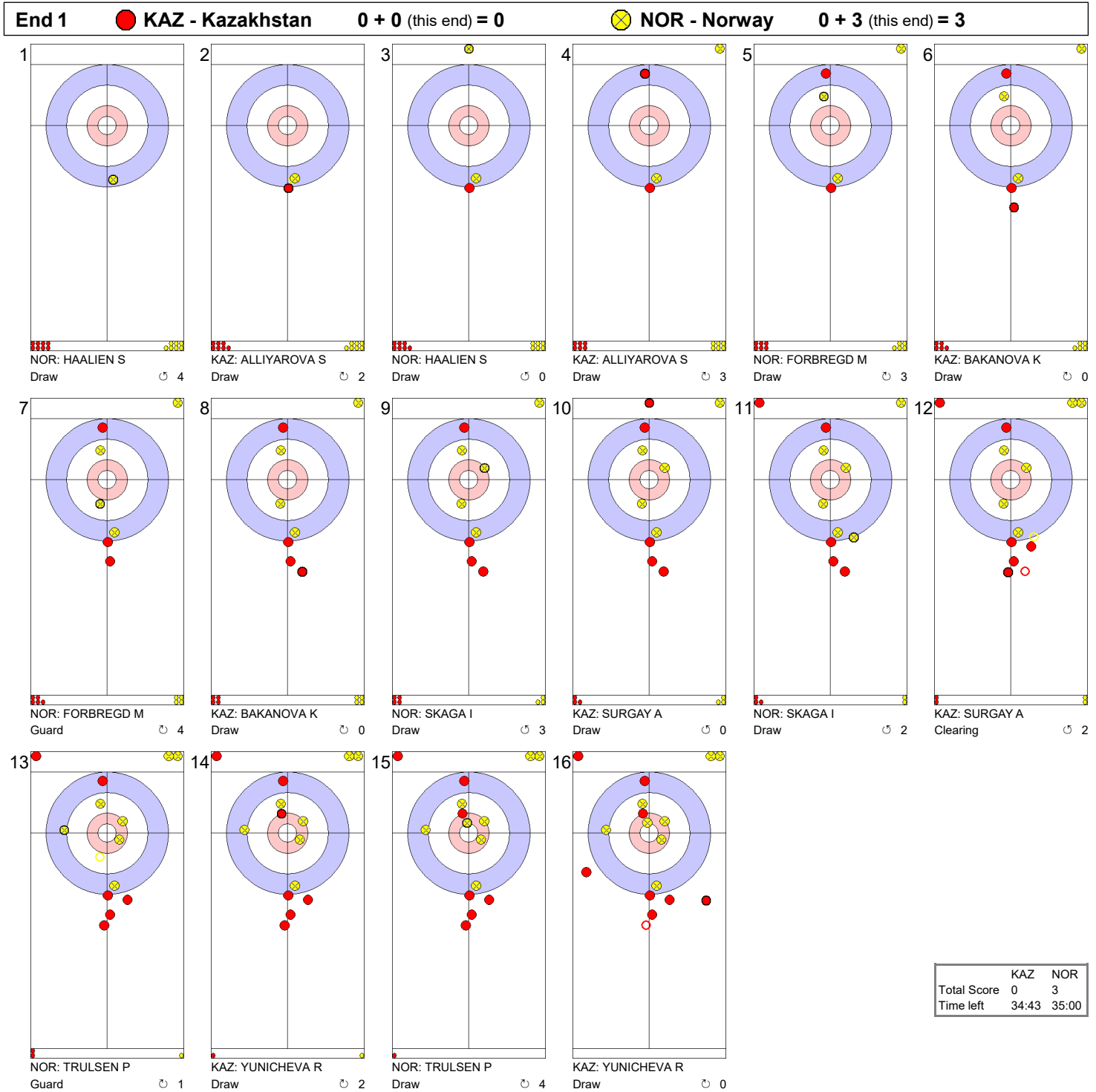
Note:
Team position and functions are attached to each team member's name as follows:
4 = Fourth, 3 = Third, 2 = Second, 1 = Lead, A = Alternate, S = Skip, V = Vice-Skip

Legend:
⌚ Clockwise ⌚ Counter-clockwise LSFE(*) Last Stone First End



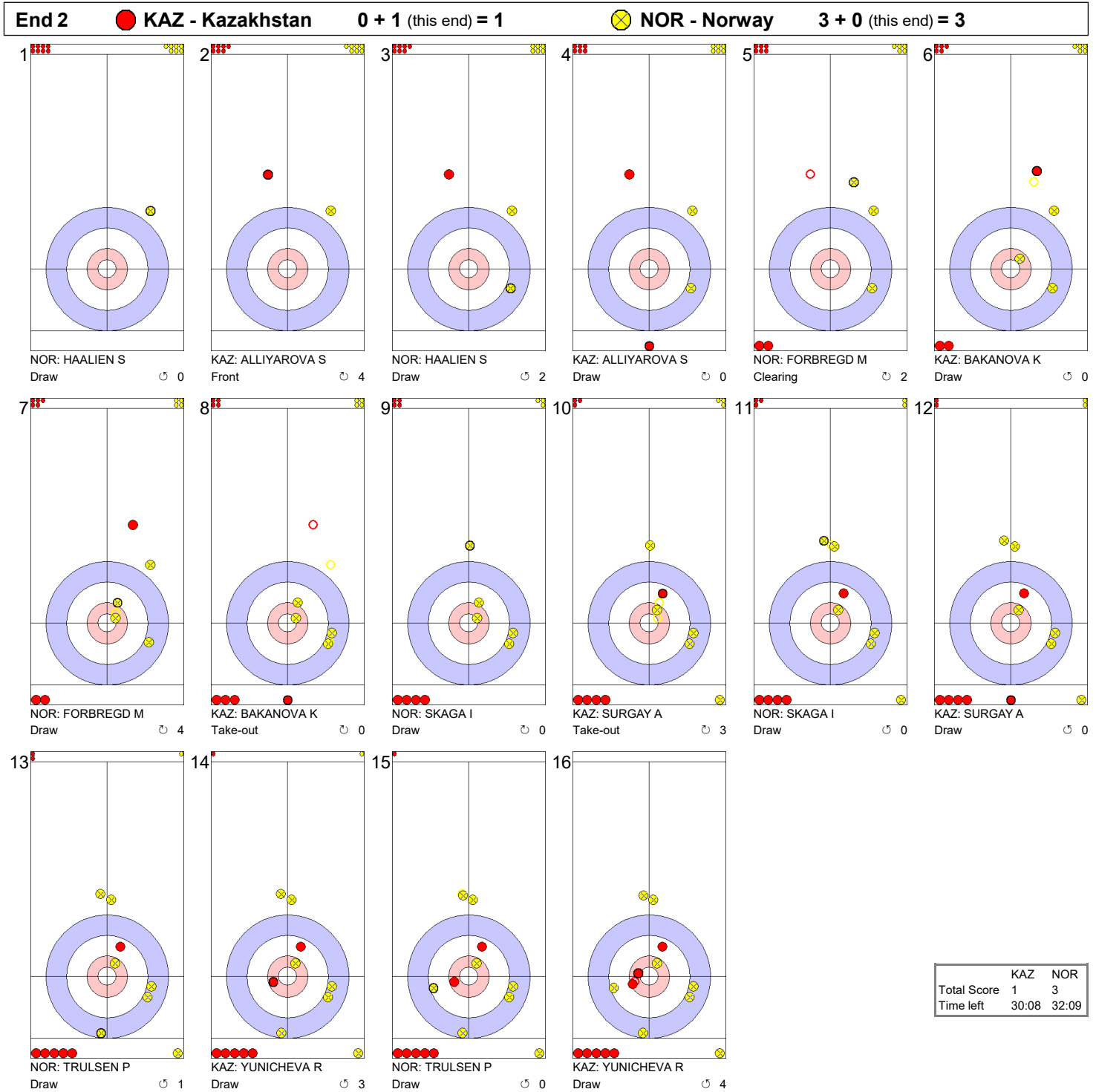


Game - Shot by Shot



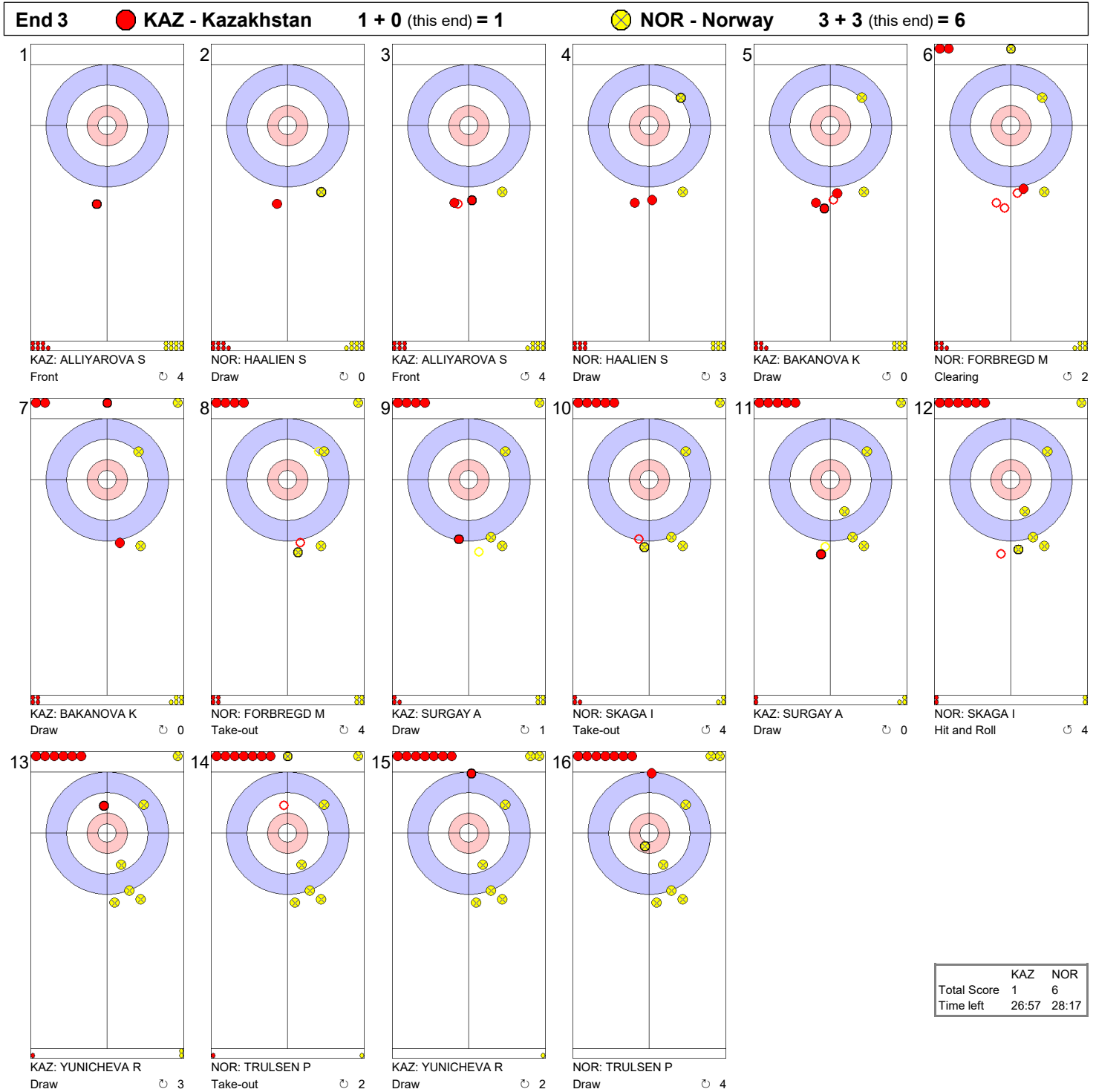


Game - Shot by Shot





Game - Shot by Shot



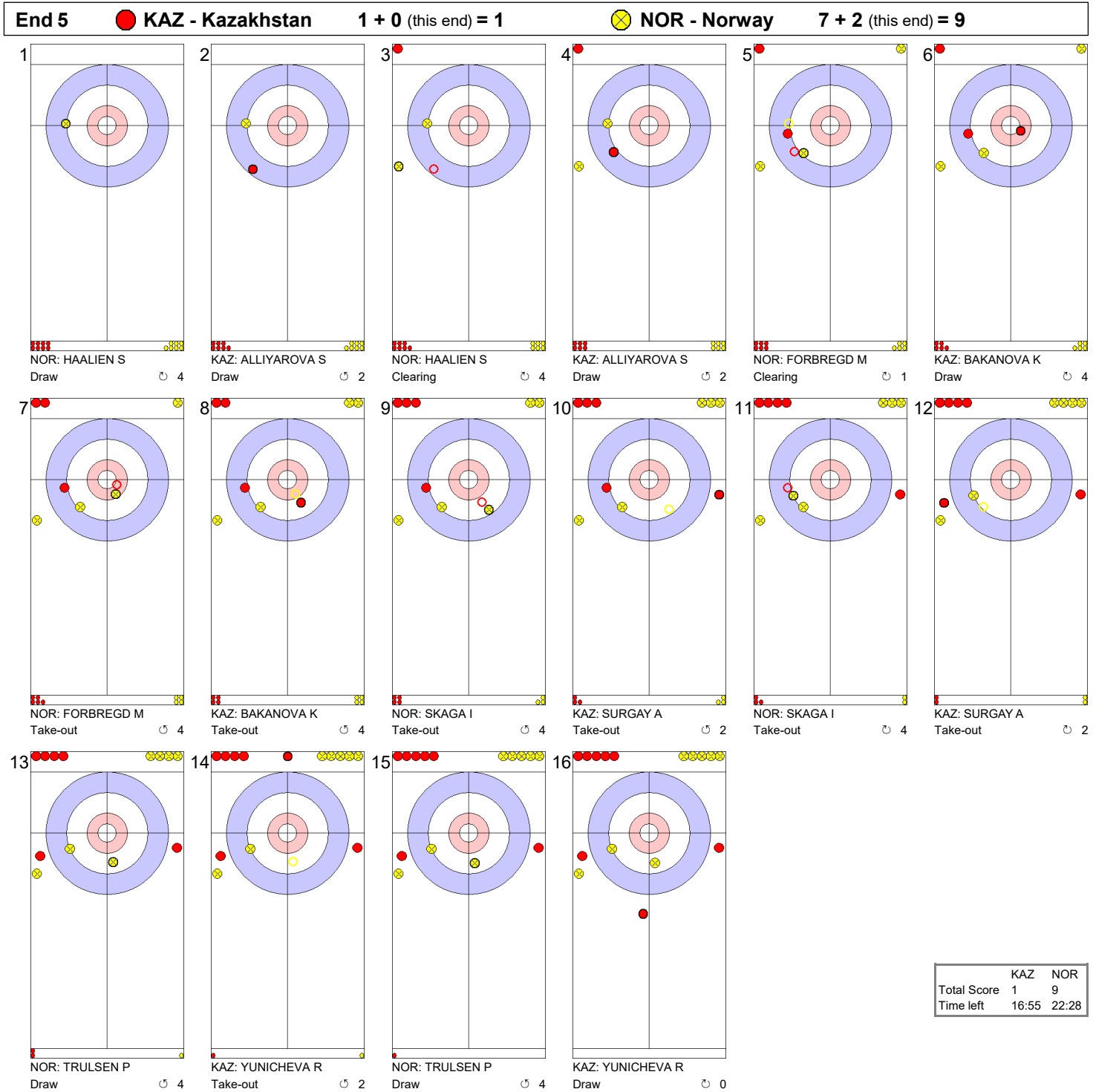


Game - Shot by Shot



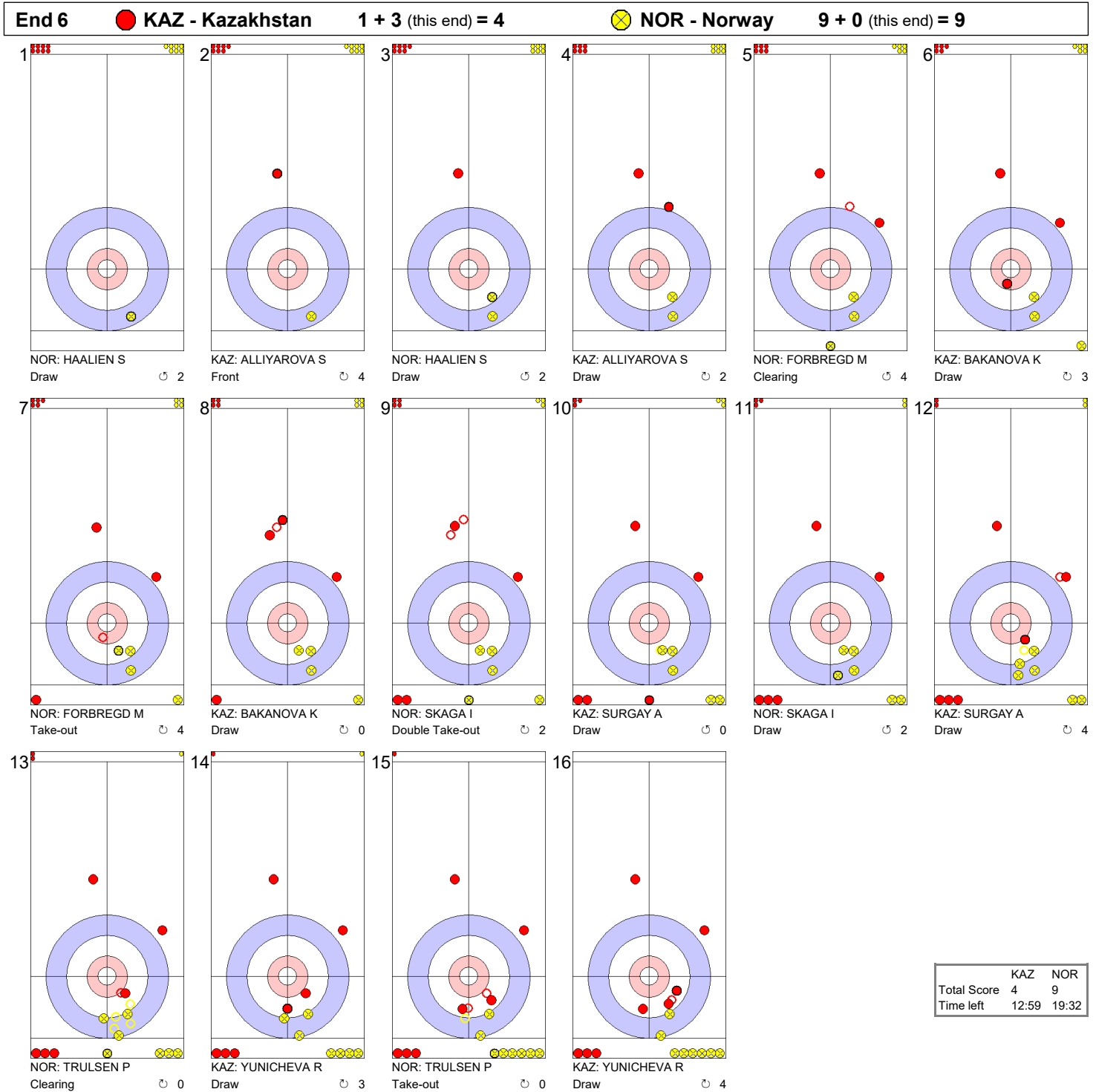


Game - Shot by Shot





Game - Shot by Shot





Game - Shot by Shot

End 7			KAZ - Kazakhstan			4 + 0 (this end) = 4			NOR - Norway			9 + 1 (this end) = 10					
1		KAZ: ALLIYAROVA S Front 0	2		NOR: HAALIEN S Draw 2	3		KAZ: ALLIYAROVA S Draw 4	4		NOR: HAALIEN S Clearing 4	5		KAZ: BAKANOVA K Draw 1	6		NOR: FORBREGD M Draw 4
7		KAZ: BAKANOVA K Draw 0	8		NOR: FORBREGD M Draw 4	9		KAZ: SURGAY A Draw 0	10		NOR: SKAGA I Draw 4	11		KAZ: SURGAY A Draw 0	12		NOR: SKAGA I Draw 4
13		KAZ: YUNICHEVA R Raise 0	14		NOR: TRULSEN P Raise 4	15		KAZ: YUNICHEVA R Raise 4	16		NOR: TRULSEN P Promotion Take-out 4						

Note:

Shot Success Points:
 4 = 100%
 3 = 75%
 2 = 50%
 1 = 25%
 0 = 0%
 X = not considered

Rotation:
 Clockwise
 Counter-clockwise

	KAZ	NOR
Total Score	4	10
Time left	08:32	12:51



Game Results

Sheet	Game	Team	LSFE	1	2	3	4	5	6	7	8	9	10	Extra Ends	Total
B	4	KAZ - Kazakhstan	*	0	1	0	0	0	3	0	X	X	X		4
	4	NOR - Norway		3	0	3	1	2	0	1	X	X	X		10

KAZ - Kazakhstan		Shot Success Game
4 S	YUNICHEVA Ramina	52%
3 V	SURGAY Anastassiya	38%
2	BAKANOVA Kamila	34%
1	ALLIYAROVA Sitora	63%
A	KAKHAROVA Zarina	-
Team Total		46%

NOR - Norway		Shot Success Game
4 S	TRULSEN Pia	57%
3	SKAGA Ingvild	70%
2 V	FORBREGD Mari	79%
1	HAALIEN Stine	55%
A	-	-
Team Total		65%

Last Stone Draw	Distance
☺ BAKANOVA K	12.5cm
☺ ALLIYAROVA S	61.3cm
Total	73.8cm

Last Stone Draw	Distance
☺ SKAGA I	108.0cm
☺ FORBREGD M	199.6cm
Total	307.6cm

Time remaining: 8 minutes 32 seconds

Time remaining: 12 minutes 51 seconds

Shot Success Analysis

KAZ - Kazakhstan		Draws	Take-outs	Game
4 YUNICHEVA Ramina	☺	8 50%	1 0%	9 44%
	☹	4 69%	1 50%	5 65%
	Total	12 56%	2 25%	14 52%
3 SURGAY Anastassiya	☺	6 33%	2 63%	8 41%
	☹	4 25%	2 50%	6 33%
	Total	10 30%	4 56%	14 38%
2 BAKANOVA Kamila	☺	10 38%	1 0%	11 34%
	☹	2 0%	1 100%	3 33%
	Total	12 31%	2 50%	14 34%
1 ALLIYAROVA Sitora	☺	11 61%	0 -	11 61%
	☹	3 67%	0 -	3 67%
	Total	14 63%	0 -	14 63%
A KAKHAROVA Zarina	☺	0 -	0 -	0 -
	☹	0 -	0 -	0 -
	Total	0 -	0 -	0 -
Team	☺	35 47%	4 31%	39 46%
	☹	13 44%	4 63%	17 49%
	Total	48 46%	8 47%	56 46%

NOR - Norway		Draws	Take-outs	Game
4 TRULSEN Pia	☺	4 81%	6 42%	10 58%
	☹	4 56%	0 -	4 56%
	Total	8 69%	6 42%	14 57%
3 SKAGA Ingvild	☺	3 67%	4 75%	7 71%
	☹	4 44%	3 100%	7 68%
	Total	7 54%	7 86%	14 70%
2 FORBREGD Mari	☺	5 95%	5 55%	10 75%
	☹	1 100%	3 83%	4 88%
	Total	6 96%	8 66%	14 79%
1 HAALIEN Stine	☺	4 56%	2 100%	6 71%
	☹	7 36%	1 100%	8 44%
	Total	11 43%	3 100%	14 55%
A -	☺	0 -	0 -	0 -
	☹	0 -	0 -	0 -
	Total	0 -	0 -	0 -
Team	☺	16 77%	17 60%	33 68%
	☹	16 47%	7 93%	23 61%
	Total	32 62%	24 70%	56 65%

Note:

Team position and functions are attached to each team member's name as follows:
4 = Fourth, **3** = Third, **2** = Second, **1** = Lead, **A** = Alternate, **S** = Skip, **V** = Vice-Skip

Legend:

☺ Clockwise

☹ Counter-clockwise

LSFE(*) Last Stone First End

X Unfinished end due to concession



Game Results

Sheet	Game	Team	LSFE	1	2	3	4	5	6	7	8	9	10	Extra Ends	Total
C	4	CAN - Canada	*	0	2	0	1	0	2	0	2	0	X		7
	4	RUS - Russian Federation		0	0	1	0	1	0	1	0	1	X		4

CAN - Canada	
4 S	ROCQUE Kelsey
3 V	SCHMIEMANN Danielle
2	McDONALD Taylor
1	THEROUX Taylore
A	-

RUS - Russian Federation	
4 S	MOISEEVA Victoria
3 V	VASILEVA Uliana
2	ARSENKINA Galina
1	PORTUNOVA Julia
A	DUYUNOVA Maria

Last Stone Draw	Distance
⌚ SCHMIEMANN D	47.8cm
⌚ THEROUX T	0.8cm
Total	48.6cm

Last Stone Draw	Distance
⌚ PORTUNOVA J	40.9cm
⌚ MOISEEVA V	56.8cm
Total	97.7cm

Time remaining: 8 minutes 8 seconds

Time remaining: 6 minutes 22 seconds

Time-out: end 8 - RUS stone 7

Note:
Team position and functions are attached to each team member's name as follows:
4 = Fourth, 3 = Third, 2 = Second, 1 = Lead, A = Alternate, S = Skip, V = Vice-Skip

Legend:
⌚ Clockwise ⌚ Counter-clockwise LSFE(*) Last Stone First End
X Unfinished end due to concession





Game Results

Sheet	Game	Team	LSFE	1	2	3	4	5	6	7	8	9	10	Extra Ends	Total
D	4	GER - Germany		0	3	0	1	0	3	0	0	0	1	0	8
	4	SWE - Sweden	*	2	0	2	0	0	0	3	1	0	0	4	12

GER - Germany	
4 S	BEER Maike
3	BEER Claudia
2 V	ABBES Emira
1	MUSKATEWITZ Nicole
A	-

SWE - Sweden	
4 S	WRANAA Isabella
3	WAHLIN Jennie
2 V	WINQVIST DE VAL Almida
1	SJOEBERG Fanny
A	-

Last Stone Draw	Distance
⌚ BEER C	85.5cm
⌚ ABBES E	43.9cm
Total	129.4cm

Last Stone Draw	Distance
⌚ WAHLIN J	15.3cm
⌚ SJOEBERG F	85.9cm
Total	101.2cm

Time remaining: 3 minutes 2 seconds
0 minutes 36 seconds (after extra end)
Time-out: end 8 - GER stone 3

Time remaining: 6 minutes 2 seconds
1 minute 41 seconds (after extra end)
Time-out: end 10 - SWE stone 4

Note:
Team position and functions are attached to each team member's name as follows:
4 = Fourth, **3** = Third, **2** = Second, **1** = Lead, **A** = Alternate, **S** = Skip, **V** = Vice-Skip

Legend:
⌚ Clockwise ⌚ Counter-clockwise LSFE(*) Last Stone First End





Game Results

Sheet	Game	Team	LSFE	1	2	3	4	5	6	7	8	9	10	Extra Ends	Total
E	4	SUI - Switzerland		0	0	0	1	1	0	1	0	2	0		5
	4	GBR - United Kingdom	*	0	0	1	0	0	2	0	1	0	2		6

SUI - Switzerland	
4 V	HUERLIMANN Briar
3 S	STERN Elena
2	STERN Anna
1	KOLLER Celine
A	ISELI Noelle

GBR - United Kingdom	
4 S	AITKEN Gina
3 V	KERR Rowena
2	HALLIDAY Rachael
1	HANNEN Rachel
A	WARD Angharad

Last Stone Draw	Distance
⌚ STERN A	78.2cm
⌚ HUERLIMANN B	12.1cm
Total	90.3cm

Last Stone Draw	Distance
⌚ HALLIDAY R	36.5cm
⌚ KERR R	31.9cm
Total	68.4cm

Time remaining: 0 minutes 33 seconds

Time-out: end 7 - SUI stone 6

Time remaining: 0 minutes 57 seconds

Time-out: end 9 - GBR stone 7

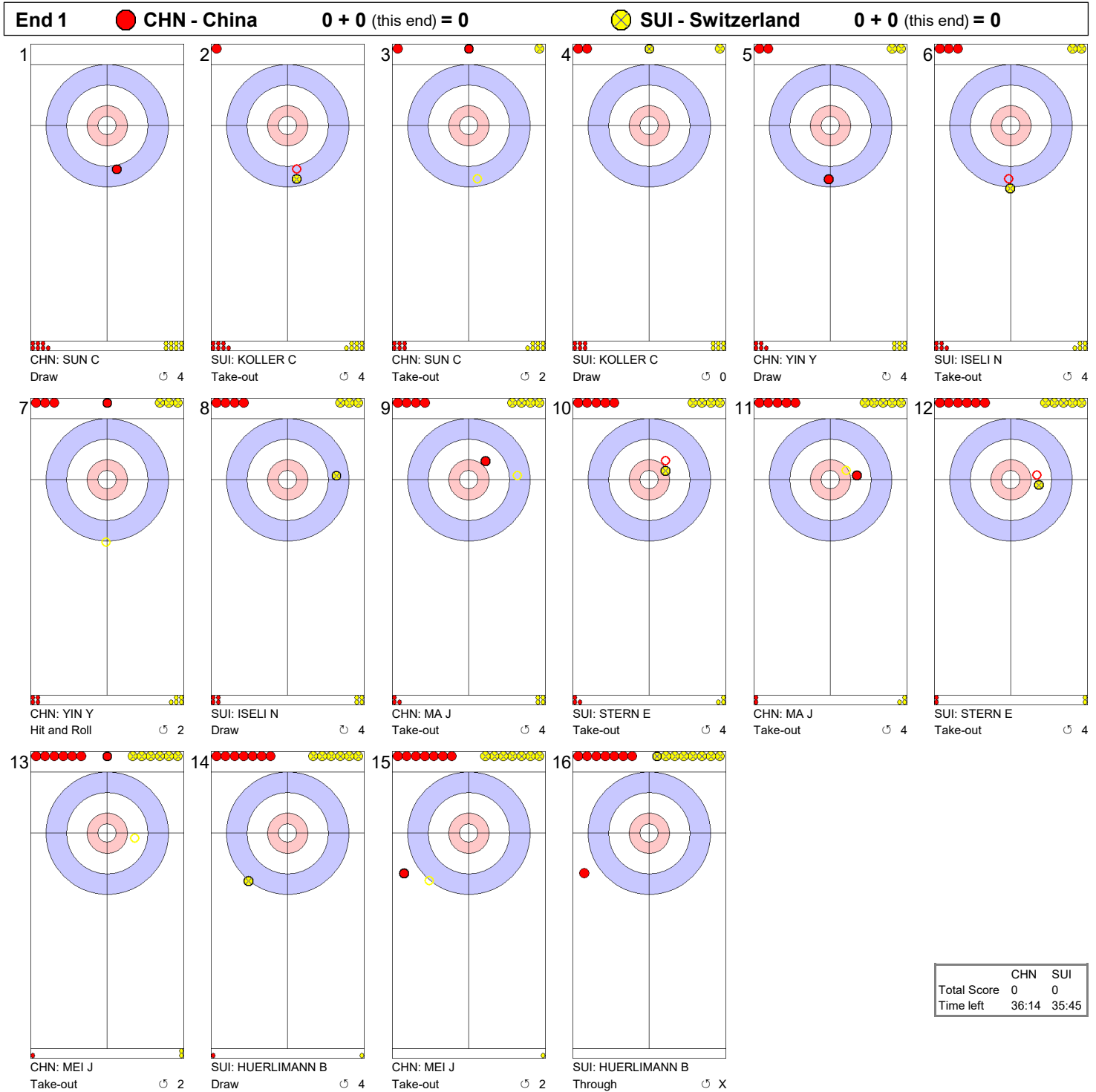
Note:
Team position and functions are attached to each team member's name as follows:
4 = Fourth, 3 = Third, 2 = Second, 1 = Lead, A = Alternate, S = Skip, V = Vice-Skip

Legend:
⌚ Clockwise ⌚ Counter-clockwise LSFE(*) Last Stone First End





Game - Shot by Shot



	CHN	SUI
Total Score	0	0
Time left	36:14	35:45



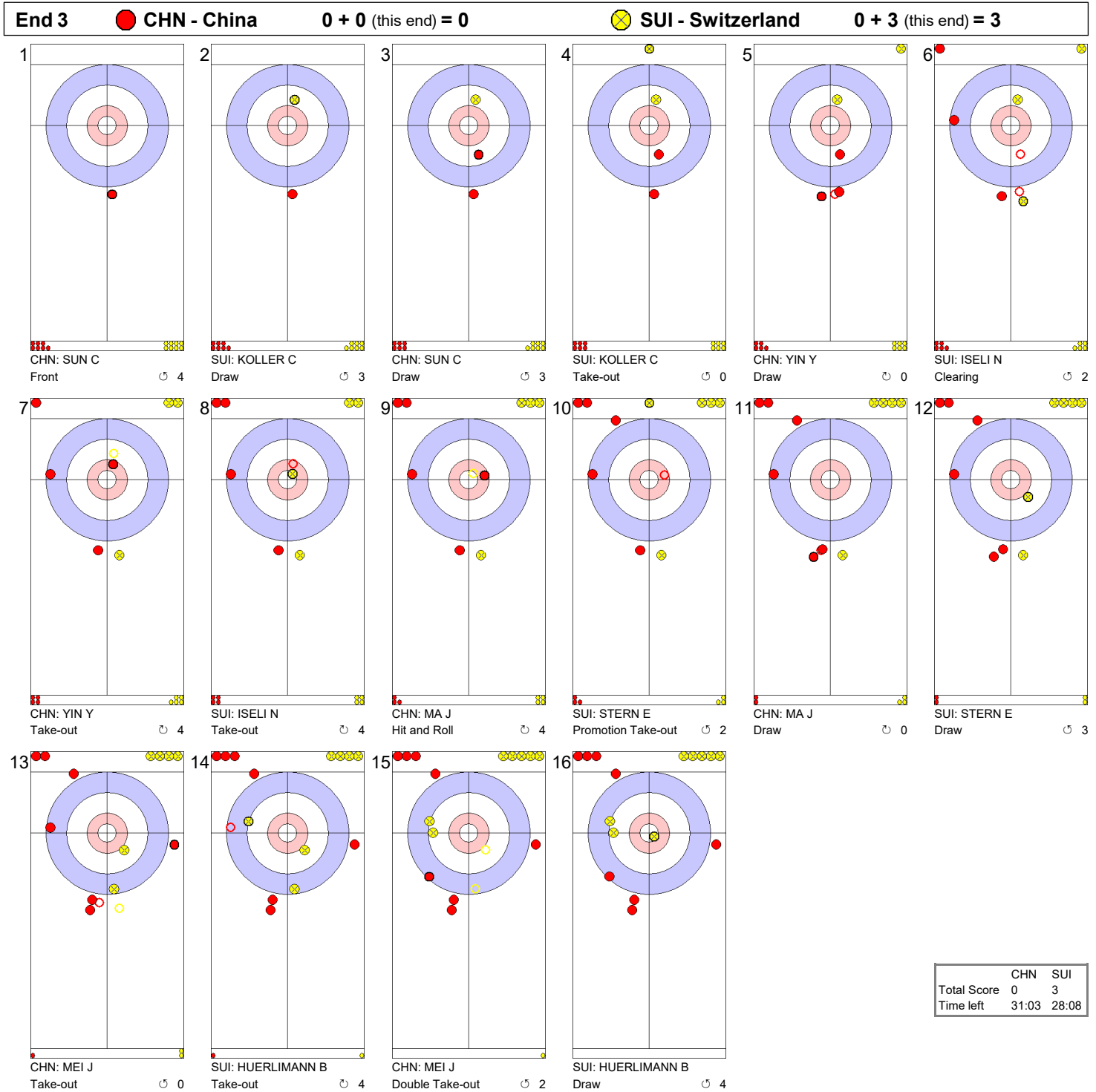


Game - Shot by Shot





Game - Shot by Shot



	CHN	SUI
Total Score	0	3
Time left	31:03	28:08





Game - Shot by Shot

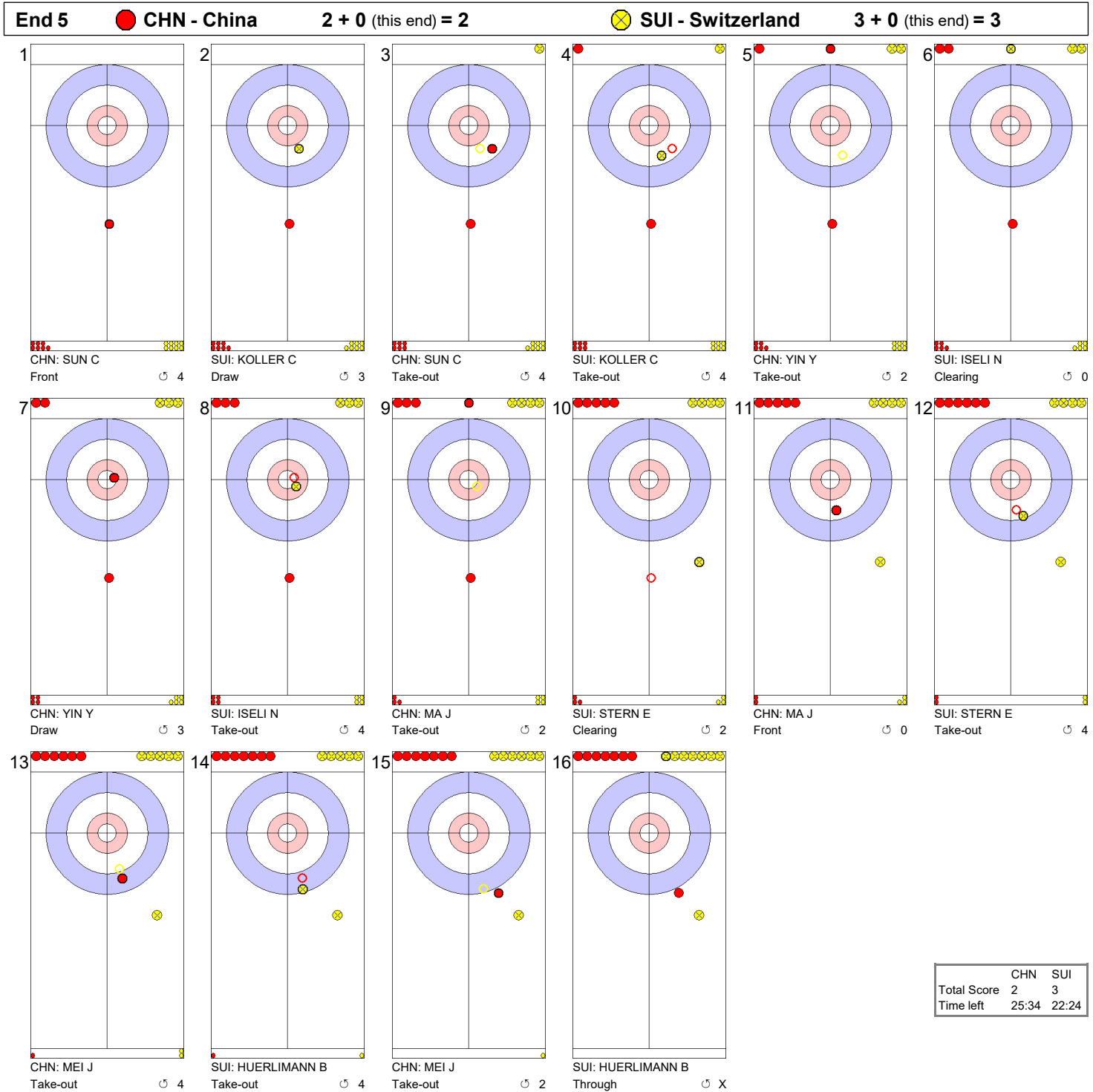


	CHN	SUI
Total Score	2	3
Time left	28:09	25:00





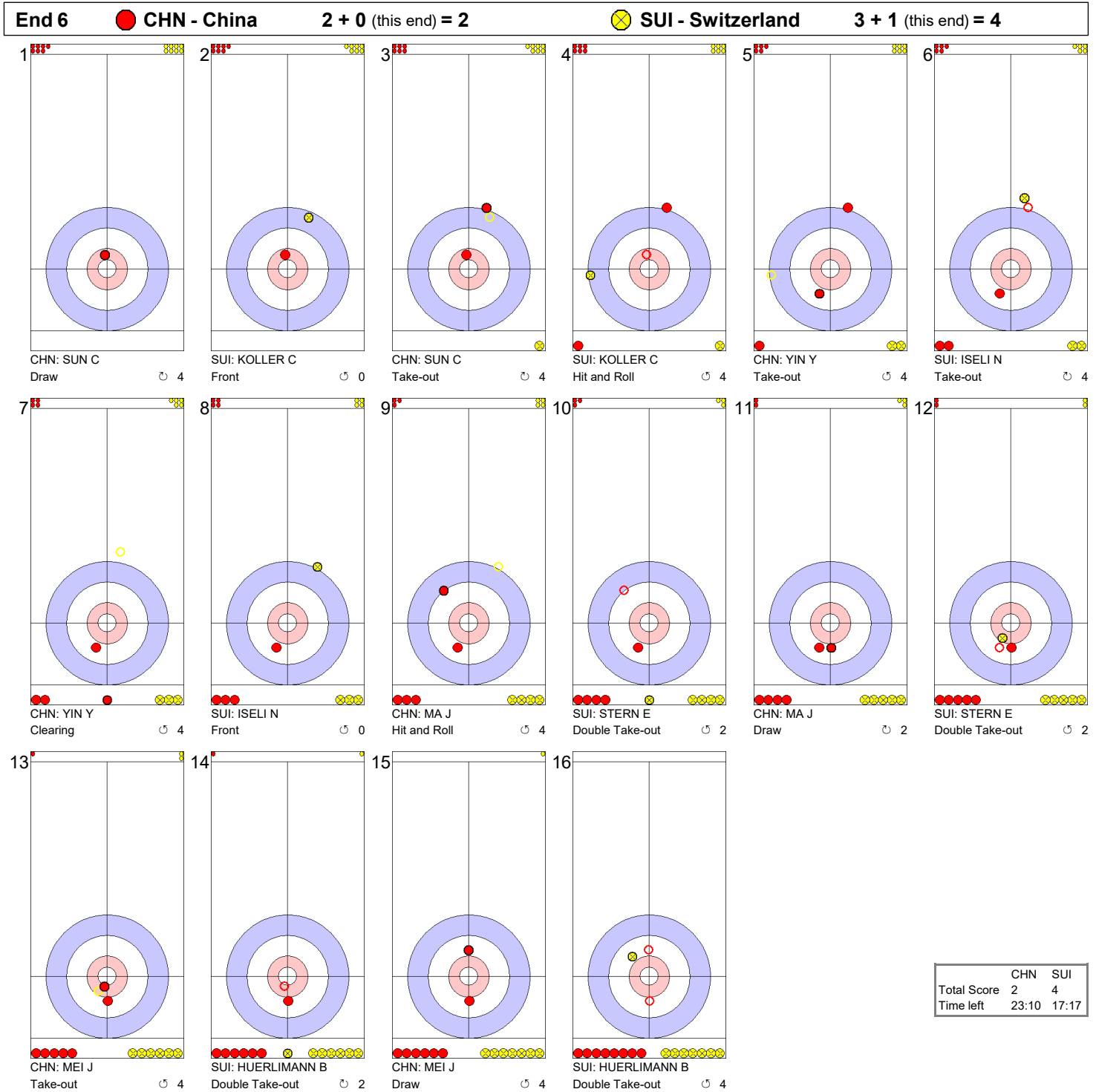
Game - Shot by Shot



	CHN	SUI
Total Score	2	3
Time left	25:34	22:24



Game - Shot by Shot



	CHN	SUI
Total Score	2	4
Time left	23:10	17:17





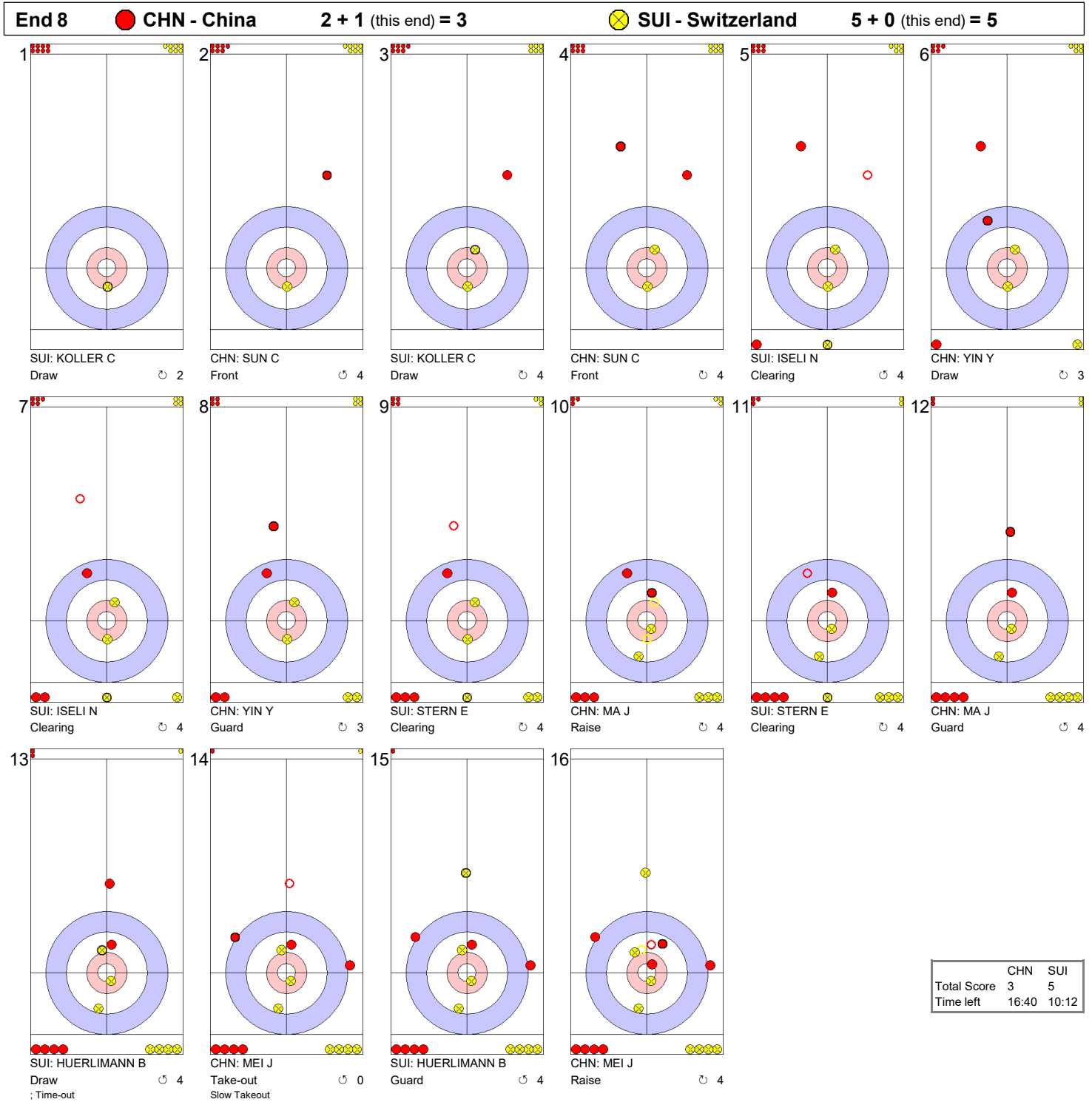
Game - Shot by Shot



	CHN	SUI
Total Score	2	5
Time left	20:28	13:49

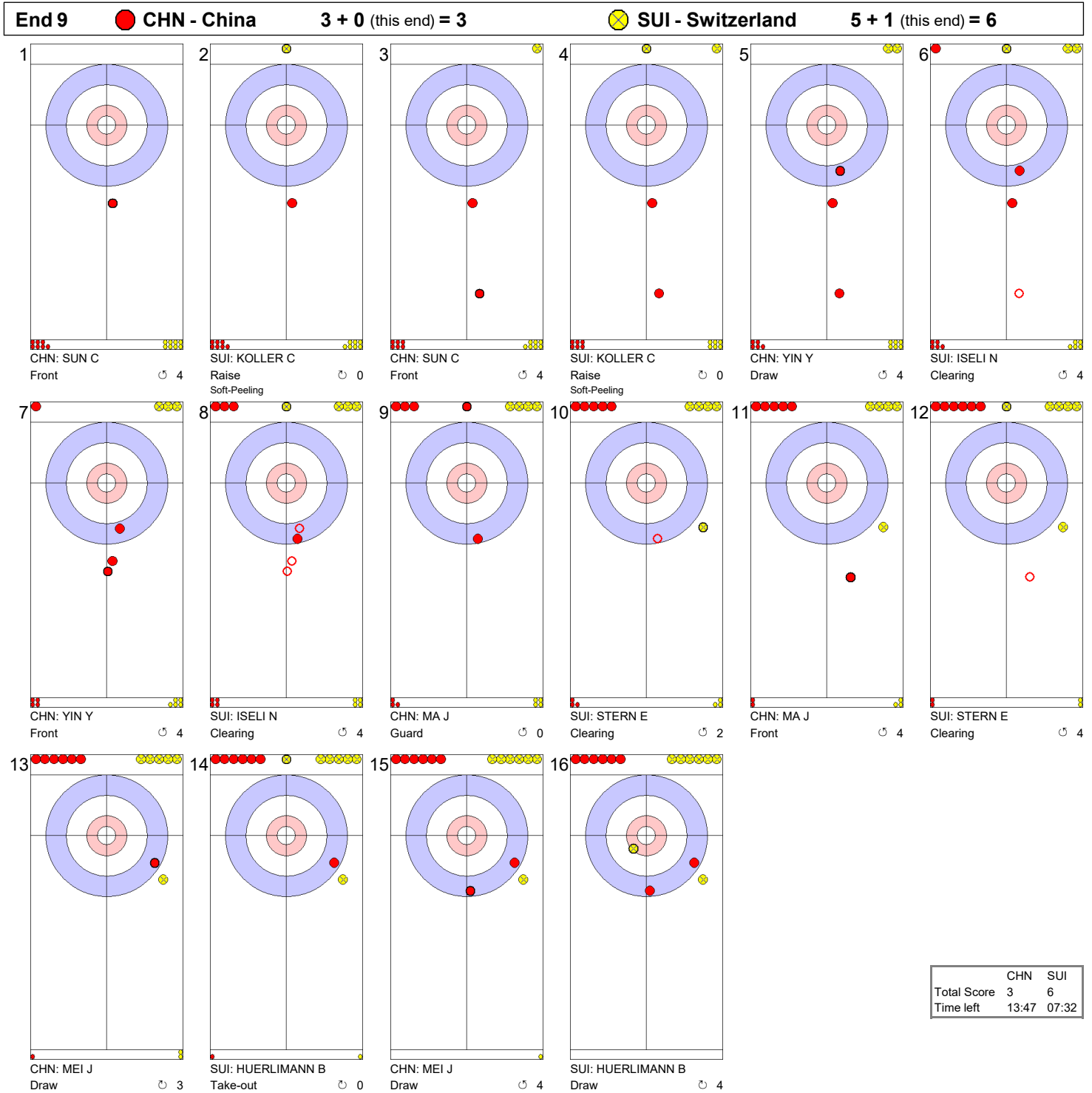


Game - Shot by Shot



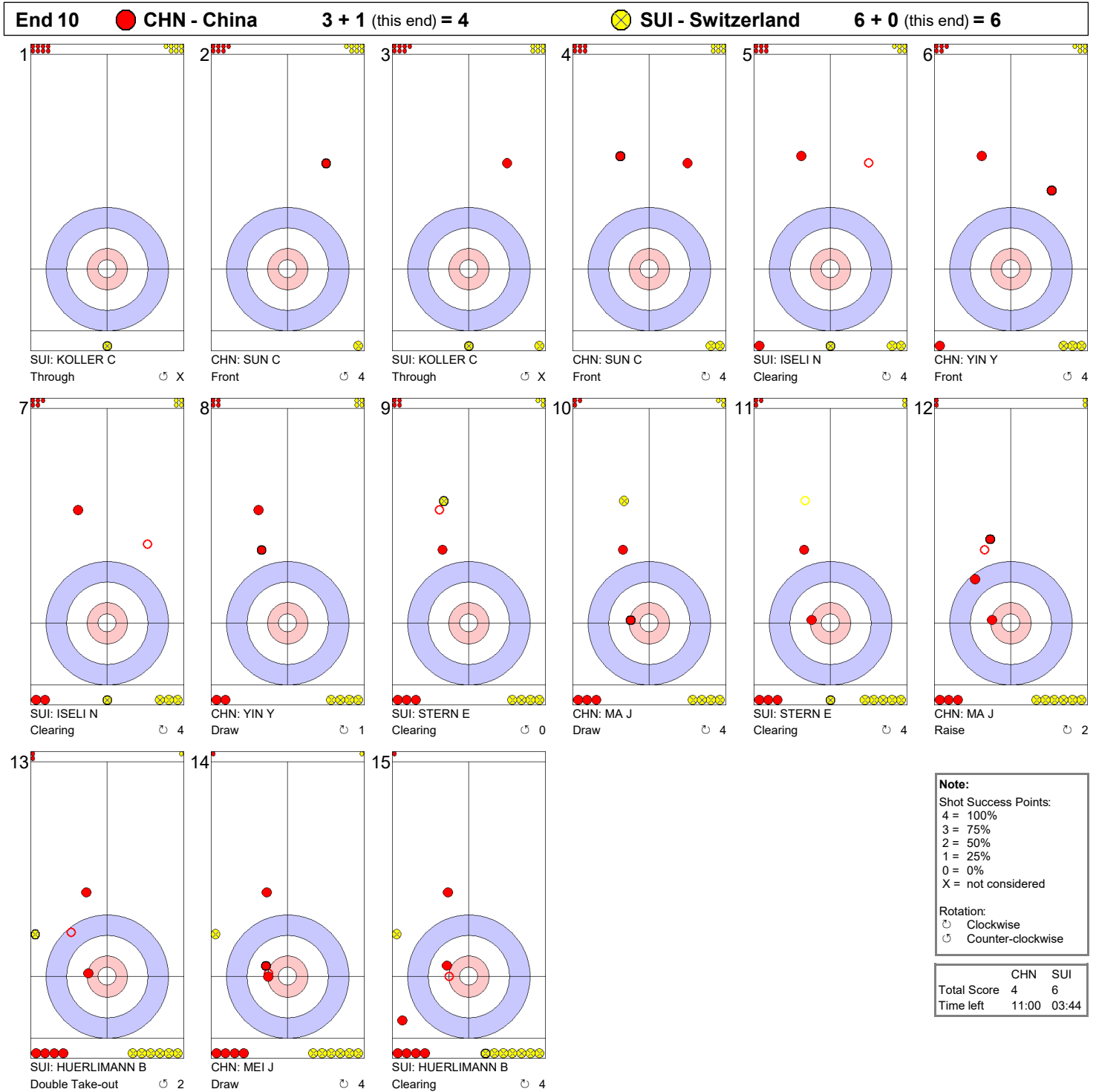


Game - Shot by Shot





Game - Shot by Shot





Game Results

Sheet	Game	Team	LSFE	1	2	3	4	5	6	7	8	9	10	Extra Ends	Total
B	5	CHN - People's Republic of China		0	0	0	2	0	0	0	1	0	1		4
	5	SUI - Switzerland	*	0	0	3	0	0	1	1	0	1	0		6

CHN - People's Republic of China		Shot Success Game
4 S	MEI Jie	71%
3 V	MA Jingyi	65%
2	YIN Yanxin	74%
1	SUN Chengyu	93%
A	CAO Ying	-
Team Total		76%

SUI - Switzerland		Shot Success Game
4 V	HUERLIMANN Briar	87%
3 S	STERN Elena	71%
2	ISELI Noelle	85%
1	KOLLER Celine	56%
A	STERN Anna	-
Team Total		75%

Last Stone Draw	Distance
☺ YIN Y	86.7cm
☹ MEI J	2.1cm
Total	88.8cm

Last Stone Draw	Distance
☺ KOLLER C	36.2cm
☹ STERN E	30.7cm
Total	66.9cm

Time remaining: 11 minutes 0 seconds

Time remaining: 3 minutes 44 seconds

Time-out: end 8 - SUI stone 7

Shot Success Analysis

CHN - People's Republic of China	Draws	Take-outs	Game
4 MEI Jie	☺ 4 88%	3 67%	7 79%
	☹ 4 100%	8 50%	12 67%
	Total 8 94%	11 55%	19 71%
3 MA Jingyi	☺ 6 50%	3 67%	9 56%
	☹ 6 58%	5 90%	11 73%
	Total 12 54%	8 81%	20 65%
2 YIN Yanxin	☺ 6 58%	1 100%	7 64%
	☹ 6 88%	7 71%	13 79%
	Total 12 73%	8 75%	20 74%
1 SUN Chengyu	☺ 3 100%	2 100%	5 100%
	☹ 12 92%	3 83%	15 90%
	Total 15 93%	5 90%	20 93%
A CAO Ying	☺ 0 -	0 -	0 -
	☹ 0 -	0 -	0 -
	Total 0 -	0 -	0 -
Team	☺ 19 68%	9 78%	28 71%
	☹ 28 85%	23 70%	51 78%
	Total 47 78%	32 72%	79 76%

SUI - Switzerland	Draws	Take-outs	Game
4 HUERLIMANN Briar	☺ 2 100%	5 70%	7 79%
	☹ 6 96%	4 88%	10 93%
	Total 8 97%	9 78%	17 87%
3 STERN Elena	☺ 1 75%	6 83%	7 82%
	☹ 1 75%	12 65%	13 65%
	Total 2 75%	18 71%	20 71%
2 ISELI Noelle	☺ 1 100%	5 100%	6 100%
	☹ 2 50%	12 83%	14 79%
	Total 3 67%	17 88%	20 85%
1 KOLLER Celine	☺ 6 46%	0 -	6 46%
	☹ 7 46%	5 80%	12 60%
	Total 13 46%	5 80%	18 56%
A STERN Anna	☺ 0 -	0 -	0 -
	☹ 0 -	0 -	0 -
	Total 0 -	0 -	0 -
Team	☺ 10 65%	16 84%	26 77%
	☹ 16 67%	33 77%	49 73%
	Total 26 66%	49 79%	75 75%

Note:

Team position and functions are attached to each team member's name as follows:
4 = Fourth, **3** = Third, **2** = Second, **1** = Lead, **A** = Alternate, **S** = Skip, **V** = Vice-Skip

Legend:

☺ Clockwise

☹ Counter-clockwise

LSFE(*) Last Stone First End



Game Results

Sheet	Game	Team	LSFE	1	2	3	4	5	6	7	8	9	10	Extra Ends	Total
C	5	SWE - Sweden	*	0	1	0	0	2	0	0	0	1	2		6
	5	KOR - Republic of Korea		0	0	2	1	0	0	0	2	0	0		5

SWE - Sweden	
4 S	WRANAA Isabella
3	WAHLIN Jennie
2 V	WINQVIST DE VAL Almida
1	SJOEBERG Fanny
A	-

KOR - Republic of Korea	
4 S	KIM Eunjung
3 V	KIM Kyeongae
2	KIM Seonyeong
1	KIM Yeongmi
A	-

Last Stone Draw	Distance
☺ WRANAA I	37.7cm
☹ WINQVIST DE VAL A	28.7cm
Total	66.4cm

Last Stone Draw	Distance
☺ KIM E	101.3cm
☹ KIM K	146.2cm
Total	247.5cm

Time remaining: 8 minutes 18 seconds
Time-out: end 10 - SWE stone 6

Time remaining: 3 minutes 43 seconds
Time-out: end 9 - KOR stone 4

Note:
Team position and functions are attached to each team member's name as follows:
4 = Fourth, 3 = Third, 2 = Second, 1 = Lead, A = Alternate, S = Skip, V = Vice-Skip

Legend:
☺ Clockwise ☹ Counter-clockwise LSFE(*) Last Stone First End





Game Results

Sheet	Game	Team	LSFE	1	2	3	4	5	6	7	8	9	10	Extra Ends	Total
D	5	GBR - United Kingdom	*	1	0	1	0	2	0	2	0	3	X		9
	5	CAN - Canada		0	1	0	1	0	1	0	2	0	X		5

GBR - United Kingdom

4 S	AITKEN Gina
3 V	KERR Rowena
2	HALLIDAY Rachael
1	HANNEN Rachel
A	WARD Angharad

CAN - Canada

4 S	ROCQUE Kelsey
3 V	SCHMIEMANN Danielle
2	McDONALD Taylor
1	THEROUX Taylore
A	-

Last Stone Draw

	Distance
⌚ AITKEN G	46.8cm
⌚ HANNEN R	96.2cm
Total	143.0cm

Last Stone Draw

	Distance
⌚ ROCQUE K	146.9cm
⌚ McDONALD T	27.8cm
Total	174.7cm

Time remaining: 6 minutes 56 seconds

Time remaining: 6 minutes 55 seconds

Time-out: end 7 - CAN stone 8

Note:
 Team position and functions are attached to each team member's name as follows:
 4 = Fourth, 3 = Third, 2 = Second, 1 = Lead, A = Alternate, S = Skip, V = Vice-Skip

Legend:
 ⌚ Clockwise ⌚ Counter-clockwise LSFE(*) Last Stone First End
 X Unplayed/unfinished end due to concession





Game Results

Sheet	Game	Team	LSFE	1	2	3	4	5	6	7	8	9	10	Extra Ends	Total
E	5	NOR - Norway	*	0	0	0	1	0	1	0	0	X	X		2
	5	GER - Germany		1	2	1	0	3	0	2	1	X	X		10

NOR - Norway	
4 S	TRULSEN Pia
3	SKAGA Ingvild
2 V	FORBREGD Mari
1	HAALIEN Stine
A	-

GER - Germany	
4 S	BEER Maike
3	BEER Claudia
2 V	ABBES Emira
1	MUSKATEWITZ Nicole
A	-

Last Stone Draw	Distance
⌚ FORBREGD M	30.8cm
⌚ SKAGA I	17.0cm
Total	47.8cm

Last Stone Draw	Distance
⌚ BEER M	199.6cm
⌚ MUSKATEWITZ N	29.2cm
Total	228.8cm

Time remaining: 16 minutes 4 seconds

Time remaining: 13 minutes 10 seconds

Time-out: end 5 - GER stone 6

Note:
Team position and functions are attached to each team member's name as follows:
4 = Fourth, 3 = Third, 2 = Second, 1 = Lead, A = Alternate, S = Skip, V = Vice-Skip

Legend:
 ⌚ Clockwise ⌚ Counter-clockwise LSFE(*) Last Stone First End
 X Unplayed/unfinished end due to concession





Game Results

Sheet	Game	Team	LSFE	1	2	3	4	5	6	7	8	9	10	Extra Ends	Total
A	6	CHN - People's Republic of China	*	0	0	1	0	0	2	0	3	0	1		7
	6	GER - Germany		0	1	0	3	1	0	1	0	0	0		6

CHN - People's Republic of China	
4 S	MEI Jie
3 V	MA Jingyi
2	YIN Yanxin
1	SUN Chengyu
A	CAO Ying

GER - Germany	
4 S	BEER Maike
3	BEER Claudia
2 V	ABBES Emira
1	MUSKATEWITZ Nicole
A	-

Last Stone Draw		Distance
☺	SUN C	161.4cm
☹	MA J	95.7cm
Total		257.1cm

Last Stone Draw		Distance
☺	ABBES E	124.6cm
☹	BEER C	193.8cm
Total		318.4cm

Time remaining: 8 minutes 48 seconds
Time-out: end 10 - CHN stone 7

Time remaining: 0 minutes 18 seconds
Time-out: end 7 - GER stone 6

Note:
Team position and functions are attached to each team member's name as follows:
4 = Fourth, 3 = Third, 2 = Second, 1 = Lead, A = Alternate, S = Skip, V = Vice-Skip

Legend:
☺ Clockwise ☹ Counter-clockwise LSFE(*) Last Stone First End





Game Results

Sheet	Game	Team	LSFE	1	2	3	4	5	6	7	8	9	10	Extra Ends	Total
B	6	RUS - Russian Federation		0	0	3	0	0	0	2	1	0	0		6
	6	SWE - Sweden	*	0	1	0	1	1	0	0	0	1	1		5

RUS - Russian Federation

4 S MOISEEVA Victoria
 3 V VASILEVA Uliana
 2 ARSENKINA Galina
 1 PORTUNOVA Julia
 A DUYUNOVA Maria

SWE - Sweden

4 S WRANAA Isabella
 3 WAHLIN Jennie
 2 V WINQVIST DE VAL Almida
 1 SJOEBERG Fanny
 A -

Last Stone Draw

⌚ VASILEVA U
 ⌚ ARSENKINA G

Distance

77.8cm
 40.2cm

Total

118.0cm

Time remaining: 2 minutes 38 seconds

Time-out: end 10 - RUS stone 4

Last Stone Draw

⌚ SJOEBERG F
 ⌚ WAHLIN J

Distance

78.4cm
 31.9cm

Total

110.3cm

Time remaining: 4 minutes 21 seconds

Note:

Team position and functions are attached to each team member's name as follows:
 4 = Fourth, 3 = Third, 2 = Second, 1 = Lead, A = Alternate, S = Skip, V = Vice-Skip

Legend:

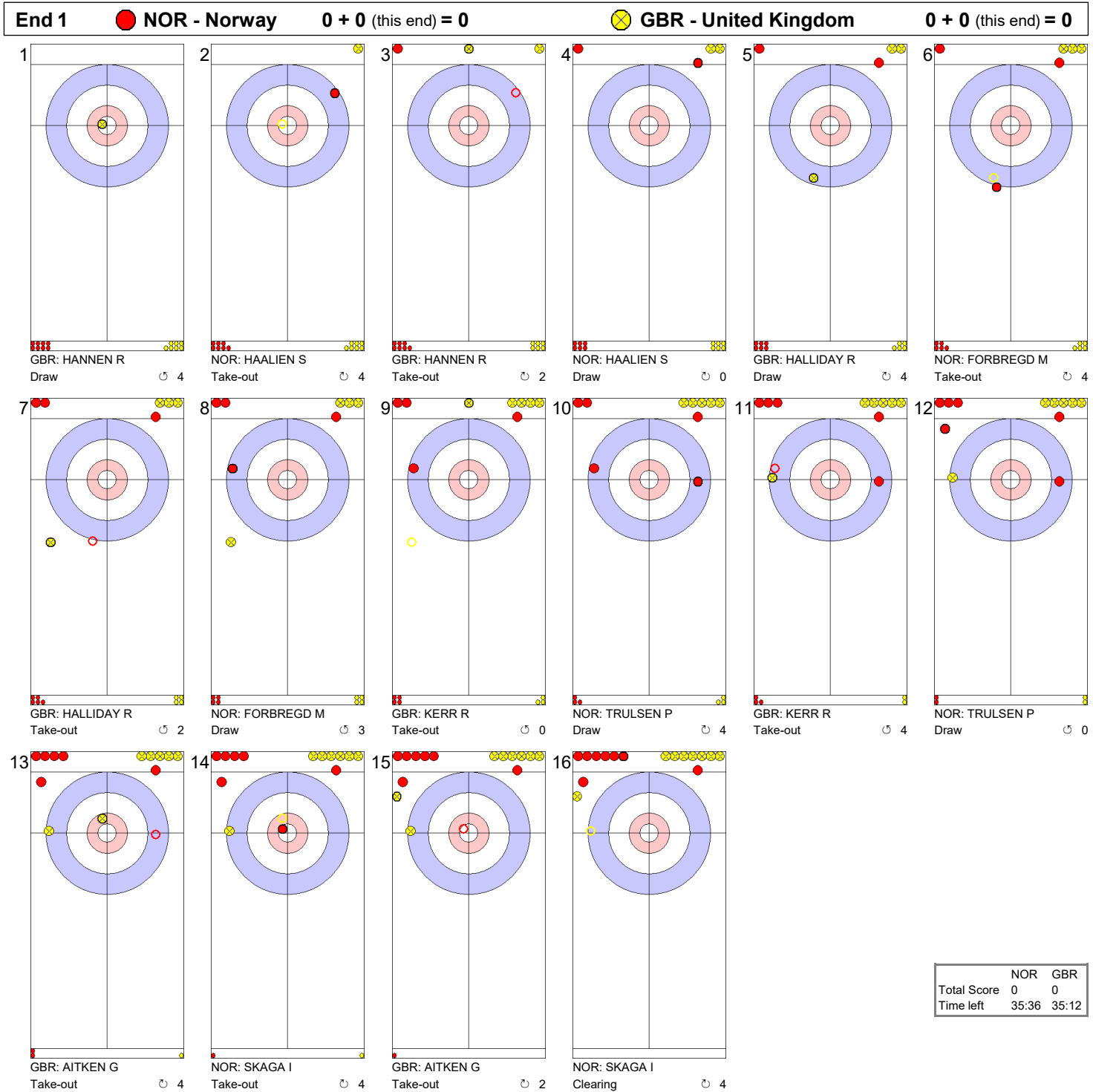
⌚ Clockwise

⌚ Counter-clockwise

LSFE(*) Last Stone First End

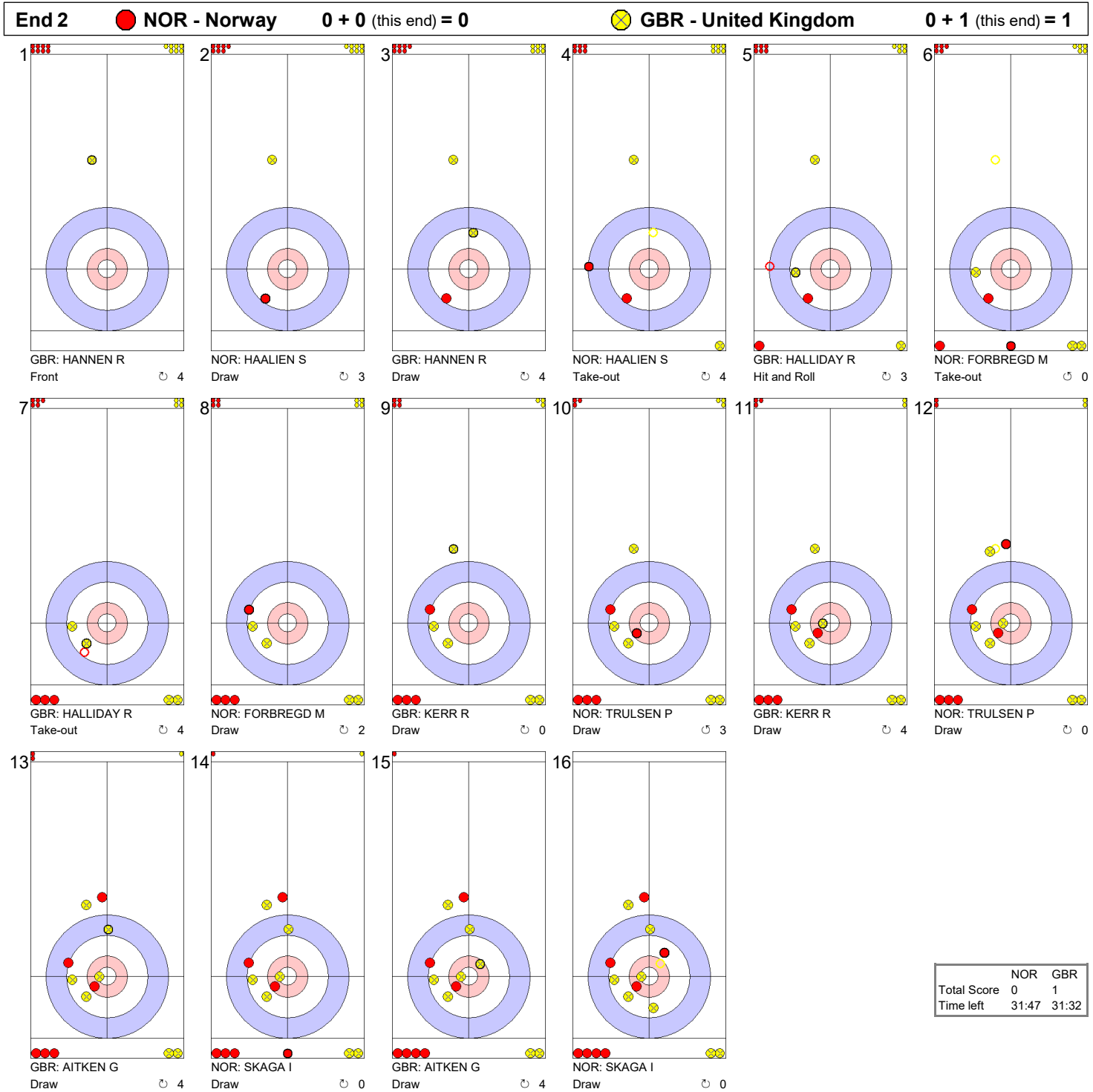


Game - Shot by Shot



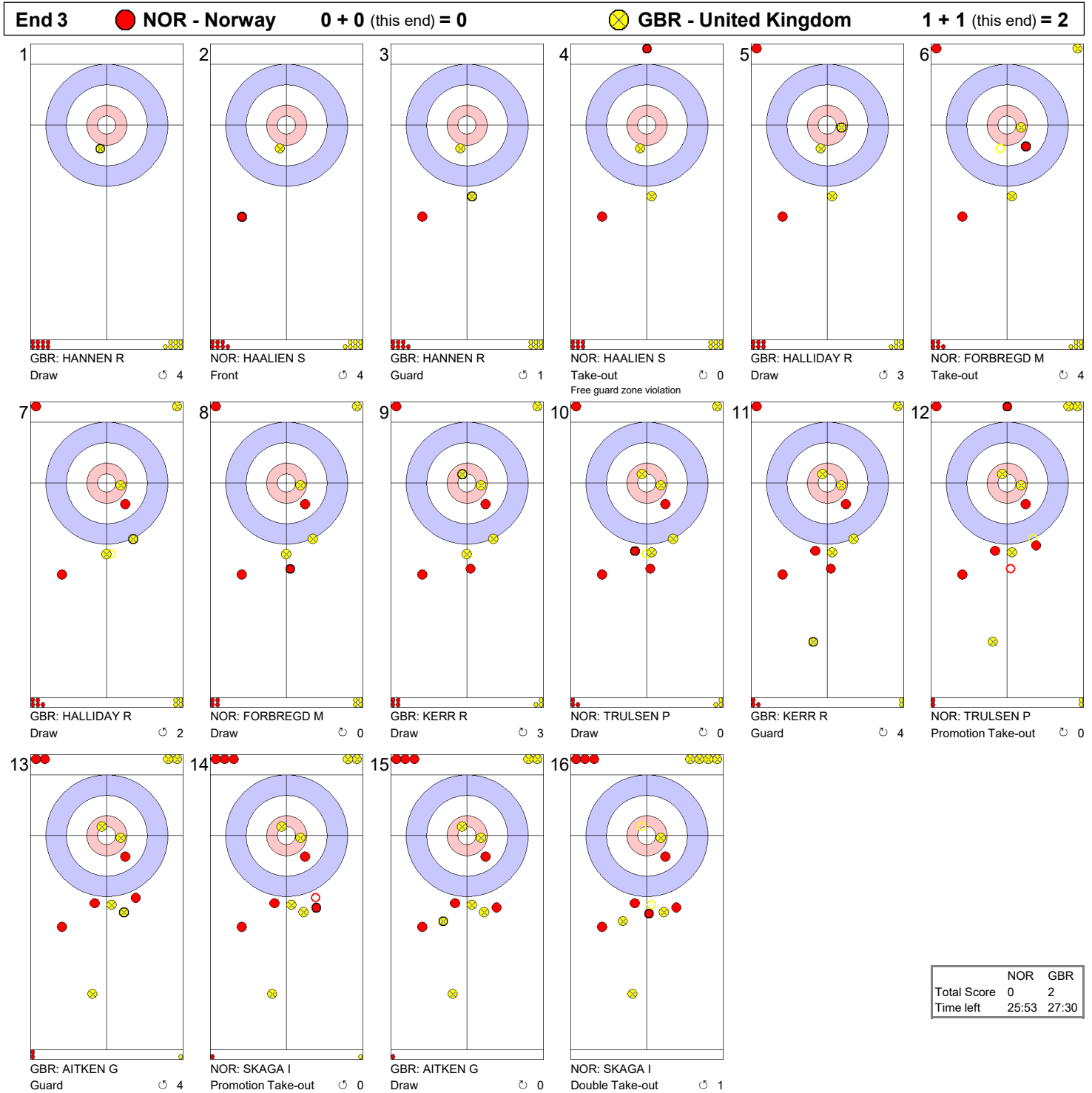


Game - Shot by Shot





Game - Shot by Shot



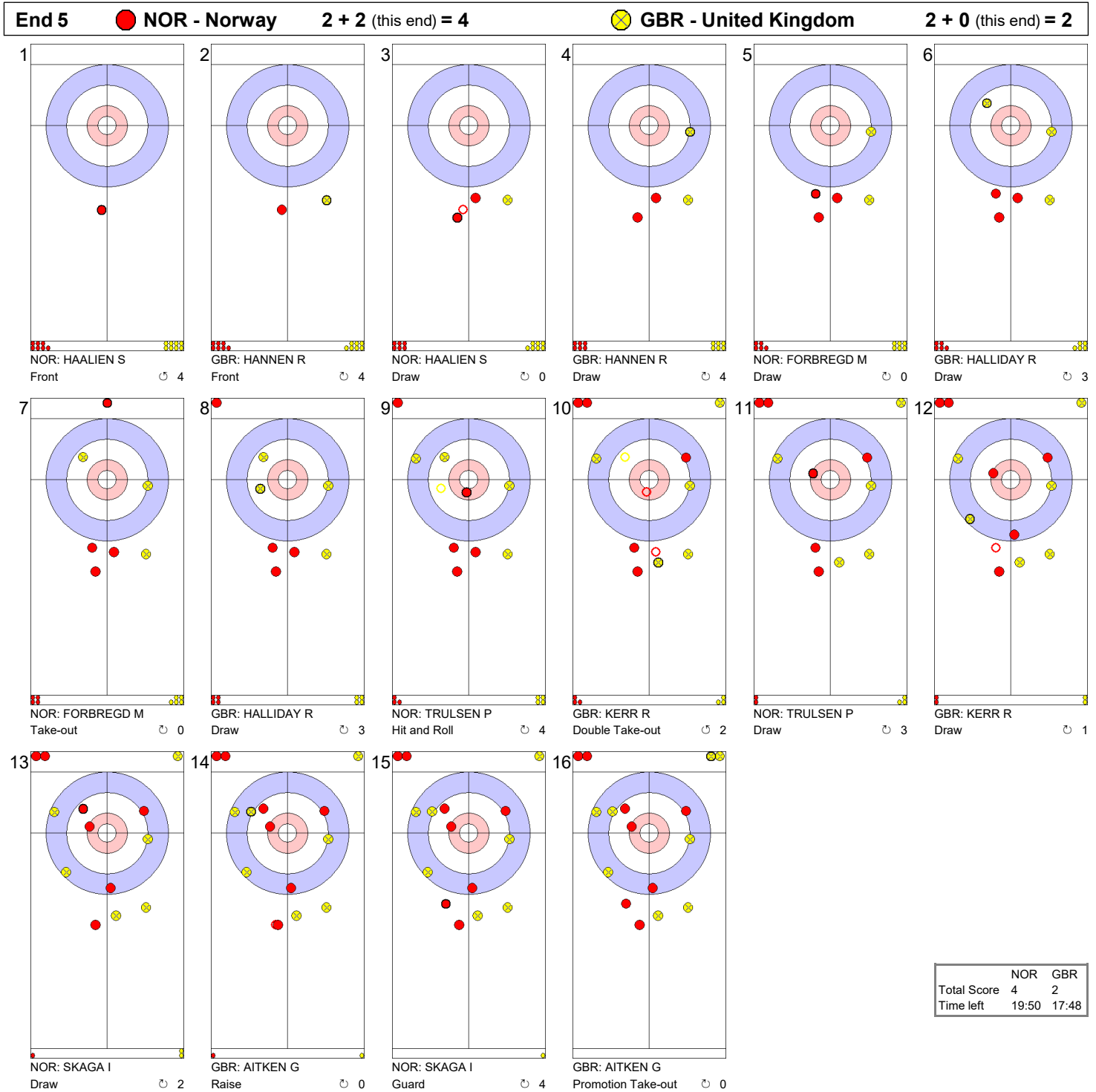


Game - Shot by Shot



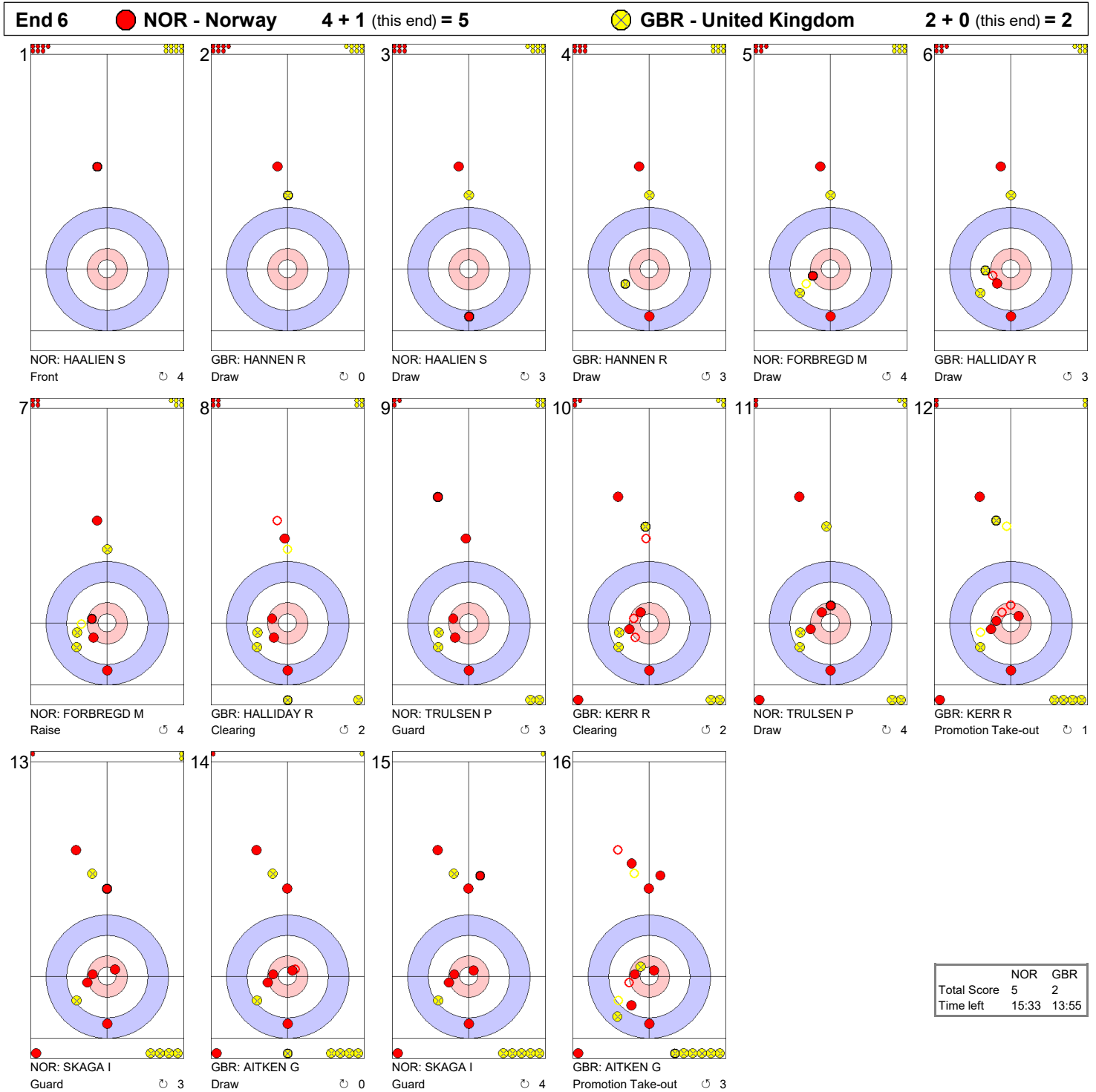


Game - Shot by Shot



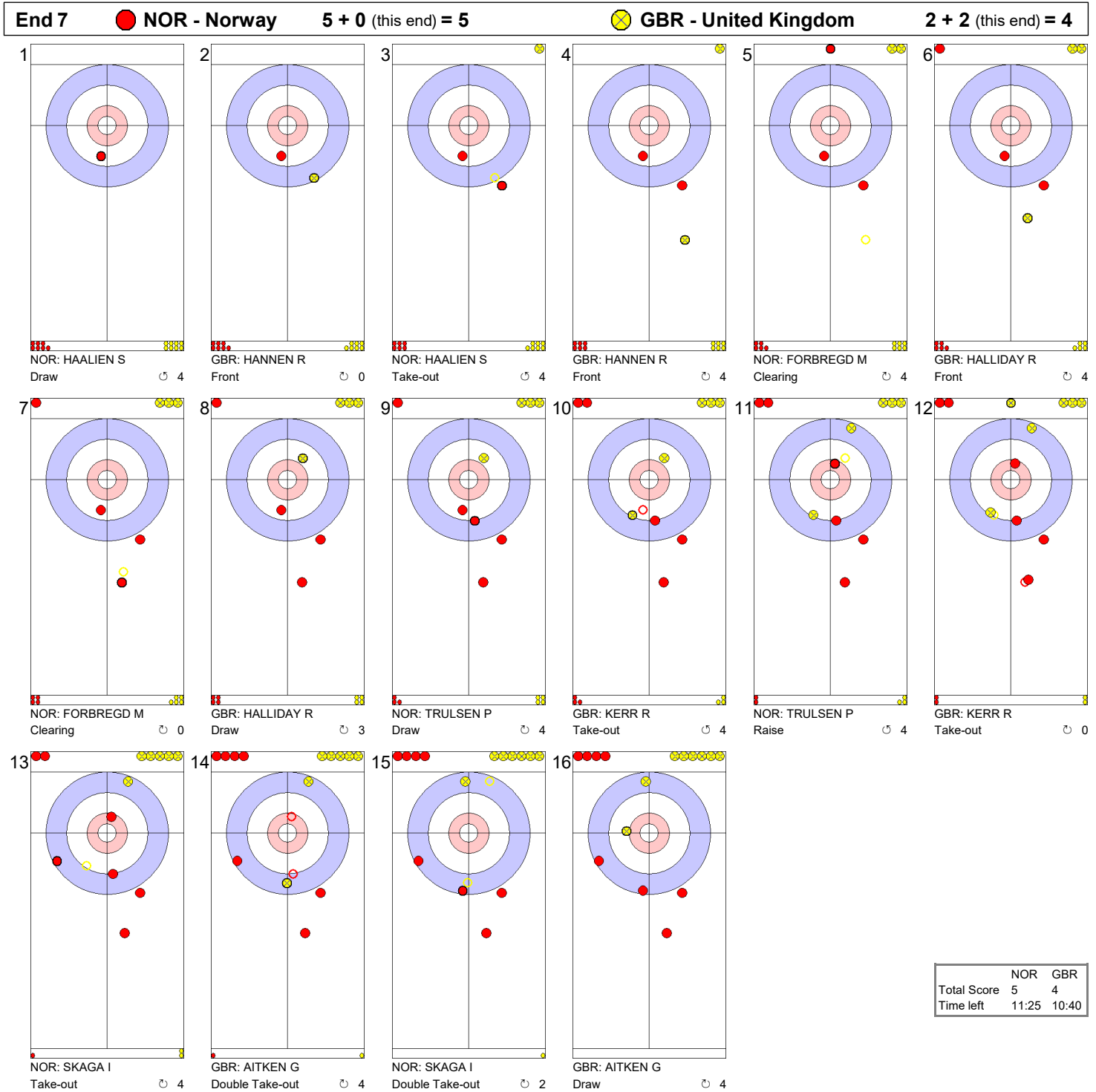


Game - Shot by Shot



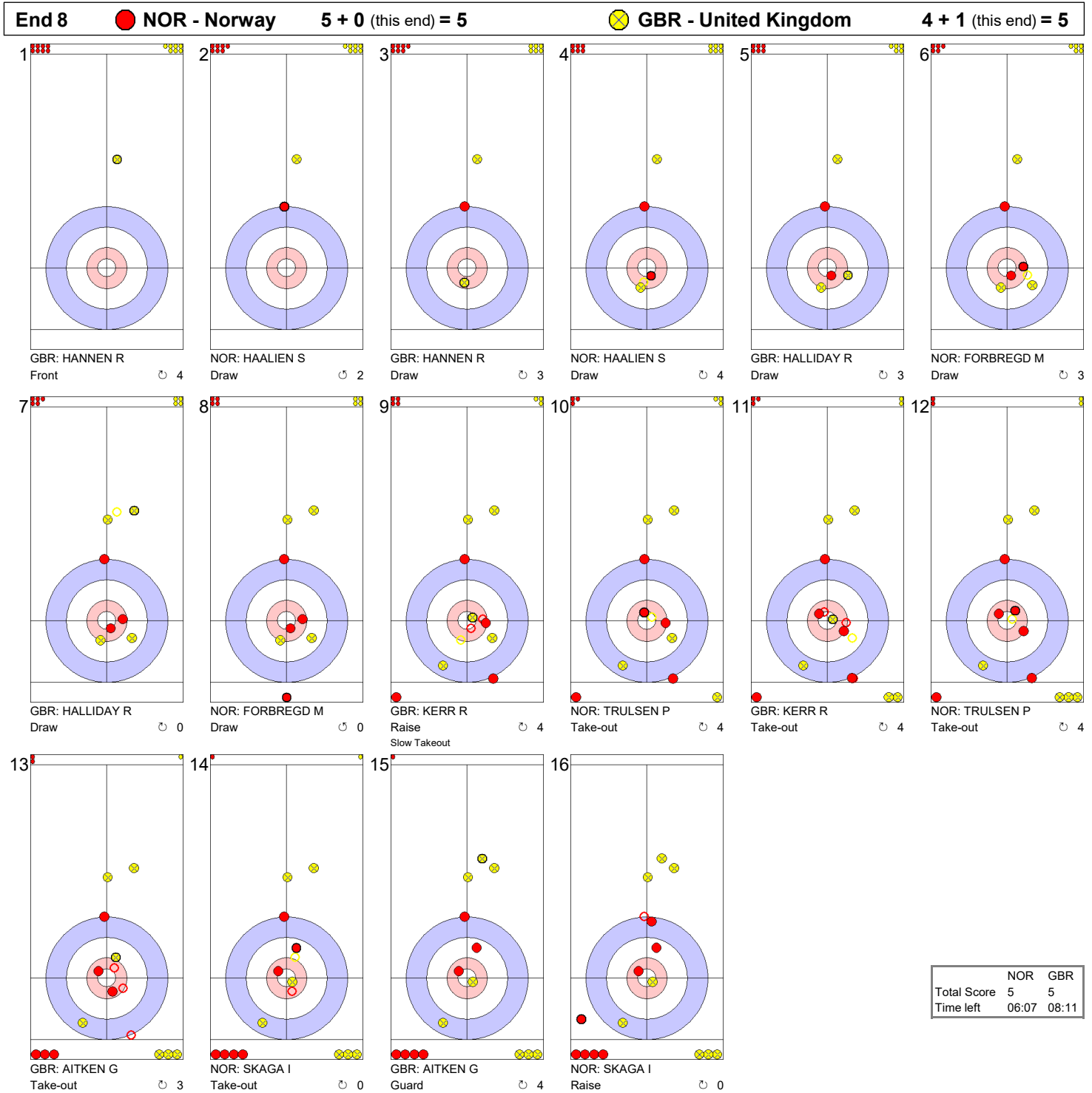


Game - Shot by Shot



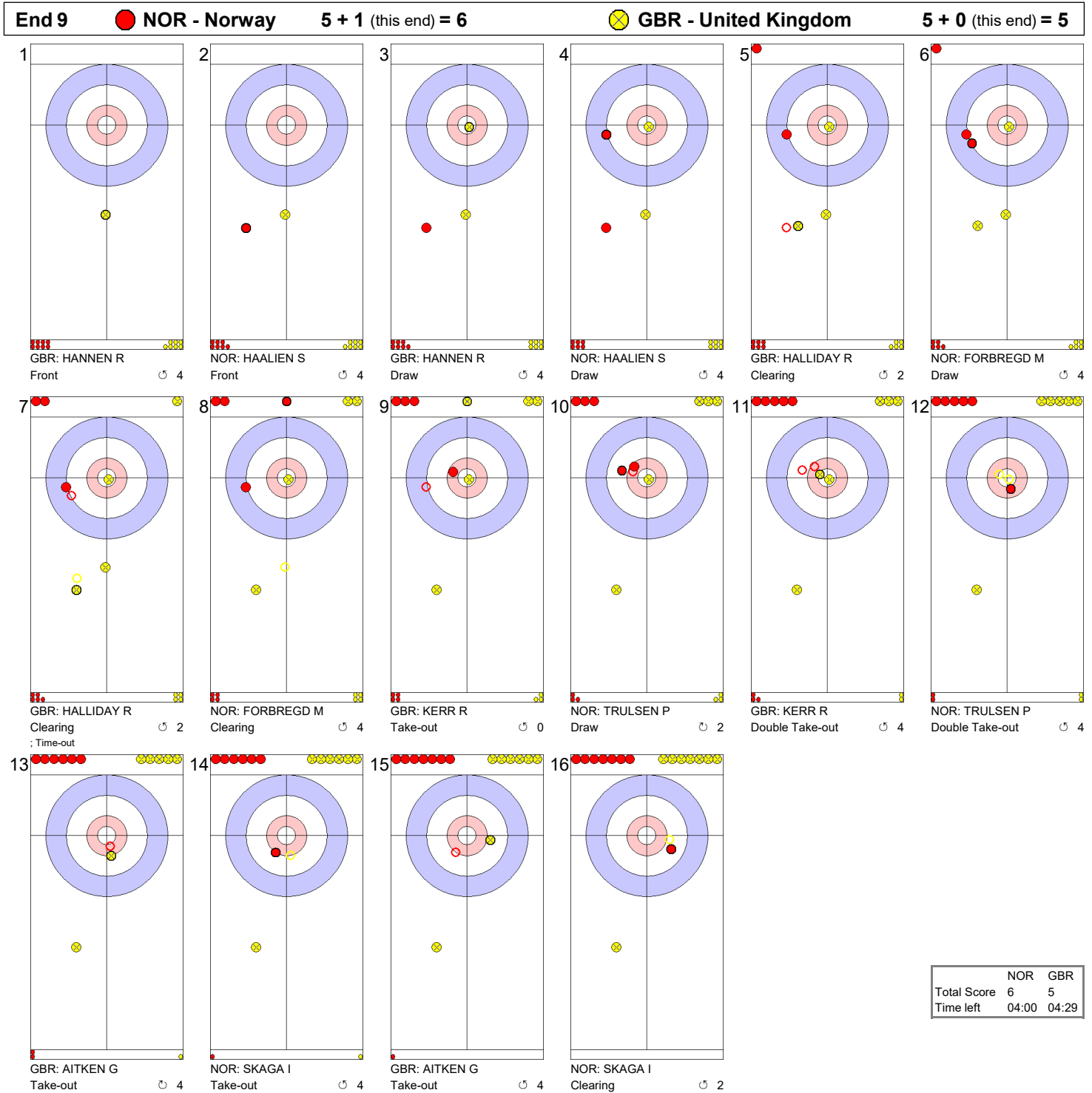


Game - Shot by Shot





Game - Shot by Shot





Game - Shot by Shot





Game Results

Sheet	Game	Team	LSFE	1	2	3	4	5	6	7	8	9	10	Extra Ends	Total
C	6	NOR - Norway	*	0	0	0	2	2	1	0	0	1	0		6
	6	GBR - United Kingdom		0	1	1	0	0	0	2	1	0	2		7

NOR - Norway		Shot Success Game
4	SKAGA Ingvild	59%
3 S	TRULSEN Pia	70%
2 V	FORBREGD Mari	59%
1	HAALIEN Stine	78%
A	-	-
Team Total		66%

GBR - United Kingdom		Shot Success Game
4 S	AITKEN Gina	74%
3 V	KERR Rowena	56%
2	HALLIDAY Rachael	61%
1	HANNEN Rachel	81%
A	WARD Angharad	-
Team Total		68%

Last Stone Draw	Distance
⌚ SKAGA I	18.5cm
⌚ FORBREGD M	85.7cm
Total	104.2cm

Last Stone Draw	Distance
⌚ KERR R	38.8cm
⌚ HALLIDAY R	143.1cm
Total	181.9cm

Time remaining: 1 minute 26 seconds

Time remaining: 1 minute 15 seconds

Time-out: end 9 - GBR stone 4

Shot Success Analysis

NOR - Norway	Draws	Take-outs	Game
4 SKAGA Ingvild	⌚ 9 50%	7 79%	16 63%
	⌚ 0 -	4 44%	4 44%
	Total 9 50%	11 66%	20 59%
3 TRULSEN Pia	⌚ 9 61%	4 75%	13 65%
	⌚ 6 75%	1 100%	7 79%
	Total 15 67%	5 80%	20 70%
2 FORBREGD Mari	⌚ 8 50%	5 60%	13 54%
	⌚ 5 75%	2 50%	7 68%
	Total 13 60%	7 57%	20 59%
1 HAALIEN Stine	⌚ 8 69%	4 63%	12 67%
	⌚ 7 93%	1 100%	8 94%
	Total 15 80%	5 70%	20 78%
A -	⌚ 0 -	0 -	0 -
	⌚ 0 -	0 -	0 -
	Total 0 -	0 -	0 -
Team	⌚ 34 57%	20 70%	54 62%
	⌚ 18 82%	8 59%	26 75%
	Total 52 66%	28 67%	80 66%

GBR - United Kingdom	Draws	Take-outs	Game
4 AITKEN Gina	⌚ 9 64%	6 71%	15 67%
	⌚ 2 100%	3 92%	5 95%
	Total 11 70%	9 78%	20 74%
3 KERR Rowena	⌚ 7 57%	6 54%	13 56%
	⌚ 0 -	7 57%	7 57%
	Total 7 57%	13 56%	20 56%
2 HALLIDAY Rachael	⌚ 7 71%	4 44%	11 61%
	⌚ 3 67%	6 58%	9 61%
	Total 10 70%	10 53%	20 61%
1 HANNEN Rachel	⌚ 12 81%	1 50%	13 79%
	⌚ 7 86%	0 -	7 86%
	Total 19 83%	1 50%	20 81%
A WARD Angharad	⌚ 0 -	0 -	0 -
	⌚ 0 -	0 -	0 -
	Total 0 -	0 -	0 -
Team	⌚ 35 70%	17 57%	52 66%
	⌚ 12 83%	16 64%	28 72%
	Total 47 73%	33 61%	80 68%

Note:

Team position and functions are attached to each team member's name as follows:
4 = Fourth, **3** = Third, **2** = Second, **1** = Lead, **A** = Alternate, **S** = Skip, **V** = Vice-Skip

Legend:

⌚ Clockwise

⌚ Counter-clockwise

LSFE(*) Last Stone First End



Game Results

Sheet	Game	Team	LSFE	1	2	3	4	5	6	7	8	9	10	Extra Ends	Total
D	6	KOR - Republic of Korea	*	7	0	4	0	2	1	X	X	X	X		14
	6	KAZ - Kazakhstan		0	1	0	1	0	0	X	X	X	X		2

KOR - Republic of Korea	
4 S	KIM Eunjung
3 V	KIM Kyeongae
2	KIM Seonyeong
1	KIM Yeongmi
A	-

KAZ - Kazakhstan	
4 S	YUNICHEVA Ramina
3 V	SURGAY Anastassiya
2	BAKANOVA Kamila
1	ALLIYAROVA Sitora
A	KAKHAROVA Zarina

Last Stone Draw	Distance
☺ KIM S	48.0cm
☹ KIM Y	53.3cm
Total	101.3cm

Last Stone Draw	Distance
☺ SURGAY A	199.6cm
☹ YUNICHEVA R	168.2cm
Total	367.8cm

Time remaining: 19 minutes 25 seconds

Time remaining: 14 minutes 37 seconds

Note:
Team position and functions are attached to each team member's name as follows:
4 = Fourth, 3 = Third, 2 = Second, 1 = Lead, A = Alternate, S = Skip, V = Vice-Skip

Legend:
☺ Clockwise ☹ Counter-clockwise LSFE(*) Last Stone First End
X Unplayed/unfinished end due to concession





Game Results

Sheet	Game	Team	LSFE	1	2	3	4	5	6	7	8	9	10	Extra Ends	Total
E	6	CAN - Canada	*	0	1	0	2	1	0	0	1	0	0	1	6
	6	SUI - Switzerland		0	0	0	0	0	0	2	0	2	1	0	5

CAN - Canada	
4 S	ROCQUE Kelsey
3 V	SCHMIEMANN Danielle
2	McDONALD Taylor
1	THEROUX Taylore
A	-

SUI - Switzerland	
4 V	HUERLIMANN Briar
3 S	STERN Elena
2	STERN Anna
1	KOLLER Celine
A	ISELI Noelle

Last Stone Draw	Distance
⌚ THEROUX T	32.3cm
⌚ SCHMIEMANN D	65.0cm
Total	97.3cm

Last Stone Draw	Distance
⌚ HUERLIMANN B	46.1cm
⌚ STERN A	134.8cm
Total	180.9cm

Time remaining: 4 minutes 16 seconds
1 minute 46 seconds (after extra end)

Time remaining: 2 minutes 13 seconds
0 minutes 44 seconds (after extra end)

Time-out: end 10 - CAN stone 4

Time-out: end 7 - SUI stone 6; end 11 - SUI stone 3

ISELI N replaced STERN A at the beginning of end 6

Note:
Team position and functions are attached to each team member's name as follows:
4 = Fourth, 3 = Third, 2 = Second, 1 = Lead, A = Alternate, S = Skip, V = Vice-Skip

Legend:
⌚ Clockwise ⌚ Counter-clockwise LSFE(*) Last Stone First End





Game Results

Sheet	Game	Team	LSFE	1	2	3	4	5	6	7	8	9	10	Extra Ends	Total
A	7	GBR - United Kingdom		0	1	0	2	0	1	0	3	0	2		9
	7	KOR - Republic of Korea	*	1	0	2	0	1	0	1	0	1	0		6

GBR - United Kingdom	
4 S	AITKEN Gina
3 V	KERR Rowena
2	HALLIDAY Rachael
1	HANNEN Rachel
A	WARD Angharad

KOR - Republic of Korea	
4 S	KIM Eunjung
3 V	KIM Kyeongae
2	KIM Seonyeong
1	KIM Yeongmi
A	-

Last Stone Draw		Distance
⌚	HANNEN R	84.7cm
⌚	AITKEN G	137.2cm
Total		221.9cm

Last Stone Draw		Distance
⌚	KIM K	61.0cm
⌚	KIM E	84.7cm
Total		145.7cm

Time remaining: 1 minute 54 seconds

Time remaining: 0 minutes 56 seconds

Note:
Team position and functions are attached to each team member's name as follows:
4 = Fourth, 3 = Third, 2 = Second, 1 = Lead, A = Alternate, S = Skip, V = Vice-Skip

Legend:
⌚ Clockwise ⌚ Counter-clockwise LSFE(*) Last Stone First End





Game Results

Sheet	Game	Team	LSFE	1	2	3	4	5	6	7	8	9	10	Extra Ends	Total
B	7	CAN - Canada	*	3	1	0	6	1	2	X	X	X	X		13
	7	KAZ - Kazakhstan		0	0	2	0	0	0	X	X	X	X		2

CAN - Canada	
4 S	ROCQUE Kelsey
3 V	SCHMIEMANN Danielle
2	McDONALD Taylor
1	THEROUX Taylore
A	-

KAZ - Kazakhstan	
4 S	YUNICHEVA Ramina
3 V	SURGAY Anastassiya
2	BAKANOVA Kamila
1	ALLIYAROVA Sitora
A	KAKHAROVA Zarina

Last Stone Draw	Distance
⌚ McDONALD T	90.6cm
⌚ ROCQUE K	8.9cm
Total	99.5cm

Last Stone Draw	Distance
⌚ ALLIYAROVA S	199.6cm
⌚ BAKANOVA K	51.5cm
Total	251.1cm

Time remaining: 20 minutes 55 seconds

Time remaining: 15 minutes 40 seconds

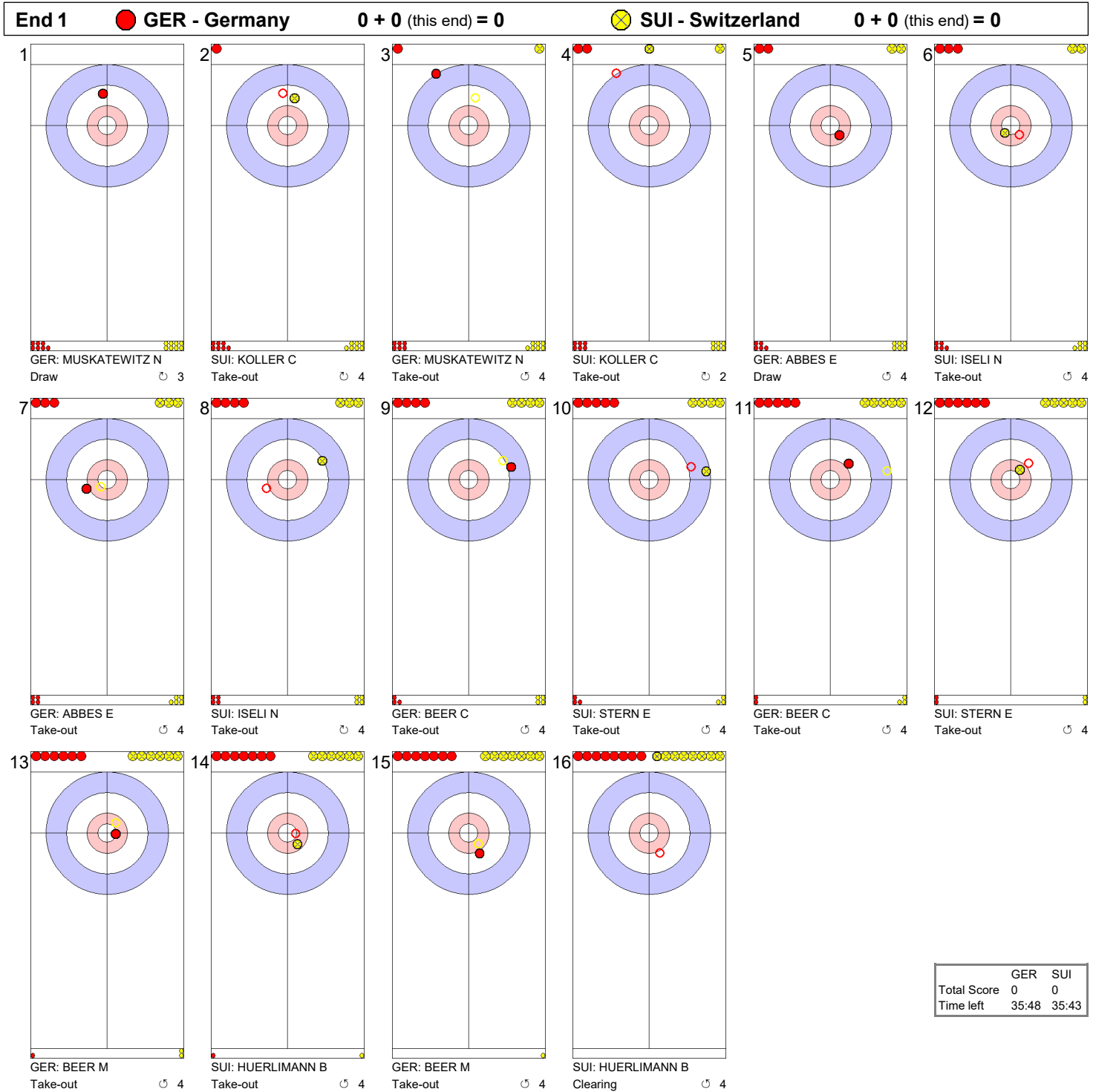
Note:
Team position and functions are attached to each team member's name as follows:
4 = Fourth, 3 = Third, 2 = Second, 1 = Lead, A = Alternate, S = Skip, V = Vice-Skip

Legend:
 ⌚ Clockwise ⌚ Counter-clockwise LSFE(*) Last Stone First End
 X Unplayed/unfinished end due to concession





Game - Shot by Shot

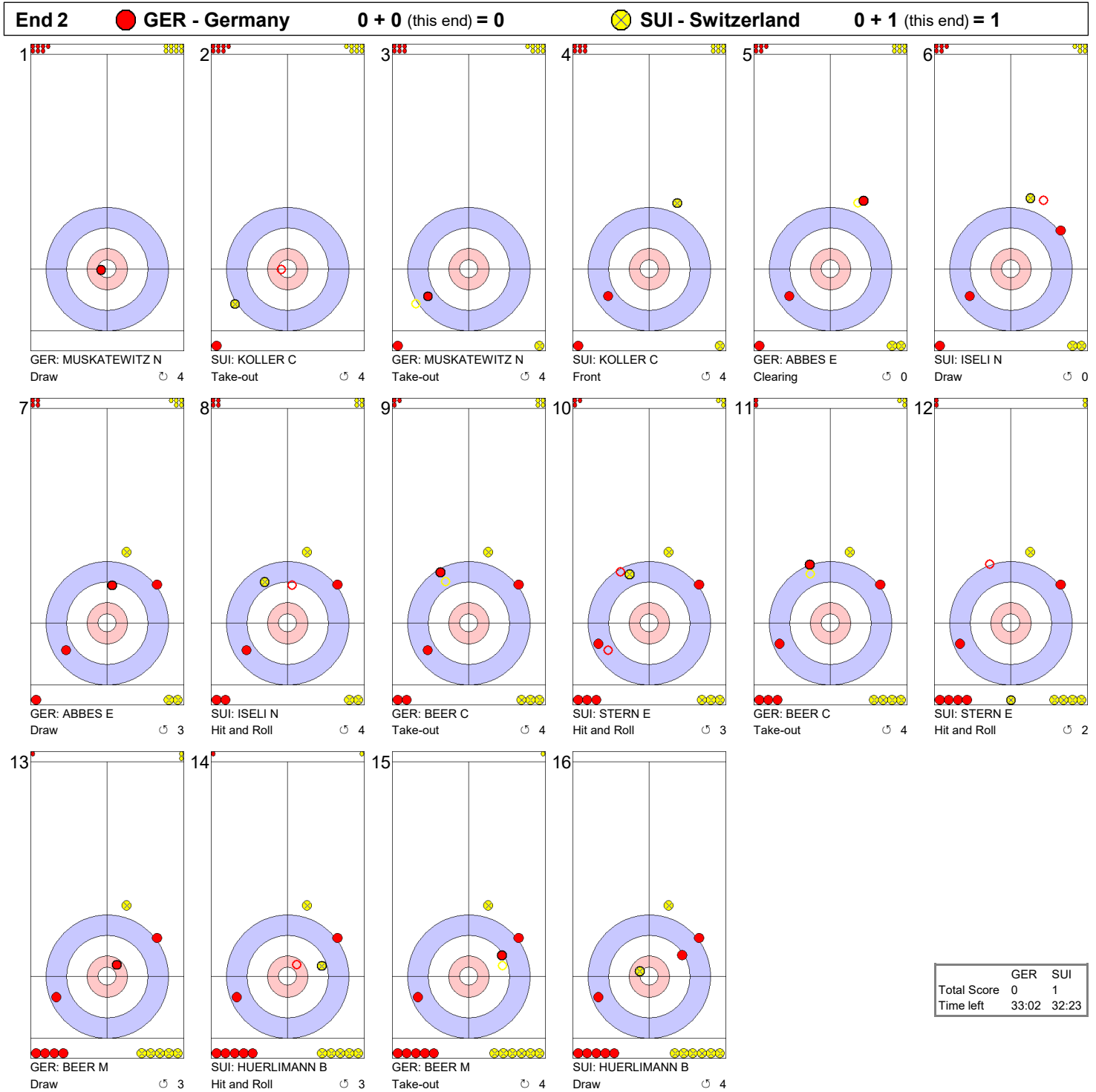


	GER	SUI
Total Score	0	0
Time left	35:48	35:43





Game - Shot by Shot





Game - Shot by Shot





Game - Shot by Shot

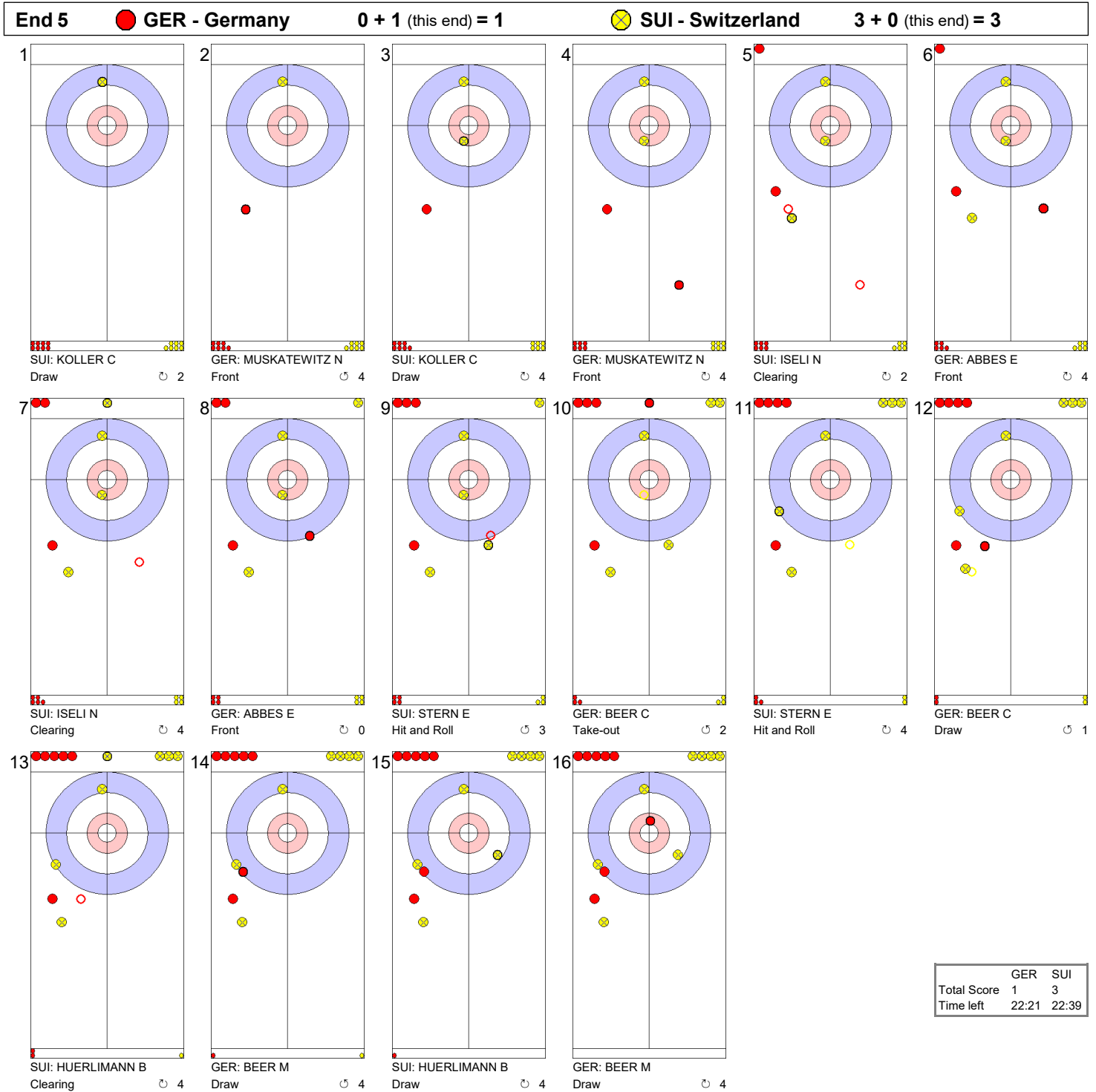


	GER	SUI
Total Score	0	3
Time left	25:19	25:27





Game - Shot by Shot



	GER	SUI
Total Score	1	3
Time left	22:21	22:39





Game - Shot by Shot

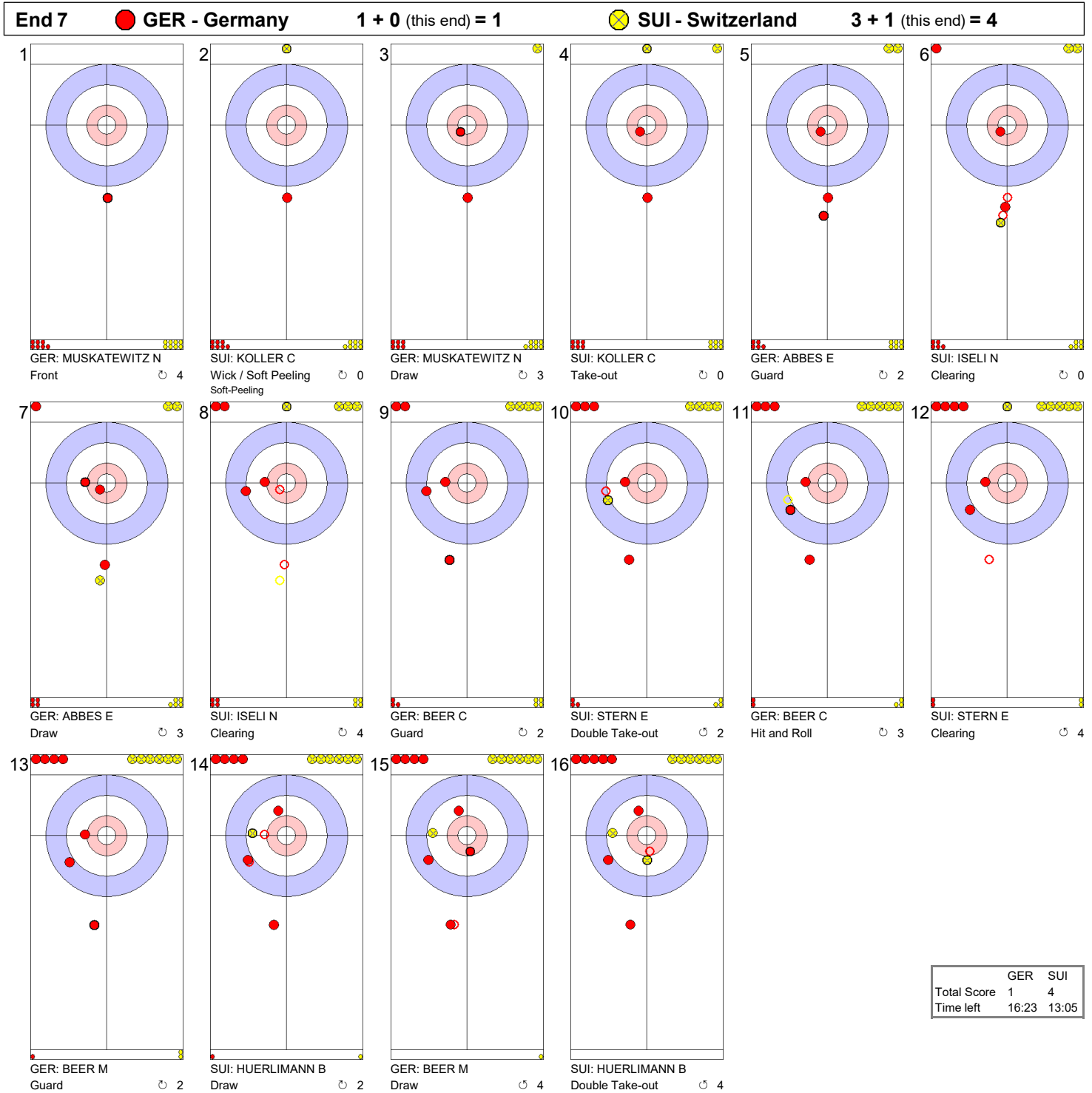


	GER	SUI
Total Score	1	3
Time left	19:51	18:58





Game - Shot by Shot

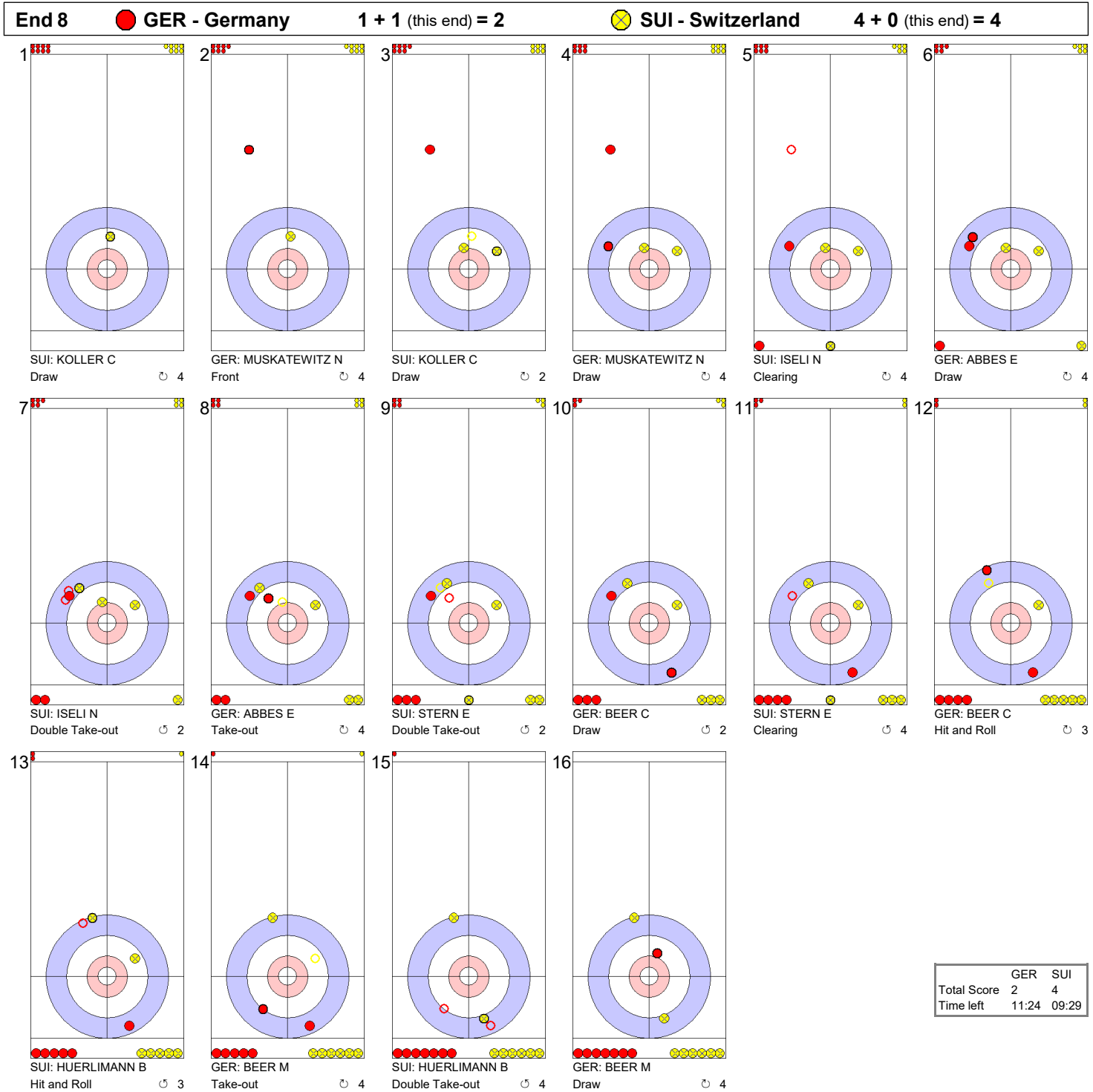


	GER	SUI
Total Score	1	4
Time left	16:23	13:05



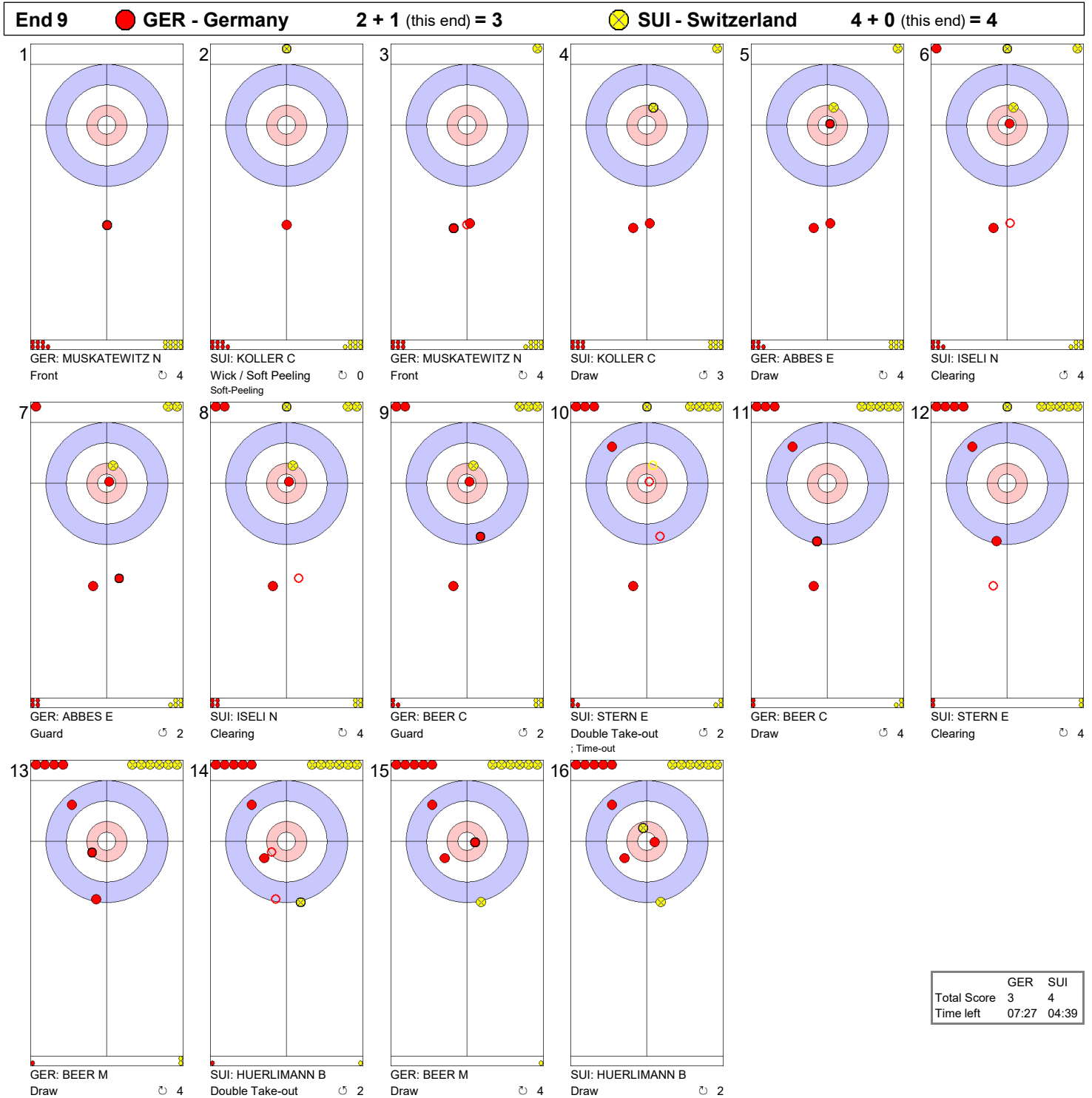


Game - Shot by Shot





Game - Shot by Shot

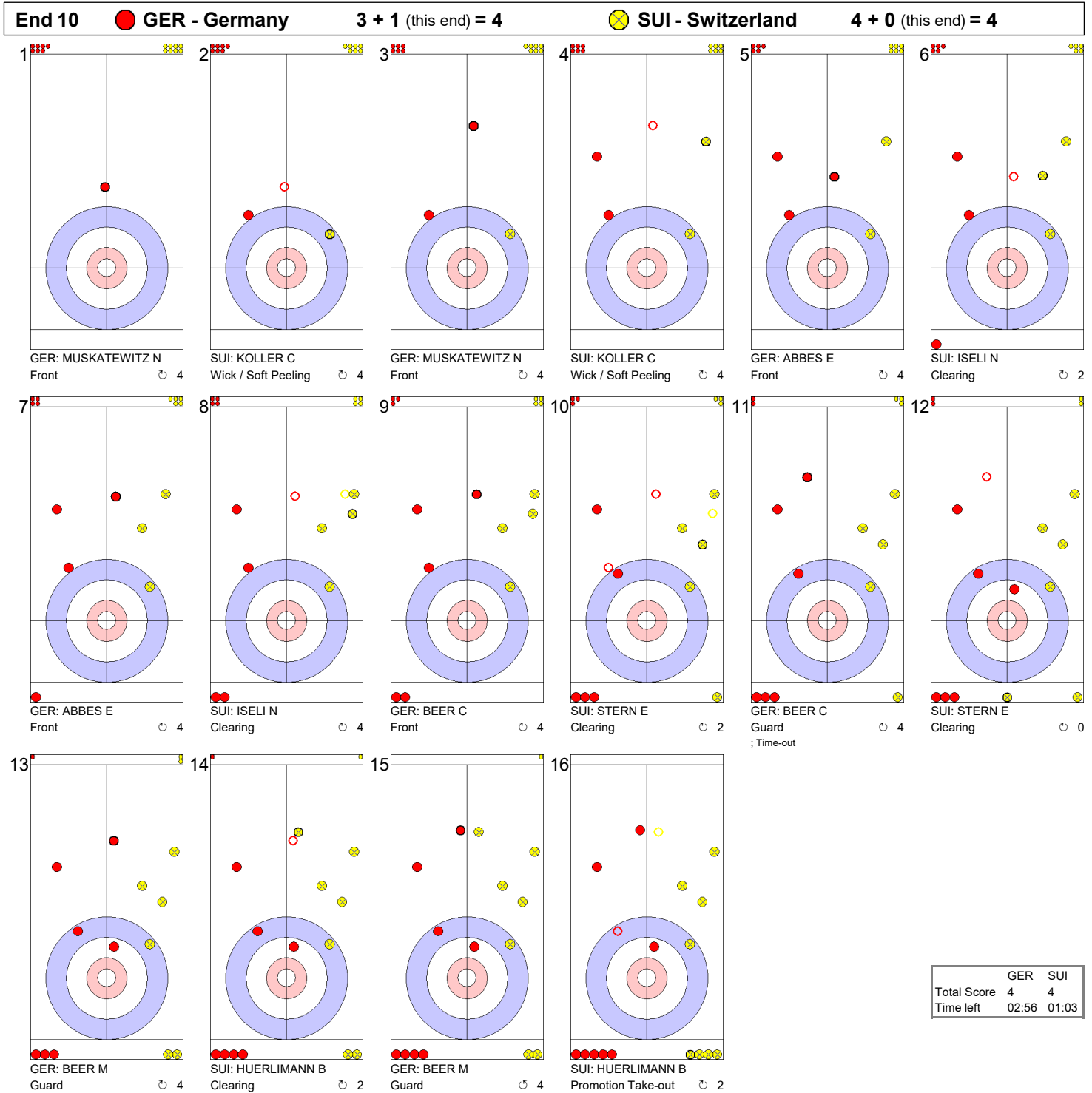


	GER	SUI
Total Score	3	4
Time left	07:27	04:39





Game - Shot by Shot

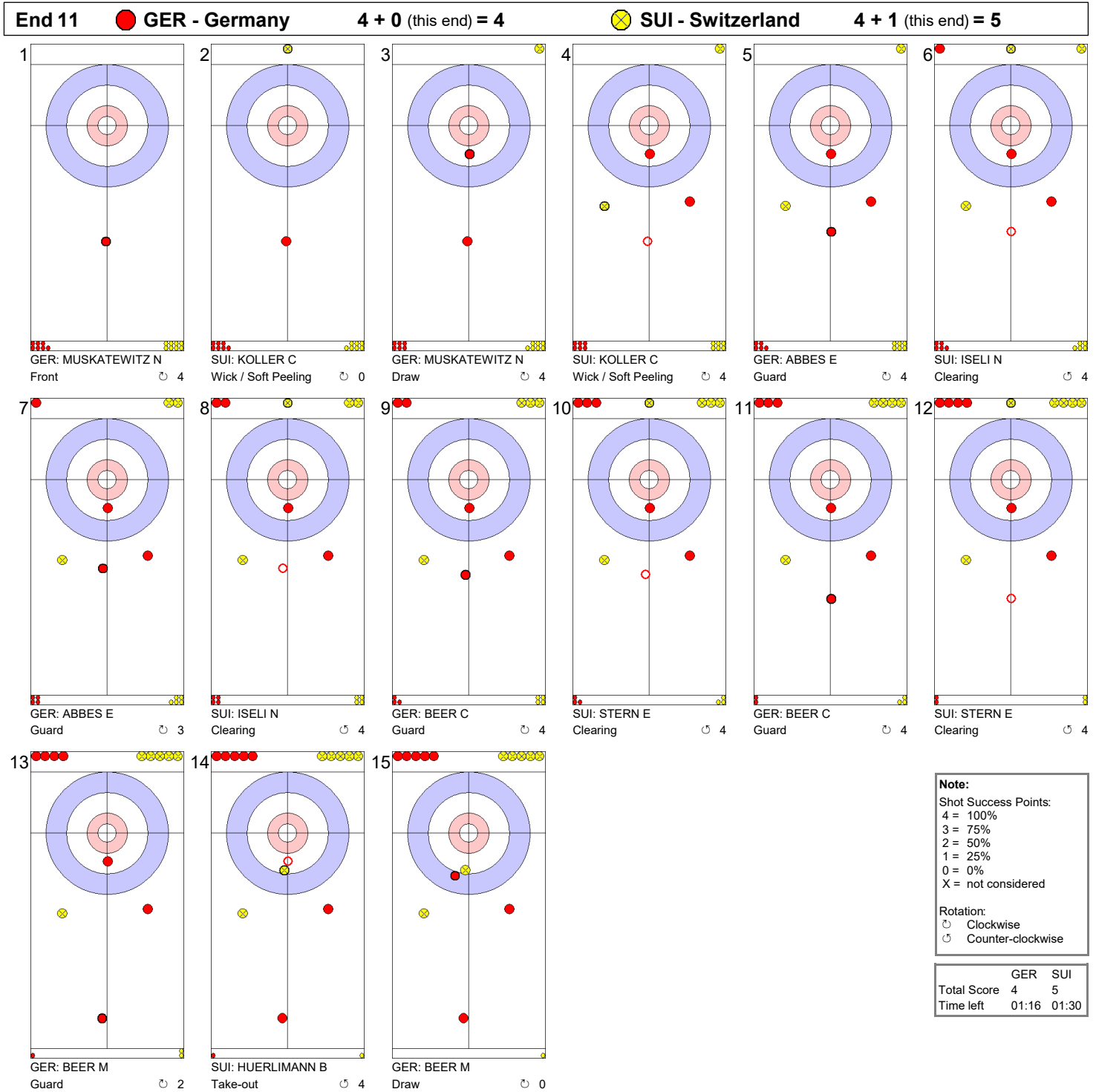


	GER	SUI
Total Score	4	4
Time left	02:56	01:03





Game - Shot by Shot





Game Results

Sheet	Game	Team	LSFE	1	2	3	4	5	6	7	8	9	10	Extra Ends	Total
C	7	GER - Germany		0	0	0	0	1	0	0	1	1	1	0	4
	7	SUI - Switzerland	*	0	1	0	2	0	0	1	0	0	0	1	5

GER - Germany		Shot Success Game
4 S	BEER Maike	82%
3	BEER Claudia	76%
2 V	ABBES Emira	80%
1	MUSKATEWITZ Nicole	95%
A	-	-
Team Total		83%

SUI - Switzerland		Shot Success Game
4 V	HUERLIMANN Briar	85%
3 S	STERN Elena	80%
2	ISELI Noelle	77%
1	KOLLER Celine	69%
A	STERN Anna	-
Team Total		78%

Last Stone Draw	Distance
⌚ MUSKATEWITZ N	119.6cm
⌚ BEER M	103.5cm
Total	223.1cm

Last Stone Draw	Distance
⌚ STERN E	12.8cm
⌚ KOLLER C	98.5cm
Total	111.3cm

Time remaining: 2 minutes 56 seconds
1 minute 16 seconds (after extra end)

Time remaining: 1 minute 3 seconds
1 minute 30 seconds (after extra end)

Time-out: end 10 - GER stone 6

Time-out: end 9 - SUI stone 5

Shot Success Analysis

GER - Germany	Draws	Take-outs	Game
4 BEER Maike	⌚ 8 75%	4 100%	12 83%
	⌚ 6 75%	4 88%	10 80%
	Total 14 75%	8 94%	22 82%
3 BEER Claudia	⌚ 5 90%	4 75%	9 83%
	⌚ 5 45%	8 88%	13 71%
	Total 10 68%	12 83%	22 76%
2 ABBES Emira	⌚ 12 83%	2 100%	14 86%
	⌚ 5 70%	3 67%	8 69%
	Total 17 79%	5 80%	22 80%
1 MUSKATEWITZ Nicole	⌚ 16 94%	2 100%	18 94%
	⌚ 2 100%	2 100%	4 100%
	Total 18 94%	4 100%	22 95%
A -	⌚ 0 -	0 -	0 -
	⌚ 0 -	0 -	0 -
	Total 0 -	0 -	0 -
Team	⌚ 41 87%	12 92%	53 88%
	⌚ 18 68%	17 85%	35 76%
	Total 59 81%	29 88%	88 83%

SUI - Switzerland	Draws	Take-outs	Game
4 HUERLIMANN Briar	⌚ 4 69%	5 80%	9 75%
	⌚ 1 100%	11 91%	12 92%
	Total 5 75%	16 88%	21 85%
3 STERN Elena	⌚ 2 100%	5 70%	7 79%
	⌚ 1 100%	14 79%	15 80%
	Total 3 100%	19 76%	22 80%
2 ISELI Noelle	⌚ 0 -	12 75%	12 75%
	⌚ 1 0%	9 89%	10 80%
	Total 1 0%	21 81%	22 77%
1 KOLLER Celine	⌚ 14 71%	4 38%	18 64%
	⌚ 2 88%	2 100%	4 94%
	Total 16 73%	6 58%	22 69%
A STERN Anna	⌚ 0 -	0 -	0 -
	⌚ 0 -	0 -	0 -
	Total 0 -	0 -	0 -
Team	⌚ 20 74%	26 69%	46 71%
	⌚ 5 75%	36 86%	41 85%
	Total 25 74%	62 79%	87 78%

Note:
Team position and functions are attached to each team member's name as follows:
4 = Fourth, 3 = Third, 2 = Second, 1 = Lead, A = Alternate, S = Skip, V = Vice-Skip

Legend:
⌚ Clockwise ⌚ Counter-clockwise LSFE(*) Last Stone First End





Game Results

Sheet	Game	Team	LSFE	1	2	3	4	5	6	7	8	9	10	Extra Ends	Total
D	7	CHN - People's Republic of China		0	2	0	1	0	0	2	0	1	1		7
	7	RUS - Russian Federation	*	2	0	2	0	1	2	0	1	0	0		8

CHN - People's Republic of China	
4 S	MEI Jie
3 V	MA Jingyi
2	YIN Yanxin
1	SUN Chengyu
A	CAO Ying

RUS - Russian Federation	
4 S	MOISEEVA Victoria
3 V	VASILEVA Uliana
2	ARSENKINA Galina
1	PORTUNOVA Julia
A	DUYUNOVA Maria

Last Stone Draw	Distance
☺ MEI J	158.8cm
☹ YIN Y	24.4cm
Total	183.2cm

Last Stone Draw	Distance
☺ PORTUNOVA J	56.0cm
☹ MOISEEVA V	88.2cm
Total	144.2cm

Time remaining: 1 minute 44 seconds
Time-out: end 9 - CHN stone 7

Time remaining: 2 minutes 51 seconds
Time-out: end 7 - RUS stone 7

Note:
Team position and functions are attached to each team member's name as follows:
4 = Fourth, 3 = Third, 2 = Second, 1 = Lead, A = Alternate, S = Skip, V = Vice-Skip

Legend:
☺ Clockwise ☹ Counter-clockwise LSFE(*) Last Stone First End





Game Results

Sheet	Game	Team	LSFE	1	2	3	4	5	6	7	8	9	10	Extra Ends	Total
E	7	SWE - Sweden	*	0	3	0	3	4	0	2	X	X	X		12
	7	NOR - Norway		0	0	1	0	0	1	0	X	X	X		2

SWE - Sweden	
4 S	WRANAA Isabella
3	WAHLIN Jennie
2 V	WINQVIST DE VAL Almida
1	SJOEBERG Fanny
A	-

NOR - Norway	
4	SKAGA Ingvild
3 S	TRULSEN Pia
2 V	FORBREGD Mari
1	HAALIEN Stine
A	-

Last Stone Draw		Distance
⌚	WINQVIST DE VAL A	24.6cm
⌚	WRANAA I	30.9cm
Total		55.5cm

Last Stone Draw		Distance
⌚	HAALIEN S	88.3cm
⌚	TRULSEN P	199.6cm
Total		287.9cm

Time remaining: 17 minutes 52 seconds

Time remaining: 14 minutes 21 seconds

Note:
Team position and functions are attached to each team member's name as follows:
4 = Fourth, 3 = Third, 2 = Second, 1 = Lead, A = Alternate, S = Skip, V = Vice-Skip

Legend:
⌚ Clockwise ⌚ Counter-clockwise LSFE(*) Last Stone First End
X Unplayed/unfinished end due to concession





Game Results

Sheet	Game	Team	LSFE	1	2	3	4	5	6	7	8	9	10	Extra Ends	Total
A	8	SUI - Switzerland		0	1	1	0	4	2	X	X	X	X		8
	8	KAZ - Kazakhstan	*	1	0	0	2	0	0	X	X	X	X		3

SUI - Switzerland	
4 V	HUERLIMANN Briar
3 S	STERN Elena
2	ISELI Noelle
1	KOLLER Celine
A	STERN Anna

KAZ - Kazakhstan	
4 S	YUNICHEVA Ramina
3 V	SURGAY Anastassiya
2	BAKANOVA Kamila
1	ALLIYAROVA Sitora
A	KAKHAROVA Zarina

Last Stone Draw	Distance
🕒 KOLLER C	49.0cm
🕒 HUERLIMANN B	117.9cm
Total	166.9cm

Last Stone Draw	Distance
🕒 BAKANOVA K	88.4cm
🕒 ALLIYAROVA S	72.1cm
Total	160.5cm

Time remaining: 16 minutes 28 seconds

Time remaining: 14 minutes 25 seconds

Note:
Team position and functions are attached to each team member's name as follows:
4 = Fourth, 3 = Third, 2 = Second, 1 = Lead, A = Alternate, S = Skip, V = Vice-Skip

Legend:
🕒 Clockwise 🕒 Counter-clockwise LSFE(*) Last Stone First End
X Unplayed/unfinished end due to concession





Game Results

Sheet	Game	Team	LSFE	1	2	3	4	5	6	7	8	9	10	Extra Ends	Total
B	8	NOR - Norway	*	2	0	1	0	0	0	2	0	1	0		6
	8	CHN - People's Republic of China		0	2	0	3	1	1	0	1	0	1		9

NOR - Norway	
4	SKAGA Ingvild
3 S	TRULSEN Pia
2 V	FORBREGD Mari
1	HAALIEN Stine
A	-

CHN - People's Republic of China	
4 S	MEI Jie
3 V	MA Jingyi
2	YIN Yanxin
1	SUN Chengyu
A	CAO Ying

Last Stone Draw	Distance
⌚ FORBREGD M	34.5cm
⌚ SKAGA I	12.5cm
Total	47.0cm

Last Stone Draw	Distance
⌚ MA J	94.8cm
⌚ SUN C	41.0cm
Total	135.8cm

Time remaining: 3 minutes 23 seconds

Time remaining: 6 minutes 42 seconds

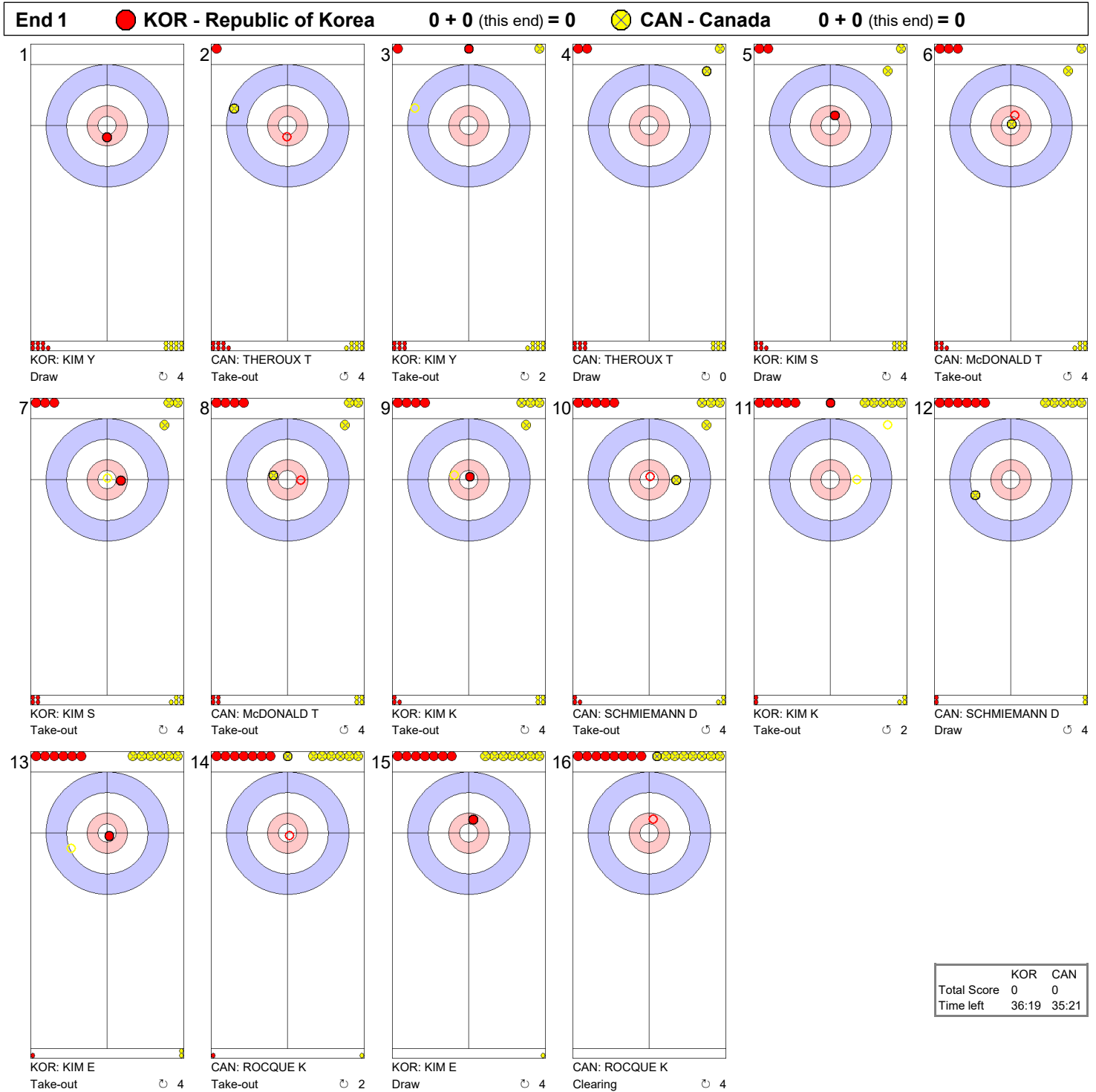
Note:
Team position and functions are attached to each team member's name as follows:
4 = Fourth, 3 = Third, 2 = Second, 1 = Lead, A = Alternate, S = Skip, V = Vice-Skip

Legend:
⌚ Clockwise ⌚ Counter-clockwise LSFE(*) Last Stone First End



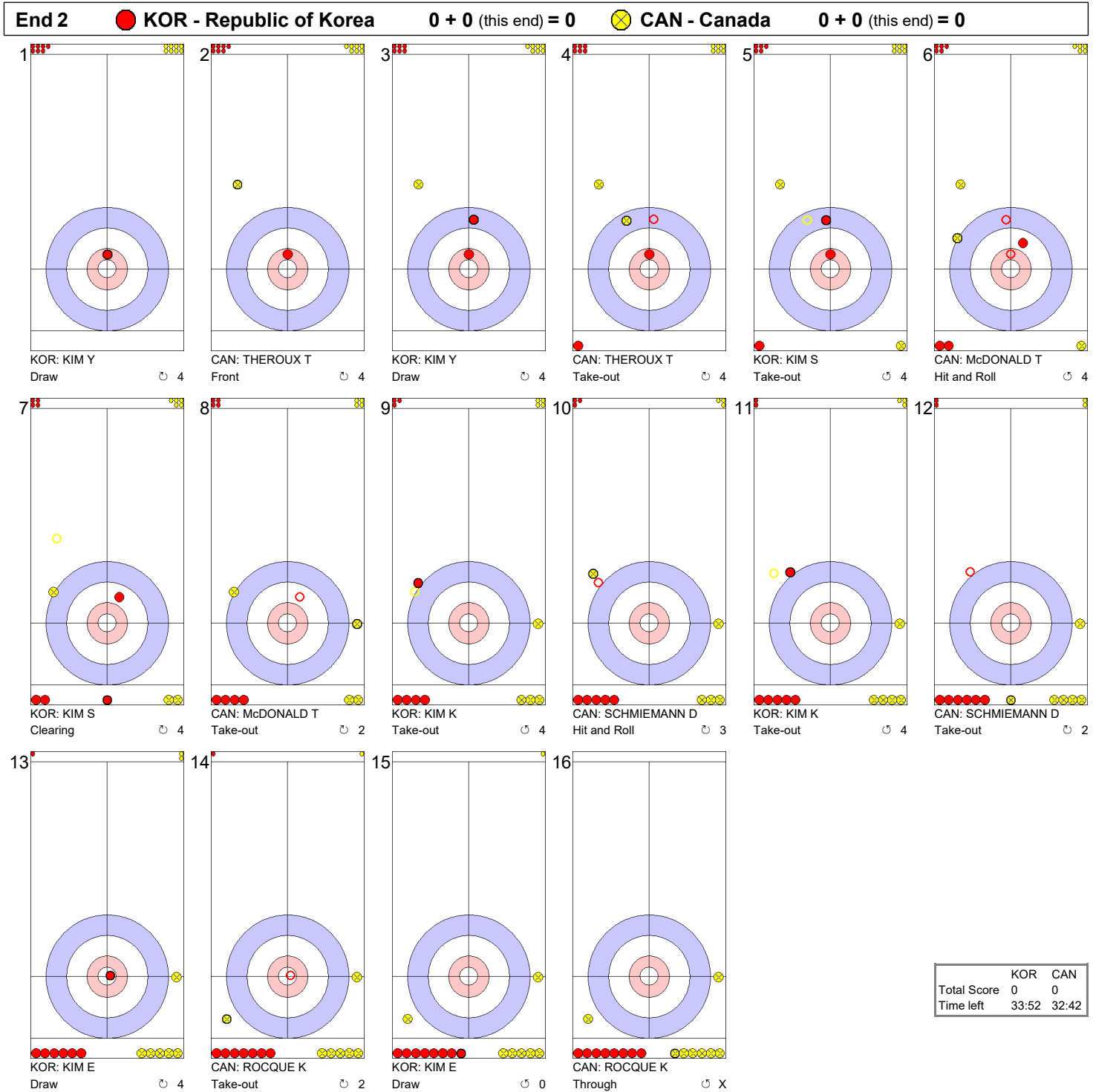


Game - Shot by Shot





Game - Shot by Shot



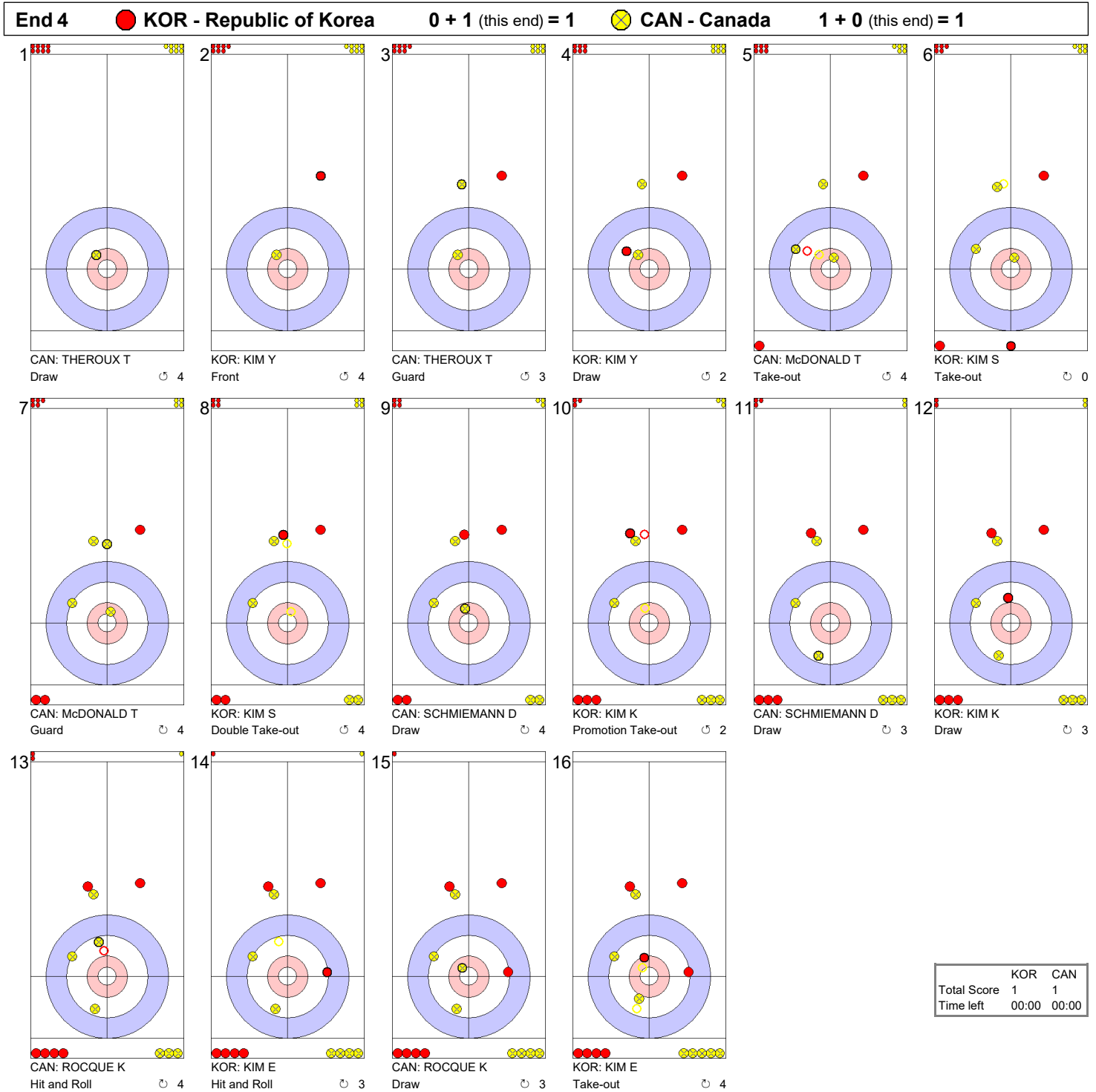


Game - Shot by Shot



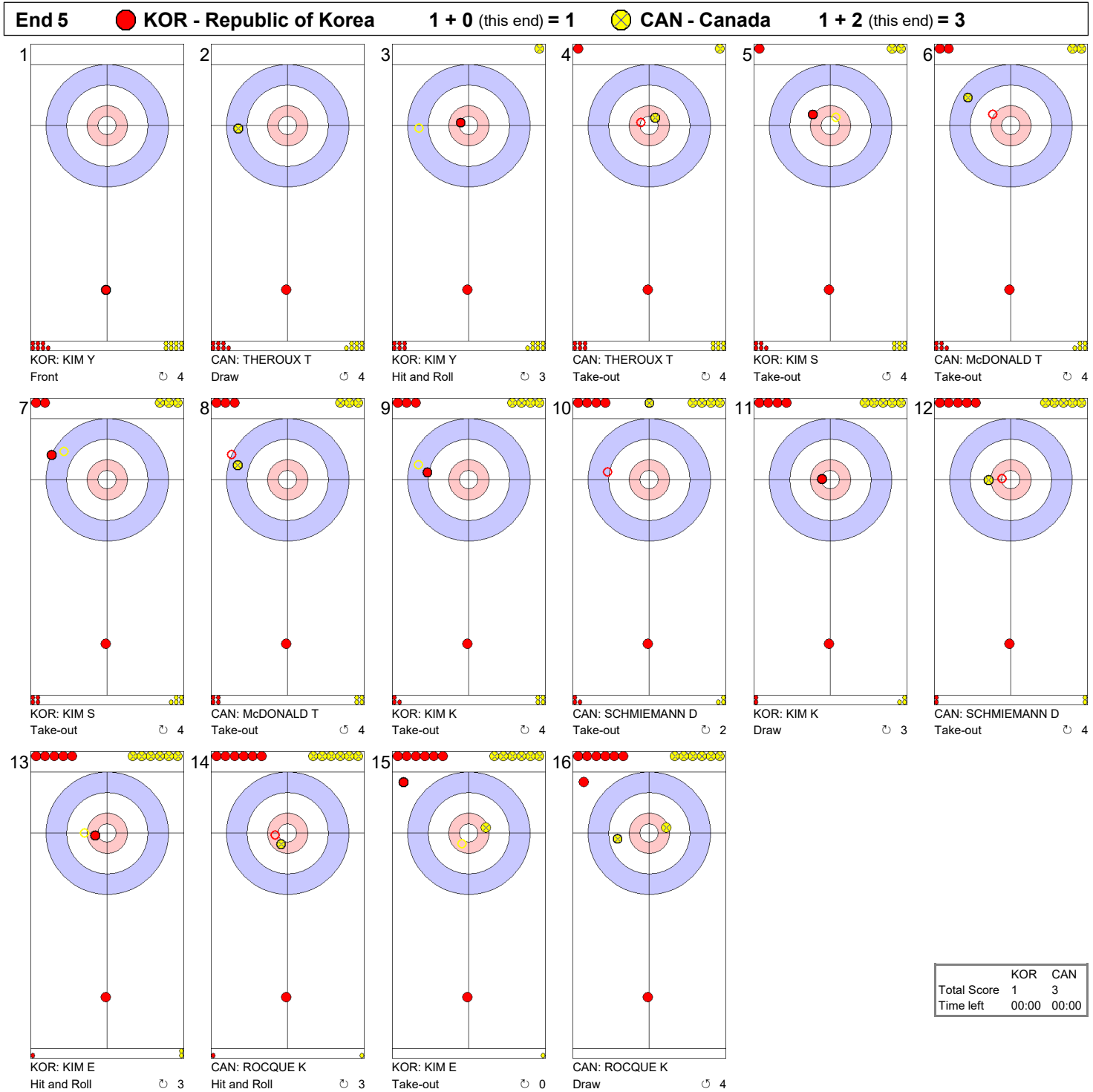


Game - Shot by Shot





Game - Shot by Shot



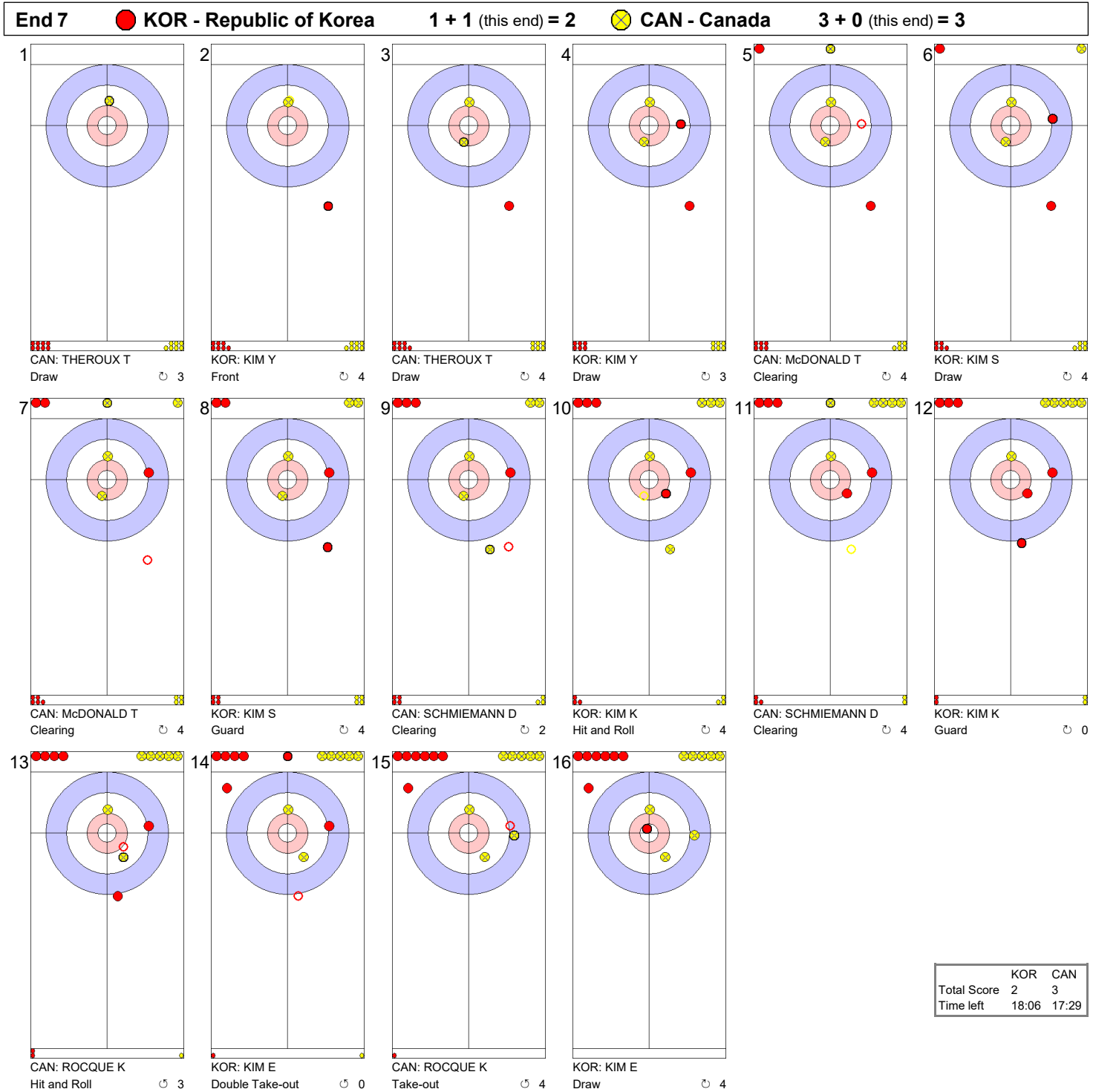


Game - Shot by Shot



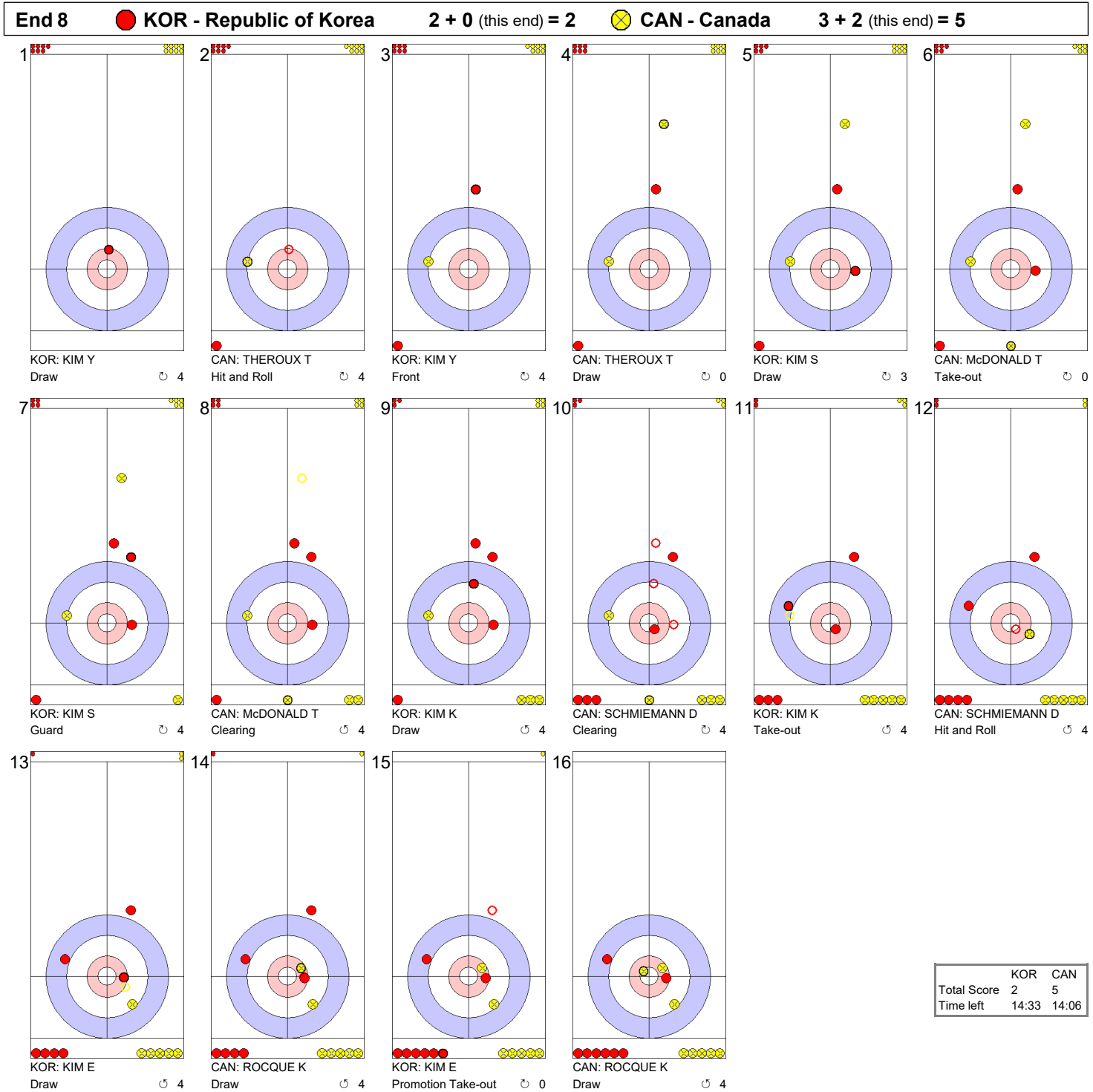


Game - Shot by Shot





Game - Shot by Shot





Game - Shot by Shot





Game Results

Sheet	Game	Team	LSFE	1	2	3	4	5	6	7	8	9	10	Extra Ends	Total
C	8	KOR - Republic of Korea		0	0	0	1	0	0	1	0	0	X		2
	8	CAN - Canada	*	0	0	1	0	2	0	0	2	3	X		8

KOR - Republic of Korea		Shot Success Game
4 S	KIM Eunjung	63%
3 V	KIM Kyeongae	71%
2	KIM Seonyeong	90%
1	KIM Yeongmi	86%
A	-	-
Team Total		78%

CAN - Canada		Shot Success Game
4 S	ROCQUE Kelsey	88%
3 V	SCHMIEMANN Danielle	86%
2	McDONALD Taylor	90%
1	THEROUX Taylore	86%
A	-	-
Team Total		88%

Last Stone Draw	Distance
⌚ KIM Y	60.9cm
⌚ KIM S	159.9cm
Total	220.8cm

Last Stone Draw	Distance
⌚ SCHMIEMANN D	5.8cm
⌚ THEROUX T	142.5cm
Total	148.3cm

Time remaining: 11 minutes 54 seconds

Time remaining: 11 minutes 18 seconds

Shot Success Analysis

KOR - Republic of Korea	Draws	Take-outs	Game
4 KIM Eunjung	⌚ 7 75%	7 64%	14 70%
	⌚ 2 50%	1 0%	3 33%
	Total 9 69%	8 56%	17 63%
3 KIM Kyeongae	⌚ 3 50%	6 75%	9 67%
	⌚ 1 100%	8 72%	9 75%
	Total 4 63%	14 73%	18 71%
2 KIM Seonyeong	⌚ 6 96%	6 83%	12 90%
	⌚ 3 83%	3 100%	6 92%
	Total 9 92%	9 89%	18 90%
1 KIM Yeongmi	⌚ 10 98%	4 56%	14 86%
	⌚ 4 88%	0 -	4 88%
	Total 14 95%	4 56%	18 86%
A -	⌚ 0 -	0 -	0 -
	⌚ 0 -	0 -	0 -
	Total 0 -	0 -	0 -
Team	⌚ 26 86%	23 71%	49 79%
	⌚ 10 80%	12 73%	22 76%
	Total 36 84%	35 71%	71 78%

CAN - Canada	Draws	Take-outs	Game
4 ROCQUE Kelsey	⌚ 3 83%	7 82%	10 83%
	⌚ 3 100%	4 94%	7 96%
	Total 6 92%	11 86%	17 88%
3 SCHMIEMANN Danielle	⌚ 3 83%	10 83%	13 83%
	⌚ 2 88%	3 100%	5 95%
	Total 5 85%	13 87%	18 86%
2 McDONALD Taylor	⌚ 1 100%	7 79%	8 81%
	⌚ 0 -	10 98%	10 98%
	Total 1 100%	17 90%	18 90%
1 THEROUX Taylore	⌚ 8 72%	4 100%	12 81%
	⌚ 5 95%	1 100%	6 96%
	Total 13 81%	5 100%	18 86%
A -	⌚ 0 -	0 -	0 -
	⌚ 0 -	0 -	0 -
	Total 0 -	0 -	0 -
Team	⌚ 15 78%	28 84%	43 82%
	⌚ 10 95%	18 97%	28 96%
	Total 25 85%	46 89%	71 88%

Note:

Team position and functions are attached to each team member's name as follows:
4 = Fourth, **3** = Third, **2** = Second, **1** = Lead, **A** = Alternate, **S** = Skip, **V** = Vice-Skip

Legend:

⌚ Clockwise ⌚ Counter-clockwise LSFE(*) Last Stone First End
 X Unplayed/unfinished end due to concession



Game Results

Sheet	Game	Team	LSFE	1	2	3	4	5	6	7	8	9	10	Extra Ends	Total
D	8	SWE - Sweden	*	0	2	0	1	0	2	0	2	0	1		8
	8	GBR - United Kingdom		0	0	1	0	2	0	2	0	2	0		7

SWE - Sweden	
4 S	WRANAA Isabella
3	WAHLIN Jennie
2 V	WINQVIST DE VAL Almida
1	SJOEBERG Fanny
A	-

GBR - United Kingdom	
4 S	AITKEN Gina
3 V	KERR Rowena
2	HALLIDAY Rachael
1	HANNEN Rachel
A	WARD Angharad

Last Stone Draw		Distance
⌚	WAHLIN J	30.0cm
⌚	SJOEBERG F	41.0cm
Total		71.0cm

Last Stone Draw		Distance
⌚	HALLIDAY R	120.9cm
⌚	KERR R	80.0cm
Total		200.9cm

Time remaining: 6 minutes 38 seconds

Time remaining: 0 minutes 59 seconds

Time-out: end 8 - GBR stone 8

Note:
Team position and functions are attached to each team member's name as follows:
4 = Fourth, 3 = Third, 2 = Second, 1 = Lead, A = Alternate, S = Skip, V = Vice-Skip

Legend:
⌚ Clockwise ⌚ Counter-clockwise LSFE(*) Last Stone First End





Game Results

Sheet	Game	Team	LSFE	1	2	3	4	5	6	7	8	9	10	Extra Ends	Total
A	9	NOR - Norway	*	2	1	0	1	0	0	1	0	0	X		5
	9	CAN - Canada		0	0	3	0	1	2	0	2	2	X		10

NOR - Norway	
4	SKAGA Ingvild
3 S	TRULSEN Pia
2 V	FORBREGD Mari
1	HAALIEN Stine
A	-

CAN - Canada	
4 S	ROCQUE Kelsey
3 V	SCHMIEMANN Danielle
2	McDONALD Taylor
1	THEROUX Taylore
A	-

Last Stone Draw		Distance
⌚	FORBREGD M	31.3cm
⌚	SKAGA I	93.2cm
Total		124.5cm

Last Stone Draw		Distance
⌚	ROCQUE K	130.7cm
⌚	McDONALD T	147.0cm
Total		277.7cm

Time remaining: 5 minutes 51 seconds

Time remaining: 6 minutes 47 seconds

Time-out: end 4 - NOR stone 8

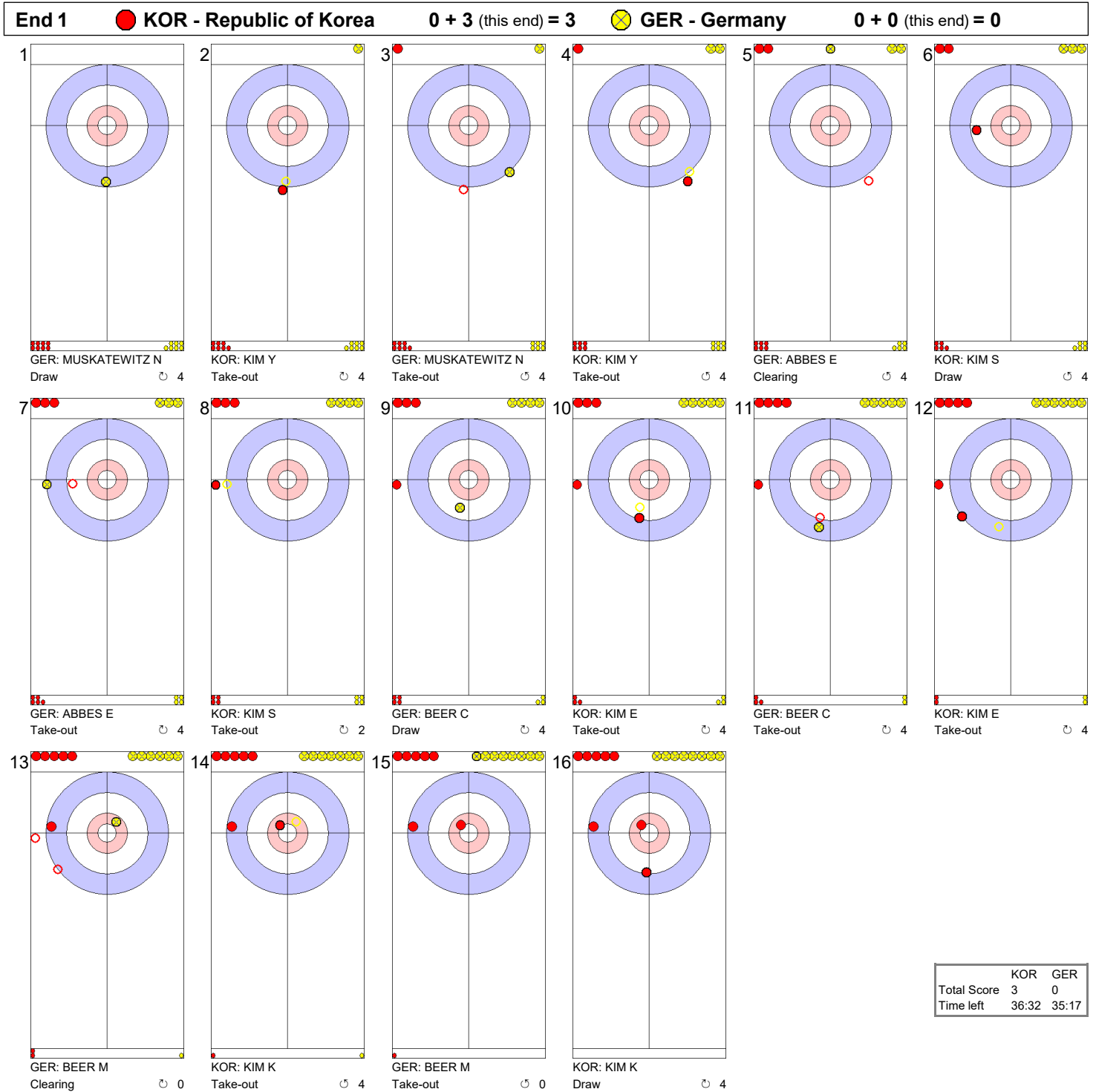
Note:
Team position and functions are attached to each team member's name as follows:
4 = Fourth, 3 = Third, 2 = Second, 1 = Lead, A = Alternate, S = Skip, V = Vice-Skip

Legend:
⌚ Clockwise ⌚ Counter-clockwise LSFE(*) Last Stone First End
X Unplayed/unfinished end due to concession



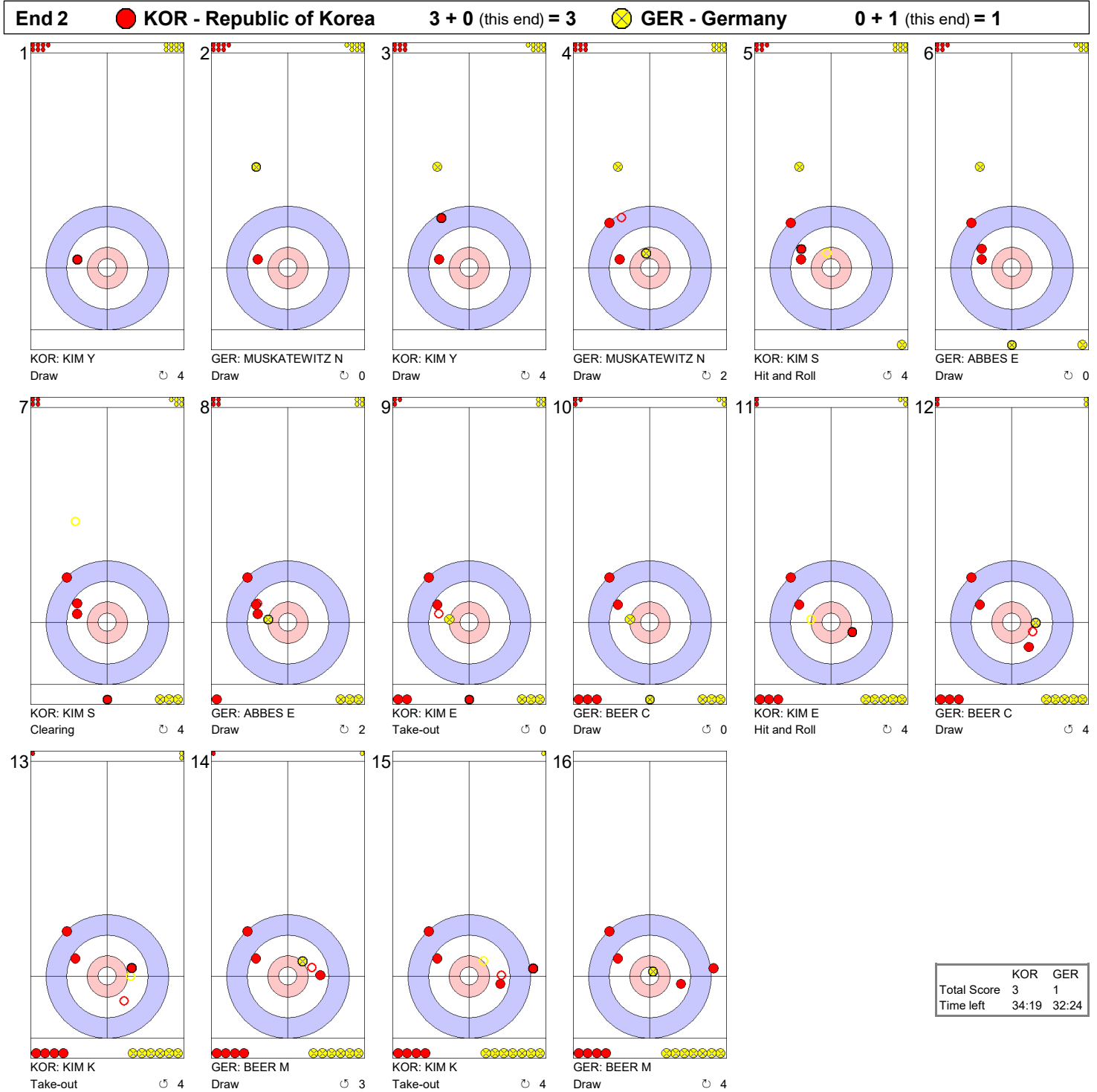


Game - Shot by Shot





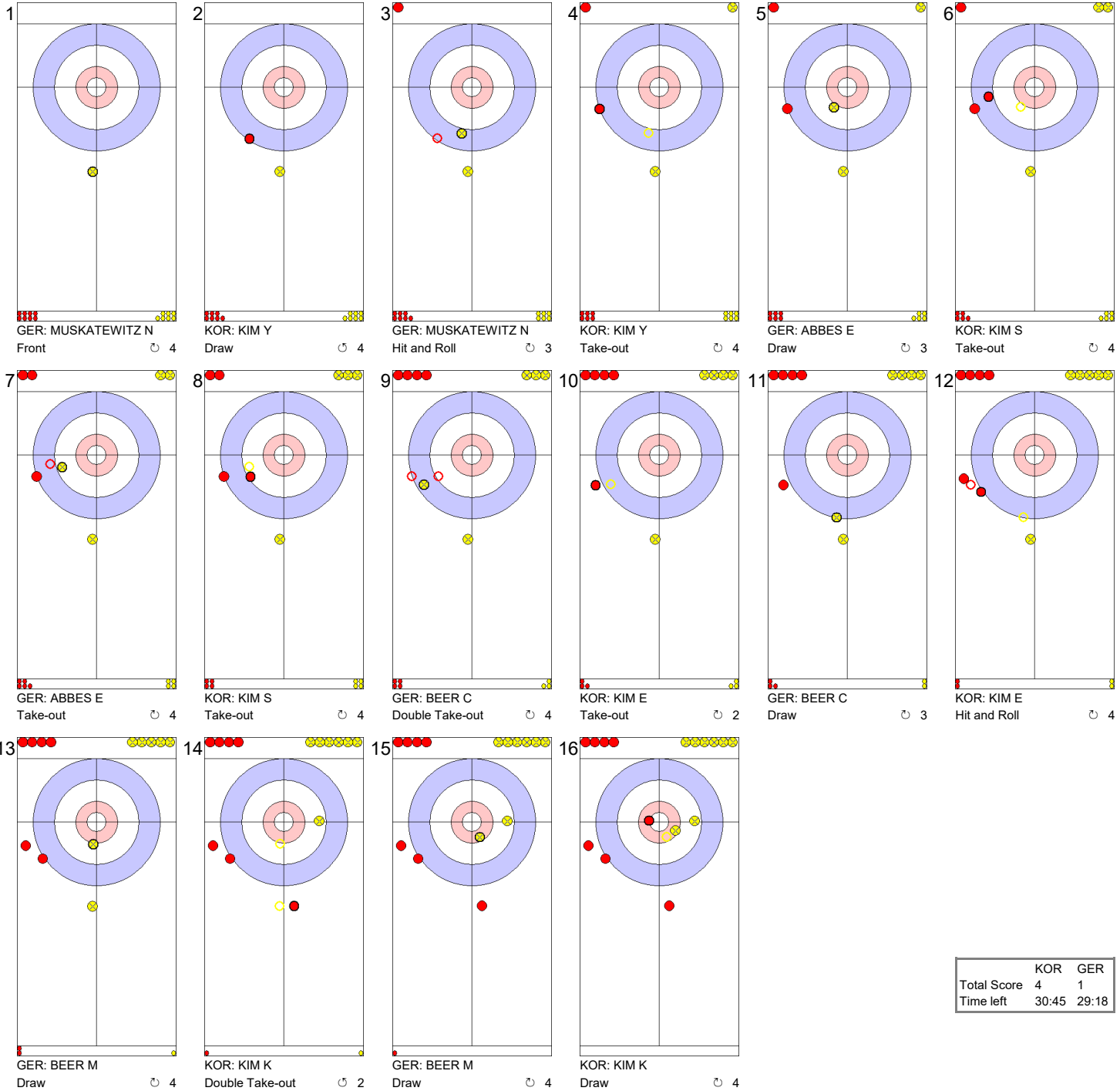
Game - Shot by Shot





Game - Shot by Shot

End 3 ● KOR - Republic of Korea 3 + 1 (this end) = 4 ● GER - Germany 1 + 0 (this end) = 1

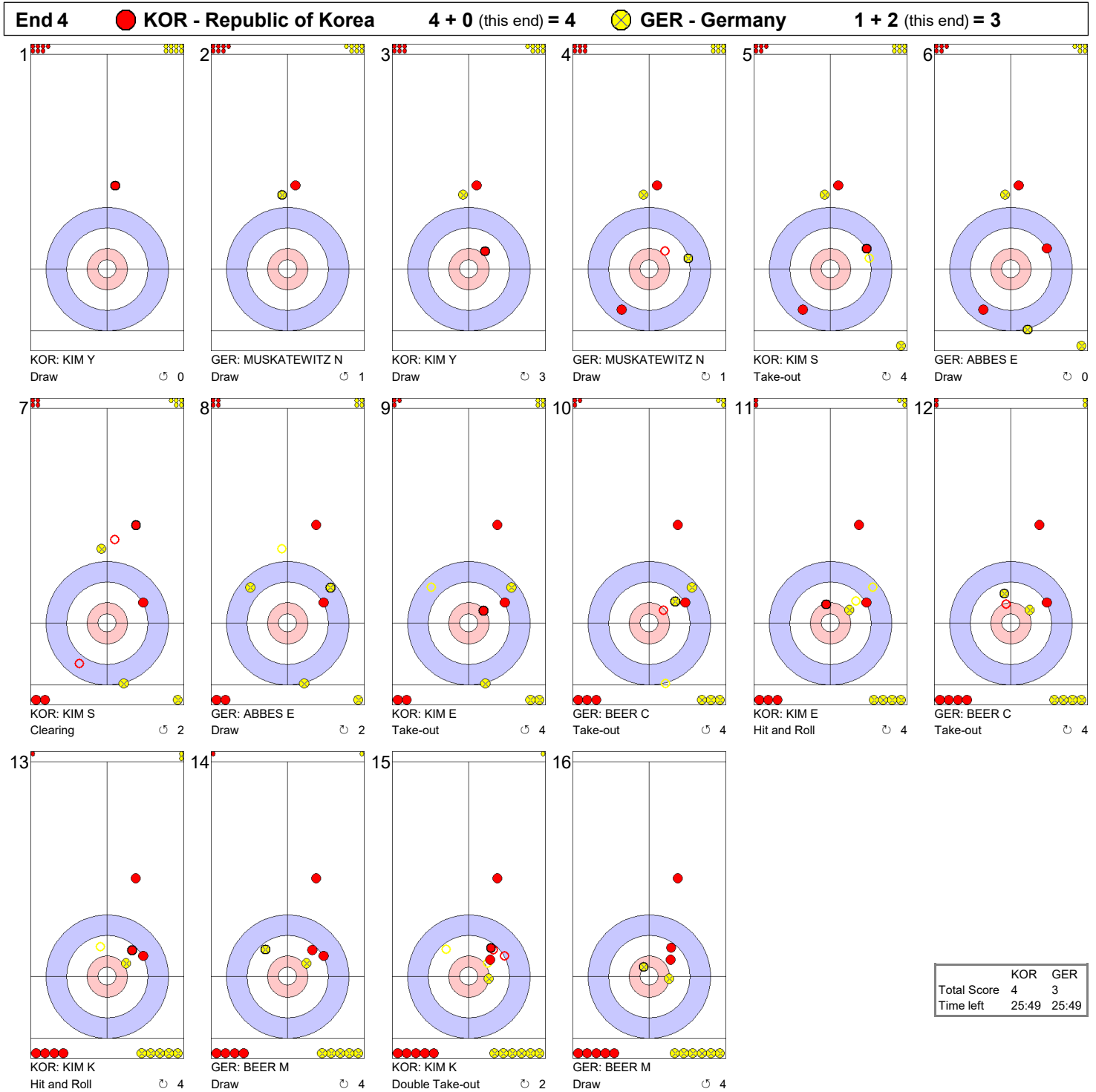


	KOR	GER
Total Score	4	1
Time left	30:45	29:18



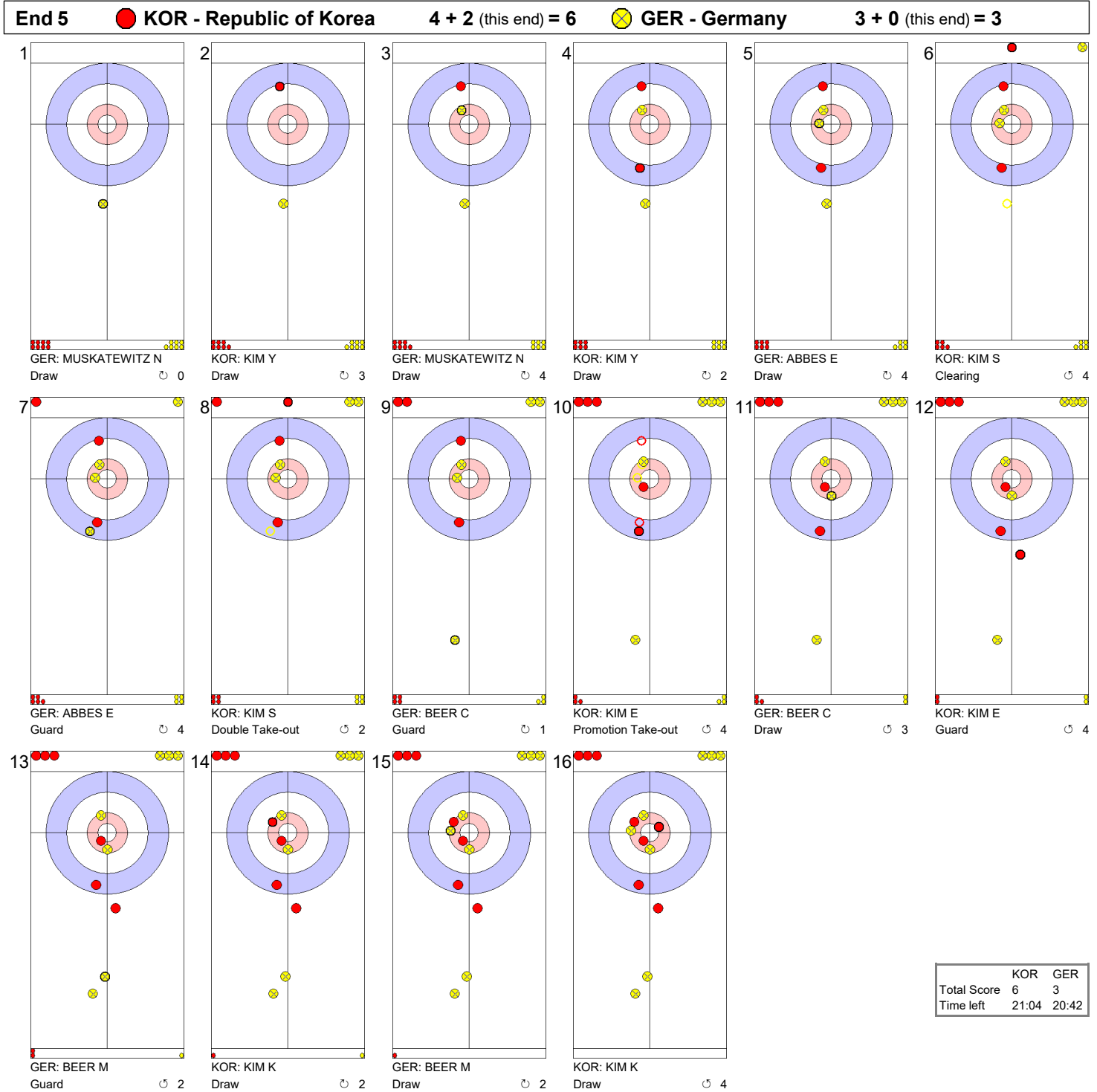


Game - Shot by Shot



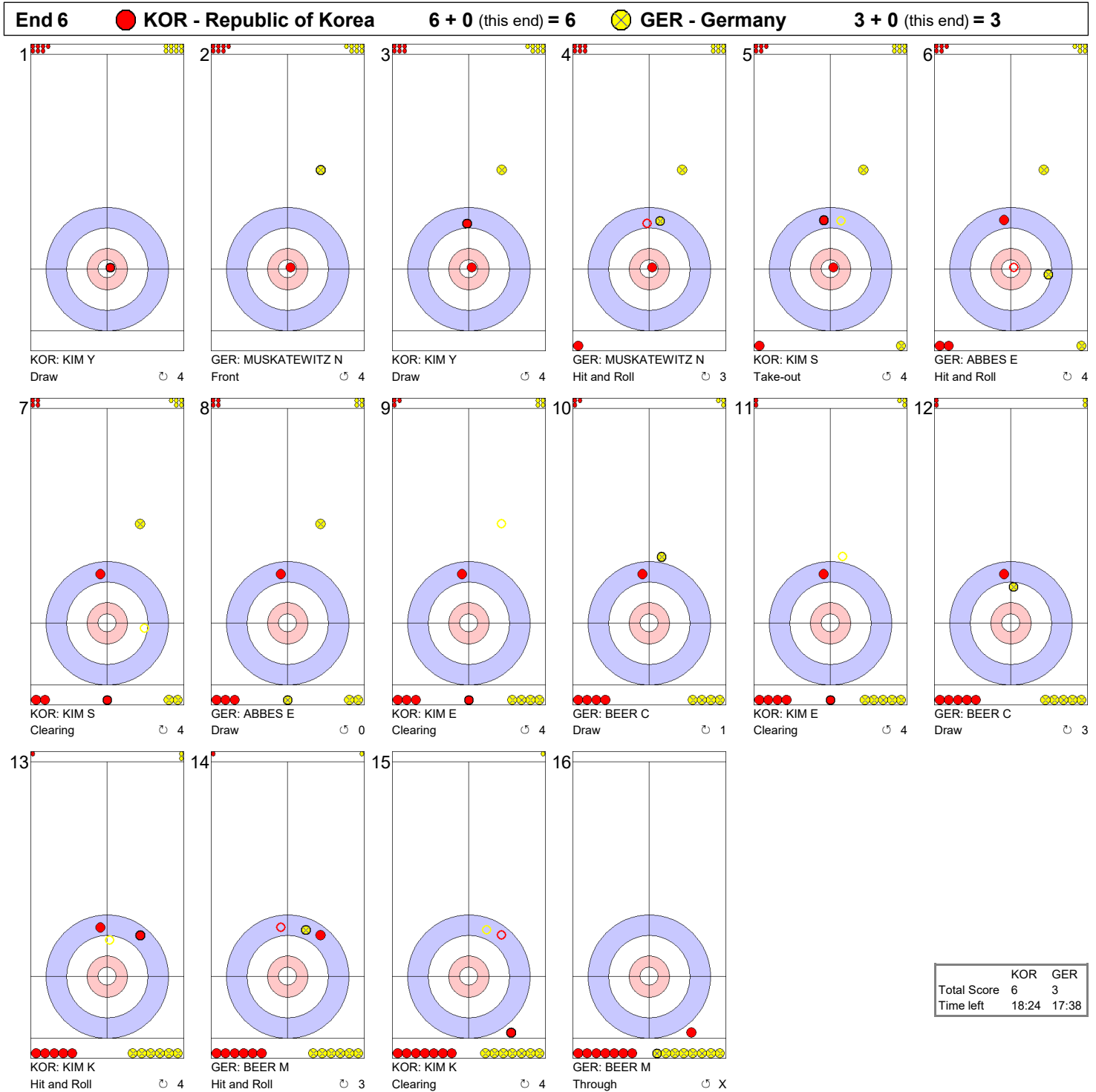


Game - Shot by Shot



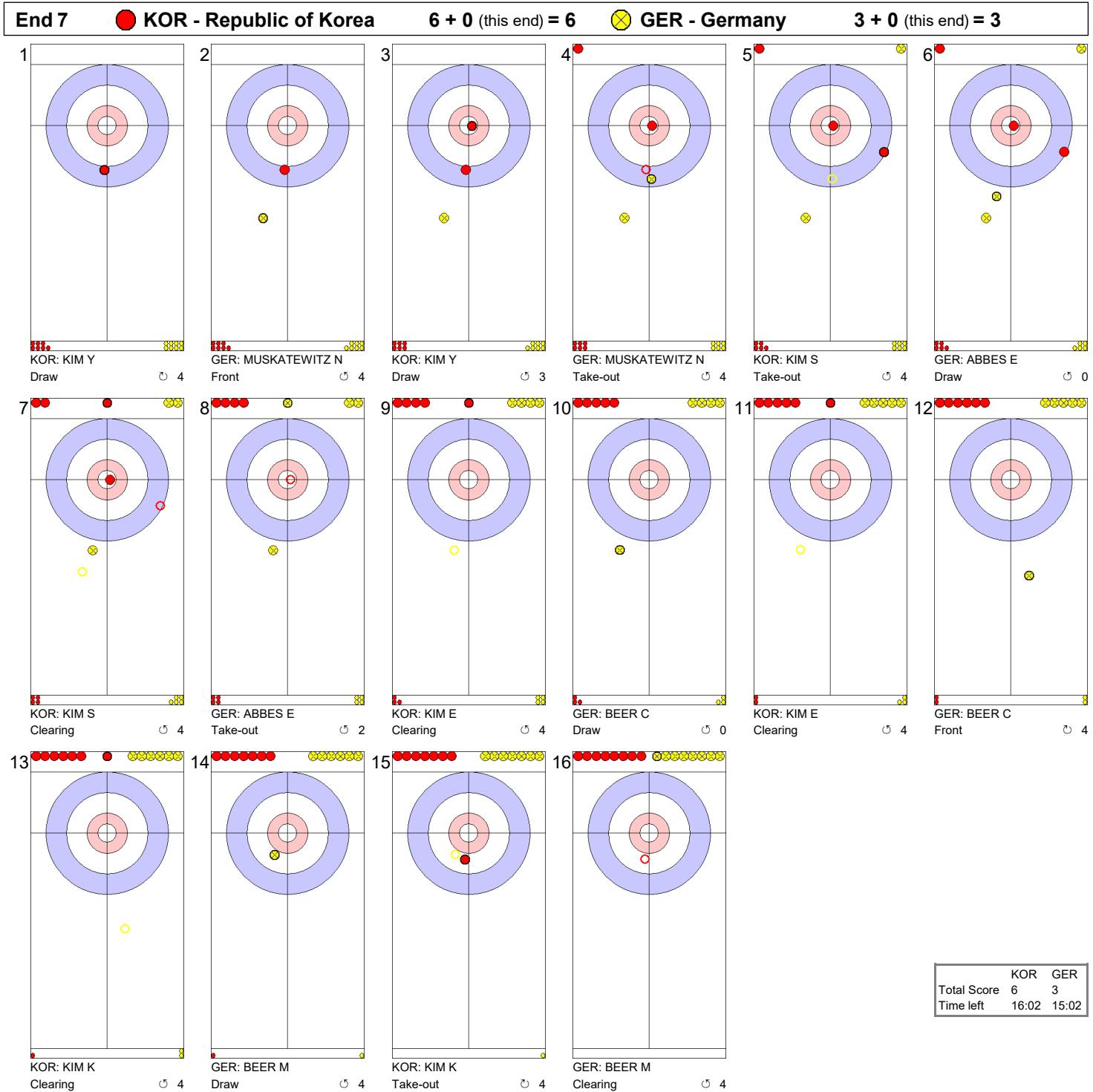


Game - Shot by Shot



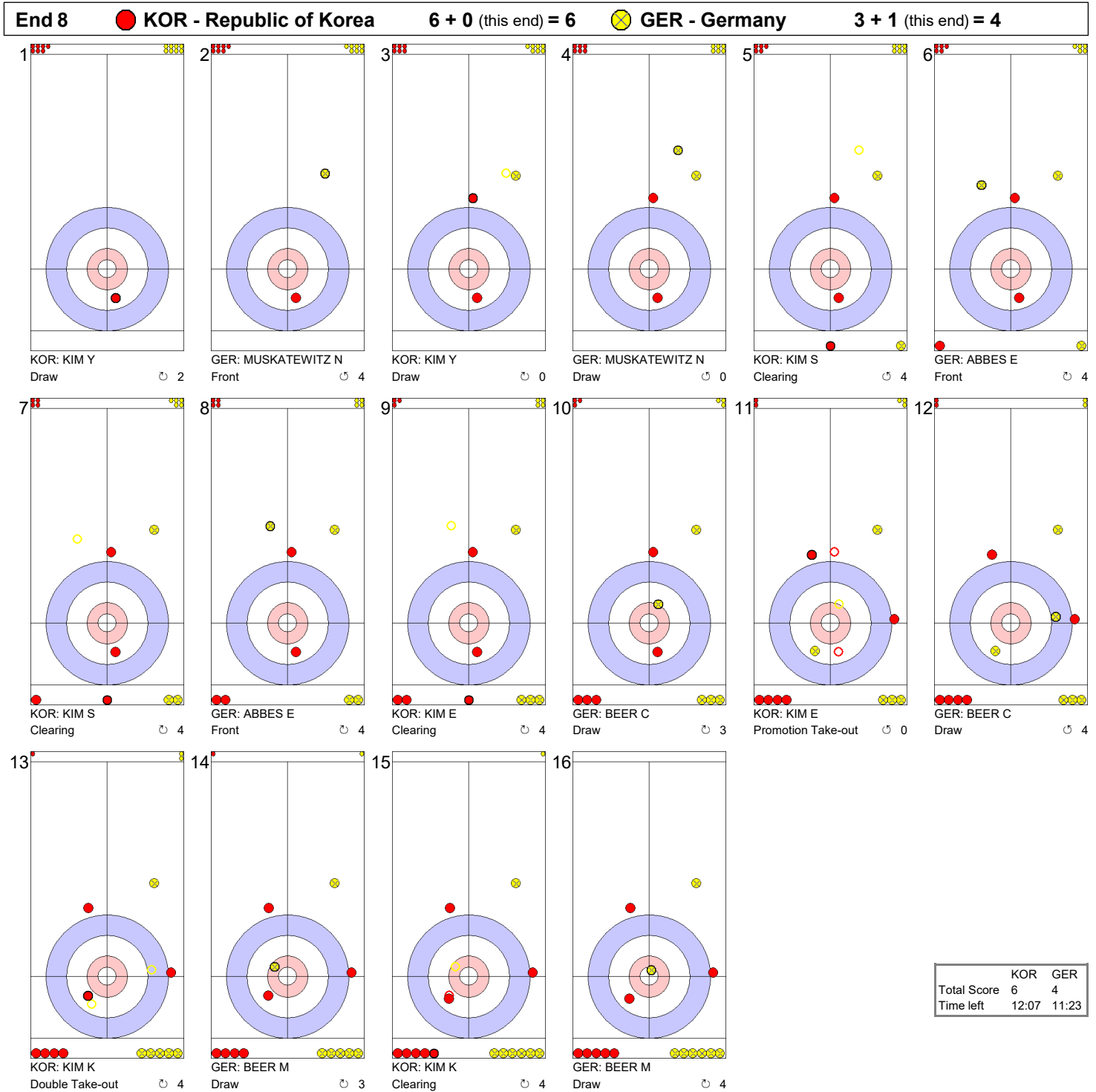


Game - Shot by Shot



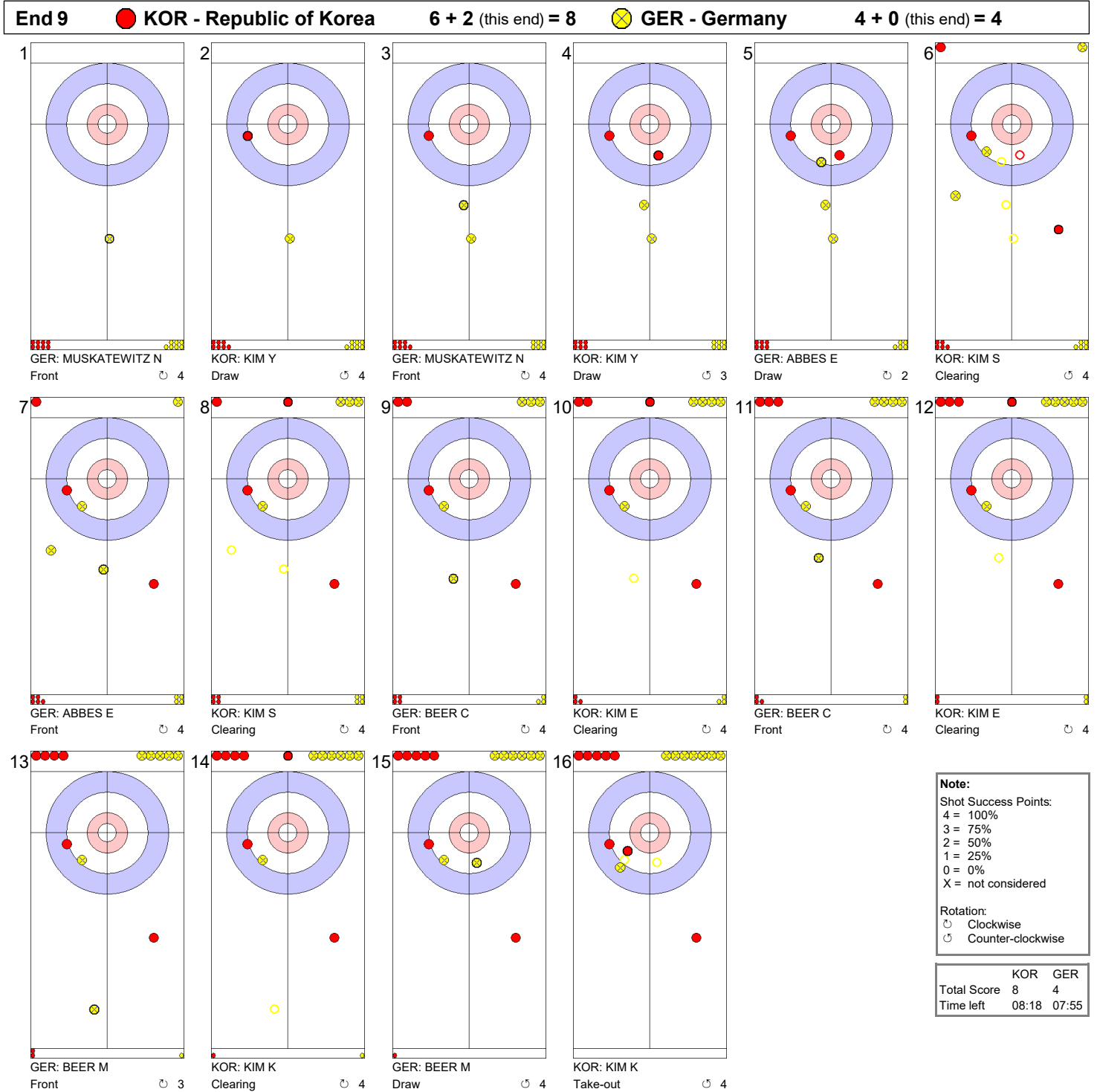


Game - Shot by Shot





Game - Shot by Shot





Game Results

Sheet	Game	Team	LSFE	1	2	3	4	5	6	7	8	9	10	Extra Ends	Total
B	9	KOR - Republic of Korea	*	3	0	1	0	2	0	0	0	2	X		8
	9	GER - Germany		0	1	0	2	0	0	0	1	0	X		4

KOR - Republic of Korea		Shot Success Game
4 V	KIM Kyeongae	92%
3 S	KIM Eunjung	86%
2	KIM Seonyeong	92%
1	KIM Yeongmi	78%
A	-	-
Team Total		87%

GER - Germany		Shot Success Game
4 S	BEER Maike	76%
3	BEER Claudia	75%
2 V	ABBES Emira	65%
1	MUSKATEWITZ Nicole	69%
A	-	-
Team Total		71%

Last Stone Draw		Distance
☺	KIM S	52.7cm
☹	KIM K	13.0cm
Total		65.7cm

Last Stone Draw		Distance
☺	BEER M	87.1cm
☹	MUSKATEWITZ N	78.1cm
Total		165.2cm

Time remaining: 8 minutes 18 seconds

Time remaining: 7 minutes 55 seconds

Shot Success Analysis

KOR - Republic of Korea	Draws	Take-outs	Game
4 KIM Kyeongae	☺ 3 83%	9 94%	12 92%
	☹ 1 100%	5 90%	6 92%
	Total 4 88%	14 93%	18 92%
3 KIM Eunjung	☺ 0 -	9 94%	9 94%
	☹ 1 100%	8 75%	9 78%
	Total 1 100%	17 85%	18 86%
2 KIM Seonyeong	☺ 0 -	8 94%	8 94%
	☹ 1 100%	9 89%	10 90%
	Total 1 100%	17 91%	18 92%
1 KIM Yeongmi	☺ 9 72%	2 100%	11 77%
	☹ 6 75%	1 100%	7 79%
	Total 15 73%	3 100%	18 78%
A -	☺ 0 -	0 -	0 -
	☹ 0 -	0 -	0 -
	Total 0 -	0 -	0 -
Team	☺ 12 75%	28 95%	40 89%
	☹ 9 83%	23 85%	32 84%
	Total 21 79%	51 90%	72 87%

GER - Germany	Draws	Take-outs	Game
4 BEER Maike	☺ 8 88%	2 38%	10 78%
	☹ 5 85%	2 50%	7 75%
	Total 13 87%	4 44%	17 76%
3 BEER Claudia	☺ 9 75%	3 100%	12 81%
	☹ 5 55%	1 100%	6 63%
	Total 14 68%	4 100%	18 75%
2 ABBES Emira	☺ 11 66%	3 100%	14 73%
	☹ 2 0%	2 75%	4 38%
	Total 13 56%	5 90%	18 65%
1 MUSKATEWITZ Nicole	☺ 9 64%	2 75%	11 66%
	☹ 5 65%	2 100%	7 75%
	Total 14 64%	4 88%	18 69%
A -	☺ 0 -	0 -	0 -
	☹ 0 -	0 -	0 -
	Total 0 -	0 -	0 -
Team	☺ 37 72%	10 83%	47 74%
	☹ 17 60%	7 79%	24 66%
	Total 54 69%	17 81%	71 71%

Note:
Team position and functions are attached to each team member's name as follows:
4 = Fourth, 3 = Third, 2 = Second, 1 = Lead, A = Alternate, S = Skip, V = Vice-Skip

Legend:		LSFE(*) Last Stone First End
☺	Clockwise	
☹	Counter-clockwise	
X	Unplayed/unfinished end due to concession	





Game Results

Sheet	Game	Team	LSFE	1	2	3	4	5	6	7	8	9	10	Extra Ends	Total
C	9	GBR - United Kingdom	*	0	0	2	0	1	0	0	0	1	0		4
	9	CHN - People's Republic of China		0	1	0	2	0	0	2	1	0	2		8

GBR - United Kingdom	
4 S	AITKEN Gina
3 V	KERR Rowena
2	HALLIDAY Rachael
1	HANNEN Rachel
A	WARD Angharad

CHN - People's Republic of China	
4 S	MEI Jie
3 V	MA Jingyi
2	YIN Yanxin
1	SUN Chengyu
A	CAO Ying

Last Stone Draw	Distance
⌚ AITKEN G	32.3cm
⌚ HANNEN R	18.0cm
Total	50.3cm

Last Stone Draw	Distance
⌚ MEI J	36.6cm
⌚ MA J	170.6cm
Total	207.2cm

Time remaining: 1 minute 58 seconds

Time remaining: 11 minutes 35 seconds

Time-out: end 10 - GBR stone 7

Note:
Team position and functions are attached to each team member's name as follows:
4 = Fourth, 3 = Third, 2 = Second, 1 = Lead, A = Alternate, S = Skip, V = Vice-Skip

Legend:
⌚ Clockwise ⌚ Counter-clockwise LSFE(*) Last Stone First End





Game Results

Sheet	Game	Team	LSFE	1	2	3	4	5	6	7	8	9	10	Extra Ends	Total
D	9	RUS - Russian Federation	*	0	1	1	0	0	4	0	3	X	X		9
	9	SUI - Switzerland		1	0	0	0	0	0	2	0	X	X		3

RUS - Russian Federation	
4 S	MOISEEVA Victoria
3 V	VASILEVA Uliana
2	ARSENKINA Galina
1	PORTUNOVA Julia
A	DUYUNOVA Maria

SUI - Switzerland	
4 V	HUERLIMANN Briar
3 S	STERN Elena
2	STERN Anna
1	KOLLER Celine
A	ISELI Noelle

Last Stone Draw		Distance
🕒	MOISEEVA V	22.3cm
🕒	PORTUNOVA J	44.3cm
Total		66.6cm

Last Stone Draw		Distance
🕒	STERN A	27.2cm
🕒	STERN E	52.9cm
Total		80.1cm

Time remaining: 16 minutes 54 seconds

Time remaining: 12 minutes 6 seconds

Time-out: end 8 - SUI stone 7

Note:
 Team position and functions are attached to each team member's name as follows:
4 = Fourth, **3** = Third, **2** = Second, **1** = Lead, **A** = Alternate, **S** = Skip, **V** = Vice-Skip

Legend:
 🕒 Clockwise 🕒 Counter-clockwise LSFE(*) Last Stone First End
 X Unplayed/unfinished end due to concession



Game Results

Sheet	Game	Team	LSFE	1	2	3	4	5	6	7	8	9	10	Extra Ends	Total
E	9	KAZ - Kazakhstan	*	2	0	0	2	0	1	0	0	X	X		5
	9	SWE - Sweden		0	4	1	0	3	0	1	4	X	X		13

KAZ - Kazakhstan

4 S YUNICHEVA Ramina
 3 V SURGAY Anastassiya
 2 BAKANOVA Kamila
 1 ALLIYAROVA Sitora
 A KAKHAROVA Zarina

SWE - Sweden

4 S WRANAA Isabella
 3 WAHLIN Jennie
 2 V WINQVIST DE VAL Almida
 1 SJOEBERG Fanny
 A -

Last Stone Draw

⌚ ALLIYAROVA S
 ⌚ BAKANOVA K

Distance

69.2cm
 23.3cm

Total

92.5cm

Time remaining: 5 minutes 39 seconds

Last Stone Draw

⌚ WRANAA I
 ⌚ WINQVIST DE VAL A

Distance

67.0cm
 100.4cm

Total

167.4cm

Time remaining: 18 minutes 41 seconds

Note:

Team position and functions are attached to each team member's name as follows:
 4 = Fourth, 3 = Third, 2 = Second, 1 = Lead, A = Alternate, S = Skip, V = Vice-Skip

Legend:

⌚ Clockwise ⌚ Counter-clockwise
 X Unplayed/unfinished end due to concession

LSFE(*) Last Stone First End



Almaty 2017

28TH WINTER UNIVERSIADE



CURLING

Men's



Entry List by Country

REVISED
1 FEB 13:51

As of WED 1 FEB 2017

CAN - Canada		
4 S	SQUIRES Aaron	R
3 V	KRELL Richard	R
2	NUTTALL Spencer	R
1	REID Fraser	R
A	CUDDIE Russell	R
C	WAITE Jim	

CZE - Czech Republic		
4 S	KLIMA Lukas	R
3 V	CERNOVSKY Marek	R
2	JURIK Martin	R
1	MOKRIS Samuel	R
A	SPLAVEC Jakub	R
C	KUBESKA Karel	

GBR - United Kingdom		
4 S	MOUAT Bruce	R
3 V	LAMMIE Bobby	R
2	CANNON Gregor	R
1	SLOAN Derrick	R
A	SCHREIBER Alasdair	R
C	BREWSTER Cate	

JPN - Japan		
4 S	HIRATA Kohsuke	R
3 V	MIURA Yoshiya	R
2	OTANI Hiromu	R
1	KAMADA Yuto	R
A	SHIKANO Daiki	R
C	KOBAYASHI Hirofumi	

KAZ - Kazakhstan		
4 S	KIM Daniel	R
3 V	ZHUZBAY Abylaikhan	R
2	GARAGUL Dmitriy	R
1	AKHMAD Renas	R
A	IRGEBAY Tamerlan	R
C	KIM Viktor	

KOR - Republic of Korea		
4 S	SEONG Sehyeon	R
3 V	OH Eunsu	R
2	LEE Kijeong	R
1	LEE Kibok	R
A	KIM Chigu	R
C	JANG Banseok	

NOR - Norway		
4 S	WALSTAD Steffen	R
3 V	HOEIBERG Markus	R
2	NEDREGOTTEN Magnus	R
1	ROELVAAG Sander	R
A	-	
C	LINDSTROEM Alexander	

RUS - Russian Federation		
4 S	TIMOFEEV Alexey	R
3 V	GADZHIKHANOV Timur	R
2	RAZHABOV Artur	R
1	ALI Artur	R
A	KLIMOV Evgeny	R
C	KOZYREV Aleksandr	

SWE - Sweden		
4 V	MABERGS Patrik	R
3 S	ESKILSSON Gustav	R
2	NYMAN Fredrik	R
1	PATZ Johannes	R
A	-	
C	PATZ Flemming	

USA - United States of America		
4 S	LEICHTER Alex	R
3 V	CLARK Nate	R
2	BOND Chris	L
1	WEBER Calvin	R
A	STOPERA Andrew	R
C	LEICHTER Frederick	

Note:

Team position and functions are attached to each team member's name as follows:
4 = Fourth, **3** = Third, **2** = Second, **1** = Lead, **A** = Alternate, **S** = Skip, **V** = Vice-Skip, **C** = Coach

Legend:

L Left-handed **R** Right-handed

USA: WEBER Calvin has had the spelling correction of his name



Session Results and Standings

Sheet	Game	Team	LSFE	1	2	3	4	5	6	7	8	9	10	Extra Ends	Total
A	1	KOR - Republic of Korea	*	2	0	0	0	0	3	1	1	0	X		7
	1	USA - United States of America		0	0	2	0	1	0	0	0	1	X		4
B	1	CAN - Canada	*	3	2	0	1	0	1	X	X	X	X		7
	1	KAZ - Kazakhstan		0	0	0	0	1	0	X	X	X	X		1
C	1	GBR - United Kingdom		0	1	0	1	0	2	0	1	1	3		9
	1	RUS - Russian Federation	*	1	0	1	0	2	0	1	0	0	0		5
D	1	SWE - Sweden	*	2	1	2	1	0	2	3	X	X	X		11
	1	CZE - Czech Republic		0	0	0	0	2	0	0	X	X	X		2
E	1	NOR - Norway	*	0	2	0	0	2	0	0	2	0	0		6
	1	JPN - Japan		0	0	0	1	0	2	1	0	2	1		7

Current Standings

Rank	Team	Games	Wins	Losses
1	CAN - Canada	1	1	0
1	GBR - United Kingdom	1	1	0
1	JPN - Japan	1	1	0
1	KOR - Republic of Korea	1	1	0
1	SWE - Sweden	1	1	0
6	CZE - Czech Republic	1	0	1
6	KAZ - Kazakhstan	1	0	1
6	NOR - Norway	1	0	1
6	RUS - Russian Federation	1	0	1
6	USA - United States of America	1	0	1

Note:

Under WCF rules, tie-breaking rules for standings are not applied until after the last game of the Round Robin.

Legend:

LSFE(*) Last Stone First End X Unfinished end due to concession



Session Results and Standings

Sheet	Game	Team	LSFE	1	2	3	4	5	6	7	8	9	10	Extra Ends	Total
A	2	KAZ - Kazakhstan		0	0	0	1	0	0	X	X	X	X		1
	2	SWE - Sweden	*	1	1	0	0	1	5	X	X	X	X		8
B	2	USA - United States of America	*	0	0	0	1	0	1	0	0	1	0		3
	2	CZE - Czech Republic		0	0	0	0	1	0	3	0	0	0		4
C	2	NOR - Norway		2	0	4	0	0	2	0	4	X	X		12
	2	KOR - Republic of Korea	*	0	2	0	1	0	0	1	0	X	X		4
D	2	JPN - Japan	*	0	0	1	0	3	0	0	0	0	X		4
	2	RUS - Russian Federation		0	0	0	1	0	1	1	1	3	X		7
E	2	CAN - Canada		0	1	0	1	0	1	0	1	0	X		4
	2	GBR - United Kingdom	*	3	0	1	0	1	0	1	0	3	X		9

Current Standings

Rank	Team	Games	Wins	Losses
1	GBR - United Kingdom	2	2	0
1	SWE - Sweden	2	2	0
3	CAN - Canada	2	1	1
3	CZE - Czech Republic	2	1	1
3	JPN - Japan	2	1	1
3	KOR - Republic of Korea	2	1	1
3	NOR - Norway	2	1	1
3	RUS - Russian Federation	2	1	1
9	KAZ - Kazakhstan	2	0	2
9	USA - United States of America	2	0	2

Note:

Under WCF rules, tie-breaking rules for standings are not applied until after the last game of the Round Robin.

Legend:

LSFE(*) Last Stone First End X Unfinished end due to concession



Session Results and Standings

Sheet	Game	Team	LSFE	1	2	3	4	5	6	7	8	9	10	Extra Ends	Total
A	3	RUS - Russian Federation	*	2	0	0	0	1	0	0	1	0	0		4
	3	CAN - Canada		0	0	2	1	0	1	0	0	0	1		5
B	3	KOR - Republic of Korea	*	0	1	0	2	0	1	0	0	0	3		7
	3	JPN - Japan		0	0	2	0	1	0	1	1	1	0		6
C	3	USA - United States of America		0	4	0	0	2	0	0	0	0	1		7
	3	SWE - Sweden	*	0	0	2	0	0	1	1	1	1	0		6
D	3	GBR - United Kingdom		0	0	0	0	2	0	1	1	2	1		7
	3	NOR - Norway	*	0	1	0	2	0	1	0	0	0	0		4
E	3	KAZ - Kazakhstan		0	0	0	0	1	0	1	X	X	X		2
	3	CZE - Czech Republic	*	3	1	2	0	0	4	0	X	X	X		10

Current Standings

Rank	Team	Games	Wins	Losses
1	GBR - United Kingdom	3	3	0
2	CAN - Canada	3	2	1
2	CZE - Czech Republic	3	2	1
2	KOR - Republic of Korea	3	2	1
2	SWE - Sweden	3	2	1
6	JPN - Japan	3	1	2
6	NOR - Norway	3	1	2
6	RUS - Russian Federation	3	1	2
6	USA - United States of America	3	1	2
10	KAZ - Kazakhstan	3	0	3

Note:

Under WCF rules, tie-breaking rules for standings are not applied until after the last game of the Round Robin.

Legend:

LSFE(*) Last Stone First End X Unfinished end due to concession



Session Results and Standings

Sheet	Game	Team	LSFE	1	2	3	4	5	6	7	8	9	10	Extra Ends	Total
A	4	CZE - Czech Republic		0	1	0	0	0	0	1	0	X	X		2
	4	NOR - Norway	*	0	0	4	1	1	0	0	1	X	X		7
B	4	GBR - United Kingdom	*	2	0	0	3	2	0	1	X	X	X		8
	4	SWE - Sweden		0	1	1	0	0	1	0	X	X	X		3
C	4	JPN - Japan	*	4	0	0	1	1	0	0	1	0	X		7
	4	KAZ - Kazakhstan		0	1	0	0	0	1	0	0	1	X		3
D	4	RUS - Russian Federation	*	1	0	0	2	0	0	1	0	1	0	1	6
	4	KOR - Republic of Korea		0	1	0	0	1	0	0	2	0	1	0	5
E	4	USA - United States of America	*	0	0	1	0	0	2	0	2	0	1		6
	4	CAN - Canada		0	0	0	0	2	0	2	0	0	0		4

Current Standings

Rank	Team	Games	Wins	Losses
1	GBR - United Kingdom	4	4	0
2	CAN - Canada	4	2	2
2	CZE - Czech Republic	4	2	2
2	JPN - Japan	4	2	2
2	KOR - Republic of Korea	4	2	2
2	NOR - Norway	4	2	2
2	RUS - Russian Federation	4	2	2
2	SWE - Sweden	4	2	2
2	USA - United States of America	4	2	2
10	KAZ - Kazakhstan	4	0	4

Note:

Under WCF rules, tie-breaking rules for standings are not applied until after the last game of the Round Robin.

Legend:

LSFE(*) Last Stone First End X Unfinished end due to concession



Session Results and Standings

Sheet	Game	Team	LSFE	1	2	3	4	5	6	7	8	9	10	Extra Ends	Total
A	5	GBR - United Kingdom	*	2	5	1	2	0	0	X	X	X	X		10
	5	KAZ - Kazakhstan		0	0	0	0	0	1	X	X	X	X		1
B	5	NOR - Norway		0	0	1	1	2	0	0	1	0	0		5
	5	USA - United States of America	*	0	0	0	0	0	1	0	0	2	1		4
C	5	KOR - Republic of Korea		0	2	0	1	0	1	1	0	2	0		7
	5	CZE - Czech Republic	*	1	0	1	0	2	0	0	1	0	2	1	8
D	5	CAN - Canada	*	1	0	2	1	1	0	0	1	0	0		6
	5	JPN - Japan		0	1	0	0	0	2	0	0	1	1		5
E	5	SWE - Sweden	*	2	0	2	0	1	0	4	2	X	X		11
	5	RUS - Russian Federation		0	2	0	2	0	2	0	0	X	X		6

Current Standings

Rank	Team	Games	Wins	Losses
1	GBR - United Kingdom	5	5	0
2	CAN - Canada	5	3	2
2	CZE - Czech Republic	5	3	2
2	NOR - Norway	5	3	2
2	SWE - Sweden	5	3	2
6	JPN - Japan	5	2	3
6	KOR - Republic of Korea	5	2	3
6	RUS - Russian Federation	5	2	3
6	USA - United States of America	5	2	3
10	KAZ - Kazakhstan	5	0	5

Note:

Under WCF rules, tie-breaking rules for standings are not applied until after the last game of the Round Robin.

Legend:

LSFE(*) Last Stone First End X Unplayed/unfinished end due to concession



Session Results and Standings

REVISED
2 FEB 21:50

Sheet	Game	Team	LSFE	1	2	3	4	5	6	7	8	9	10	Extra Ends	Total
A	6	NOR - Norway		1	0	1	1	0	2	1	0	1	X		7
	6	RUS - Russian Federation	*	0	1	0	0	1	0	0	2	0	X		4
B	6	KAZ - Kazakhstan		0	1	0	0	1	0	X	X	X	X		2
	6	KOR - Republic of Korea	*	2	0	4	3	0	4	X	X	X	X		13
C	6	SWE - Sweden	*	0	0	2	0	0	2	0	2	1	0		7
	6	CAN - Canada		0	0	0	1	0	0	3	0	0	1		5
D	6	CZE - Czech Republic	*	0	1	0	0	2	0	0	0	1	0		4
	6	GBR - United Kingdom		1	0	0	2	0	0	1	0	0	1		5
E	6	JPN - Japan		0	0	2	2	0	2	0	0	1	0		7
	6	USA - United States of America	*	0	1	0	0	1	0	1	1	0	1		5

Current Standings

Rank	Team	Games	Wins	Losses
1	GBR - United Kingdom	6	6	0
2	NOR - Norway	6	4	2
2	SWE - Sweden	6	4	2
4	CAN - Canada	6	3	3
4	CZE - Czech Republic	6	3	3
4	JPN - Japan	6	3	3
4	KOR - Republic of Korea	6	3	3
8	RUS - Russian Federation	6	2	4
8	USA - United States of America	6	2	4
10	KAZ - Kazakhstan	6	0	6

Note:

Under WCF rules, tie-breaking rules for standings are not applied until after the last game of the Round Robin.

Legend:

LSFE(*) Last Stone First End X Unplayed/unfinished end due to concession

Game SWE vs CAN: Total score revised



Session Results and Standings

Sheet	Game	Team	LSFE	1	2	3	4	5	6	7	8	9	10	Extra Ends	Total
A	7	CAN - Canada	*	1	0	0	1	0	0	0	X	X	X		2
	7	CZE - Czech Republic		0	2	0	0	1	4	1	X	X	X		8
B	7	JPN - Japan		0	1	0	0	2	0	1	X	X	X		4
	7	GBR - United Kingdom	*	3	0	4	1	0	2	0	X	X	X		10
C	7	RUS - Russian Federation	*	1	0	0	1	1	0	1	0	1	X		5
	7	USA - United States of America		0	0	3	0	0	2	0	2	0	X		7
D	7	NOR - Norway	*	4	1	3	0	0	0	X	X	X	X		8
	7	KAZ - Kazakhstan		0	0	0	0	0	0	X	X	X	X		0
E	7	KOR - Republic of Korea	*	0	1	0	1	0	0	1	2	0	0		5
	7	SWE - Sweden		0	0	2	0	0	1	0	0	4	1		8

Current Standings

Rank	Team	Games	Wins	Losses	
1	GBR - United Kingdom	7	7	0	Q
2	NOR - Norway	7	5	2	
2	SWE - Sweden	7	5	2	
4	CZE - Czech Republic	7	4	3	
5	CAN - Canada	7	3	4	
5	JPN - Japan	7	3	4	
5	KOR - Republic of Korea	7	3	4	
5	USA - United States of America	7	3	4	
9	RUS - Russian Federation	7	2	5	
10	KAZ - Kazakhstan	7	0	7	

Note:

Under WCF rules, tie-breaking rules for standings are not applied until after the last game of the Round Robin.

Legend:

LSFE(*) Last Stone First End

Q Qualified for the semi-finals

X Unplayed/unfinished end due to concession



Session Results and Standings

Sheet	Game	Team	LSFE	1	2	3	4	5	6	7	8	9	10	Extra Ends	Total
A	8	USA - United States of America		0	4	0	0	0	0	2	1	0	X		7
	8	GBR - United Kingdom	*	2	0	2	3	1	1	0	0	0	X		9
B	8	SWE - Sweden	*	1	1	0	3	0	1	1	0	0	X		7
	8	NOR - Norway		0	0	1	0	2	0	0	1	1	X		5
C	8	CZE - Czech Republic		2	0	0	1	0	2	1	2	X	X		8
	8	JPN - Japan	*	0	0	2	0	1	0	0	0	X	X		3
D	8	KOR - Republic of Korea		1	0	5	0	0	0	1	0	1	X		8
	8	CAN - Canada	*	0	1	0	0	1	1	0	1	0	X		4
E	8	RUS - Russian Federation	*	3	0	1	1	2	1	X	X	X	X		8
	8	KAZ - Kazakhstan		0	1	0	0	0	0	X	X	X	X		1

Current Standings

Rank	Team	Games	Wins	Losses	
1	GBR - United Kingdom	8	8	0	Q
2	SWE - Sweden	8	6	2	Q
3	CZE - Czech Republic	8	5	3	
3	NOR - Norway	8	5	3	
5	KOR - Republic of Korea	8	4	4	
6	CAN - Canada	8	3	5	
6	JPN - Japan	8	3	5	
6	RUS - Russian Federation	8	3	5	
6	USA - United States of America	8	3	5	
10	KAZ - Kazakhstan	8	0	8	

Note:

Under WCF rules, tie-breaking rules for standings are not applied until after the last game of the Round Robin.

Legend:

LSFE(*) Last Stone First End

Q Qualified for the semi-finals

X Unplayed/unfinished end due to concession



Session Results and Standings

Sheet	Game	Team	LSFE	1	2	3	4	5	6	7	8	9	10	Extra Ends	Total
A	9	SWE - Sweden	*	0	2	0	0	4	0	0	4	0	X		10
	9	JPN - Japan		0	0	0	1	0	1	0	0	1	X		3
B	9	CZE - Czech Republic	*	0	1	2	1	0	2	0	1	1	X		8
	9	RUS - Russian Federation		1	0	0	0	1	0	3	0	0	X		5
C	9	CAN - Canada		0	2	1	0	0	3	0	0	2	1		9
	9	NOR - Norway	*	1	0	0	0	1	0	2	1	0	0		5
D	9	KAZ - Kazakhstan		1	0	0	1	1	0	1	0	X	X		4
	9	USA - United States of America	*	0	2	2	0	0	3	0	3	X	X		10
E	9	GBR - United Kingdom		0	0	1	0	3	0	0	1	0	X		5
	9	KOR - Republic of Korea	*	1	0	0	1	0	1	0	0	0	X		3

Standings after Round Robin

Rank	Team	Games	Wins	Losses	
1	GBR - United Kingdom	9	9	0	Q
2	SWE - Sweden	9	7	2	Q
3	CZE - Czech Republic	9	6	3	Q
4	NOR - Norway	9	5	4	Q
5	KOR - Republic of Korea	9	4	5	w2
6	USA - United States of America	9	4	5	w1
7	CAN - Canada	9	4	5	w0
8	RUS - Russian Federation	9	3	6	w1
9	JPN - Japan	9	3	6	w0
10	KAZ - Kazakhstan	9	0	9	

Legend:

LSFE(*) Last Stone First End

Q Qualified for the semi-finals

wn Number of wins (n) against tied teams

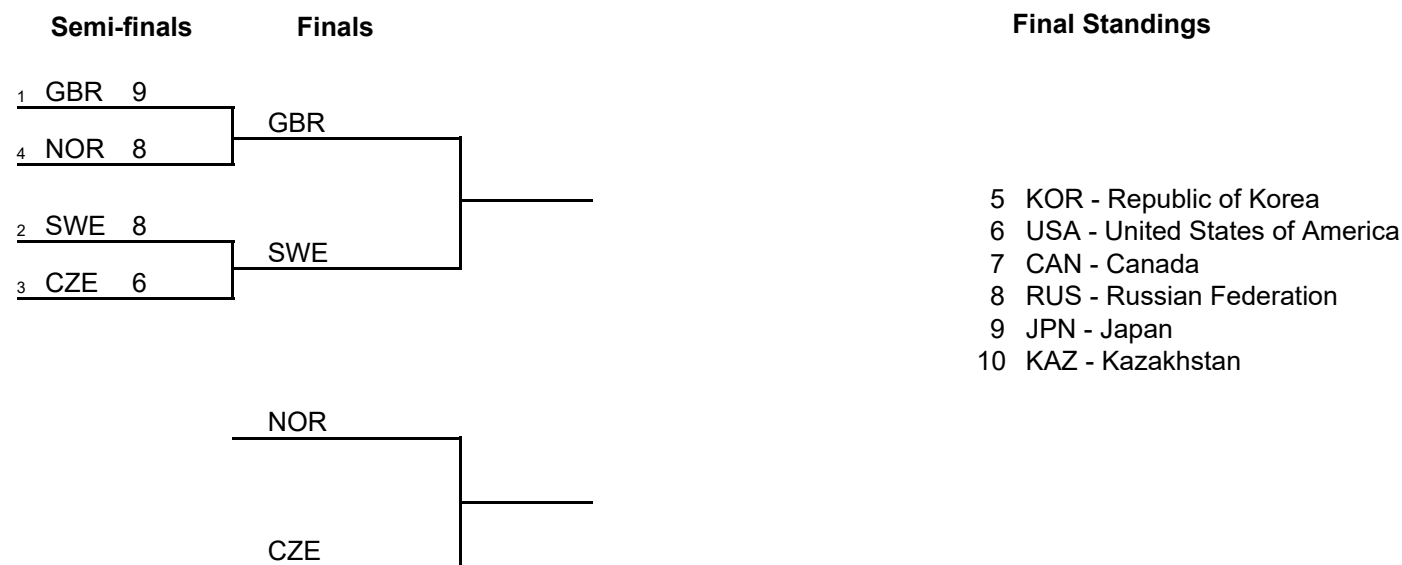
X Unplayed/unfinished end due to concession



Session Results and Standings

Sheet	Game	Team	LSFE	1	2	3	4	5	6	7	8	9	10	Extra Ends	Total
A	10	NOR - Norway		0	2	0	3	0	1	0	0	2	0		8
	10	GBR - United Kingdom	*	1	0	1	0	1	0	3	1	0	2		9
E	10	SWE - Sweden	*	0	2	0	1	0	0	2	0	2	1		8
	10	CZE - Czech Republic		0	0	1	0	1	2	0	2	0	0		6

Championship Bracket



Legend:
 LSFE(*) Last Stone First End

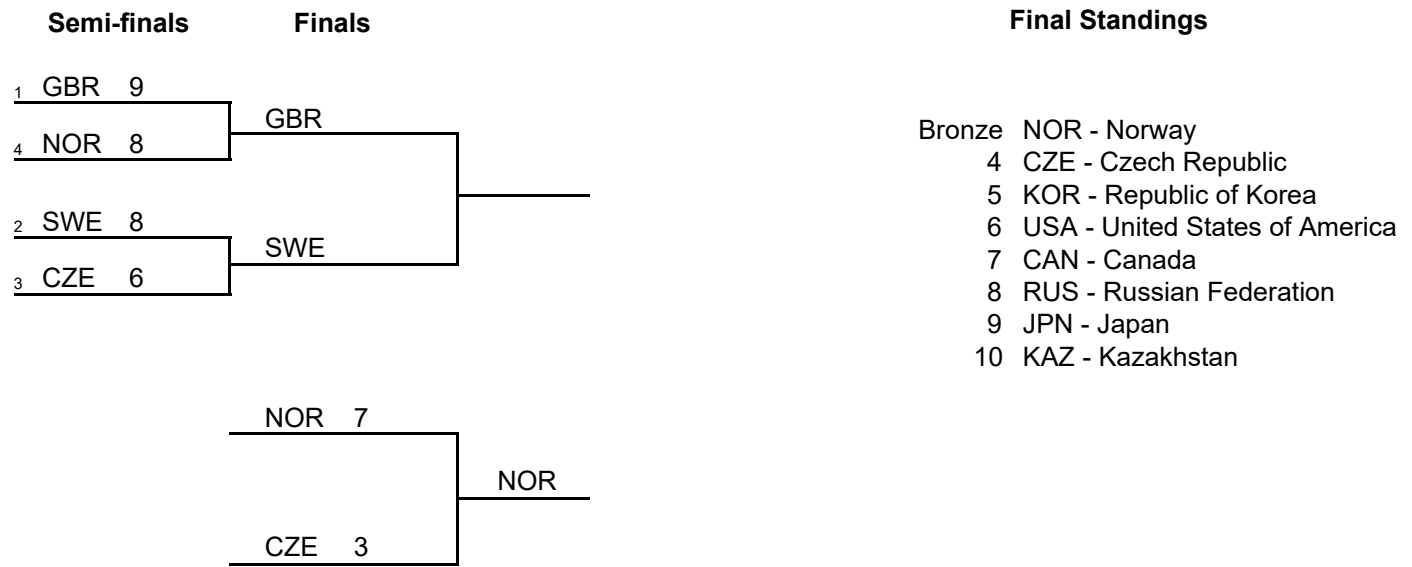




Session Results and Standings

Sheet	Game	Team	LSFE	1	2	3	4	5	6	7	8	9	10	Extra Ends	Total
D	11	NOR - Norway		0	3	0	1	0	1	2	0	X	X		7
	11	CZE - Czech Republic	*	1	0	1	0	0	0	0	1	X	X		3

Championship Bracket



Legend:
 LSFE(*) Last Stone First End X Unplayed/unfinished end due to concession

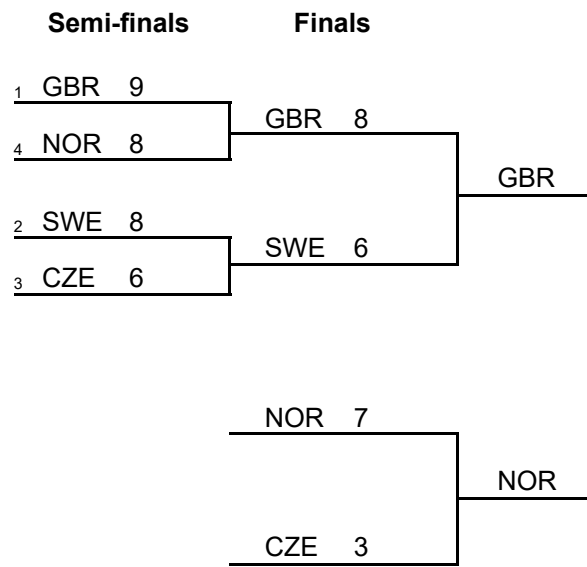




Session Results and Standings

Sheet	Game	Team	LSFE	1	2	3	4	5	6	7	8	9	10	Extra Ends	Total
B	11	SWE - Sweden		0	0	2	0	0	0	2	2	0	0		6
	11	GBR - United Kingdom	*	2	2	0	0	1	0	0	0	2	1		8

Championship Bracket



Final Standings

- Gold GBR - United Kingdom
- Silver SWE - Sweden
- Bronze NOR - Norway
- 4 CZE - Czech Republic
- 5 KOR - Republic of Korea
- 6 USA - United States of America
- 7 CAN - Canada
- 8 RUS - Russian Federation
- 9 JPN - Japan
- 10 KAZ - Kazakhstan

Legend:
 LSFE(*) Last Stone First End





Almaty 2017
28TH WINTER UNIVERSIADE



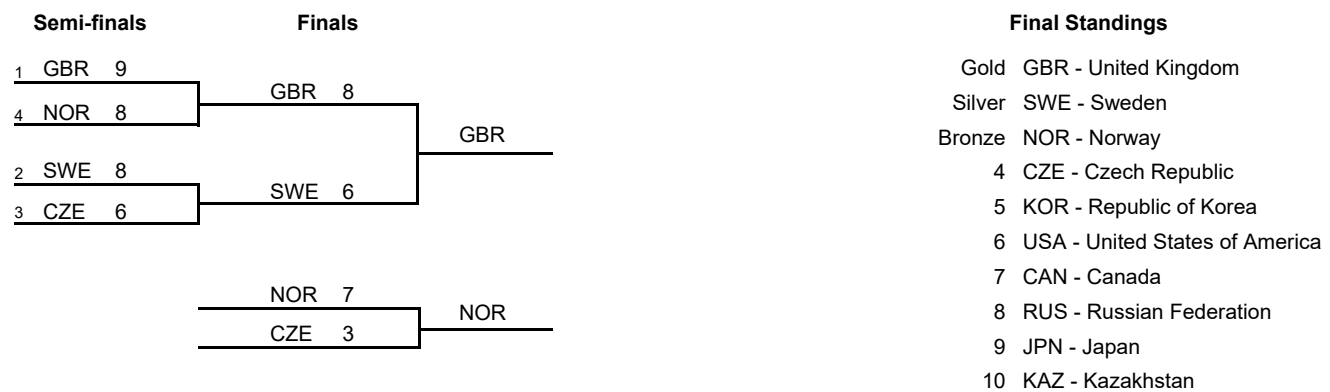
Competition Summary

Session	Date	Time	Sheet A	Sheet B	Sheet C	Sheet D	Sheet E
Session 1	30 JAN	14:00	KOR - USA 7:4	CAN - KAZ 7:1	GBR - RUS 9:5	SWE - CZE 11:2	NOR - JPN 6:7
Session 2	31 JAN	9:00	KAZ - SWE 1:8	USA - CZE 3:4	NOR - KOR 12:4	JPN - RUS 4:7	CAN - GBR 4:9
Session 3	31 JAN	19:00	RUS - CAN 4:5	KOR - JPN 7:6	USA - SWE 7:6	GBR - NOR 7:4	KAZ - CZE 2:10
Session 4	1 FEB	14:00	CZE - NOR 2:7	GBR - SWE 8:3	JPN - KAZ 7:3	RUS - KOR 6:5	USA - CAN 6:4
Session 5	2 FEB	9:00	GBR - KAZ 10:1	NOR - USA 5:4	KOR - CZE 7:8	CAN - JPN 6:5	SWE - RUS 11:6
Session 6	2 FEB	19:00	NOR - RUS 7:4	KAZ - KOR 2:13	SWE - CAN 7:5	CZE - GBR 4:5	JPN - USA 7:5
Session 7	3 FEB	14:00	CAN - CZE 2:8	JPN - GBR 4:10	RUS - USA 5:7	NOR - KAZ 8:0	KOR - SWE 5:8
Session 8	4 FEB	9:00	USA - GBR 7:9	SWE - NOR 7:5	CZE - JPN 8:3	KOR - CAN 8:4	RUS - KAZ 8:1
Session 9	4 FEB	19:00	SWE - JPN 10:3	CZE - RUS 8:5	CAN - NOR 9:5	KAZ - USA 4:10	GBR - KOR 5:3
Semi-finals	6 FEB	9:00	NOR - GBR 8:9				SWE - CZE 8:6
Bronze Medal	6 FEB	16:00				NOR - CZE 7:3	
Gold Medal	7 FEB	14:00		SWE - GBR 6:8			

Standings after Round Robin

Rank	Team	Games	Wins	Losses	
1	GBR - United Kingdom	9	9	0	Q
2	SWE - Sweden	9	7	2	Q
3	CZE - Czech Republic	9	6	3	Q
4	NOR - Norway	9	5	4	Q
5	KOR - Republic of Korea	9	4	5	w2
6	USA - United States of America	9	4	5	w1
7	CAN - Canada	9	4	5	w0
8	RUS - Russian Federation	9	3	6	w1
9	JPN - Japan	9	3	6	w0
10	KAZ - Kazakhstan	9	0	9	

Championship Bracket



Legend:

Q Qualified for the semi-finals

wn Number of wins (n) against tied teams





Almaty 2017
28TH WINTER UNIVERSIADE



Final Standings

Rank	Team	Players	Position - Function
Gold	GBR - United Kingdom	MOUAT Bruce LAMMIE Bobby CANNON Gregor SLOAN Derrick SCHREIBER Alasdair	4 S 3 V 2 1 A
Silver	SWE - Sweden	MABERGS Patrik ESKILSSON Gustav NYMAN Fredrik PATZ Johannes -	4 V 3 S 2 1 A
Bronze	NOR - Norway	WALSTAD Steffen HOEIBERG Markus NEDREGOTTEN Magnus ROELVAAG Sander -	4 S 3 V 2 1 A
4	CZE - Czech Republic	KLIMA Lukas CERNOVSKY Marek JURIK Martin MOKRIS Samuel SPLAVEC Jakub	4 S 3 V 2 1 A
5	KOR - Republic of Korea	SEONG Sehyeon OH Eunsu LEE Kijeong LEE Kibok KIM Chigu	4 S 3 V 2 1 A
6	USA - United States of America	LEICHTER Alex CLARK Nate BOND Chris WEBER Calvin STOPERA Andrew	4 S 3 V 2 1 A
7	CAN - Canada	SQUIRES Aaron KRELL Richard NUTTALL Spencer REID Fraser CUDDIE Russell	4 S 3 V 2 1 A
8	RUS - Russian Federation	TIMOFEEV Alexey GADZHIKHANOV Timur RAZHABOV Artur ALI Artur KLIMOV Evgeny	4 S 3 V 2 1 A
9	JPN - Japan	HIRATA Kohsuke MIURA Yoshiya OTANI Hiromu KAMADA Yuto SHIKANO Daiki	4 S 3 V 2 1 A
10	KAZ - Kazakhstan	KIM Daniel ZHUZBAY Abylaikhan GARAGUL Dmitriy AKHMAD Renas IRGEBAY Tamerlan	4 S 3 V 2 1 A

Note:

Team position and functions are attached to each team member's name as follows:
4 = Fourth, **3** = Third, **2** = Second, **1** = Lead, **A** = Alternate, **S** = Skip, **V** = Vice-Skip



Competition Matrix

Team	CAN	CZE	GBR	JPN	KAZ	KOR	NOR	RUS	SWE	USA
CAN		2 - 8	4 - 9	6 - 5	7 - 1	4 - 8	9 - 5	5 - 4	5 - 7	4 - 6
CZE	8 - 2		4 - 5	8 - 3	10 - 2	8 - 7	2 - 7	8 - 5	2 - 11	4 - 3
GBR	9 - 4	5 - 4		10 - 4	10 - 1	5 - 3	7 - 4	9 - 5	8 - 3	9 - 7
JPN	5 - 6	3 - 8	4 - 10		7 - 3	6 - 7	7 - 6	4 - 7	3 - 10	7 - 5
KAZ	1 - 7	2 - 10	1 - 10	3 - 7		2 - 13	0 - 8	1 - 8	1 - 8	4 - 10
KOR	8 - 4	7 - 8	3 - 5	7 - 6	13 - 2		4 - 12	5 - 6	5 - 8	7 - 4
NOR	5 - 9	7 - 2	4 - 7	6 - 7	8 - 0	12 - 4		7 - 4	5 - 7	5 - 4
RUS	4 - 5	5 - 8	5 - 9	7 - 4	8 - 1	6 - 5	4 - 7		6 - 11	5 - 7
SWE	7 - 5	11 - 2	3 - 8	10 - 3	8 - 1	8 - 5	7 - 5	11 - 6		6 - 7
USA	6 - 4	3 - 4	7 - 9	5 - 7	10 - 4	4 - 7	4 - 5	7 - 5	7 - 6	

Standings after Round Robin

Rank	Team	Games	Wins	Losses	
1	GBR - United Kingdom	9	9	0	Q
2	SWE - Sweden	9	7	2	Q
3	CZE - Czech Republic	9	6	3	Q
4	NOR - Norway	9	5	4	Q
5	KOR - Republic of Korea	9	4	5	w2
6	USA - United States of America	9	4	5	w1
7	CAN - Canada	9	4	5	w0
8	RUS - Russian Federation	9	3	6	w1
9	JPN - Japan	9	3	6	w0
10	KAZ - Kazakhstan	9	0	9	

Legend:

Q Qualified for the semi-finals

wn Number of wins (n) against tied teams



Almaty 2017
28TH WINTER UNIVERSIADE



Draw Shot Challenge

Rank	Team	Stone Rotation	Last Stone Draw in each Round Robin Game									DSC
			1	2	3	4	5	6	7	8	9	
1	SWE - Sweden	↻	3.1	8.4	44.7	19.7	3.3	9.7	8.6	15.9	51.3	29.84cm
		↻	70.7	17.7	35.3	199.6	96.4	17.4	108.6	52.4	22.9	
2	GBR - United Kingdom	↻	148.0	55.9	28.7	8.1	15.6	199.6	15.5	144.5	80.4	31.04cm
		↻	33.7	3.4	7.4	2.1	70.8	6.7	11.7	2.5	9.7	
3	RUS - Russian Federation	↻	37.7	127.4	50.6	16.5	199.6	18.9	34.6	1.4	19.5	39.24cm
		↻	14.6	150.3	16.2	18.5	91.1	38.1	75.4	34.6	32.7	
4	CAN - Canada	↻	40.2	63.3	46.6	19.9	45.8	30.6	18.4	96.1	69.5	39.73cm
		↻	151.2	12.6	32.7	54.4	24.8	42.2	25.7	130.4	12.9	
5	KOR - Republic of Korea	↻	12.6	199.6	21.8	6.9	58.1	26.7	6.1	151.2	14.6	45.35cm
		↻	29.7	48.6	125.9	128.0	20.9	25.9	12.9	199.6	35.7	
6	CZE - Czech Republic	↻	49.0	38.9	35.3	115.9	19.1	16.6	20.2	108.3	24.1	50.31cm
		↻	157.4	153.9	10.2	94.6	48.0	21.8	32.0	145.1	25.9	
7	USA - United States of America	↻	20.7	11.1	71.4	46.6	37.8	60.7	20.6	153.6	8.5	51.95cm
		↻	199.6	126.4	86.8	25.7	60.0	24.8	122.5	84.3	23.3	
8	NOR - Norway	↻	34.8	101.4	8.0	100.5	153.1	108.1	72.1	168.0	13.4	53.41cm
		↻	10.7	199.6	24.1	80.5	39.7	26.0	26.1	38.7	17.3	
9	JPN - Japan	↻	50.3	100.3	199.6	87.4	95.6	78.9	26.7	62.7	172.5	72.36cm
		↻	13.8	46.1	145.4	21.3	199.6	47.4	57.6	98.0	53.8	
10	KAZ - Kazakhstan	↻	121.0	92.1	7.3	36.8	58.9	160.9	46.7	199.6	41.0	99.50cm
		↻	95.9	199.6	95.3	199.6	199.6	32.1	199.6	124.6	80.6	

Note:
The Draw Shot Challenge (DSC) is the average distance of all the individual Last Stone Draw stones, which were delivered by a team during the round robin. The two least favourable results will be eliminated before calculating the average distance. The team with the lesser DSC receives the higher ranking. If the DSCs are equal then the team with the best non-equal counting LSD receives the higher ranking. In the case where all counting LSDs are equal, the team ranked higher in the WCF World Rankings is ranked higher.

Legend:
↻ Clockwise ↻ Counter-clockwise **DSC** Draw Shot Challenge





Almaty 2017
28TH WINTER UNIVERSIADE



Scoring Analysis

Team	Games		Stolen		Points Scored						Total	Plus / Minus
			LSFE	Ends	0	1	2	3	4	>4		
GBR - United Kingdom	11	For	7	17	7	26	15	8	1	1	89	+40
		Against	4	4	5	22	10	1	1	0	49	
SWE - Sweden	11	For	8	17	9	22	18	2	4	1	85	+29
		Against	3	7	5	18	14	2	1	0	56	
NOR - Norway	11	For	5	16	6	23	13	3	4	0	74	+18
		Against	6	12	9	27	10	3	0	0	56	
KOR - Republic of Korea	9	For	6	6	4	21	8	3	2	1	59	+4
		Against	3	7	8	24	8	1	3	0	55	
CZE - Czech Republic	11	For	5	13	4	23	13	2	2	0	63	+3
		Against	6	12	11	25	11	3	1	0	60	
USA - United States of America	9	For	5	7	12	16	10	3	2	0	53	+2
		Against	4	15	7	22	10	3	0	0	51	
CAN - Canada	9	For	4	8	7	23	7	3	0	0	46	-7
		Against	5	7	8	20	9	2	1	1	53	
RUS - Russian Federation	9	For	6	8	3	25	8	3	0	0	50	-7
		Against	3	10	5	22	11	3	1	0	57	
JPN - Japan	9	For	3	7	7	21	9	1	1	0	46	-16
		Against	6	10	6	21	10	3	3	0	62	
KAZ - Kazakhstan	9	For	0	2	7	15	0	0	0	0	15	-66
		Against	9	17	2	14	8	7	5	2	81	
Total	49			101	66	215	101	28	16	3	580	

Note:
Stolen ends are the ends won without the last stone advantage.

Legend:
>4 More than four points scored LSFE Last Stone First End





Almaty 2017
28TH WINTER UNIVERSIADE



Summary of Big Ends

Points Scored	By	Against	Session	End	Game Result
5	GBR - United Kingdom	KAZ - Kazakhstan	5	2	10 : 1
5	KOR - Republic of Korea	CAN - Canada	8	3	8 : 4
5	SWE - Sweden	KAZ - Kazakhstan	2	6	8 : 1
4	CZE - Czech Republic	KAZ - Kazakhstan	3	6	10 : 2
4	CZE - Czech Republic	CAN - Canada	7	6	8 : 2
4	GBR - United Kingdom	JPN - Japan	7	3	10 : 4
4	JPN - Japan	KAZ - Kazakhstan	4	1	7 : 3
4	KOR - Republic of Korea	KAZ - Kazakhstan	6	3	13 : 2
4	KOR - Republic of Korea	KAZ - Kazakhstan	6	6	13 : 2
4	NOR - Norway	KOR - Republic of Korea	2	3	12 : 4
4	NOR - Norway	KOR - Republic of Korea	2	8	12 : 4
4	NOR - Norway	CZE - Czech Republic	4	3	7 : 2
4	NOR - Norway	KAZ - Kazakhstan	7	1	8 : 0
4	SWE - Sweden	RUS - Russian Federation	5	7	11 : 6
4	SWE - Sweden	KOR - Republic of Korea	7	9	8 : 5
4	SWE - Sweden	JPN - Japan	9	5	10 : 3
4	SWE - Sweden	JPN - Japan	9	8	10 : 3
4	USA - United States of America	SWE - Sweden	3	2	7 : 6
4	USA - United States of America	GBR - United Kingdom	8	2	7 : 9

Note:
Big ends are defined as ends with a score of four or more points.





Medallists

Medal	Country	Name
GOLD	GBR - United Kingdom	MOUAT Bruce LAMMIE Bobby CANNON Gregor SLOAN Derrick SCHREIBER Alasdair BREWSTER Cate
SILVER	SWE - Sweden	MABERGS Patrik ESKILSSON Gustav NYMAN Fredrik PATZ Johannes PATZ Flemming
BRONZE	NOR - Norway	WALSTAD Steffen HOEIBERG Markus NEDREGOTTEN Magnus ROELVAAG Sander LINDSTROEM Alexander



Game Results

Sheet	Game	Team	LSFE	1	2	3	4	5	6	7	8	9	10	Extra Ends	Total
D	11	NOR - Norway		0	3	0	1	0	1	2	0	X	X		7
	11	CZE - Czech Republic	*	1	0	1	0	0	0	0	1	X	X		3

NOR - Norway	
4 S	WALSTAD Steffen
3 V	HOEIBERG Markus
2	NEDREGOTTEN Magnus
1	ROELVAAG Sander
A	-

CZE - Czech Republic	
4 S	KLIMA Lukas
3 V	CERNOVSKY Marek
2	JURIK Martin
1	MOKRIS Samuel
A	SPLAVEC Jakub

Time remaining: 15 minutes 50 seconds

Time remaining: 5 minutes 17 seconds

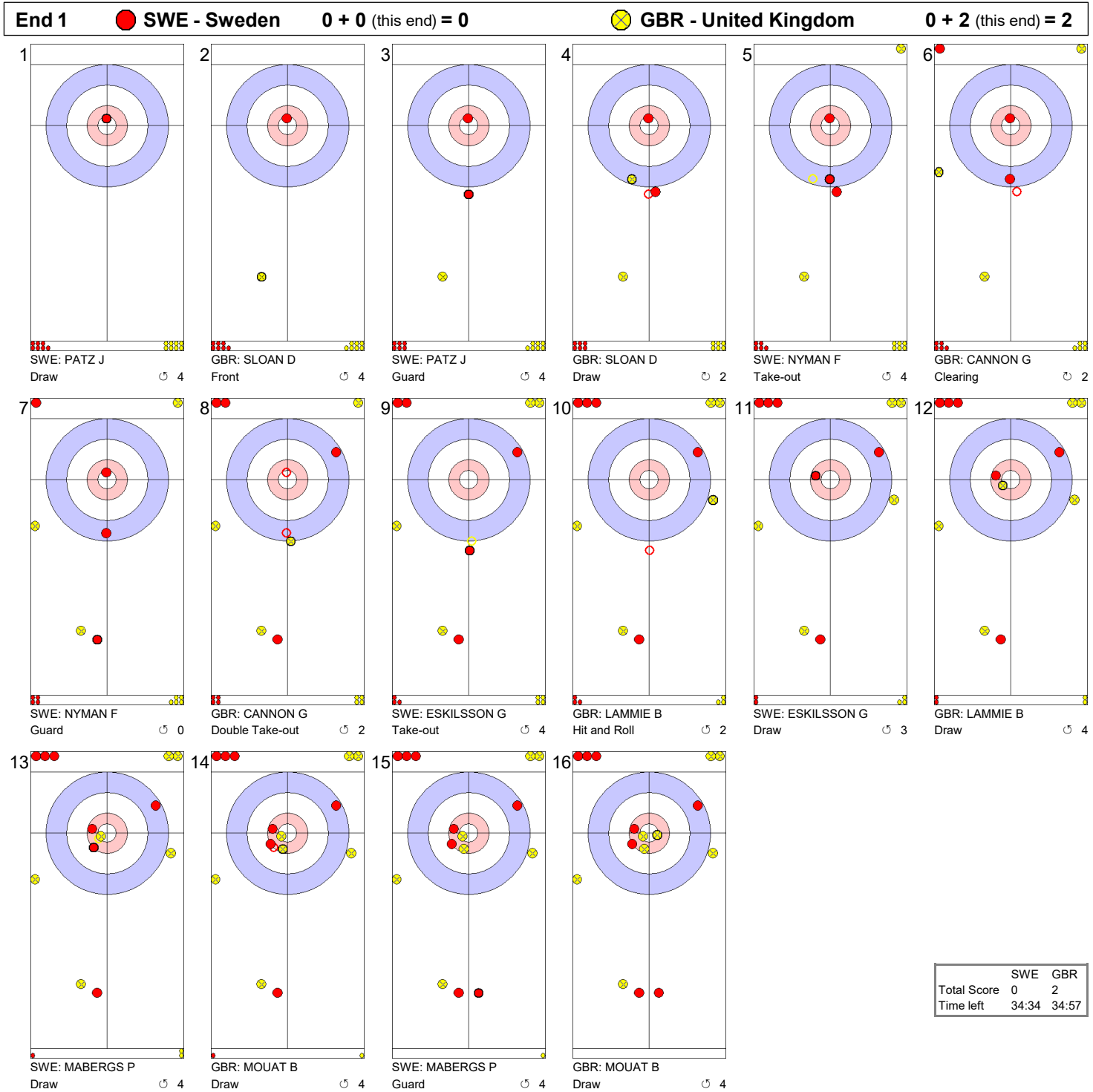
Note:
 Team position and functions are attached to each team member's name as follows:
 4 = Fourth, 3 = Third, 2 = Second, 1 = Lead, A = Alternate, S = Skip, V = Vice-Skip

Legend:
 LSFE(*) Last Stone First End X Unplayed/unfinished end due to concession





Game - Shot by Shot





Game - Shot by Shot



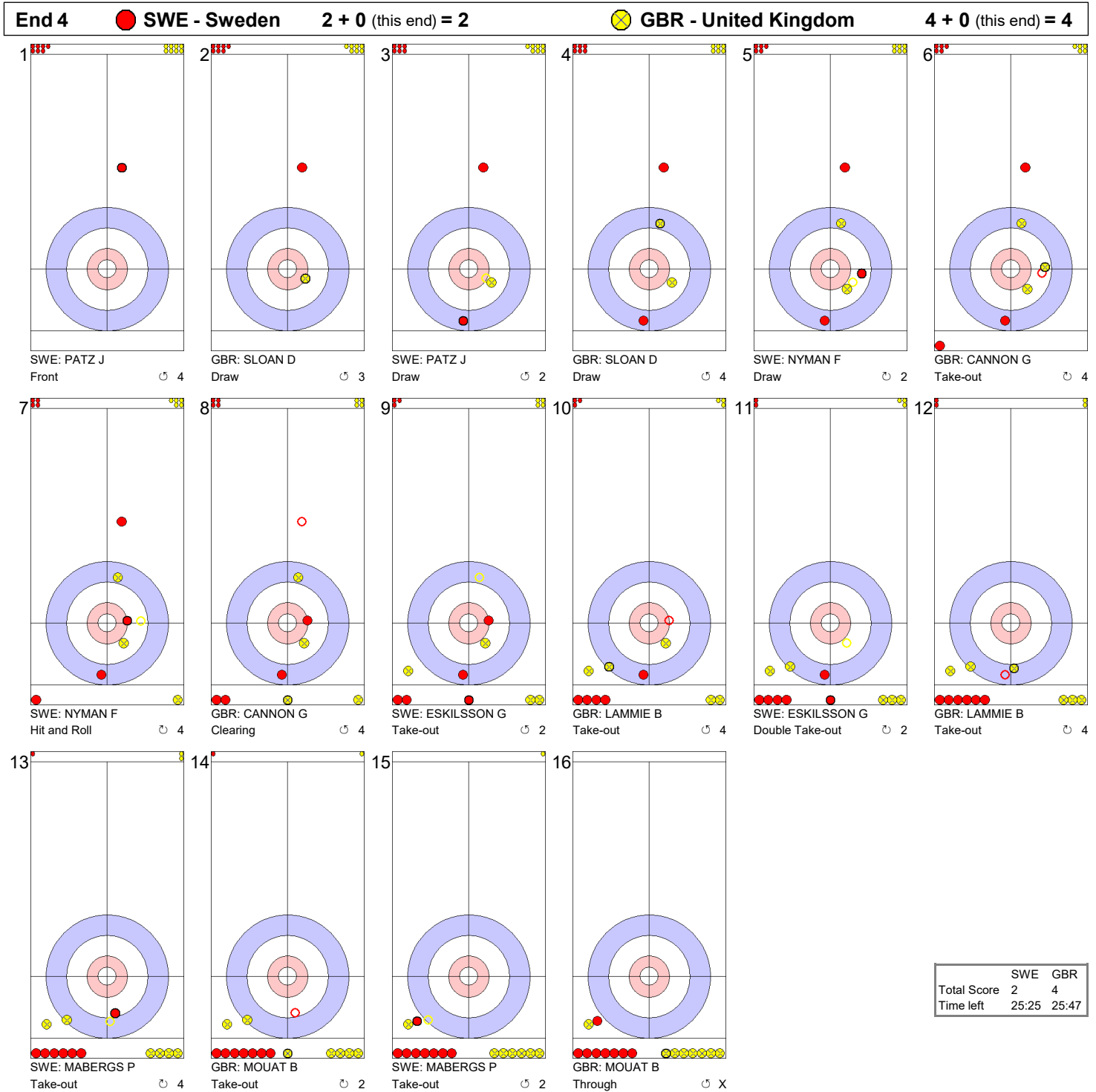


Game - Shot by Shot



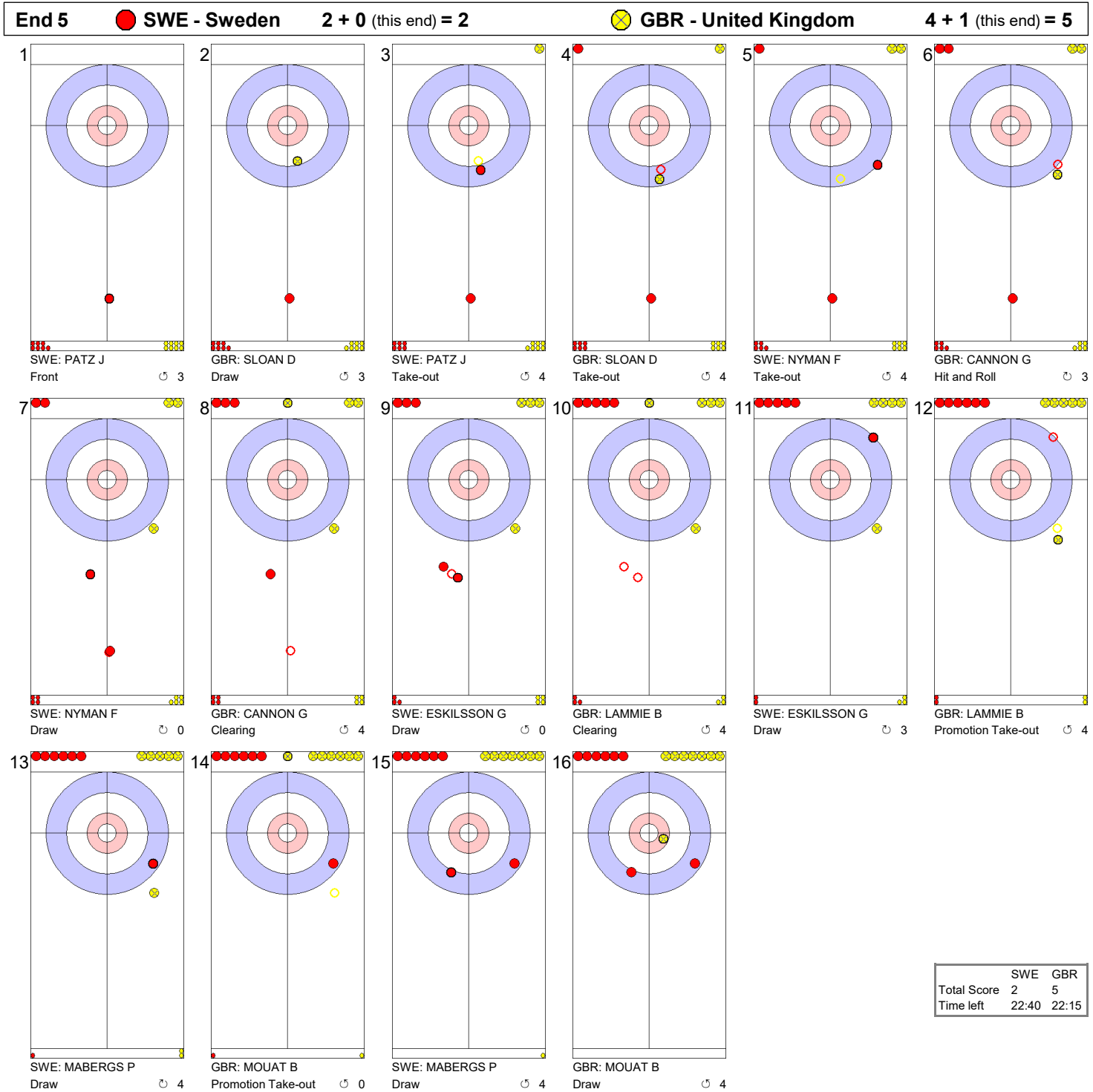


Game - Shot by Shot





Game - Shot by Shot



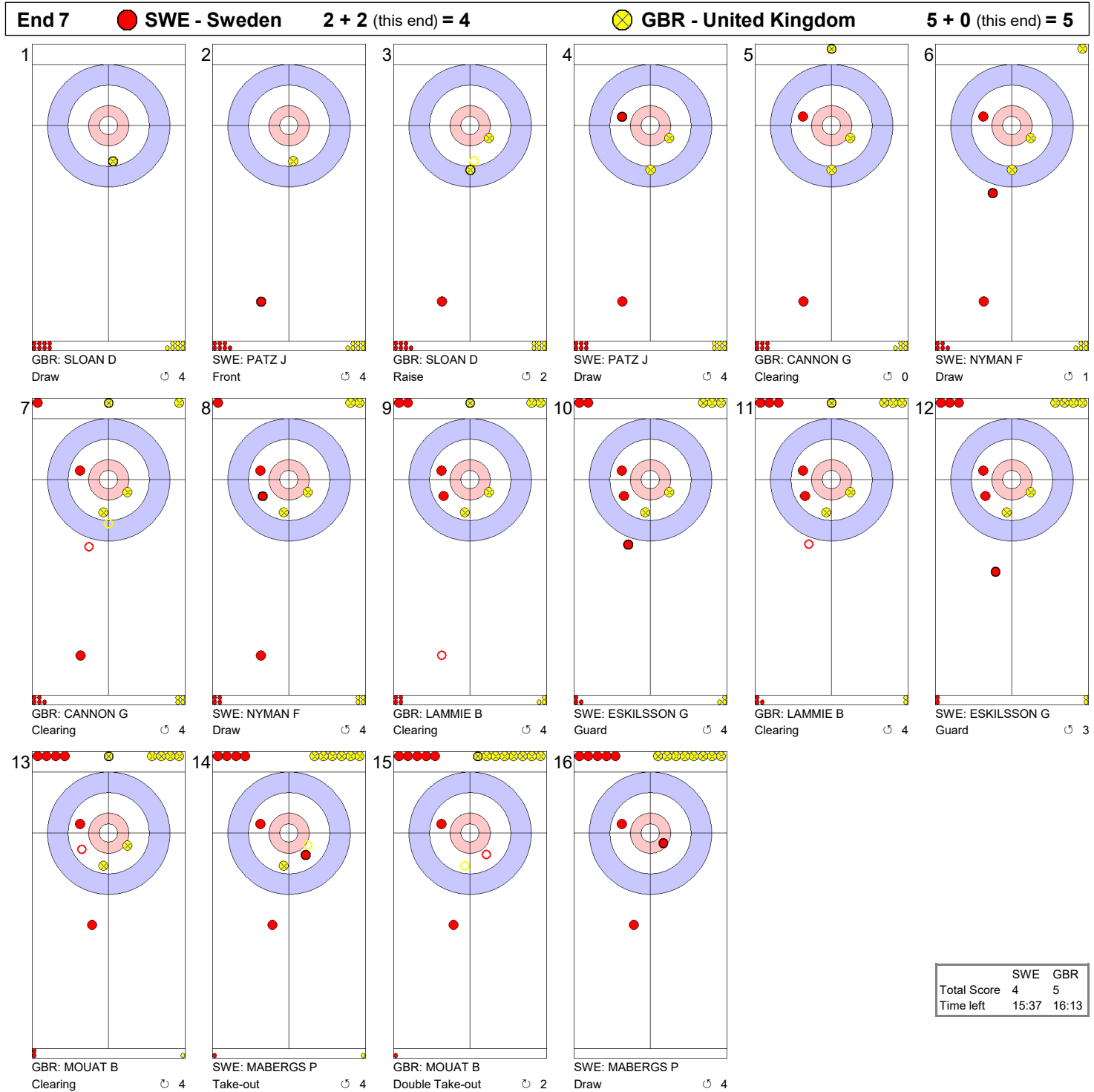


Game - Shot by Shot





Game - Shot by Shot



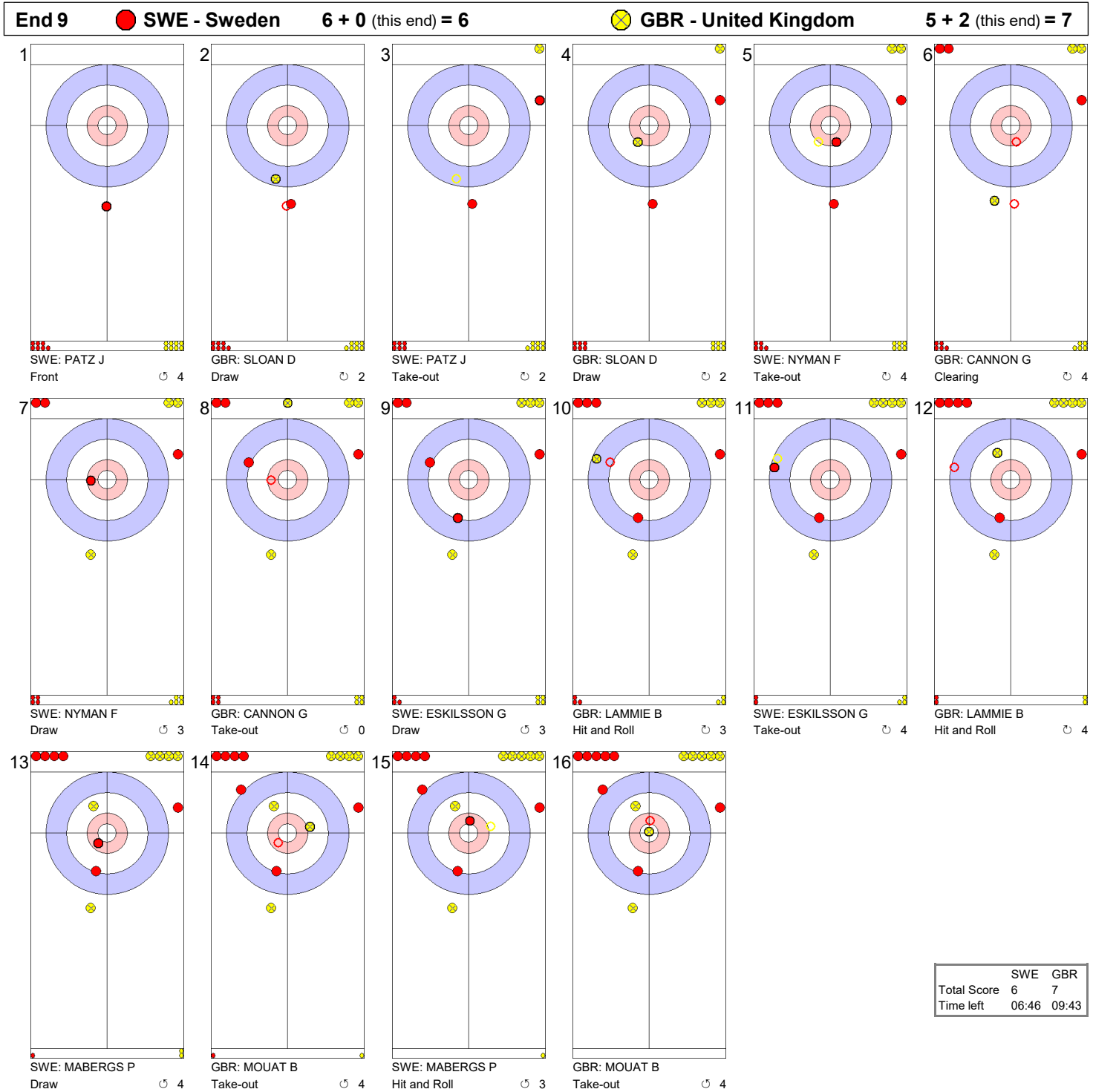


Game - Shot by Shot





Game - Shot by Shot





Game - Shot by Shot





Game Results

Sheet	Game	Team	LSFE	1	2	3	4	5	6	7	8	9	10	Extra Ends	Total
B	11	SWE - Sweden		0	0	2	0	0	0	2	2	0	0		6
	11	GBR - United Kingdom	*	2	2	0	0	1	0	0	0	2	1		8

SWE - Sweden		Shot Success Game
4 V	MABERGS Patrik	79%
3 S	ESKILSSON Gustav	73%
2	NYMAN Fredrik	64%
1	PATZ Johannes	81%
A	-	-
Team Total		74%

GBR - United Kingdom		Shot Success Game
4 S	MOUAT Bruce	67%
3 V	LAMMIE Bobby	86%
2	CANNON Gregor	74%
1	SLOAN Derrick	74%
A	SCHREIBER Alasdair	-
Team Total		75%

Time remaining: 1 minute 36 seconds

Time remaining: 5 minutes 18 seconds

Time-out: end 10 - SWE stone 8

Shot Success Analysis

SWE - Sweden		Draws	Take-outs	Game
4 MABERGS Patrik	↻	4 63%	3 67%	7 64%
	↺	8 94%	4 75%	12 88%
	Total	12 83%	7 71%	19 79%
3 ESKILSSON Gustav	↻	2 75%	4 88%	6 83%
	↺	9 67%	5 70%	14 68%
	Total	11 68%	9 78%	20 73%
2 NYMAN Fredrik	↻	5 45%	3 100%	8 66%
	↺	9 50%	3 100%	12 63%
	Total	14 48%	6 100%	20 64%
1 PATZ Johannes	↻	2 100%	1 50%	3 83%
	↺	16 80%	1 100%	17 81%
	Total	18 82%	2 75%	20 81%
A -	↻	0 -	0 -	0 -
	↺	0 -	0 -	0 -
	Total	0 -	0 -	0 -
Team	↻	13 63%	11 82%	24 72%
	↺	42 73%	13 81%	55 75%
	Total	55 71%	24 81%	79 74%

GBR - United Kingdom		Draws	Take-outs	Game
4 MOUAT Bruce	↻	3 33%	6 63%	9 53%
	↺	5 100%	5 60%	10 80%
	Total	8 75%	11 61%	19 67%
3 LAMMIE Bobby	↻	0 -	8 91%	8 91%
	↺	3 50%	9 94%	12 83%
	Total	3 50%	17 93%	20 86%
2 CANNON Gregor	↻	2 100%	5 85%	7 89%
	↺	0 -	13 65%	13 65%
	Total	2 100%	18 71%	20 74%
1 SLOAN Derrick	↻	7 61%	1 0%	8 53%
	↺	10 85%	2 100%	12 88%
	Total	17 75%	3 67%	20 74%
A SCHREIBER Alasdair	↻	0 -	0 -	0 -
	↺	0 -	0 -	0 -
	Total	0 -	0 -	0 -
Team	↻	12 60%	20 76%	32 70%
	↺	18 83%	29 76%	47 79%
	Total	30 74%	49 76%	79 75%

Note:

Team position and functions are attached to each team member's name as follows:
4 = Fourth, **3** = Third, **2** = Second, **1** = Lead, **A** = Alternate, **S** = Skip, **V** = Vice-Skip

Legend:

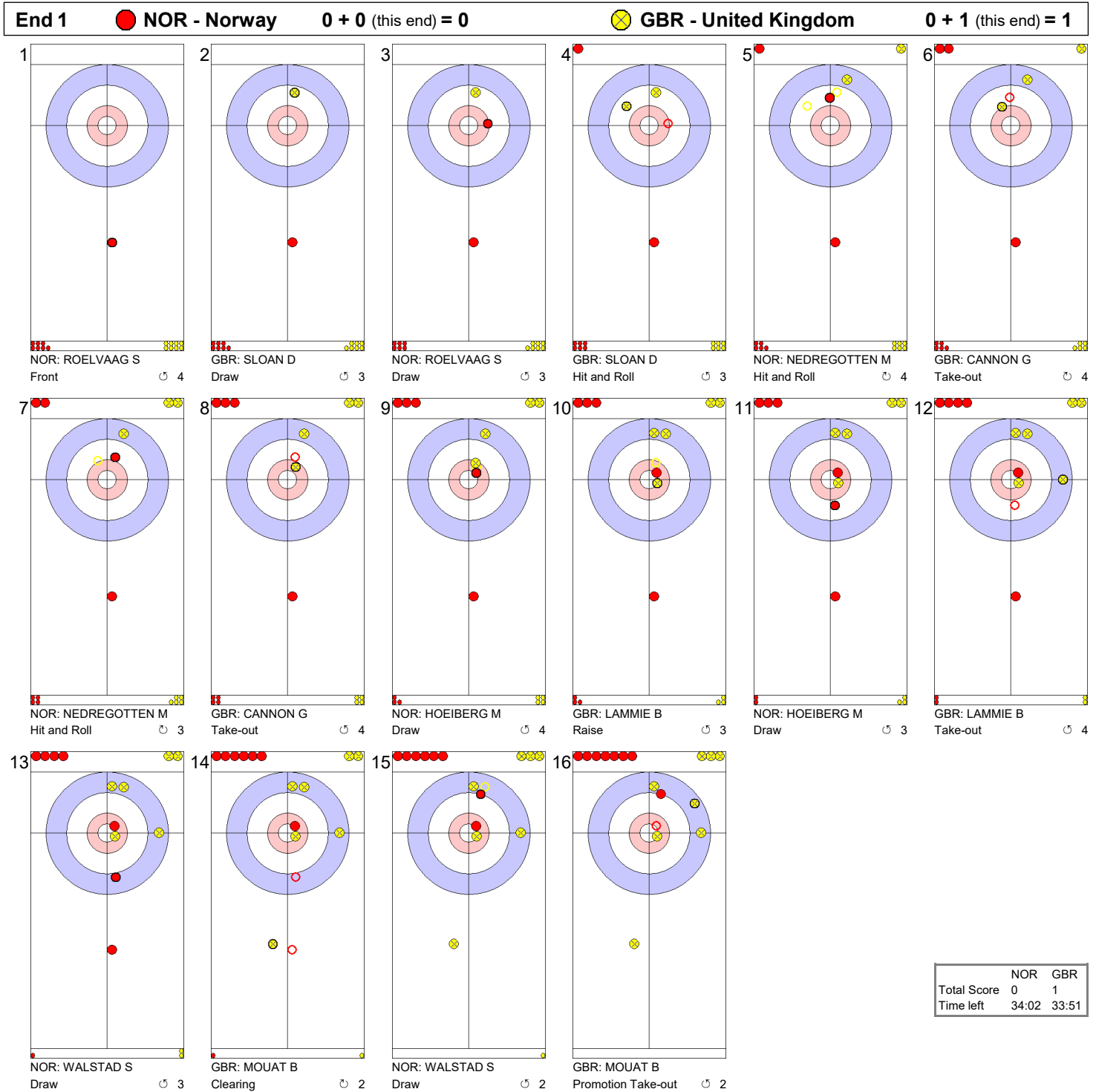
↻ Clockwise

↺ Counter-clockwise

LSFE(*) Last Stone First End

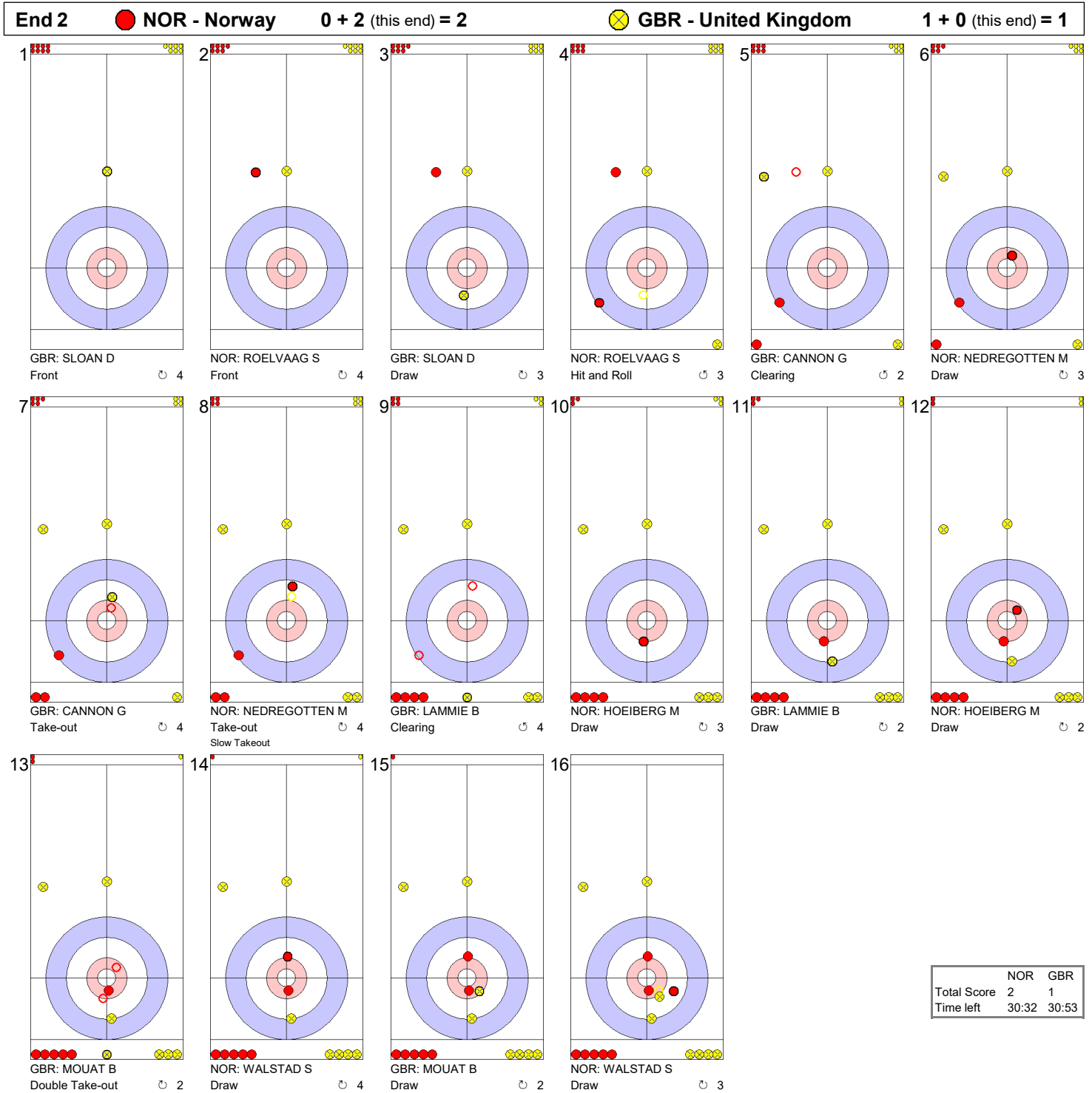


Game - Shot by Shot



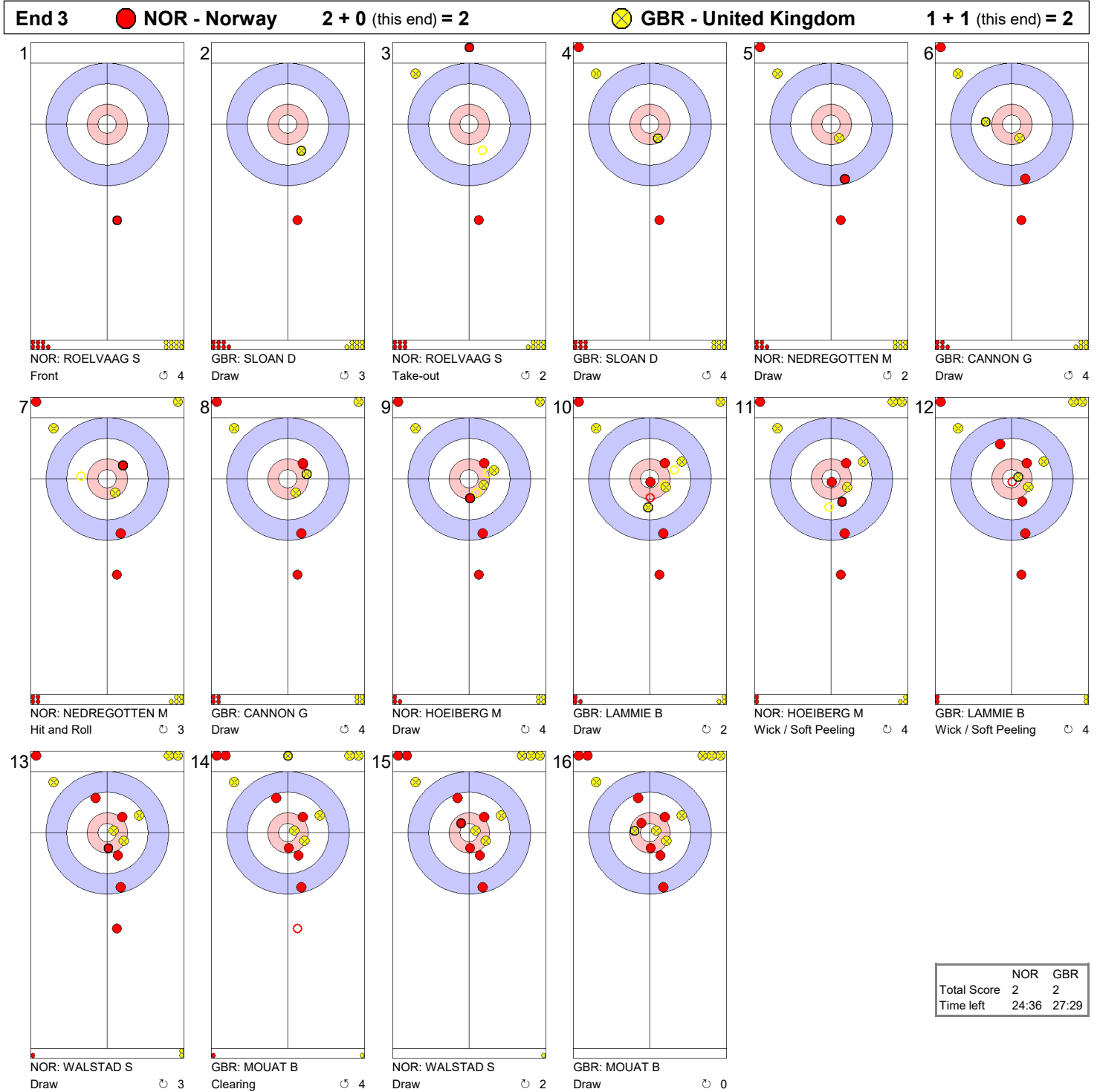


Game - Shot by Shot





Game - Shot by Shot





Game - Shot by Shot





Game - Shot by Shot

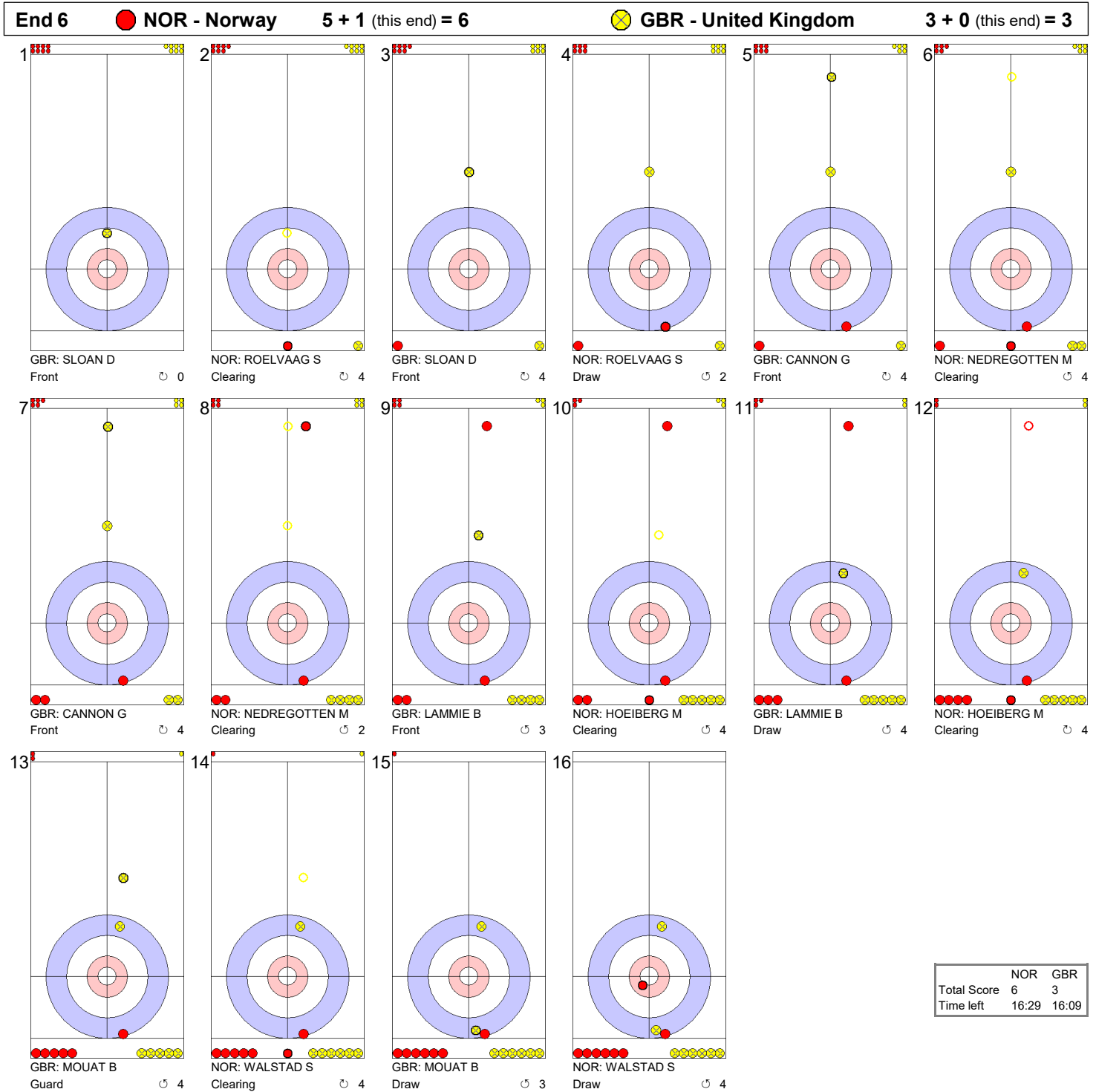


	NOR	GBR
Total Score	5	3
Time left	18:46	19:11



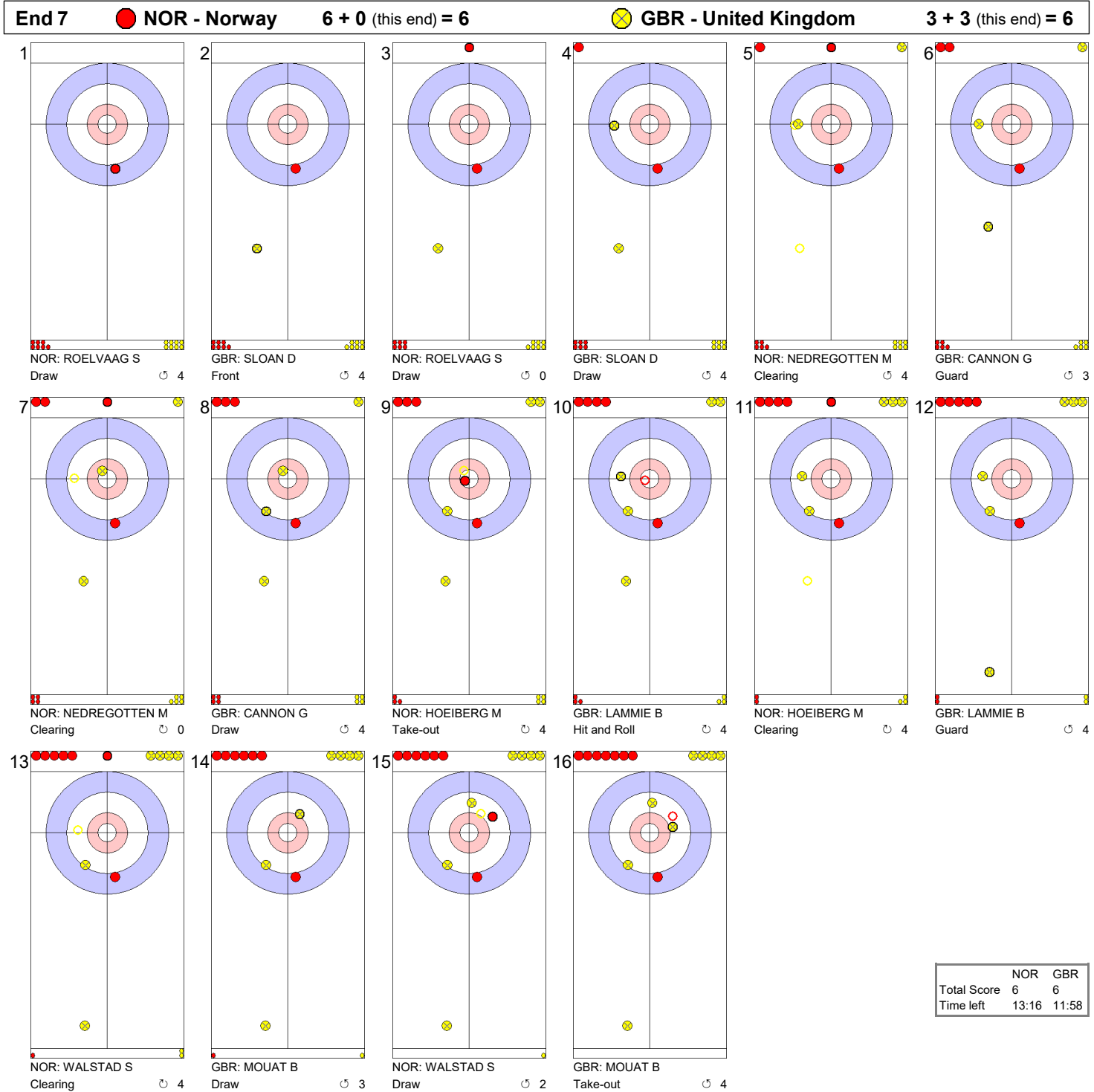


Game - Shot by Shot





Game - Shot by Shot





Game - Shot by Shot



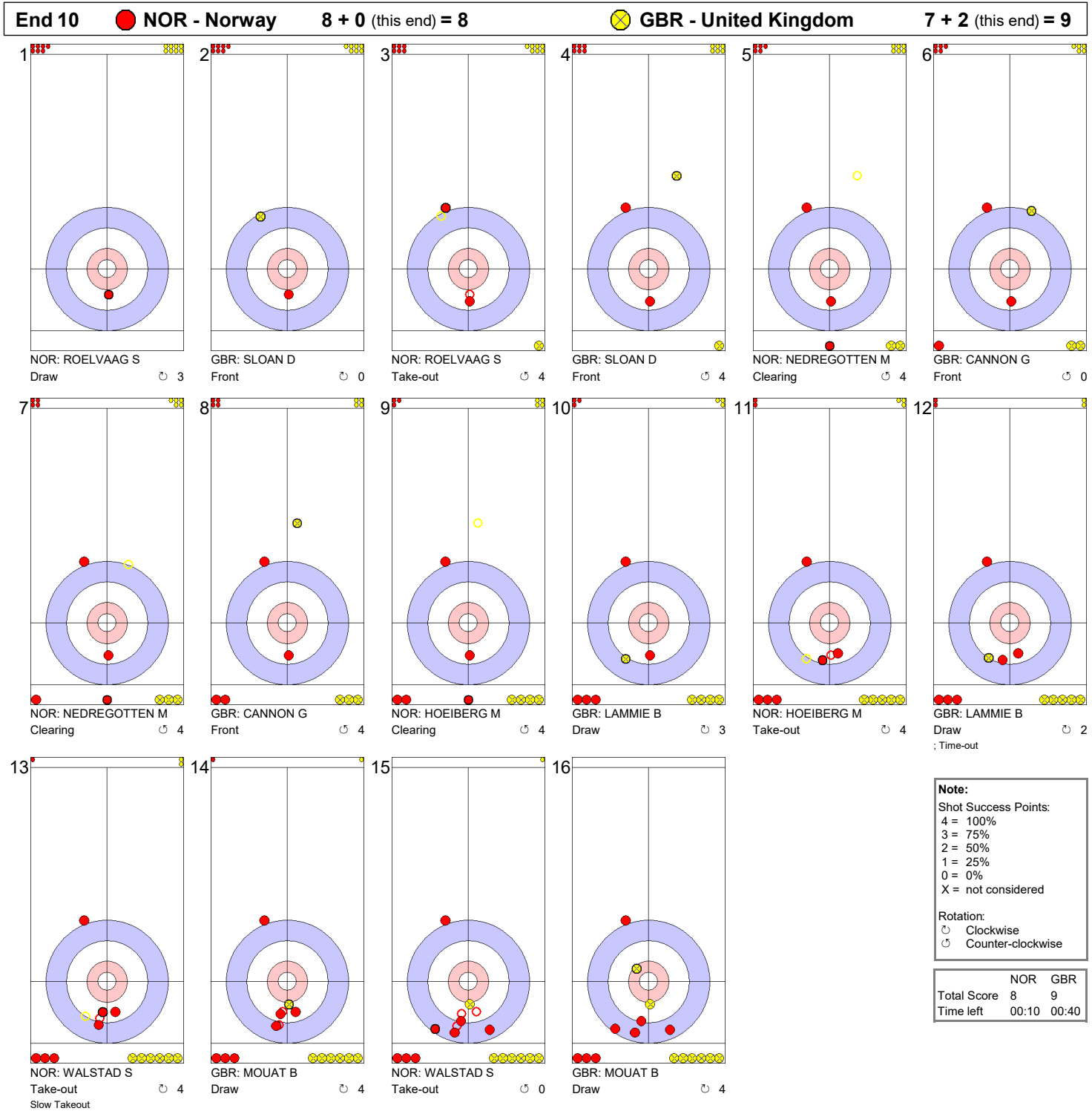


Game - Shot by Shot





Game - Shot by Shot





Game Results

Sheet	Game	Team	LSFE	1	2	3	4	5	6	7	8	9	10	Extra Ends	Total
A	10	NOR - Norway		0	2	0	3	0	1	0	0	2	0		8
	10	GBR - United Kingdom	*	1	0	1	0	1	0	3	1	0	2		9

NOR - Norway		Shot Success Game
4 S	WALSTAD Steffen	75%
3 V	HOEIBERG Markus	80%
2	NEDREGOTTEN Magnus	78%
1	ROELVAAG Sander	83%
A	-	-
Team Total		79%

GBR - United Kingdom		Shot Success Game
4 S	MOUAT Bruce	69%
3 V	LAMMIE Bobby	83%
2	CANNON Gregor	81%
1	SLOAN Derrick	83%
A	SCHREIBER Alasdair	-
Team Total		79%

Time remaining: 0 minutes 10 seconds

Time-out: end 8 - NOR stone 7

Time remaining: 0 minutes 40 seconds

Time-out: end 10 - GBR stone 6

Shot Success Analysis

NOR - Norway		Draws	Take-outs	Game
4	WALSTAD Steffen	↻ 7 68%	4 100%	11 80%
		↻ 5 65%	4 75%	9 69%
		Total 12 67%	8 88%	20 75%
3	HOEIBERG Markus	↻ 5 85%	5 95%	10 90%
		↻ 3 75%	7 68%	10 70%
		Total 8 81%	12 79%	20 80%
2	NEDREGOTTEN Magnus	↻ 2 75%	6 71%	8 72%
		↻ 2 63%	10 85%	12 81%
		Total 4 69%	16 80%	20 78%
1	ROELVAAG Sander	↻ 6 88%	2 100%	8 91%
		↻ 9 78%	3 75%	12 77%
		Total 15 82%	5 85%	20 83%
A -	-	↻ 0 -	0 -	0 -
		↻ 0 -	0 -	0 -
		Total 0 -	0 -	0 -
Team		↻ 20 79%	17 88%	37 83%
		↻ 19 72%	24 77%	43 75%
		Total 39 76%	41 82%	80 79%

GBR - United Kingdom		Draws	Take-outs	Game
4	MOUAT Bruce	↻ 9 69%	3 33%	12 60%
		↻ 3 83%	5 80%	8 81%
		Total 12 73%	8 63%	20 69%
3	LAMMIE Bobby	↻ 7 68%	3 100%	10 78%
		↻ 7 82%	3 100%	10 88%
		Total 14 75%	6 100%	20 83%
2	CANNON Gregor	↻ 6 83%	3 92%	9 86%
		↻ 8 75%	3 83%	11 77%
		Total 14 79%	6 88%	20 81%
1	SLOAN Derrick	↻ 10 73%	0 -	10 73%
		↻ 9 94%	1 75%	10 93%
		Total 19 83%	1 75%	20 83%
A	SCHREIBER Alasdair	↻ 0 -	0 -	0 -
		↻ 0 -	0 -	0 -
		Total 0 -	0 -	0 -
Team		↻ 32 73%	9 75%	41 73%
		↻ 27 84%	12 85%	39 85%
		Total 59 78%	21 81%	80 79%

Note:
Team position and functions are attached to each team member's name as follows:
4 = Fourth, 3 = Third, 2 = Second, 1 = Lead, A = Alternate, S = Skip, V = Vice-Skip

Legend:
↻ Clockwise ↻ Counter-clockwise LSFE(*) Last Stone First End





Game Results

Sheet	Game	Team	LSFE	1	2	3	4	5	6	7	8	9	10	Extra Ends	Total
E	10	SWE - Sweden	*	0	2	0	1	0	0	2	0	2	1		8
	10	CZE - Czech Republic		0	0	1	0	1	2	0	2	0	0		6

SWE - Sweden	
4 V	MABERGS Patrik
3 S	ESKILSSON Gustav
2	NYMAN Fredrik
1	PATZ Johannes
A	-

CZE - Czech Republic	
4 S	KLIMA Lukas
3 V	CERNOVSKY Marek
2	JURIK Martin
1	MOKRIS Samuel
A	SPLAVEC Jakub

Time remaining: 2 minutes 7 seconds

Time-out: end 10 - SWE stone 8

Time remaining: 0 minutes 34 seconds

Time-out: end 9 - CZE stone 8

Note:
Team position and functions are attached to each team member's name as follows:
4 = Fourth, 3 = Third, 2 = Second, 1 = Lead, A = Alternate, S = Skip, V = Vice-Skip

Legend:
LSFE(*) Last Stone First End





Game Results

REVISED
1 FEB 14:15

Sheet	Game	Team	LSFE	1	2	3	4	5	6	7	8	9	10	Extra Ends	Total
A	1	KOR - Republic of Korea	*	2	0	0	0	0	3	1	1	0	X		7
	1	USA - United States of America		0	0	2	0	1	0	0	0	1	X		4

KOR - Republic of Korea	
4 S	SEONG Sehyeon
3 V	OH Eunsu
2	LEE Kijeong
1	LEE Kibok
A	KIM Chigu

USA - United States of America	
4 S	LEICHTER Alex
3 V	CLARK Nate
2	BOND Chris
1	WEBER Calvin
A	STOPERA Andrew

Last Stone Draw	Distance
☺ OH E	12.6cm
☹ SEONG S	29.7cm
Total	42.3cm

Last Stone Draw	Distance
☺ LEICHTER A	20.7cm
☹ BOND C	199.6cm
Total	220.3cm

Time remaining: 5 minutes 30 seconds

Time remaining: 6 minutes 34 seconds

Note:
Team position and functions are attached to each team member's name as follows:
4 = Fourth, 3 = Third, 2 = Second, 1 = Lead, A = Alternate, S = Skip, V = Vice-Skip

Legend:		
☺	Clockwise	☹ Counter-clockwise
X	Unfinished end due to concession	
		LSFE(*) Last Stone First End

USA: WEBER Calvin has had the spelling correction of his name





Game Results

Sheet	Game	Team	LSFE	1	2	3	4	5	6	7	8	9	10	Extra Ends	Total
B	1	CAN - Canada	*	3	2	0	1	0	1	X	X	X	X		7
	1	KAZ - Kazakhstan		0	0	0	0	1	0	X	X	X	X		1

CAN - Canada	
4 S	SQUIRES Aaron
3 V	KRELL Richard
2	NUTTALL Spencer
1	REID Fraser
A	CUDDIE Russell

KAZ - Kazakhstan	
4 S	KIM Daniel
3 V	ZHUZBAY Abylaikhan
2	GARAGUL Dmitriy
1	AKHMAD Renas
A	IRGEBAY Tamerlan

Last Stone Draw	Distance
☺ KRELL R	40.2cm
☺ SQUIRES A	151.2cm
Total	191.4cm

Last Stone Draw	Distance
☺ KIM D	121.0cm
☺ ZHUZBAY A	95.9cm
Total	216.9cm

Time remaining: 21 minutes 32 seconds

Time remaining: 19 minutes 57 seconds

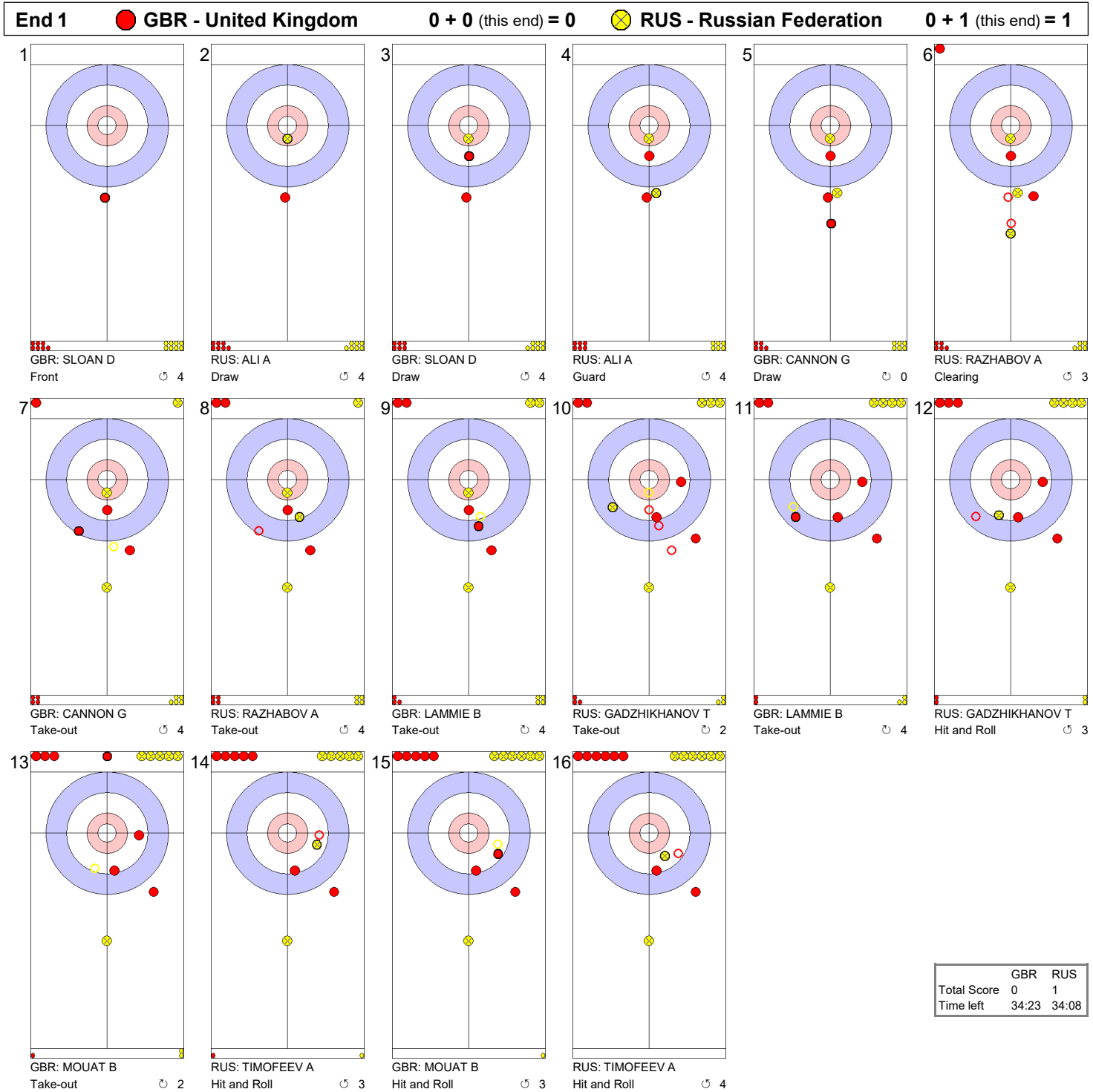
Note:
Team position and functions are attached to each team member's name as follows:
4 = Fourth, 3 = Third, 2 = Second, 1 = Lead, A = Alternate, S = Skip, V = Vice-Skip

Legend:
☺ Clockwise ☹ Counter-clockwise LSFE(*) Last Stone First End
X Unfinished end due to concession



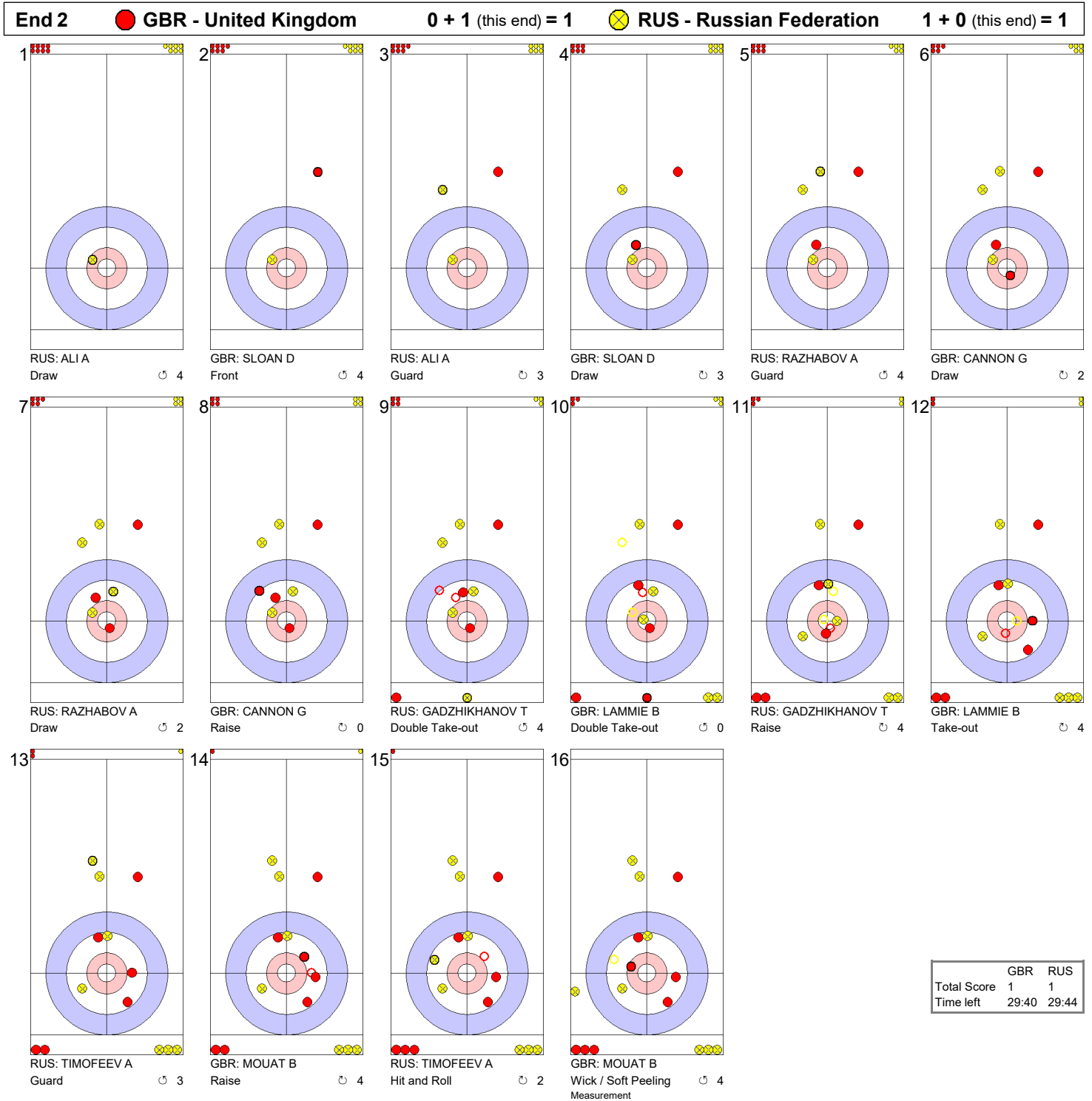


Game - Shot by Shot



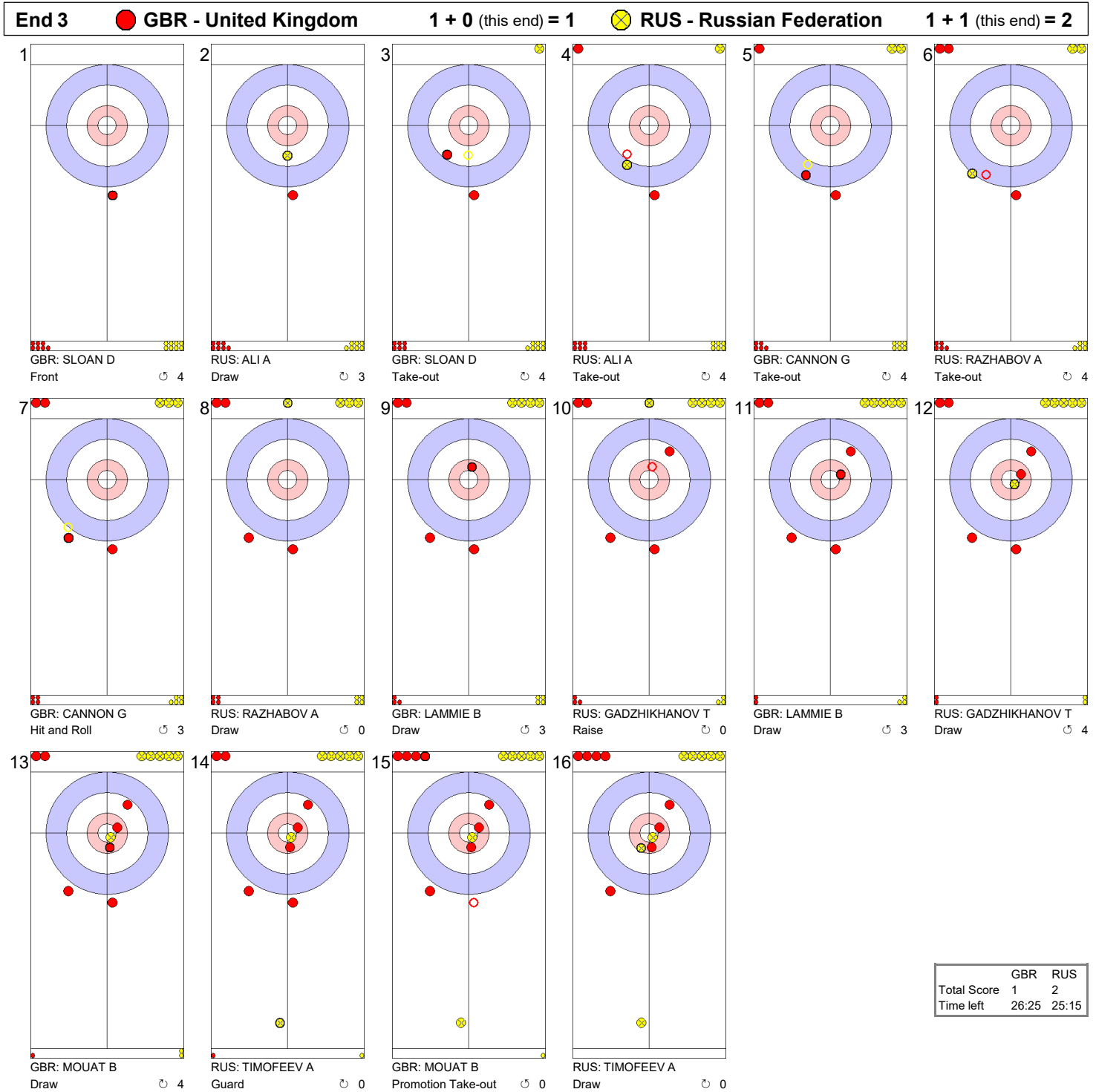


Game - Shot by Shot





Game - Shot by Shot

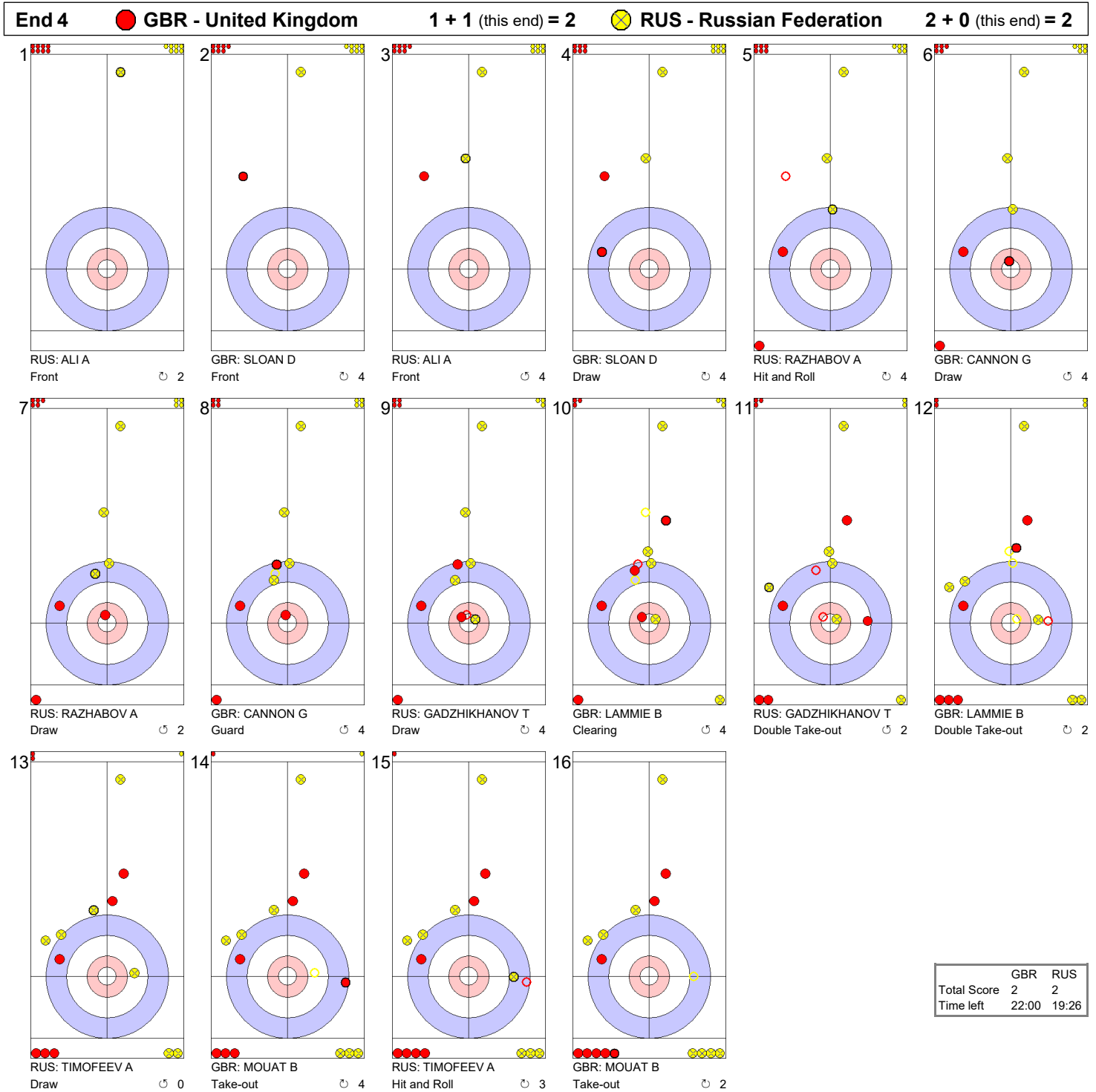


	GBR	RUS
Total Score	1	2
Time left	26:25	25:15



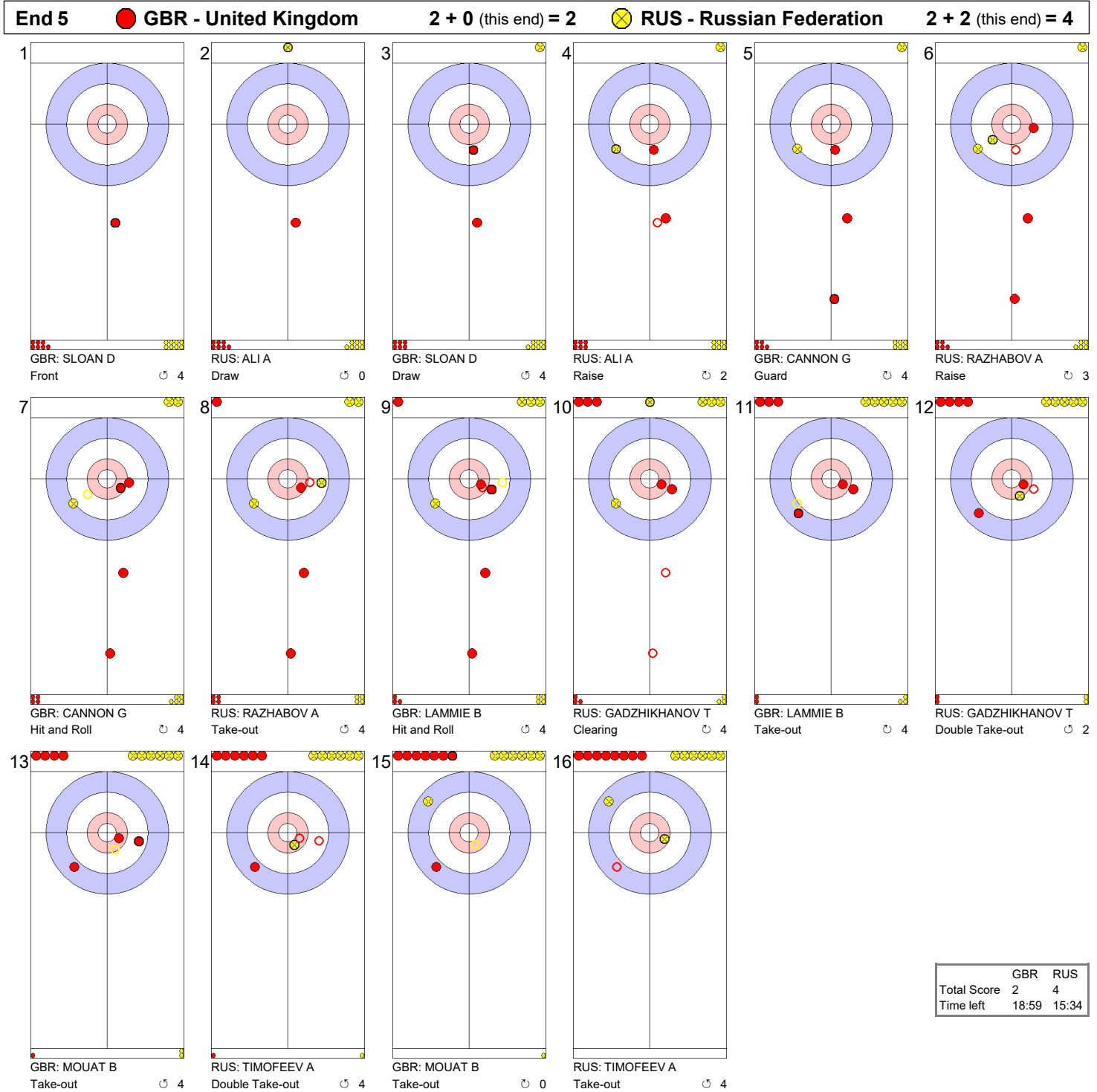


Game - Shot by Shot



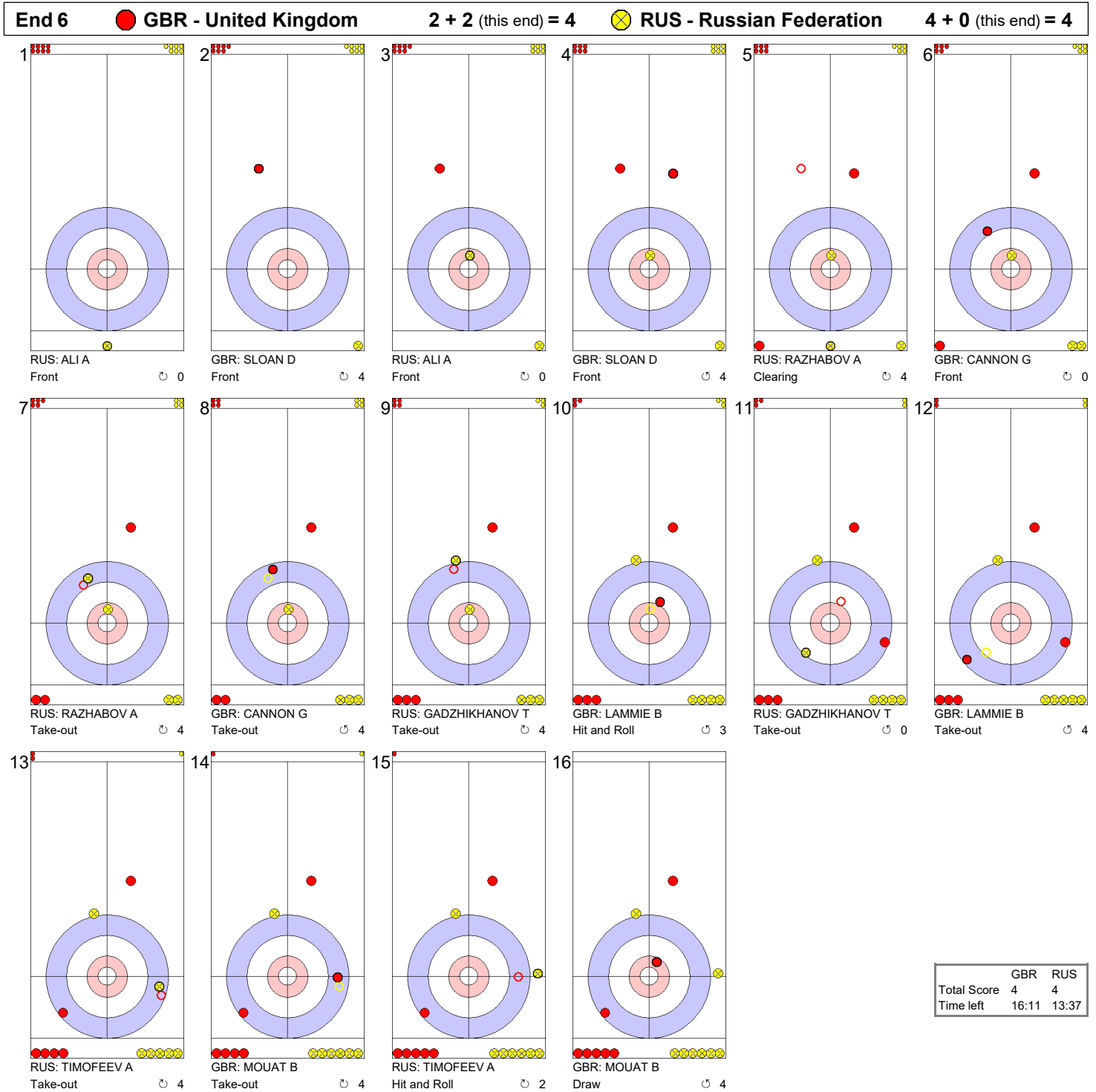


Game - Shot by Shot





Game - Shot by Shot





Game - Shot by Shot





Game - Shot by Shot

End 8 ● GBR - United Kingdom 4 + 1 (this end) = 5 ● RUS - Russian Federation 5 + 0 (this end) = 5

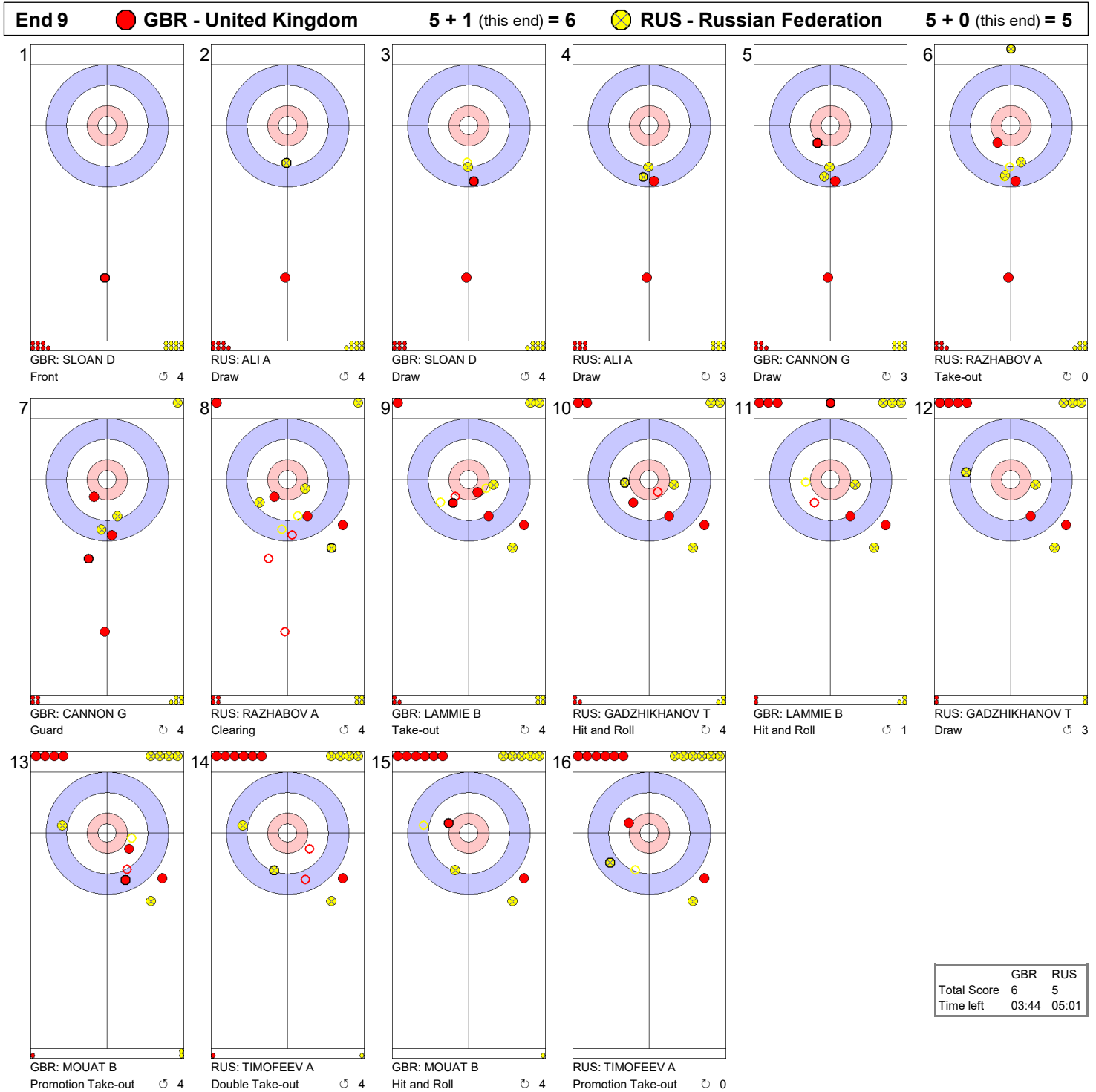


	GBR	RUS
Total Score	5	5
Time left	08:47	08:52





Game - Shot by Shot





Game - Shot by Shot





Game Results

Sheet	Game	Team	LSFE	1	2	3	4	5	6	7	8	9	10	Extra Ends	Total
C	1	GBR - United Kingdom		0	1	0	1	0	2	0	1	1	3		9
	1	RUS - Russian Federation	*	1	0	1	0	2	0	1	0	0	0		5

GBR - United Kingdom		Shot Success Game
4 S	MOUAT Bruce	84%
3 V	LAMMIE Bobby	78%
2	CANNON Gregor	75%
1	SLOAN Derrick	88%
A	SCHREIBER Alasdair	-
Team Total		81%

RUS - Russian Federation		Shot Success Game
4 S	TIMOFEEV Alexey	59%
3 V	GADZHUKHANOV Timur	70%
2	RAZHABOV Artur	70%
1	ALI Artur	71%
A	KLIMOV Evgeny	-
Team Total		68%

Last Stone Draw	Distance
⌚ MOUAT B	148.0cm
⌚ LAMMIE B	33.7cm
Total	181.7cm

Last Stone Draw	Distance
⌚ ALI A	37.7cm
⌚ TIMOFEEV A	14.6cm
Total	52.3cm

Time remaining: 1 minute 4 seconds

Time remaining: 1 minute 24 seconds

Time-out: end 10 - GBR stone 8

Time-out: end 10 - RUS stone 8

Shot Success Analysis

GBR - United Kingdom	Draws	Take-outs	Game
4 MOUAT Bruce	⌚ 3 100%	7 71%	10 80%
	⌚ 4 100%	6 79%	10 88%
	Total 7 100%	13 75%	20 84%
3 LAMMIE Bobby	⌚ 1 50%	6 92%	7 86%
	⌚ 5 70%	8 75%	13 73%
	Total 6 67%	14 82%	20 78%
2 CANNON Gregor	⌚ 8 53%	5 100%	13 71%
	⌚ 3 100%	4 69%	7 82%
	Total 11 66%	9 86%	20 75%
1 SLOAN Derrick	⌚ 6 79%	1 100%	7 82%
	⌚ 13 90%	0 -	13 90%
	Total 19 87%	1 100%	20 88%
A SCHREIBER Alasdair	⌚ 0 -	0 -	0 -
	⌚ 0 -	0 -	0 -
	Total 0 -	0 -	0 -
Team	⌚ 18 69%	19 87%	37 78%
	⌚ 25 89%	18 75%	43 83%
	Total 43 81%	37 81%	80 81%

RUS - Russian Federation	Draws	Take-outs	Game
4 TIMOFEEV Alexey	⌚ 4 25%	7 54%	11 43%
	⌚ 3 42%	6 96%	9 78%
	Total 7 32%	13 73%	20 59%
3 GADZHUKHANOV Timur	⌚ 4 50%	5 90%	9 72%
	⌚ 5 75%	6 63%	11 68%
	Total 9 64%	11 75%	20 70%
2 RAZHABOV Artur	⌚ 4 50%	6 79%	10 68%
	⌚ 5 60%	5 85%	10 73%
	Total 9 56%	11 82%	20 70%
1 ALI Artur	⌚ 11 61%	1 100%	12 65%
	⌚ 8 81%	0 -	8 81%
	Total 19 70%	1 100%	20 71%
A KLIMOV Evgeny	⌚ 0 -	0 -	0 -
	⌚ 0 -	0 -	0 -
	Total 0 -	0 -	0 -
Team	⌚ 23 51%	19 74%	42 61%
	⌚ 21 69%	17 81%	38 74%
	Total 44 60%	36 77%	80 68%

Note:

Team position and functions are attached to each team member's name as follows:
4 = Fourth, **3** = Third, **2** = Second, **1** = Lead, **A** = Alternate, **S** = Skip, **V** = Vice-Skip

Legend:

⌚ Clockwise

⌚ Counter-clockwise

LSFE(*) Last Stone First End



Game Results

Sheet	Game	Team	LSFE	1	2	3	4	5	6	7	8	9	10	Extra Ends	Total
D	1	SWE - Sweden	*	2	1	2	1	0	2	3	X	X	X		11
	1	CZE - Czech Republic		0	0	0	0	2	0	0	X	X	X		2

SWE - Sweden	
4 V	MABERGS Patrik
3 S	ESKILSSON Gustav
2	NYMAN Fredrik
1	PATZ Johannes
A	-

CZE - Czech Republic	
4 S	KLIMA Lukas
3 V	CERNOVSKY Marek
2	JURIK Martin
1	MOKRIS Samuel
A	SPLAVEC Jakub

Last Stone Draw	Distance
⌚ MABERGS P	3.1cm
⌚ ESKILSSON G	70.7cm
Total	73.8cm

Last Stone Draw	Distance
⌚ KLIMA L	49.0cm
⌚ MOKRIS S	157.4cm
Total	206.4cm

Time remaining: 16 minutes 28 seconds

Time remaining: 12 minutes 50 seconds

Note:
Team position and functions are attached to each team member's name as follows:
4 = Fourth, 3 = Third, 2 = Second, 1 = Lead, A = Alternate, S = Skip, V = Vice-Skip

Legend:
⌚ Clockwise ⌚ Counter-clockwise LSFE(*) Last Stone First End
X Unfinished end due to concession



Game Results

Sheet	Game	Team	LSFE	1	2	3	4	5	6	7	8	9	10	Extra Ends	Total
E	1	NOR - Norway	*	0	2	0	0	2	0	0	2	0	0		6
	1	JPN - Japan		0	0	0	1	0	2	1	0	2	1		7

NOR - Norway	
4 S	WALSTAD Steffen
3 V	HOEIBERG Markus
2	NEDREGOTTEN Magnus
1	ROELVAAG Sander
A	-

JPN - Japan	
4 S	HIRATA Kohsuke
3 V	MIURA Yoshiya
2	OTANI Hiromu
1	KAMADA Yuto
A	SHIKANO Daiki

Last Stone Draw		Distance
⌚	HOEIBERG M	34.8cm
⌚	NEDREGOTTEN M	10.7cm
Total		45.5cm

Last Stone Draw		Distance
⌚	KAMADA Y	50.3cm
⌚	HIRATA K	13.8cm
Total		64.1cm

Time remaining: 10 minutes 18 seconds

Time remaining: 2 minutes 13 seconds

Time-out: end 9 - JPN stone 5

Note:
Team position and functions are attached to each team member's name as follows:
4 = Fourth, 3 = Third, 2 = Second, 1 = Lead, A = Alternate, S = Skip, V = Vice-Skip

Legend:
⌚ Clockwise ⌚ Counter-clockwise LSFE(*) Last Stone First End





Game Results

Sheet	Game	Team	LSFE	1	2	3	4	5	6	7	8	9	10	Extra Ends	Total
A	2	KAZ - Kazakhstan		0	0	0	1	0	0	X	X	X	X		1
	2	SWE - Sweden	*	1	1	0	0	1	5	X	X	X	X		8

KAZ - Kazakhstan	
4 S	KIM Daniel
3 V	ZHUZBAY Abylaikhan
2	GARAGUL Dmitriy
1	AKHMAD Renas
A	IRGEBAY Tamerlan

SWE - Sweden	
4 V	MABERGS Patrik
3 S	ESKILSSON Gustav
2	NYMAN Fredrik
1	PATZ Johannes
A	-

Last Stone Draw	Distance
⌚ AKHMAD R	92.1cm
⌚ GARAGUL D	199.6cm
Total	291.7cm

Last Stone Draw	Distance
⌚ PATZ J	8.4cm
⌚ NYMAN F	17.7cm
Total	26.1cm

Time remaining: 10 minutes 37 seconds

Time remaining: 12 minutes 16 seconds

Note:
Team position and functions are attached to each team member's name as follows:
4 = Fourth, 3 = Third, 2 = Second, 1 = Lead, A = Alternate, S = Skip, V = Vice-Skip

Legend:
 ⌚ Clockwise ⌚ Counter-clockwise LSFE(*) Last Stone First End
 X Unfinished end due to concession





Game Results

REVISED
1 FEB 14:18

Sheet	Game	Team	LSFE	1	2	3	4	5	6	7	8	9	10	Extra Ends	Total
B	2	USA - United States of America	*	0	0	0	1	0	1	0	0	1	0		3
	2	CZE - Czech Republic		0	0	0	0	1	0	3	0	0	0		4

USA - United States of America	
4 S	LEICHTER Alex
3 V	CLARK Nate
2	BOND Chris
1	STOPERA Andrew
A	WEBER Calvin

CZE - Czech Republic	
4 S	KLIMA Lukas
3 V	CERNOVSKY Marek
2	JURIK Martin
1	MOKRIS Samuel
A	SPLAVEC Jakub

Last Stone Draw		Distance
⌚	CLARK N	11.1cm
⌚	STOPERA A	126.4cm
Total		137.5cm

Last Stone Draw		Distance
⌚	CERNOVSKY M	38.9cm
⌚	JURIK M	153.9cm
Total		192.8cm

Time remaining: 2 minutes 22 seconds

Time-out: end 9 - USA stone 7

Time remaining: 1 minute 16 seconds

Time-out: end 7 - CZE stone 7

Note:
Team position and functions are attached to each team member's name as follows:
4 = Fourth, 3 = Third, 2 = Second, 1 = Lead, A = Alternate, S = Skip, V = Vice-Skip

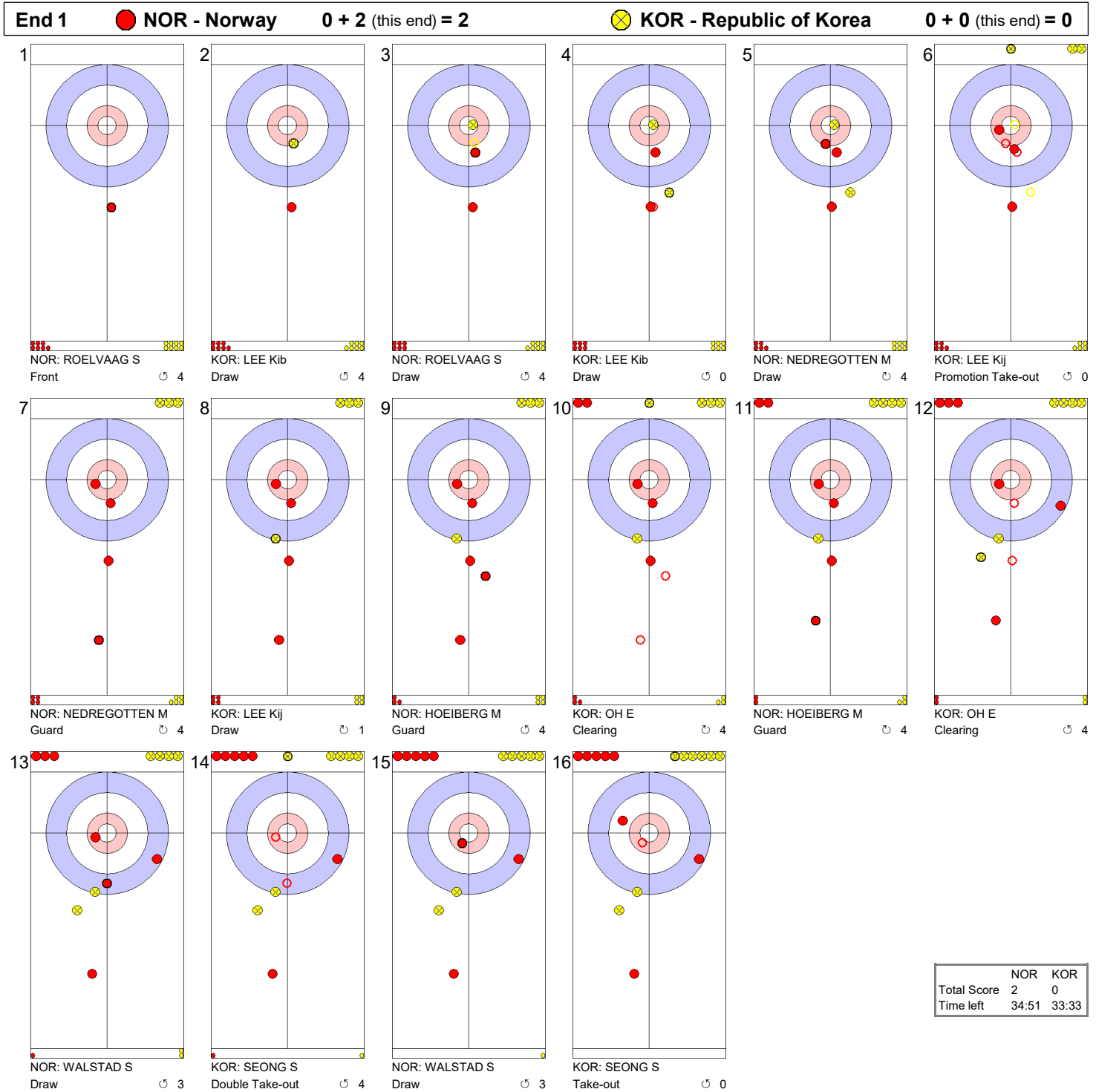
Legend:
⌚ Clockwise ⌚ Counter-clockwise LSFE(*) Last Stone First End

USA: WEBER Calvin has had the spelling correction of his name



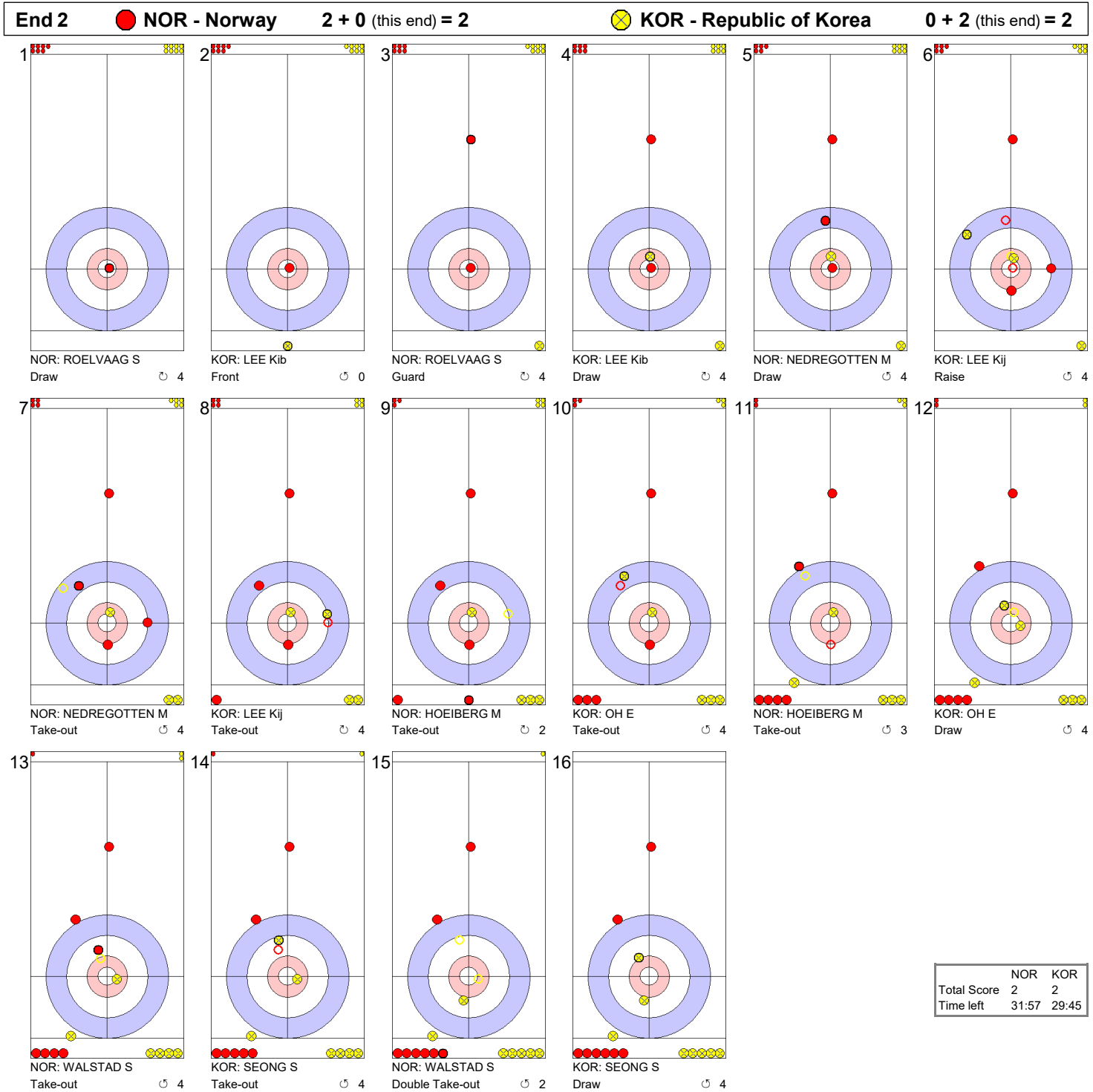


Game - Shot by Shot



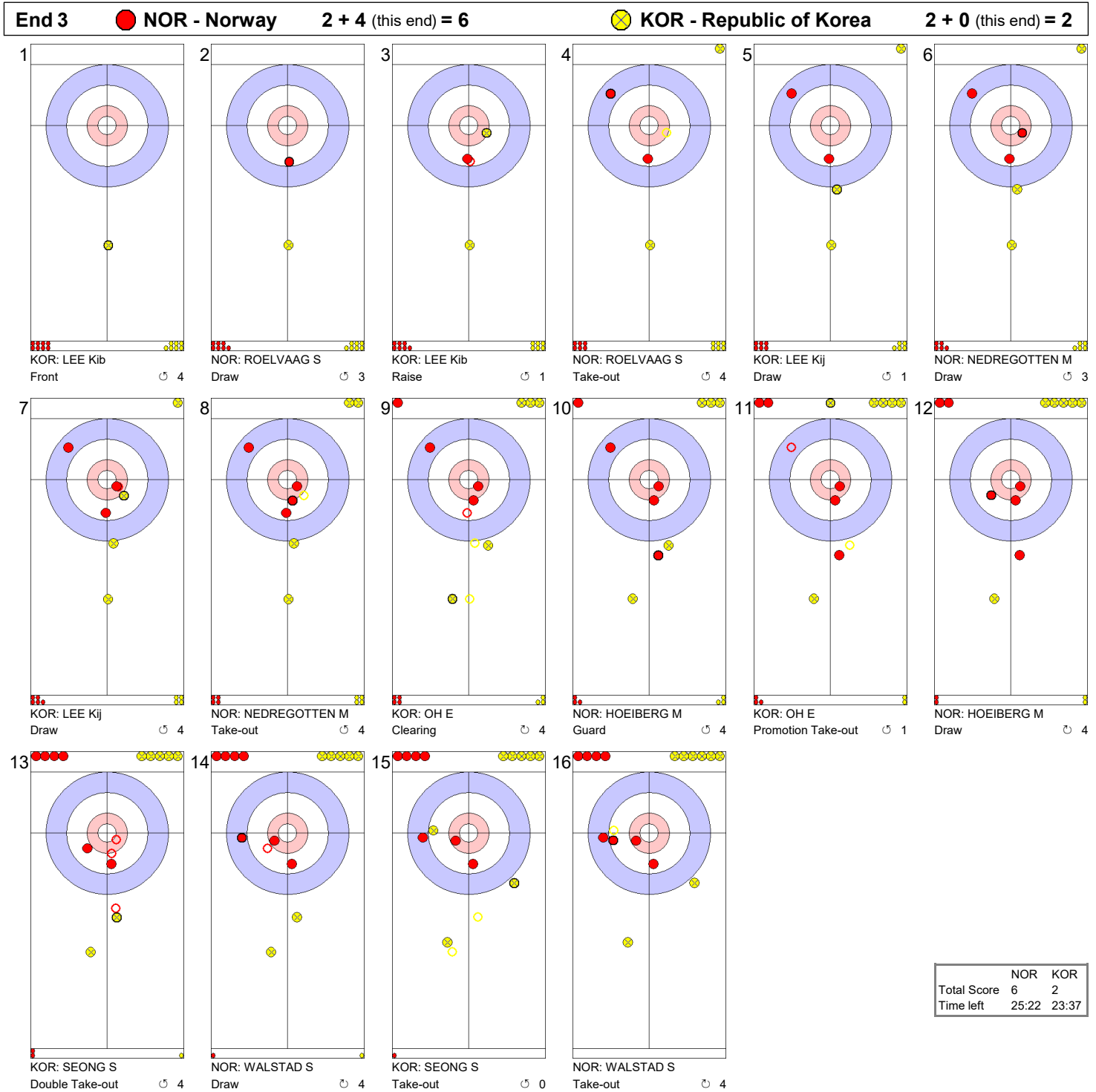


Game - Shot by Shot





Game - Shot by Shot



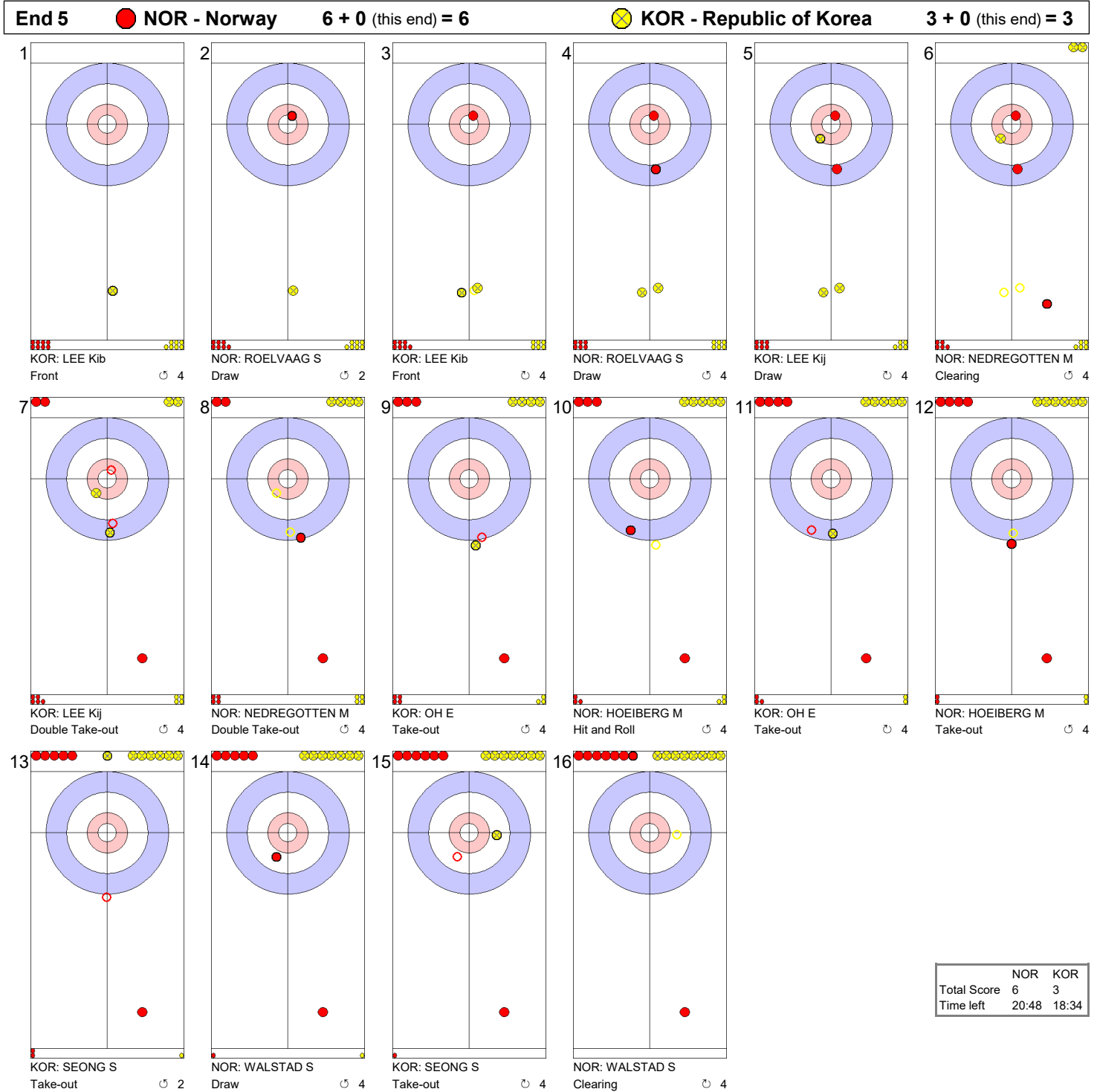


Game - Shot by Shot





Game - Shot by Shot





Game - Shot by Shot





Game - Shot by Shot





Game - Shot by Shot





Game Results

Sheet	Game	Team	LSFE	1	2	3	4	5	6	7	8	9	10	Extra Ends	Total
C	2	NOR - Norway		2	0	4	0	0	2	0	4	X	X		12
	2	KOR - Republic of Korea	*	0	2	0	1	0	0	1	0	X	X		4

NOR - Norway		Shot Success Game
4 S	WALSTAD Steffen	92%
3 V	HOEIBERG Markus	95%
2	NEDREGOTTEN Magnus	88%
1	ROELVAAG Sander	80%
A	-	-
Team Total		89%

KOR - Republic of Korea		Shot Success Game
4 S	SEONG Sehyeon	66%
3 V	OH Eunsu	77%
2	LEE Kijeong	84%
1	LEE Kibok	83%
A	KIM Chigu	-
Team Total		77%

Last Stone Draw	Distance
☺ HOEIBERG M	101.4cm
☹ NEDREGOTTEN M	199.6cm
Total	301.0cm

Last Stone Draw	Distance
☺ LEE Kij	199.6cm
☹ LEE Kib	48.6cm
Total	248.2cm

Time remaining: 12 minutes 1 second

Time remaining: 8 minutes 10 seconds

Shot Success Analysis

NOR - Norway	Draws	Take-outs	Game
4 WALSTAD Steffen	☺ 4 94%	3 100%	7 96%
	☹ 5 90%	4 88%	9 89%
	Total 9 92%	7 93%	16 92%
3 HOEIBERG Markus	☺ 2 100%	1 50%	3 83%
	☹ 2 100%	11 98%	13 98%
	Total 4 100%	12 94%	16 95%
2 NEDREGOTTEN Magnus	☺ 2 100%	0 -	2 100%
	☹ 2 88%	12 85%	14 86%
	Total 4 94%	12 85%	16 88%
1 ROELVAAG Sander	☺ 2 100%	0 -	2 100%
	☹ 12 73%	2 100%	14 77%
	Total 14 77%	2 100%	16 80%
A -	☺ 0 -	0 -	0 -
	☹ 0 -	0 -	0 -
	Total 0 -	0 -	0 -
Team	☺ 10 98%	4 88%	14 95%
	☹ 21 81%	29 91%	50 87%
	Total 31 86%	33 91%	64 89%

KOR - Republic of Korea	Draws	Take-outs	Game
4 SEONG Sehyeon	☺ 3 67%	2 75%	5 70%
	☹ 5 70%	6 58%	11 64%
	Total 8 69%	8 63%	16 66%
3 OH Eunsu	☺ 4 69%	4 88%	8 78%
	☹ 4 69%	4 81%	8 75%
	Total 8 69%	8 84%	16 77%
2 LEE Kijeong	☺ 6 88%	1 100%	7 89%
	☹ 7 89%	2 50%	9 81%
	Total 13 88%	3 67%	16 84%
1 LEE Kibok	☺ 4 100%	0 -	4 100%
	☹ 12 77%	0 -	12 77%
	Total 16 83%	0 -	16 83%
A KIM Chigu	☺ 0 -	0 -	0 -
	☹ 0 -	0 -	0 -
	Total 0 -	0 -	0 -
Team	☺ 17 82%	7 86%	24 83%
	☹ 28 78%	12 65%	40 74%
	Total 45 79%	19 72%	64 77%

Note:

Team position and functions are attached to each team member's name as follows:
4 = Fourth, **3** = Third, **2** = Second, **1** = Lead, **A** = Alternate, **S** = Skip, **V** = Vice-Skip

Legend:

☺ Clockwise

☹ Counter-clockwise

LSFE(*) Last Stone First End

X Unfinished end due to concession



Game Results

Sheet	Game	Team	LSFE	1	2	3	4	5	6	7	8	9	10	Extra Ends	Total
D	2	JPN - Japan	*	0	0	1	0	3	0	0	0	0	X		4
	2	RUS - Russian Federation		0	0	0	1	0	1	1	1	3	X		7

JPN - Japan	
4 S	HIRATA Kohsuke
3 V	MIURA Yoshiya
2	OTANI Hiromu
1	KAMADA Yuto
A	SHIKANO Daiki

RUS - Russian Federation	
4 S	TIMOFEEV Alexey
3 V	GADZHIKHANOV Timur
2	RAZHABOV Artur
1	ALI Artur
A	KLIMOV Evgeny

Last Stone Draw	Distance
⌚ OTANI H	100.3cm
⌚ MIURA Y	46.1cm
Total	146.4cm

Last Stone Draw	Distance
⌚ TIMOFEEV A	127.4cm
⌚ ALI A	150.3cm
Total	277.7cm

Time remaining: 4 minutes 36 seconds

Time-out: end 8 - JPN stone 5

Time remaining: 3 minutes 30 seconds

Time-out: end 9 - RUS stone 6

Note:
Team position and functions are attached to each team member's name as follows:
4 = Fourth, 3 = Third, 2 = Second, 1 = Lead, A = Alternate, S = Skip, V = Vice-Skip

Legend:
⌚ Clockwise ⌚ Counter-clockwise LSFE(*) Last Stone First End
X Unfinished end due to concession



Game Results

Sheet	Game	Team	LSFE	1	2	3	4	5	6	7	8	9	10	Extra Ends	Total
E	2	CAN - Canada		0	1	0	1	0	1	0	1	0	X		4
	2	GBR - United Kingdom	*	3	0	1	0	1	0	1	0	3	X		9

CAN - Canada

4 S	SQUIRES Aaron
3 V	KRELL Richard
2	NUTTALL Spencer
1	REID Fraser
A	CUDDIE Russell

GBR - United Kingdom

4 S	MOUAT Bruce
3 V	LAMMIE Bobby
2	CANNON Gregor
1	SLOAN Derrick
A	SCHREIBER Alasdair

Last Stone Draw Distance

↻ KRELL R	63.3cm
↻ SQUIRES A	12.6cm
Total	75.9cm

Last Stone Draw Distance

↻ SLOAN D	55.9cm
↻ CANNON G	3.4cm
Total	59.3cm

Time remaining: 5 minutes 54 seconds

Time remaining: 7 minutes 49 seconds

Note:
Team position and functions are attached to each team member's name as follows:
4 = Fourth, 3 = Third, 2 = Second, 1 = Lead, A = Alternate, S = Skip, V = Vice-Skip

Legend:
↻ Clockwise ↻ Counter-clockwise LSFE(*) Last Stone First End
X Unfinished end due to concession



Game Results

Sheet	Game	Team	LSFE	1	2	3	4	5	6	7	8	9	10	Extra Ends	Total
A	3	RUS - Russian Federation	*	2	0	0	0	1	0	0	1	0	0		4
	3	CAN - Canada		0	0	2	1	0	1	0	0	0	1		5

RUS - Russian Federation	
4 S	TIMOFEEV Alexey
3 V	GADZHIKHANOV Timur
2	RAZHABOV Artur
1	ALI Artur
A	KLIMOV Evgeny

CAN - Canada	
4 S	SQUIRES Aaron
3 V	KRELL Richard
2	NUTTALL Spencer
1	REID Fraser
A	CUDDIE Russell

Last Stone Draw	Distance
⌚ RAZHABOV A	50.6cm
⌚ GADZHIKHANOV T	16.2cm
Total	66.8cm

Last Stone Draw	Distance
⌚ REID F	46.6cm
⌚ NUTTALL S	32.7cm
Total	79.3cm

Time remaining: 0 minutes 58 seconds

Time remaining: 2 minutes 59 seconds

Time-out: end 8 - CAN stone 7

Note:
Team position and functions are attached to each team member's name as follows:
4 = Fourth, 3 = Third, 2 = Second, 1 = Lead, A = Alternate, S = Skip, V = Vice-Skip

Legend:
⌚ Clockwise ⌚ Counter-clockwise LSFE(*) Last Stone First End





Game Results

Sheet	Game	Team	LSFE	1	2	3	4	5	6	7	8	9	10	Extra Ends	Total
B	3	KOR - Republic of Korea	*	0	1	0	2	0	1	0	0	0	3		7
	3	JPN - Japan		0	0	2	0	1	0	1	1	1	0		6

KOR - Republic of Korea	
4 S	SEONG Sehyeon
3 V	OH Eunsu
2	LEE Kijeong
1	LEE Kibok
A	KIM Chigu

JPN - Japan	
4 S	HIRATA Kohsuke
3 V	MIURA Yoshiya
2	OTANI Hiromu
1	KAMADA Yuto
A	SHIKANO Daiki

Last Stone Draw	Distance
☺ SEONG S	21.8cm
☹ OH E	125.9cm
Total	147.7cm

Last Stone Draw	Distance
☺ HIRATA K	199.6cm
☹ KAMADA Y	145.4cm
Total	345.0cm

Time remaining: 0 minutes 8 seconds
Time-out: end 10 - KOR stone 4

Time remaining: 1 minute 13 seconds
Time-out: end 10 - JPN stone 3

Note:
Team position and functions are attached to each team member's name as follows:
4 = Fourth, 3 = Third, 2 = Second, 1 = Lead, A = Alternate, S = Skip, V = Vice-Skip

Legend:
☺ Clockwise ☹ Counter-clockwise LSFE(*) Last Stone First End





Game - Shot by Shot





Game - Shot by Shot





Game - Shot by Shot



	USA	SWE
Total Score	4	2
Time left	26:40	26:35



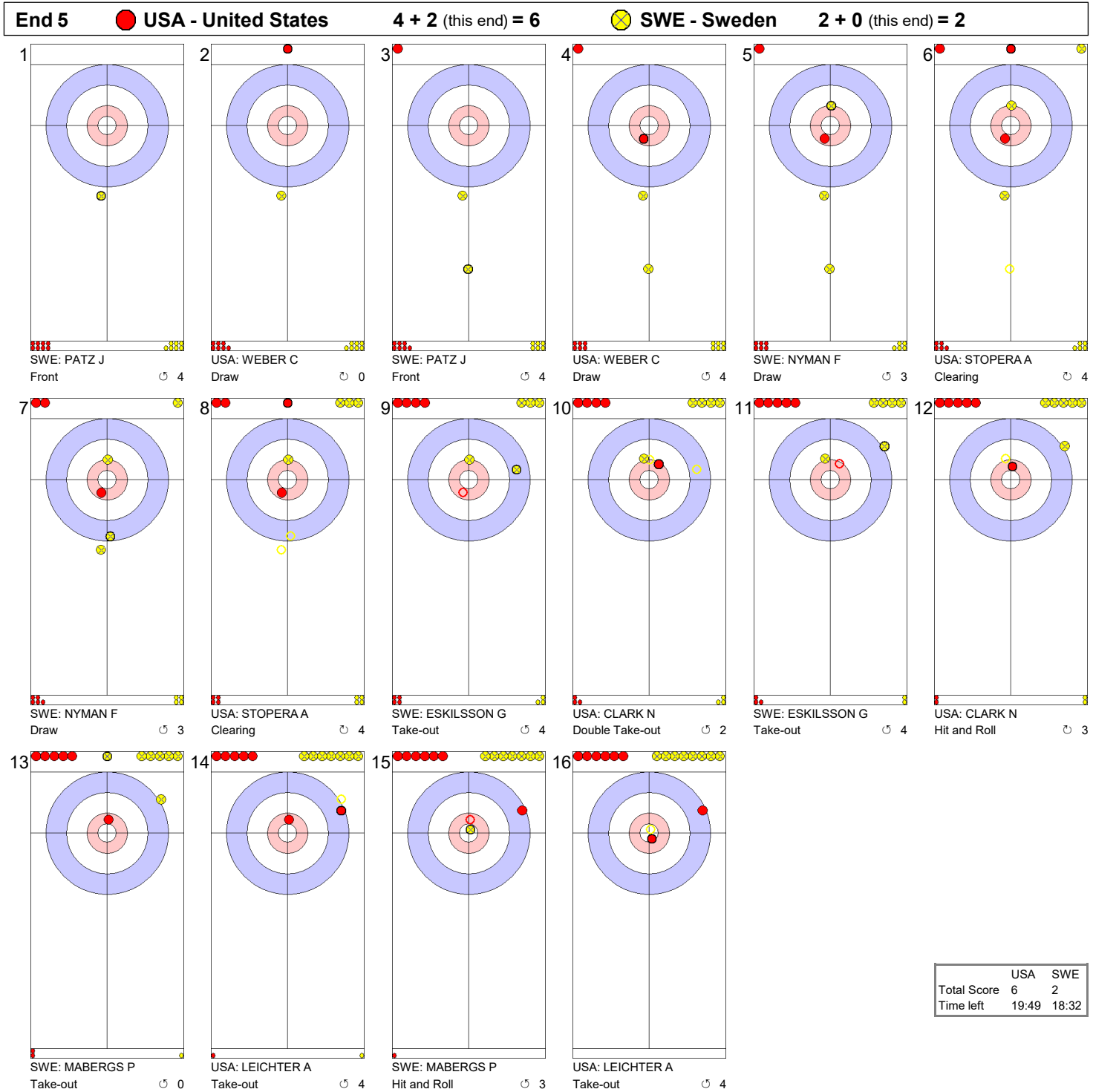


Game - Shot by Shot



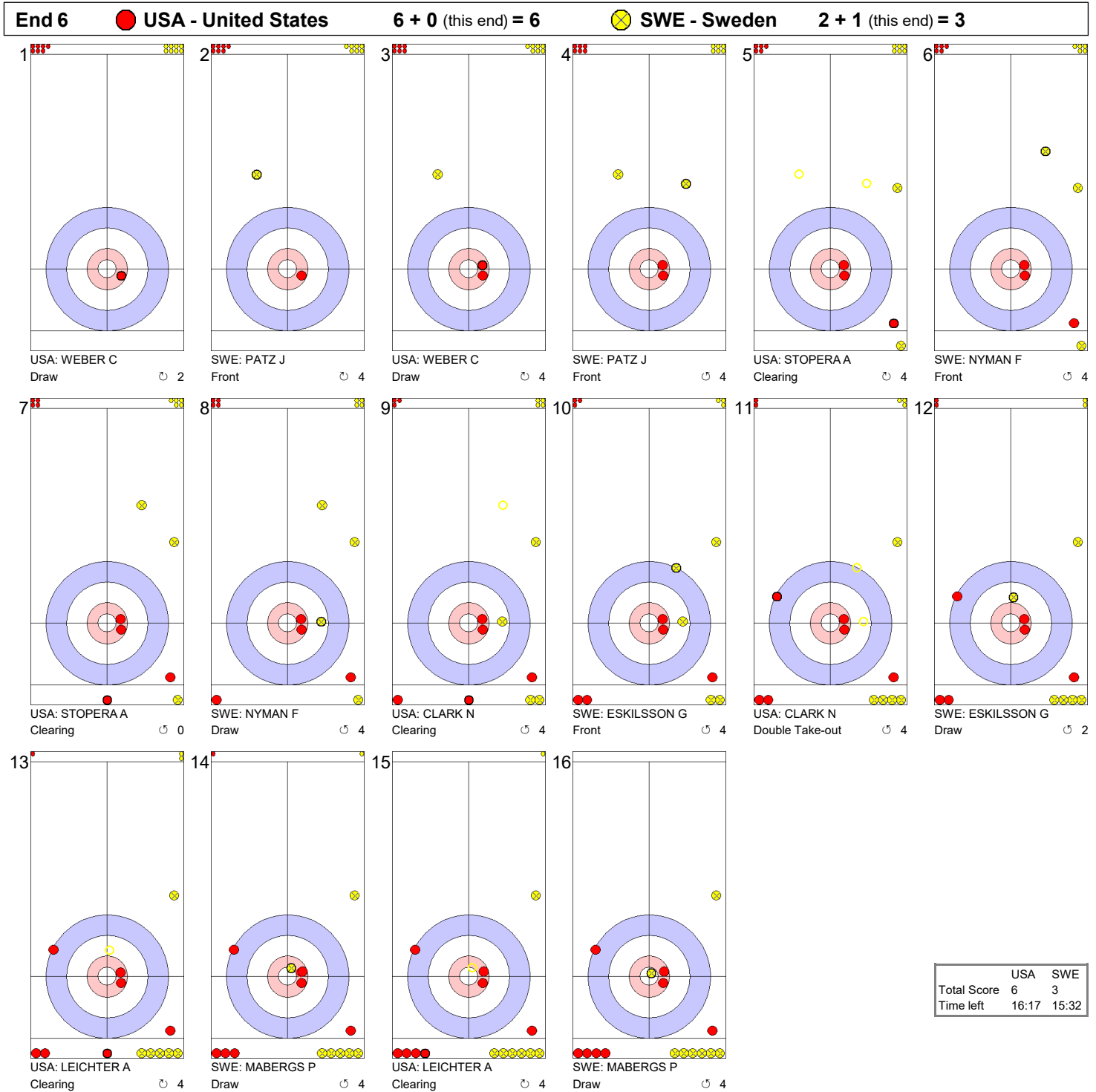


Game - Shot by Shot



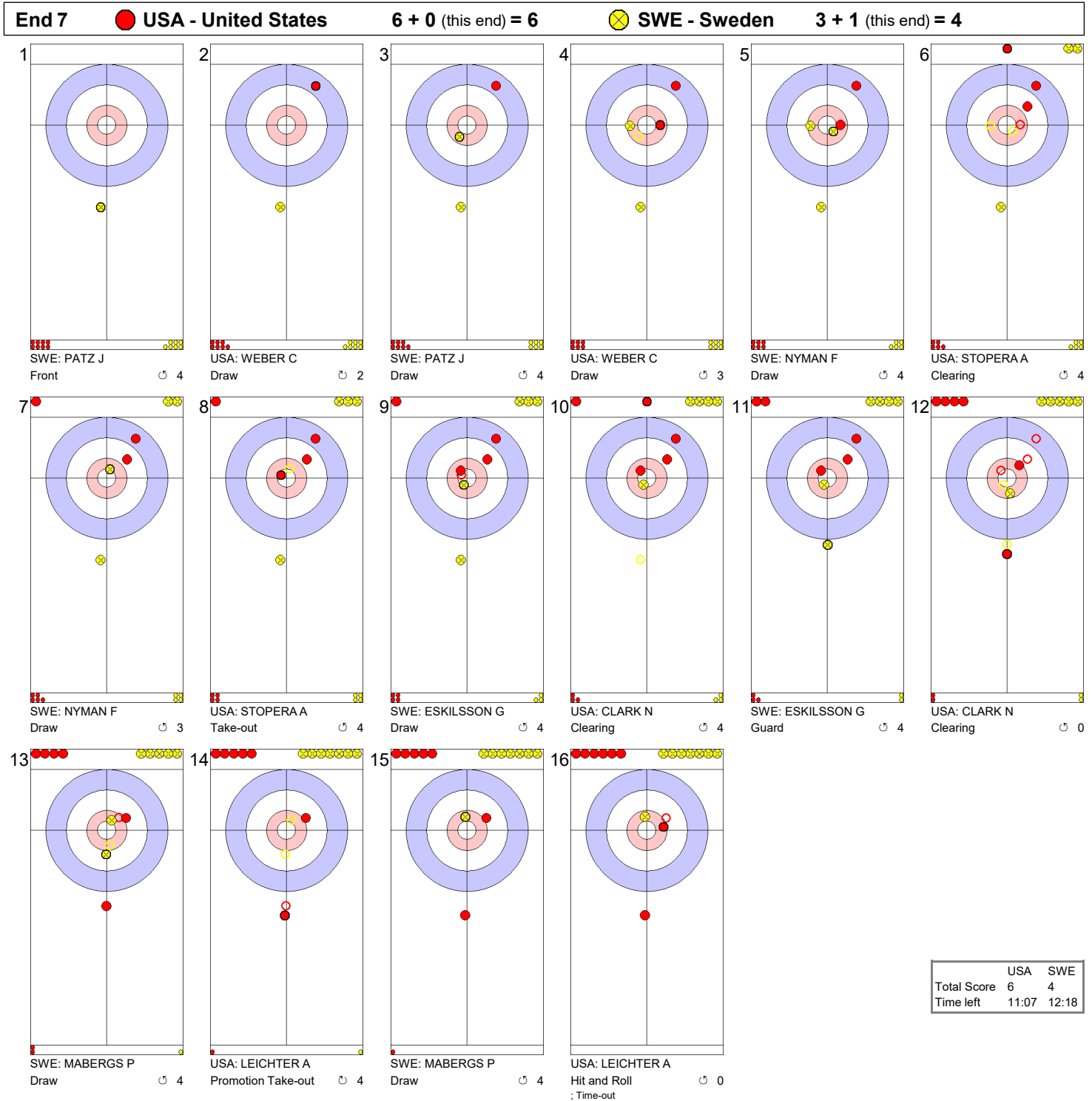


Game - Shot by Shot





Game - Shot by Shot



	USA	SWE
Total Score	6	4
Time left	11:07	12:18



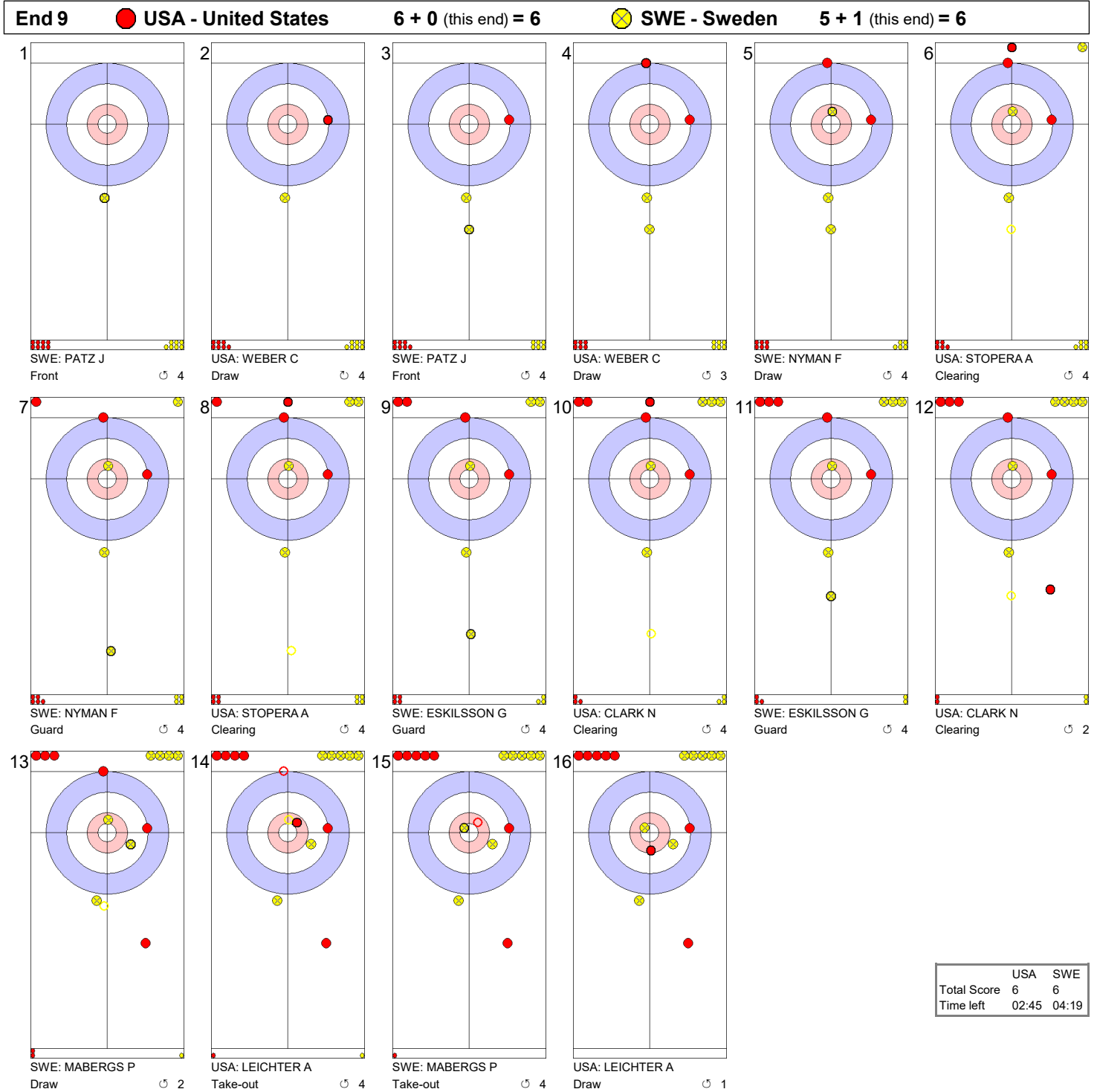
Game - Shot by Shot



	USA	SWE
Total Score	6	5
Time left	05:50	07:24



Game - Shot by Shot



	USA	SWE
Total Score	6	6
Time left	02:45	04:19



Game - Shot by Shot





Game Results

REVISED

1 FEB 14:20

Sheet	Game	Team	LSFE	1	2	3	4	5	6	7	8	9	10	Extra Ends	Total
C	3	USA - United States of America		0	4	0	0	2	0	0	0	0	1		7
	3	SWE - Sweden	*	0	0	2	0	0	1	1	1	1	0		6

USA - United States of America		Shot Success Game
4 S	LEICHTER Alex	79%
3 V	CLARK Nate	75%
2	STOPERA Andrew	73%
1	WEBER Calvin	69%
A	BOND Chris	-
Team Total		74%

SWE - Sweden		Shot Success Game
4 V	MABERGS Patrik	79%
3 S	ESKILSSON Gustav	80%
2	NYMAN Fredrik	76%
1	PATZ Johannes	94%
A	-	-
Team Total		82%

Last Stone Draw	Distance
☺ WEBER C	71.4cm
☹ LEICHTER A	86.8cm
Total	158.2cm

Last Stone Draw	Distance
☺ PATZ J	44.7cm
☹ NYMAN F	35.3cm
Total	80.0cm

Time remaining: 0 minutes 58 seconds

Time remaining: 1 minute 21 seconds

Time-out: end 7 - USA stone 8

Time-out: end 10 - SWE stone 8

Shot Success Analysis

USA - United States of America	Draws	Take-outs	Game
4 LEICHTER Alex	☺ 6 71%	4 100%	10 83%
	☹ 1 25%	8 81%	9 75%
	Total 7 64%	12 88%	19 79%
3 CLARK Nate	☺ 1 100%	5 90%	6 92%
	☹ 1 100%	13 65%	14 68%
	Total 2 100%	18 72%	20 75%
2 STOPERA Andrew	☺ 3 67%	7 82%	10 78%
	☹ 0 -	10 68%	10 68%
	Total 3 67%	17 74%	20 73%
1 WEBER Calvin	☺ 15 68%	1 100%	16 70%
	☹ 4 63%	0 -	4 63%
	Total 19 67%	1 100%	20 69%
A BOND Chris	☺ 0 -	0 -	0 -
	☹ 0 -	0 -	0 -
	Total 0 -	0 -	0 -
Team	☺ 25 70%	17 90%	42 78%
	☹ 6 63%	31 70%	37 69%
	Total 31 69%	48 77%	79 74%

SWE - Sweden	Draws	Take-outs	Game
4 MABERGS Patrik	☺ 4 69%	2 50%	6 63%
	☹ 7 89%	7 82%	14 86%
	Total 11 82%	9 75%	20 79%
3 ESKILSSON Gustav	☺ 2 88%	4 50%	6 63%
	☹ 10 85%	4 94%	14 88%
	Total 12 85%	8 72%	20 80%
2 NYMAN Fredrik	☺ 3 75%	1 25%	4 63%
	☹ 11 84%	5 70%	16 80%
	Total 14 82%	6 63%	20 76%
1 PATZ Johannes	☺ 9 86%	0 -	9 86%
	☹ 10 100%	1 100%	11 100%
	Total 19 93%	1 100%	20 94%
A -	☺ 0 -	0 -	0 -
	☹ 0 -	0 -	0 -
	Total 0 -	0 -	0 -
Team	☺ 18 81%	7 46%	25 71%
	☹ 38 89%	17 82%	55 87%
	Total 56 87%	24 72%	80 82%

Note:

Team position and functions are attached to each team member's name as follows:
4 = Fourth, **3** = Third, **2** = Second, **1** = Lead, **A** = Alternate, **S** = Skip, **V** = Vice-Skip

Legend:

☺ Clockwise

☹ Counter-clockwise

LSFE(*) Last Stone First End

USA: WEBER Calvin has had the spelling correction of his name



Game Results

Sheet	Game	Team	LSFE	1	2	3	4	5	6	7	8	9	10	Extra Ends	Total
D	3	GBR - United Kingdom		0	0	0	0	2	0	1	1	2	1		7
	3	NOR - Norway	*	0	1	0	2	0	1	0	0	0	0		4

GBR - United Kingdom	
4 S	MOUAT Bruce
3 V	LAMMIE Bobby
2	CANNON Gregor
1	SLOAN Derrick
A	SCHREIBER Alasdair

NOR - Norway	
4 S	WALSTAD Steffen
3 V	HOEIBERG Markus
2	NEDREGOTTEN Magnus
1	ROELVAAG Sander
A	-

Last Stone Draw	Distance
⌚ LAMMIE B	28.7cm
⌚ MOUAT B	7.4cm
Total	36.1cm

Last Stone Draw	Distance
⌚ ROELVAAG S	8.0cm
⌚ WALSTAD S	24.1cm
Total	32.1cm

Time remaining: 6 minutes 16 seconds

Time remaining: 2 minutes 51 seconds

Time-out: end 10 - NOR stone 8

Note:
Team position and functions are attached to each team member's name as follows:
4 = Fourth, 3 = Third, 2 = Second, 1 = Lead, A = Alternate, S = Skip, V = Vice-Skip

Legend:
⌚ Clockwise ⌚ Counter-clockwise LSFE(*) Last Stone First End





Game Results

Sheet	Game	Team	LSFE	1	2	3	4	5	6	7	8	9	10	Extra Ends	Total
E	3	KAZ - Kazakhstan		0	0	0	0	1	0	1	X	X	X		2
	3	CZE - Czech Republic	*	3	1	2	0	0	4	0	X	X	X		10

KAZ - Kazakhstan	
4 S	KIM Daniel
3 V	ZHUZBAY Abylaikhan
2	GARAGUL Dmitriy
1	AKHMAD Renas
A	IRGEBAY Tamerlan

CZE - Czech Republic	
4 S	KLIMA Lukas
3 V	CERNOVSKY Marek
2	JURIK Martin
1	MOKRIS Samuel
A	SPLAVEC Jakub

Last Stone Draw	Distance
⌚ ZHUZBAY A	7.3cm
⌚ KIM D	95.3cm
Total	102.6cm

Last Stone Draw	Distance
⌚ MOKRIS S	35.3cm
⌚ KLIMA L	10.2cm
Total	45.5cm

Time remaining: 14 minutes 7 seconds

Time remaining: 15 minutes 33 seconds

Note:
Team position and functions are attached to each team member's name as follows:
4 = Fourth, 3 = Third, 2 = Second, 1 = Lead, A = Alternate, S = Skip, V = Vice-Skip

Legend:
⌚ Clockwise ⌚ Counter-clockwise LSFE(*) Last Stone First End
X Unfinished end due to concession





Game Results

Sheet	Game	Team	LSFE	1	2	3	4	5	6	7	8	9	10	Extra Ends	Total
A	4	CZE - Czech Republic		0	1	0	0	0	0	1	0	X	X		2
	4	NOR - Norway	*	0	0	4	1	1	0	0	1	X	X		7

CZE - Czech Republic

4 S KLIMA Lukas
3 V CERNOVSKY Marek
2 JURIK Martin
1 MOKRIS Samuel
A SPLAVEC Jakub

NOR - Norway

4 S WALSTAD Steffen
3 V HOEIBERG Markus
2 NEDREGOTTEN Magnus
1 ROELVAAG Sander
A -

Last Stone Draw

⌚ JURIK M
⌚ CERNOVSKY M

Distance

115.9cm
94.6cm

Total

210.5cm

Time remaining: 6 minutes 56 seconds

Last Stone Draw

⌚ HOEIBERG M
⌚ NEDREGOTTEN M

Distance

100.5cm
80.5cm

Total

181.0cm

Time remaining: 13 minutes 0 seconds

Note:

Team position and functions are attached to each team member's name as follows:
4 = Fourth, 3 = Third, 2 = Second, 1 = Lead, A = Alternate, S = Skip, V = Vice-Skip

Legend:

⌚ Clockwise

⌚ Counter-clockwise

LSFE(*) Last Stone First End

X Unfinished end due to concession



Game Results

Sheet	Game	Team	LSFE	1	2	3	4	5	6	7	8	9	10	Extra Ends	Total
B	4	GBR - United Kingdom	*	2	0	0	3	2	0	1	X	X	X		8
	4	SWE - Sweden		0	1	1	0	0	1	0	X	X	X		3

GBR - United Kingdom	
4 S	MOUAT Bruce
3 V	LAMMIE Bobby
2	CANNON Gregor
1	SLOAN Derrick
A	SCHREIBER Alasdair

SWE - Sweden	
4 V	MABERGS Patrik
3 S	ESKILSSON Gustav
2	NYMAN Fredrik
1	PATZ Johannes
A	-

Last Stone Draw		Distance
⌚	CANNON G	8.1cm
⌚	SLOAN D	2.1cm
Total		10.2cm

Last Stone Draw		Distance
⌚	MABERGS P	19.7cm
⌚	ESKILSSON G	199.6cm
Total		219.3cm

Time remaining: 12 minutes 27 seconds

Time remaining: 9 minutes 52 seconds

Time-out: end 4 - SWE stone 7

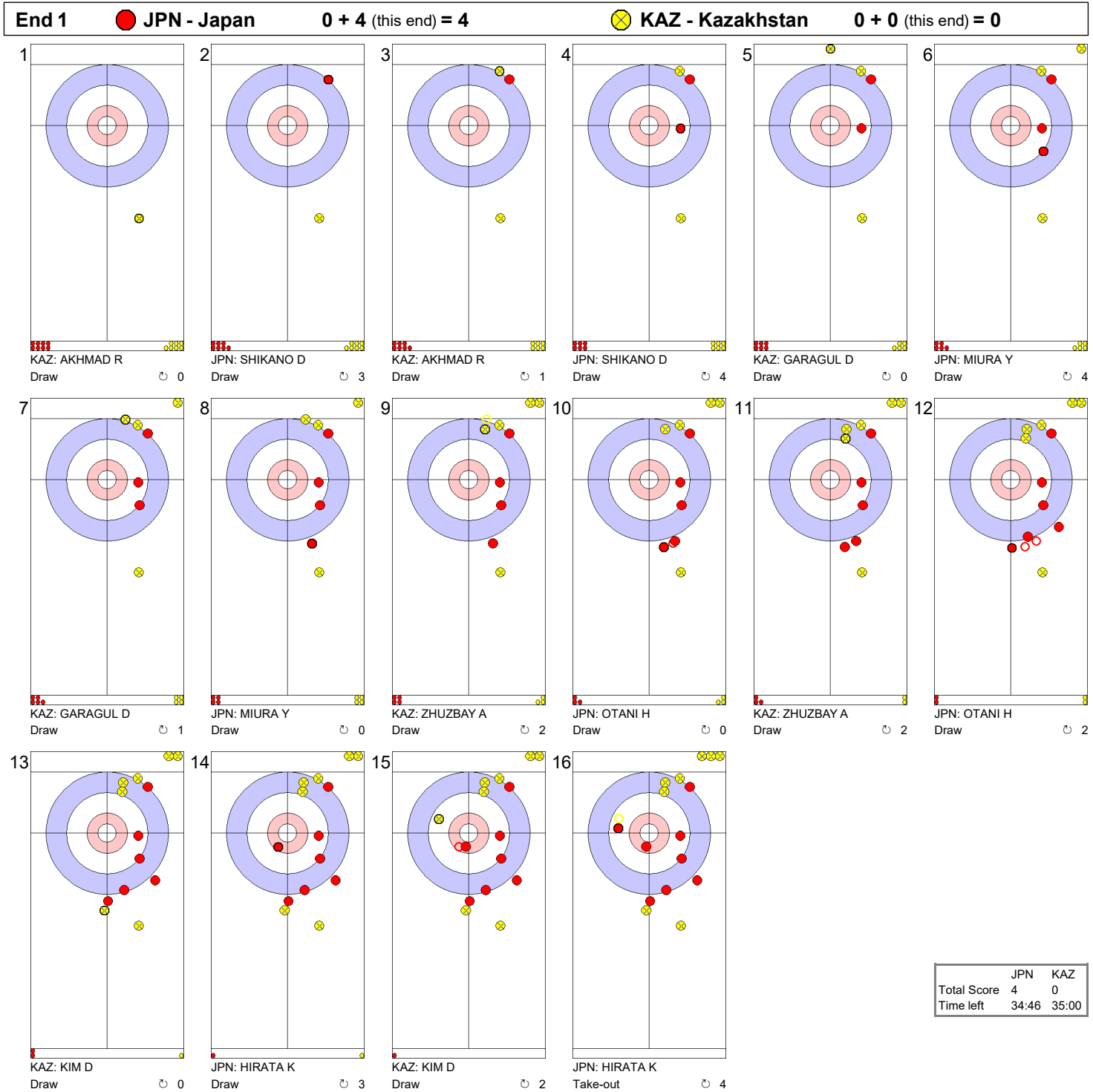
Note:
Team position and functions are attached to each team member's name as follows:
4 = Fourth, 3 = Third, 2 = Second, 1 = Lead, A = Alternate, S = Skip, V = Vice-Skip

Legend:
⌚ Clockwise ⌚ Counter-clockwise LSFE(*) Last Stone First End
X Unfinished end due to concession



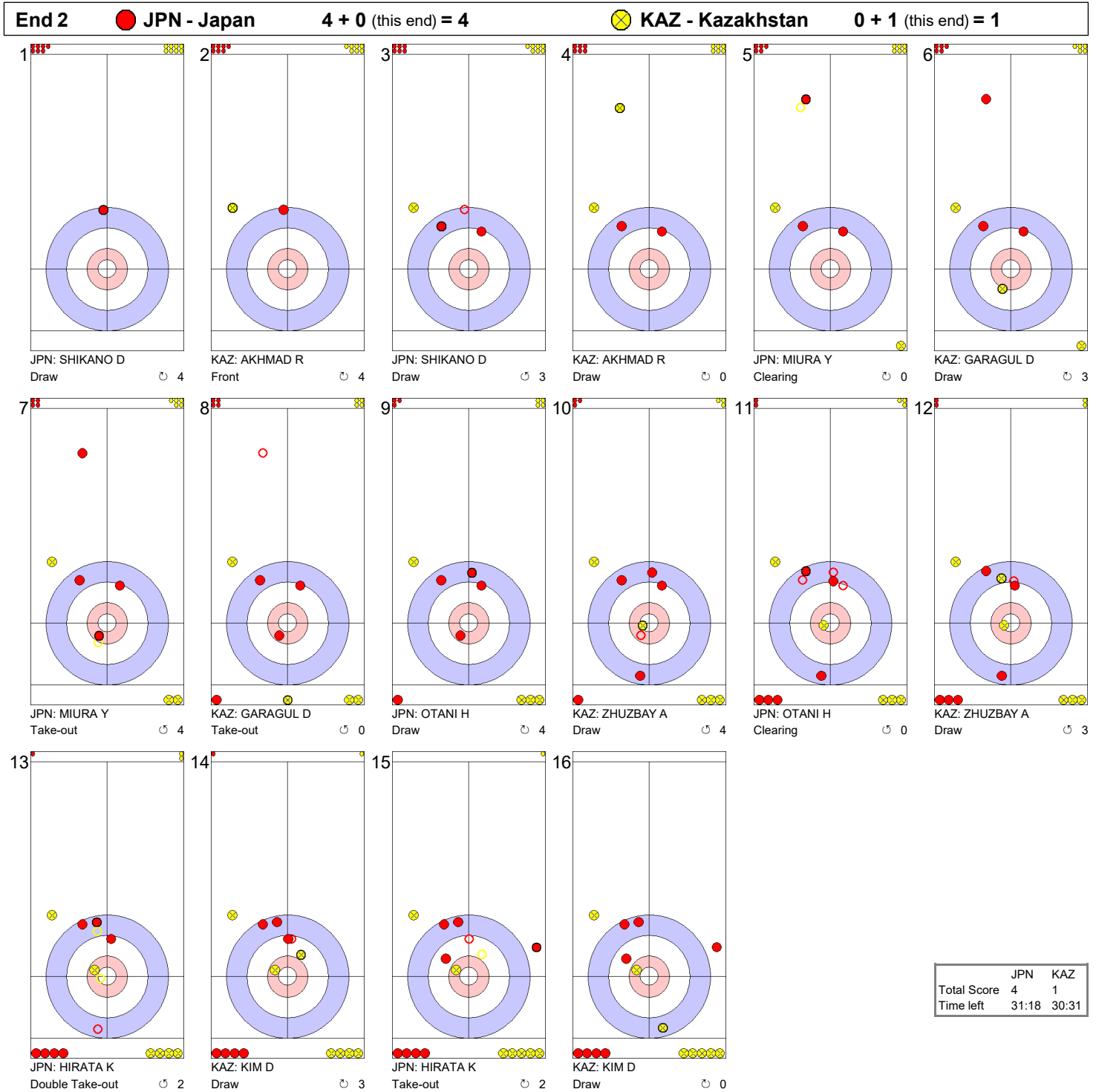


Game - Shot by Shot





Game - Shot by Shot





Game - Shot by Shot





Game - Shot by Shot



	JPN	KAZ
Total Score	5	1
Time left	22:46	24:09





Game - Shot by Shot



	JPN	KAZ
Total Score	6	1
Time left	18:15	18:10



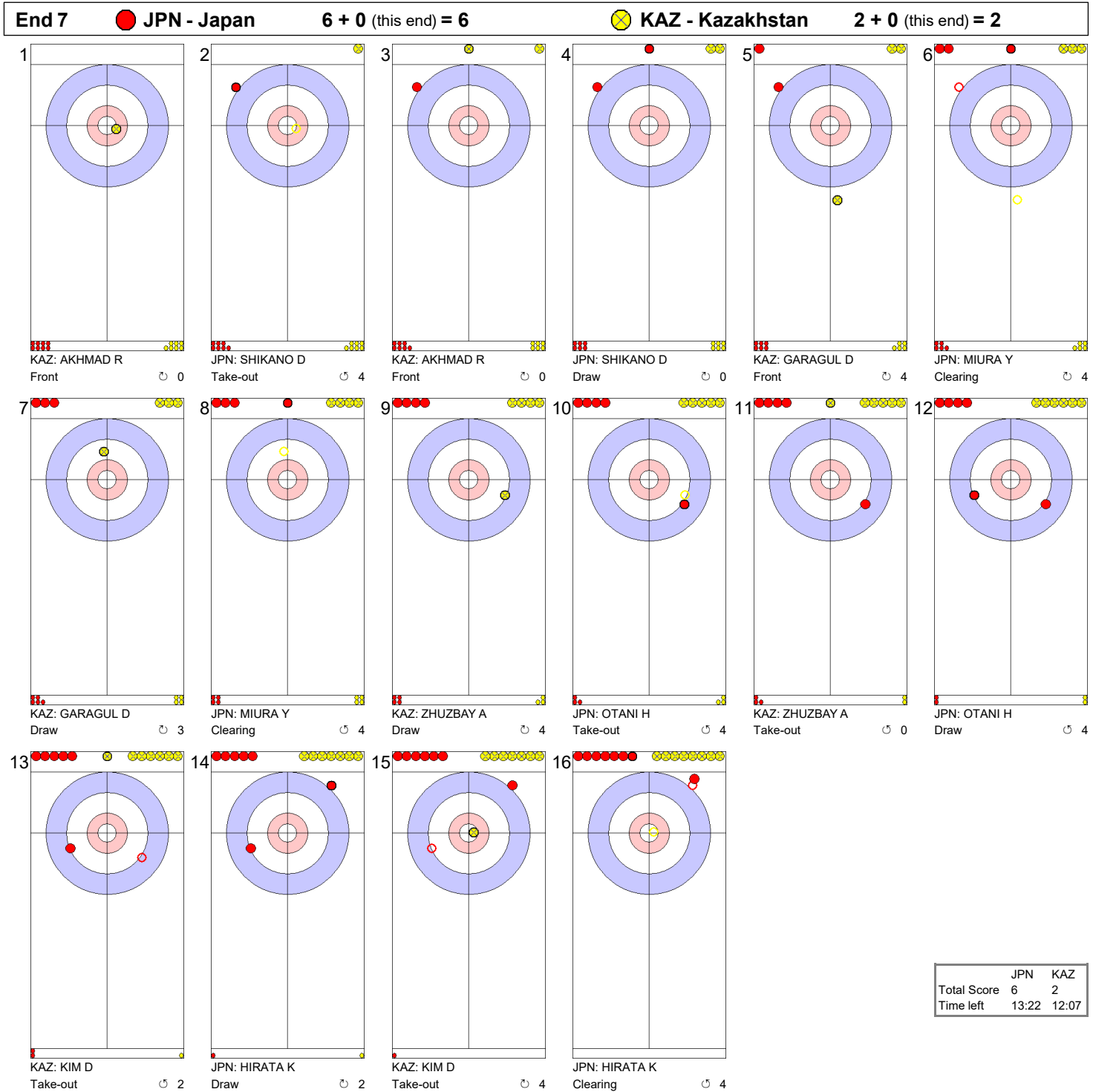


Game - Shot by Shot





Game - Shot by Shot

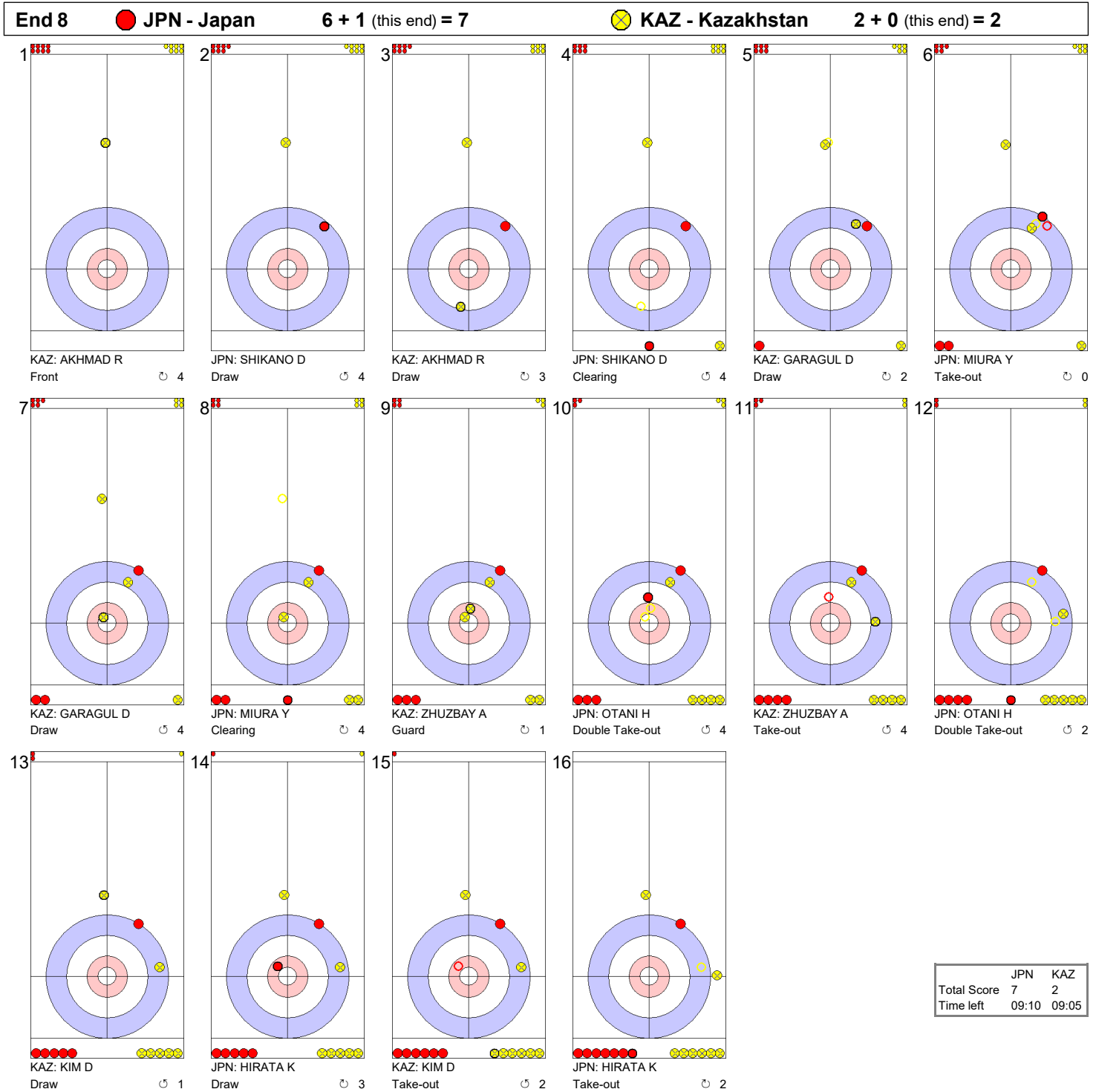


	JPN	KAZ
Total Score	6	2
Time left	13:22	12:07





Game - Shot by Shot

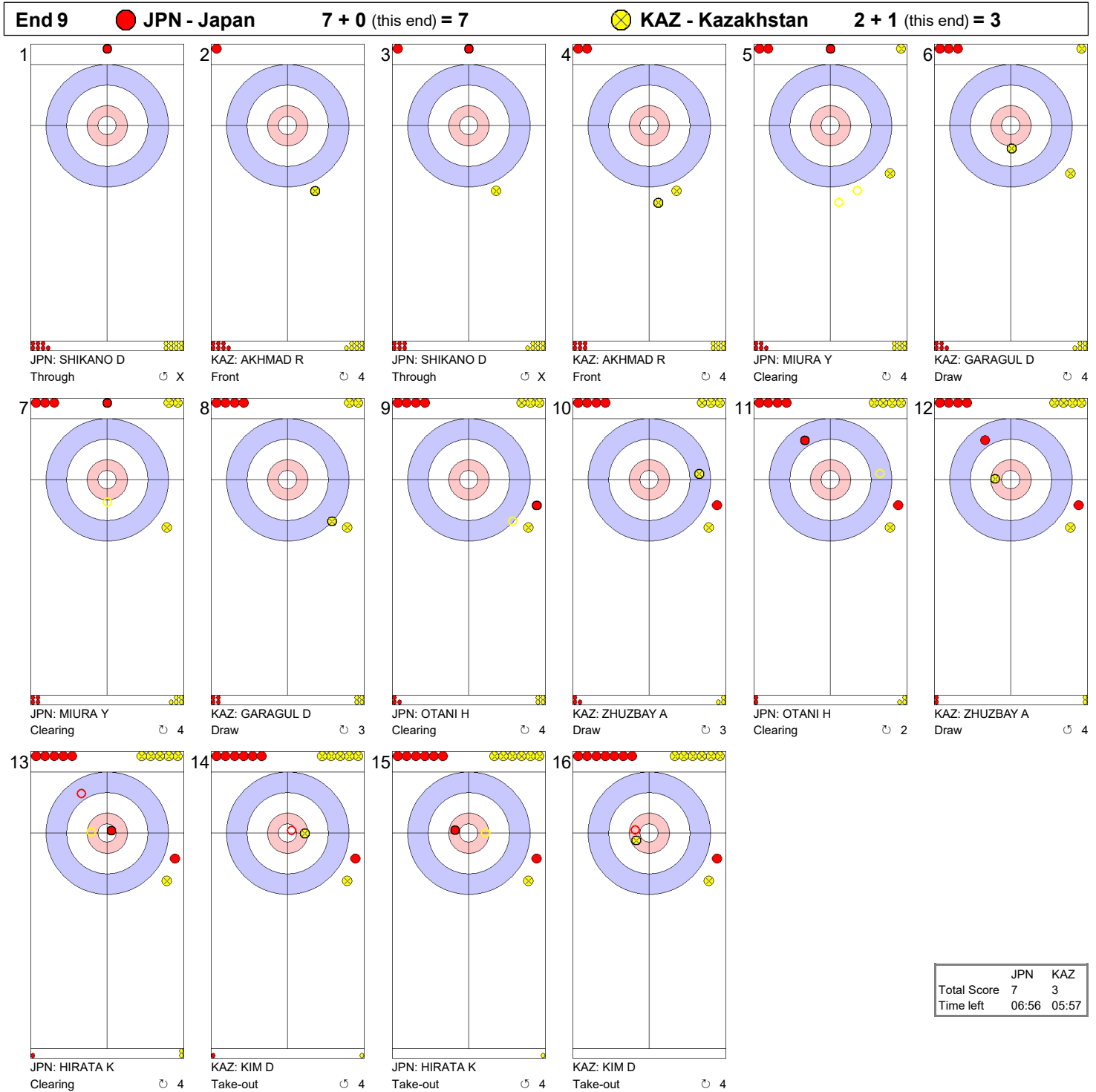


	JPN	KAZ
Total Score	7	2
Time left	09:10	09:05





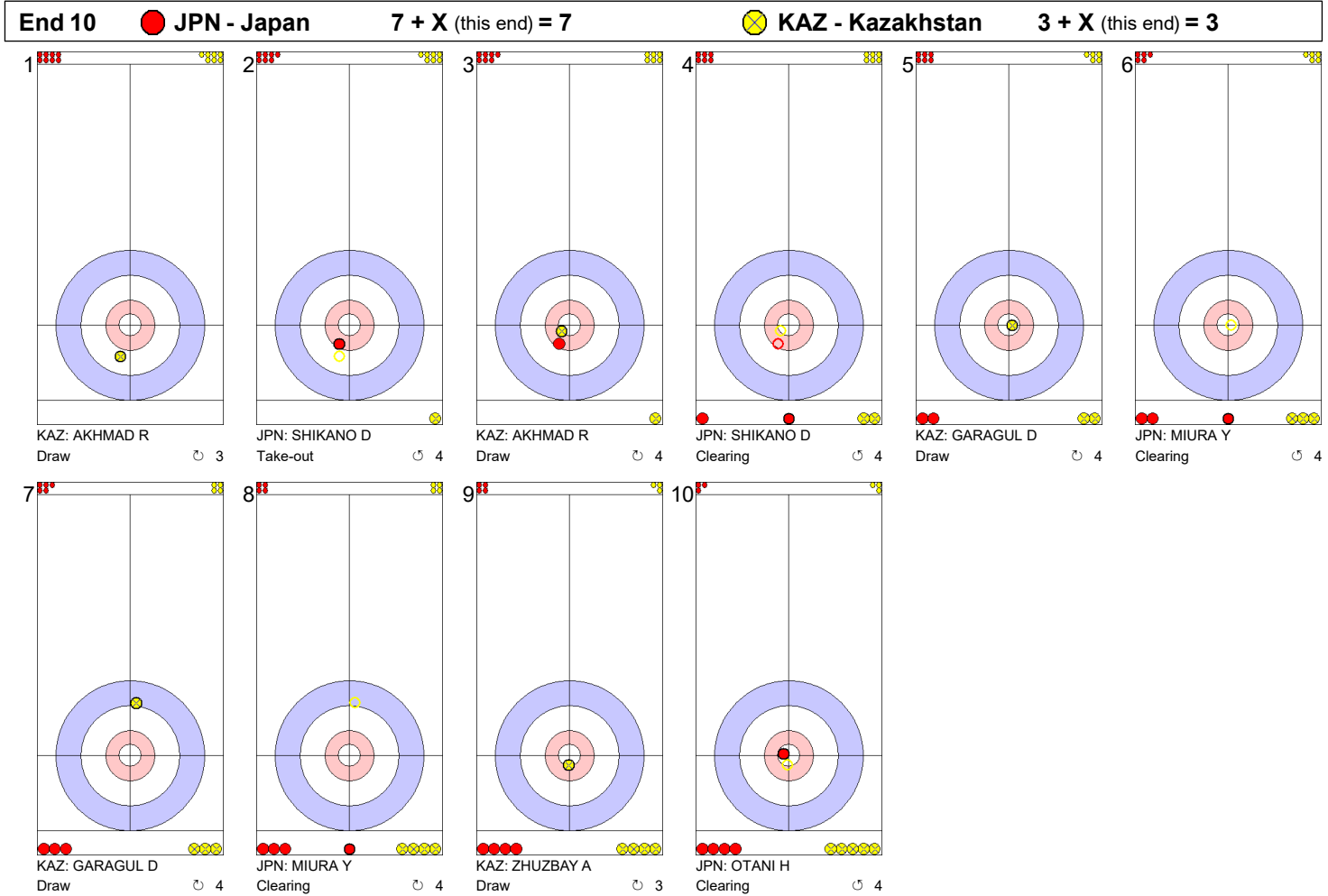
Game - Shot by Shot



	JPN	KAZ
Total Score	7	3
Time left	06:56	05:57



Game - Shot by Shot



Note:

Shot Success Points:
 4 = 100%
 3 = 75%
 2 = 50%
 1 = 25%
 0 = 0%
 X = not considered

Rotation:
 ↻ Clockwise
 ↺ Counter-clockwise

	JPN	KAZ
Total Score	7	3
Time left	06:02	04:56

Legend:
 X Unfinished end due to concession





Game Results

Sheet	Game	Team	LSFE	1	2	3	4	5	6	7	8	9	10	Extra Ends	Total
C	4	JPN - Japan	*	4	0	0	1	1	0	0	1	0	X		7
	4	KAZ - Kazakhstan		0	1	0	0	0	1	0	0	1	X		3

JPN - Japan		Shot Success Game
4 S	HIRATA Kohsuke	81%
3	OTANI Hiromu	64%
2 V	MIURA Yoshiya	75%
1	SHIKANO Daiki	81%
A	KAMADA Yuto	-
Team Total		75%

KAZ - Kazakhstan		Shot Success Game
4 S	KIM Daniel	53%
3 V	ZHUZBAY Abylaikhan	63%
2	GARAGUL Dmitriy	70%
1	AKHMAD Renas	69%
A	IRGEBAY Tamerlan	-
Team Total		64%

Last Stone Draw	Distance
☺ SHIKANO D	87.4cm
☹ OTANI H	21.3cm
Total	108.7cm

Last Stone Draw	Distance
☺ GARAGUL D	36.8cm
☹ AKHMAD R	199.6cm
Total	236.4cm

Time remaining: 6 minutes 2 seconds

Time remaining: 4 minutes 56 seconds

Shot Success Analysis

JPN - Japan		Draws	Take-outs	Game
4 HIRATA Kohsuke	☺	4 75%	6 67%	10 70%
	☹	1 100%	7 93%	8 94%
	Total	5 80%	13 81%	18 81%
3 OTANI Hiromu	☺	4 44%	5 70%	9 58%
	☹	2 50%	8 75%	10 70%
	Total	6 46%	13 73%	19 64%
2 MIURA Yoshiya	☺	3 67%	9 72%	12 71%
	☹	0 -	8 81%	8 81%
	Total	3 67%	17 76%	20 75%
1 SHIKANO Daiki	☺	8 72%	1 100%	9 75%
	☹	5 75%	4 100%	9 86%
	Total	13 73%	5 100%	18 81%
A KAMADA Yuto	☺	0 -	0 -	0 -
	☹	0 -	0 -	0 -
	Total	0 -	0 -	0 -
Team	☺	19 66%	21 71%	40 69%
	☹	8 72%	27 85%	35 82%
	Total	27 68%	48 79%	75 75%

KAZ - Kazakhstan		Draws	Take-outs	Game
4 KIM Daniel	☺	6 42%	4 75%	10 55%
	☹	4 50%	4 50%	8 50%
	Total	10 45%	8 63%	18 53%
3 ZHUZBAY Abylaikhan	☺	11 52%	2 100%	13 60%
	☹	4 81%	2 50%	6 71%
	Total	15 60%	4 75%	19 63%
2 GARAGUL Dmitriy	☺	16 72%	1 100%	17 74%
	☹	2 75%	1 0%	3 50%
	Total	18 72%	2 50%	20 70%
1 AKHMAD Renas	☺	18 67%	0 -	18 67%
	☹	2 88%	0 -	2 88%
	Total	20 69%	0 -	20 69%
A IRGEBAY Tamerlan	☺	0 -	0 -	0 -
	☹	0 -	0 -	0 -
	Total	0 -	0 -	0 -
Team	☺	51 62%	7 86%	58 65%
	☹	12 71%	7 43%	19 61%
	Total	63 64%	14 64%	77 64%

Note:

Team position and functions are attached to each team member's name as follows:
4 = Fourth, **3** = Third, **2** = Second, **1** = Lead, **A** = Alternate, **S** = Skip, **V** = Vice-Skip

Legend:

☺ Clockwise ☹ Counter-clockwise LSFE(*) Last Stone First End
 X Unfinished end due to concession



Game Results

Sheet	Game	Team	LSFE	1	2	3	4	5	6	7	8	9	10	Extra Ends	Total
D	4	RUS - Russian Federation	*	1	0	0	2	0	0	1	0	1	0	1	6
	4	KOR - Republic of Korea		0	1	0	0	1	0	0	2	0	1	0	5

RUS - Russian Federation	
4 S	TIMOFEEV Alexey
3 V	GADZHIKHANOV Timur
2	RAZHABOV Artur
1	ALI Artur
A	KLIMOV Evgeny

KOR - Republic of Korea	
4 S	SEONG Sehyeon
3 V	OH Eunsu
2	LEE Kijeong
1	LEE Kibok
A	KIM Chigu

Last Stone Draw		Distance
⌚	GADZHIKHANOV T	16.5cm
⌚	RAZHABOV A	18.5cm
Total		35.0cm
Time remaining: 0 minutes 39 seconds		
1 minute 22 seconds (after extra end)		
Time-out: end 9 - RUS stone 8		

Last Stone Draw		Distance
⌚	LEE Kib	6.9cm
⌚	LEE Kij	128.0cm
Total		134.9cm
Time remaining: 0 minutes 5 seconds		
0 minutes 15 seconds (after extra end)		
Time-out: end 8 - KOR stone 8; end 11 - KOR stone 7		

Note:
Team position and functions are attached to each team member's name as follows:
4 = Fourth, 3 = Third, 2 = Second, 1 = Lead, A = Alternate, S = Skip, V = Vice-Skip

Legend:
⌚ Clockwise ⌚ Counter-clockwise LSFE(*) Last Stone First End





Game Results

Sheet	Game	Team	LSFE	1	2	3	4	5	6	7	8	9	10	Extra Ends	Total
E	4	USA - United States of America	*	0	0	1	0	0	2	0	2	0	1		6
	4	CAN - Canada		0	0	0	0	2	0	2	0	0	0		4

USA - United States of America	
4 S	LEICHTER Alex
3 V	CLARK Nate
2	BOND Chris
1	WEBER Calvin
A	STOPERA Andrew

CAN - Canada	
4 S	SQUIRES Aaron
3 V	KRELL Richard
2	NUTTALL Spencer
1	REID Fraser
A	CUDDIE Russell

Last Stone Draw	Distance
⌚ BOND C	46.6cm
⌚ CLARK N	25.7cm
Total	72.3cm

Last Stone Draw	Distance
⌚ REID F	19.9cm
⌚ NUTTALL S	54.4cm
Total	74.3cm

Time remaining: 2 minutes 23 seconds

Time remaining: 3 minutes 32 seconds

Note:
Team position and functions are attached to each team member's name as follows:
4 = Fourth, 3 = Third, 2 = Second, 1 = Lead, A = Alternate, S = Skip, V = Vice-Skip

Legend:
⌚ Clockwise ⌚ Counter-clockwise LSFE(*) Last Stone First End





Game Results

Sheet	Game	Team	LSFE	1	2	3	4	5	6	7	8	9	10	Extra Ends	Total
A	5	GBR - United Kingdom	*	2	5	1	2	0	0	X	X	X	X		10
	5	KAZ - Kazakhstan		0	0	0	0	0	1	X	X	X	X		1

GBR - United Kingdom	
4 S	MOUAT Bruce
3 V	LAMMIE Bobby
2	CANNON Gregor
1	SLOAN Derrick
A	SCHREIBER Alasdair

KAZ - Kazakhstan	
4 S	KIM Daniel
3 V	ZHUZBAY Abylaikhan
2	GARAGUL Dmitriy
1	AKHMAD Renas
A	IRGEBAY Tamerlan

Last Stone Draw	Distance
☺ MOUAT B	15.6cm
☺ LAMMIE B	70.8cm
Total	86.4cm

Last Stone Draw	Distance
☺ KIM D	58.9cm
☺ ZHUZBAY A	199.6cm
Total	258.5cm

Time remaining: 22 minutes 42 seconds

Time remaining: 18 minutes 42 seconds

Note:
Team position and functions are attached to each team member's name as follows:
4 = Fourth, 3 = Third, 2 = Second, 1 = Lead, A = Alternate, S = Skip, V = Vice-Skip

Legend:
☺ Clockwise ☹ Counter-clockwise LSFE(*) Last Stone First End
X Unplayed/unfinished end due to concession





Game Results

Sheet	Game	Team	LSFE	1	2	3	4	5	6	7	8	9	10	Extra Ends	Total
B	5	NOR - Norway		0	0	1	1	2	0	0	1	0	0		5
	5	USA - United States of America	*	0	0	0	0	0	1	0	0	2	1		4

NOR - Norway	
4 S	WALSTAD Steffen
3 V	HOEIBERG Markus
2	NEDREGOTTEN Magnus
1	ROELVAAG Sander
A	-

USA - United States of America	
4 S	LEICHTER Alex
3 V	CLARK Nate
2	BOND Chris
1	STOPERA Andrew
A	WEBER Calvin

Last Stone Draw		Distance
⌚	WALSTAD S	153.1cm
⌚	ROELVAAG S	39.7cm
Total		192.8cm

Last Stone Draw		Distance
⌚	LEICHTER A	37.8cm
⌚	BOND C	60.0cm
Total		97.8cm

Time remaining: 5 minutes 19 seconds

Time remaining: 2 minutes 39 seconds

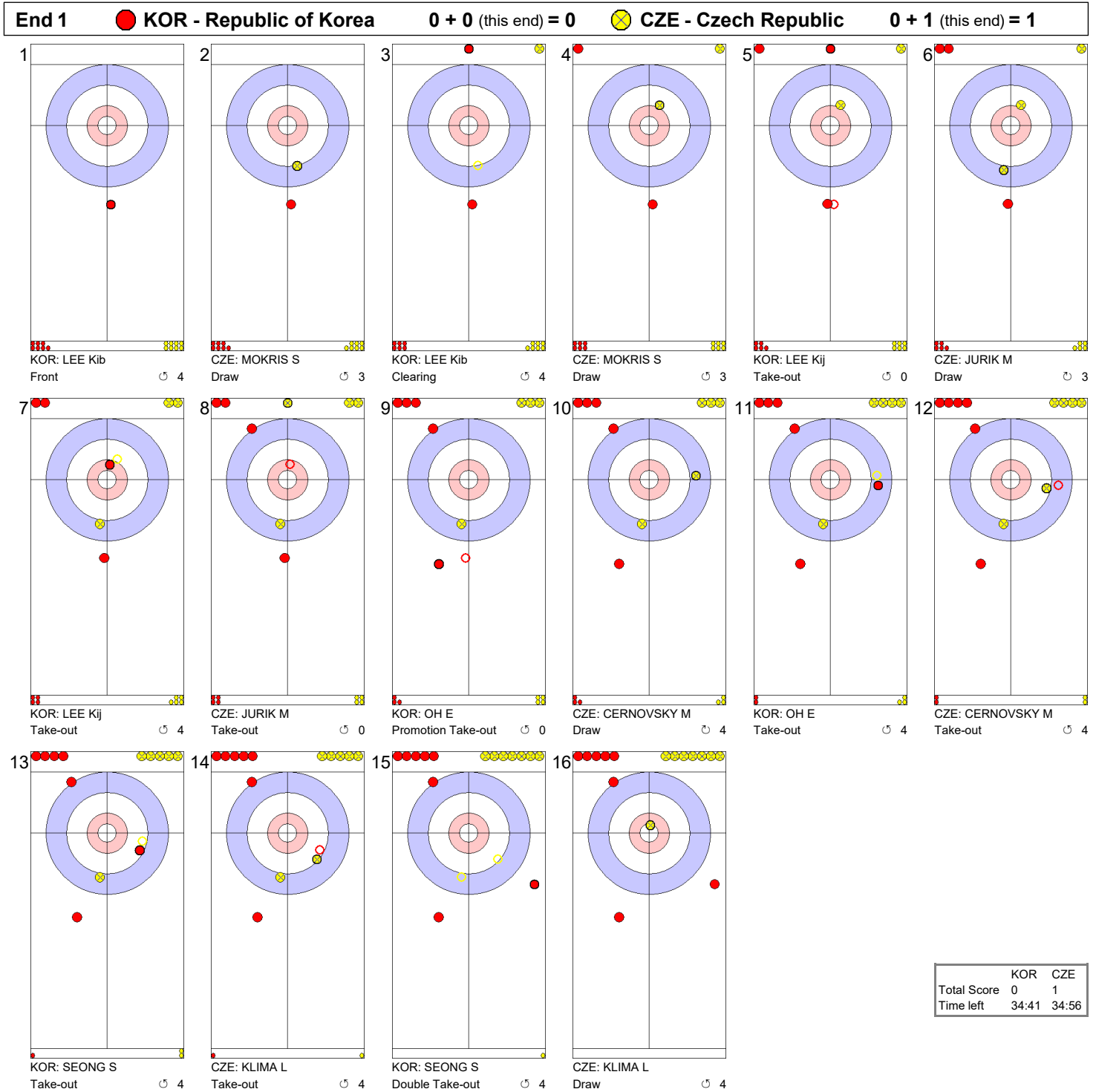
Note:
Team position and functions are attached to each team member's name as follows:
4 = Fourth, 3 = Third, 2 = Second, 1 = Lead, A = Alternate, S = Skip, V = Vice-Skip

Legend:
⌚ Clockwise ⌚ Counter-clockwise LSFE(*) Last Stone First End





Game - Shot by Shot



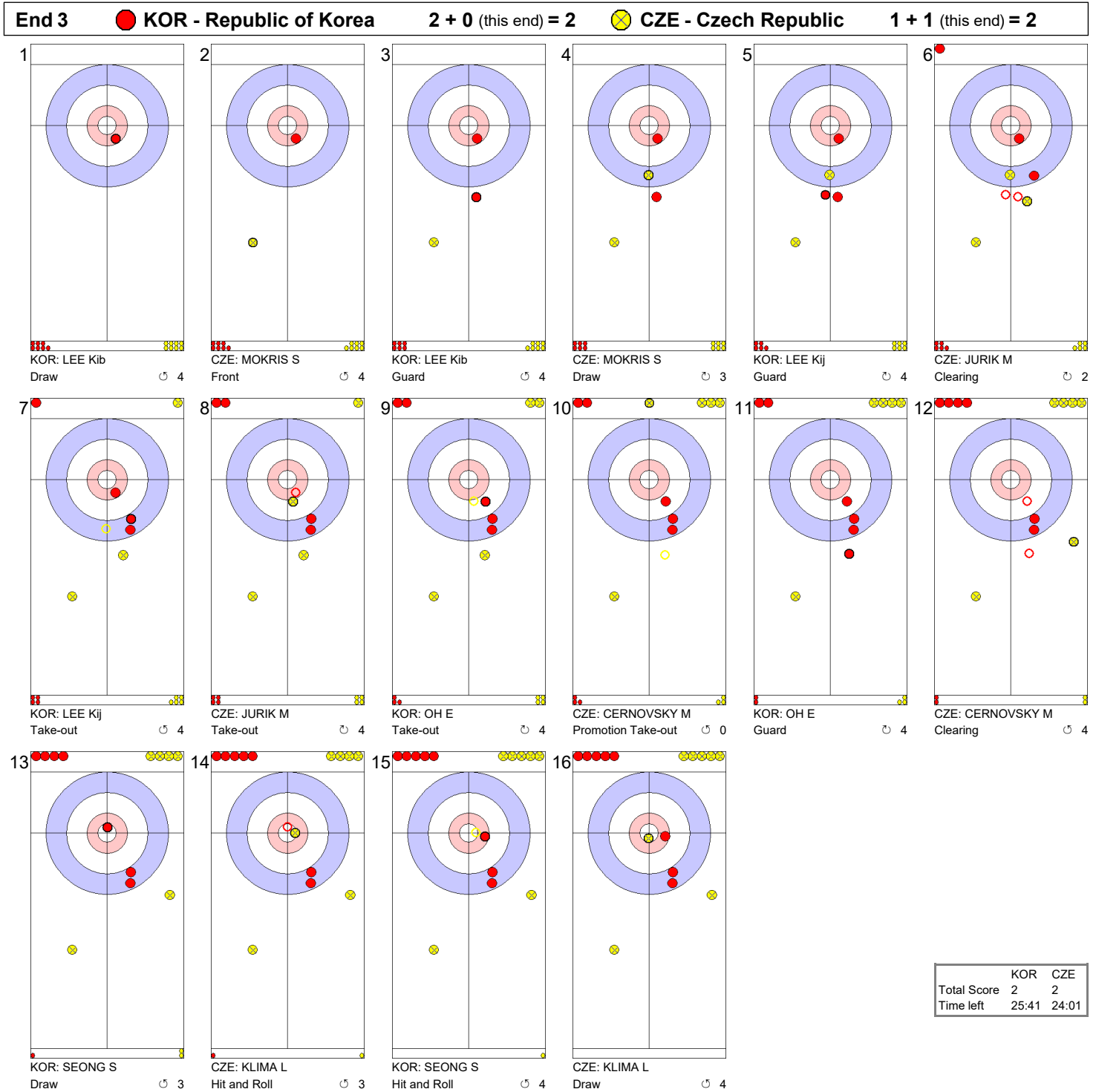


Game - Shot by Shot



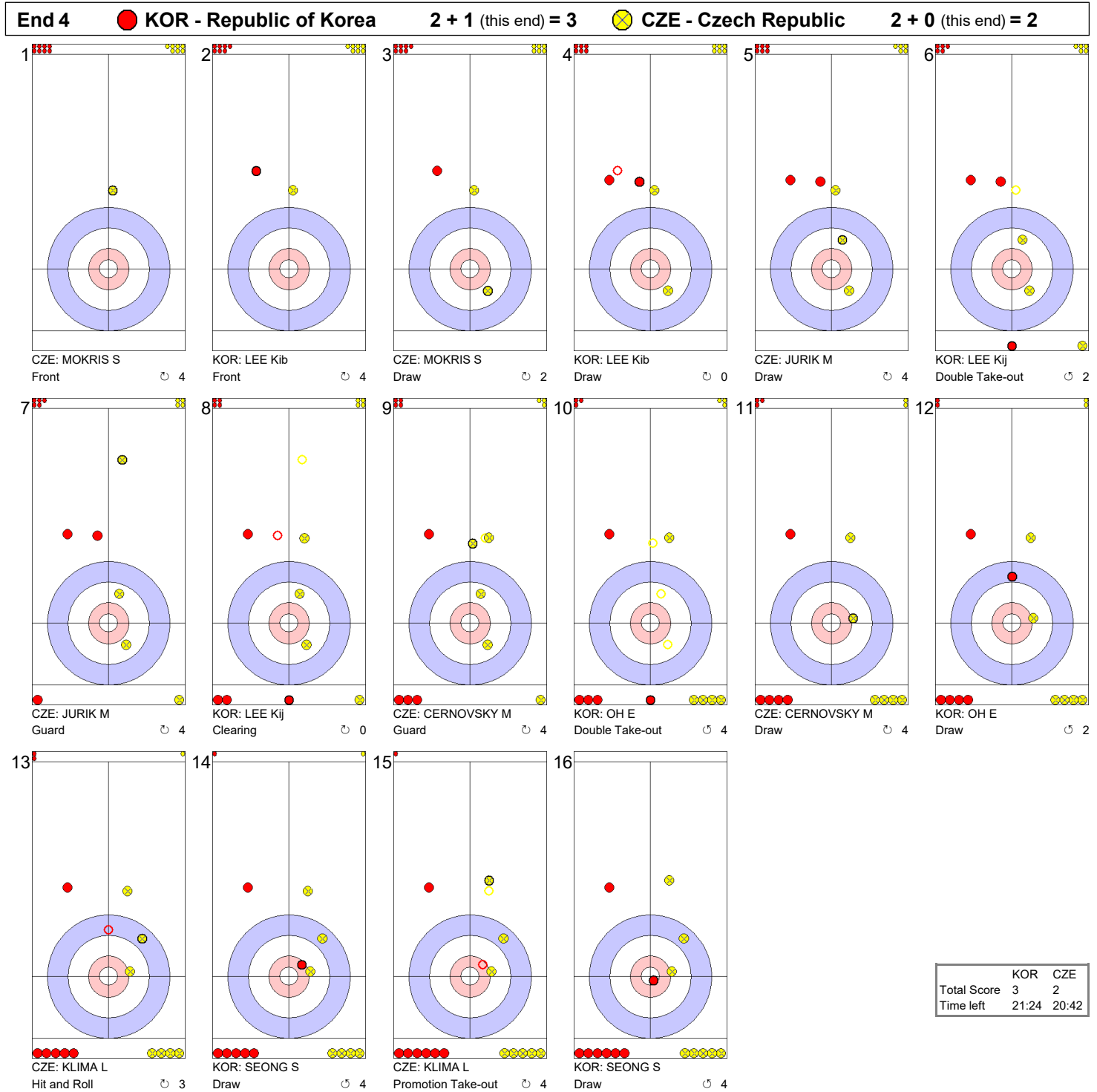


Game - Shot by Shot



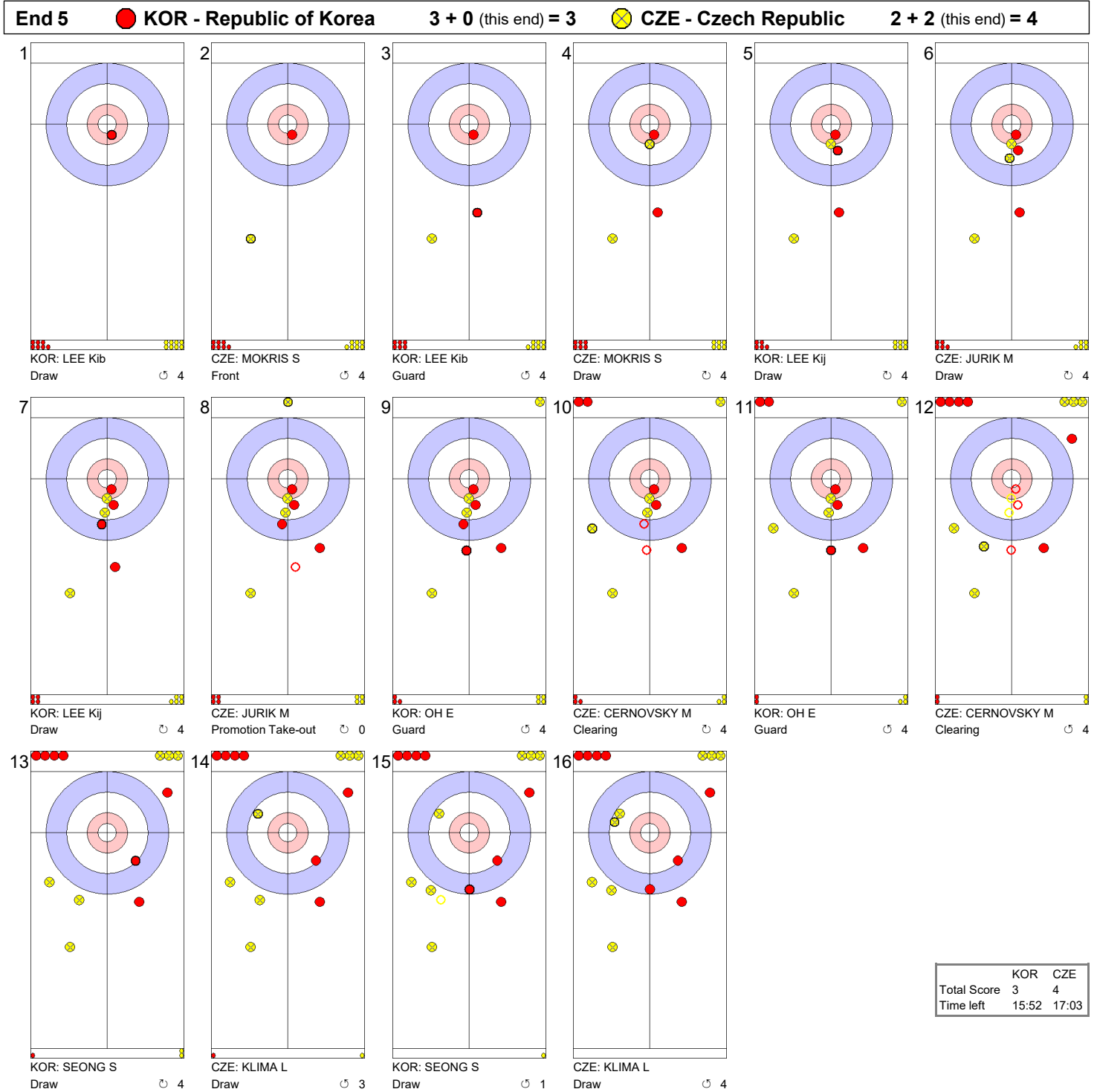


Game - Shot by Shot





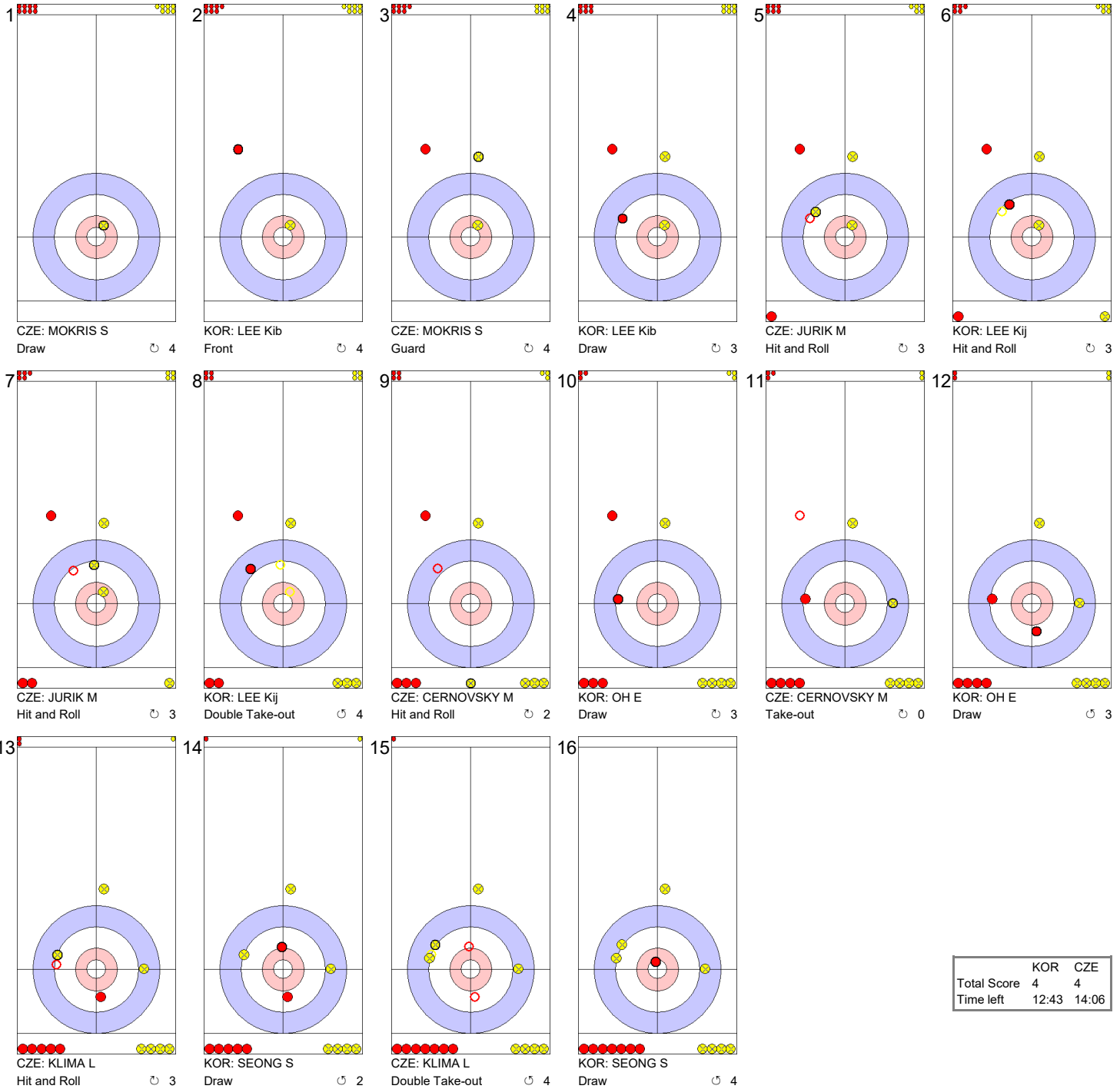
Game - Shot by Shot





Game - Shot by Shot

End 6 ● KOR - Republic of Korea 3 + 1 (this end) = 4 ● CZE - Czech Republic 4 + 0 (this end) = 4



	KOR	CZE
Total Score	4	4
Time left	12:43	14:06





Game - Shot by Shot





Game - Shot by Shot



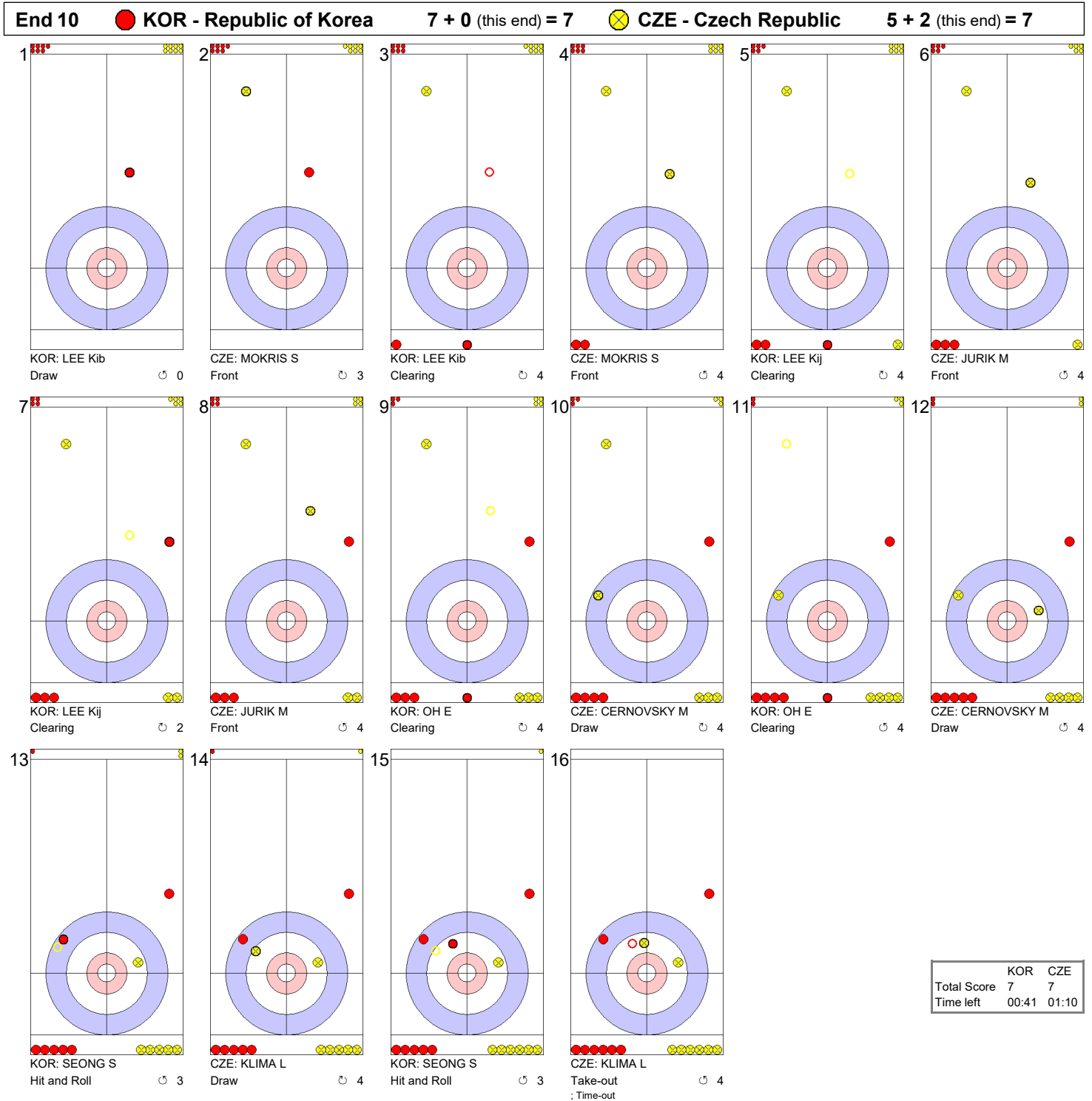


Game - Shot by Shot





Game - Shot by Shot





Game - Shot by Shot

End 11 ● KOR - Republic of Korea 7 + 0 (this end) = 7 ● CZE - Czech Republic 7 + 1 (this end) = 8



Note:
 Shot Success Points:
 4 = 100%
 3 = 75%
 2 = 50%
 1 = 25%
 0 = 0%
 X = not considered

Rotation:
 ↻ Clockwise
 ↺ Counter-clockwise

	KOR	CZE
Total Score	7	8
Time left	00:45	00:27



Game Results

Sheet	Game	Team	LSFE	1	2	3	4	5	6	7	8	9	10	Extra Ends	Total
C	5	KOR - Republic of Korea		0	2	0	1	0	1	1	0	2	0		7
	5	CZE - Czech Republic	*	1	0	1	0	2	0	0	1	0	2	1	8

KOR - Republic of Korea		Shot Success Game
4 S	SEONG Sehyeon	84%
3 V	OH Eunsu	80%
2	LEE Kijeong	73%
1	LEE Kibok	82%
A	KIM Chigu	-
Team Total		80%

CZE - Czech Republic		Shot Success Game
4 S	KLIMA Lukas	86%
3 V	CERNOVSKY Marek	75%
2	JURIK Martin	64%
1	MOKRIS Samuel	82%
A	SPLAVEC Jakub	-
Team Total		77%

Last Stone Draw	Distance
☺ OH E	58.1cm
☹ SEONG S	20.9cm
Total	79.0cm

Last Stone Draw	Distance
☺ KLIMA L	19.1cm
☹ MOKRIS S	48.0cm
Total	67.1cm

Time remaining: 0 minutes 41 seconds
0 minutes 45 seconds (after extra end)

Time remaining: 1 minute 10 seconds
0 minutes 27 seconds (after extra end)

Time-out: end 10 - CZE stone 8; end 11 - CZE stone 8

Shot Success Analysis

KOR - Republic of Korea		Draws	Take-outs	Game
4 SEONG Sehyeon	☺	1 100%	2 100%	3 100%
	☹	10 70%	9 94%	19 82%
	Total	11 73%	11 95%	22 84%
3 OH Eunsu	☺	3 58%	3 100%	6 79%
	☹	6 88%	10 75%	16 80%
	Total	9 78%	13 81%	22 80%
2 LEE Kijeong	☺	3 100%	9 78%	12 83%
	☹	1 50%	9 61%	10 60%
	Total	4 88%	18 69%	22 73%
1 LEE Kibok	☺	7 75%	2 88%	9 78%
	☹	10 80%	3 100%	13 85%
	Total	17 78%	5 95%	22 82%
A KIM Chigu	☺	0 -	0 -	0 -
	☹	0 -	0 -	0 -
	Total	0 -	0 -	0 -
Team	☺	14 79%	16 86%	30 83%
	☹	27 77%	31 79%	58 78%
	Total	41 77%	47 81%	88 80%

CZE - Czech Republic		Draws	Take-outs	Game
4 KLIMA Lukas	☺	2 100%	5 60%	7 71%
	☹	8 91%	7 96%	15 93%
	Total	10 93%	12 81%	22 86%
3 CERNOVSKY Marek	☺	6 88%	6 54%	12 71%
	☹	3 100%	7 71%	10 80%
	Total	9 92%	13 63%	22 75%
2 JURIK Martin	☺	7 71%	5 60%	12 67%
	☹	8 66%	2 38%	10 60%
	Total	15 68%	7 54%	22 64%
1 MOKRIS Samuel	☺	12 83%	0 -	12 83%
	☹	9 78%	1 100%	10 80%
	Total	21 81%	1 100%	22 82%
A SPLAVEC Jakub	☺	0 -	0 -	0 -
	☹	0 -	0 -	0 -
	Total	0 -	0 -	0 -
Team	☺	27 82%	16 58%	43 73%
	☹	28 80%	17 79%	45 80%
	Total	55 81%	33 69%	88 77%

Note:

Team position and functions are attached to each team member's name as follows:
4 = Fourth, 3 = Third, 2 = Second, 1 = Lead, A = Alternate, S = Skip, V = Vice-Skip

Legend:

☺ Clockwise

☹ Counter-clockwise

LSFE(*) Last Stone First End



Game Results

Sheet	Game	Team	LSFE	1	2	3	4	5	6	7	8	9	10	Extra Ends	Total
D	5	CAN - Canada	*	1	0	2	1	1	0	0	1	0	0		6
	5	JPN - Japan		0	1	0	0	0	2	0	0	1	1		5

CAN - Canada	
4 S	SQUIRES Aaron
3 V	KRELL Richard
2	NUTTALL Spencer
1	REID Fraser
A	CUDDIE Russell

JPN - Japan	
4 S	HIRATA Kohsuke
3 V	MIURA Yoshiya
2	OTANI Hiromu
1	KAMADA Yuto
A	SHIKANO Daiki

Last Stone Draw	Distance
☺ SQUIRES A	45.8cm
☹ KRELL R	24.8cm
Total	70.6cm

Last Stone Draw	Distance
☺ MIURA Y	95.6cm
☹ OTANI H	199.6cm
Total	295.2cm

Time remaining: 3 minutes 48 seconds

Time remaining: 1 minute 2 seconds

CUDDIE R replaced REID F at the beginning of end 10

Note:
Team position and functions are attached to each team member's name as follows:
4 = Fourth, 3 = Third, 2 = Second, 1 = Lead, A = Alternate, S = Skip, V = Vice-Skip

Legend:
☺ Clockwise ☹ Counter-clockwise LSFE(*) Last Stone First End





Game Results

Sheet	Game	Team	LSFE	1	2	3	4	5	6	7	8	9	10	Extra Ends	Total
E	5	SWE - Sweden	*	2	0	2	0	1	0	4	2	X	X		11
	5	RUS - Russian Federation		0	2	0	2	0	2	0	0	X	X		6

SWE - Sweden	
4 V	MABERGS Patrik
3 S	ESKILSSON Gustav
2	NYMAN Fredrik
1	PATZ Johannes
A	-

RUS - Russian Federation	
4 S	TIMOFEEV Alexey
3 V	GADZHIKHANOV Timur
2	RAZHABOV Artur
1	ALI Artur
A	KLIMOV Evgeny

Last Stone Draw	Distance
⌚ ESKILSSON G	3.3cm
⌚ MABERGS P	96.4cm
Total	99.7cm

Last Stone Draw	Distance
⌚ ALI A	199.6cm
⌚ TIMOFEEV A	91.1cm
Total	290.7cm

Time remaining: 5 minutes 41 seconds

Time remaining: 6 minutes 27 seconds

Note:
Team position and functions are attached to each team member's name as follows:
4 = Fourth, 3 = Third, 2 = Second, 1 = Lead, A = Alternate, S = Skip, V = Vice-Skip

Legend:
⌚ Clockwise ⌚ Counter-clockwise LSFE(*) Last Stone First End
X Unplayed/unfinished end due to concession





Game Results

Sheet	Game	Team	LSFE	1	2	3	4	5	6	7	8	9	10	Extra Ends	Total
A	6	NOR - Norway		1	0	1	1	0	2	1	0	1	X		7
	6	RUS - Russian Federation	*	0	1	0	0	1	0	0	2	0	X		4

NOR - Norway	
4 S	WALSTAD Steffen
3 V	HOEIBERG Markus
2	NEDREGOTTEN Magnus
1	ROELVAAG Sander
A	-

RUS - Russian Federation	
4 S	TIMOFEEV Alexey
3 V	GADZHIKHANOV Timur
2	RAZHABOV Artur
1	ALI Artur
A	KLIMOV Evgeny

Last Stone Draw		Distance
🕒	WALSTAD S	108.1cm
🕒	ROELVAAG S	26.0cm
Total		134.1cm

Last Stone Draw		Distance
🕒	TIMOFEEV A	18.9cm
🕒	RAZHABOV A	38.1cm
Total		57.0cm

Time remaining: 11 minutes 5 seconds

Time remaining: 7 minutes 7 seconds

Time-out: end 10 - RUS stone 4

Note:
Team position and functions are attached to each team member's name as follows:
4 = Fourth, 3 = Third, 2 = Second, 1 = Lead, A = Alternate, S = Skip, V = Vice-Skip

Legend:
🕒 Clockwise 🕒 Counter-clockwise LSFE(*) Last Stone First End
X Unplayed/unfinished end due to concession





Game Results

Sheet	Game	Team	LSFE	1	2	3	4	5	6	7	8	9	10	Extra Ends	Total
B	6	KAZ - Kazakhstan		0	1	0	0	1	0	X	X	X	X		2
	6	KOR - Republic of Korea	*	2	0	4	3	0	4	X	X	X	X		13

KAZ - Kazakhstan	
4 S	KIM Daniel
3 V	ZHUZBAY Abylaikhan
2	GARAGUL Dmitriy
1	IRGEBAY Tamerlan
A	AKHMAD Renas

KOR - Republic of Korea	
4 S	LEE Kibok
3 V	OH Eunsu
2	LEE Kijeong
1	KIM Chigu
A	SEONG Sehyeon

Last Stone Draw		Distance
⌚	ZHUZBAY A	160.9cm
⌚	KIM D	32.1cm
Total		193.0cm

Last Stone Draw		Distance
⌚	LEE Kij	26.7cm
⌚	LEE Kib	25.9cm
Total		52.6cm

Time remaining: 16 minutes 55 seconds

Time remaining: 14 minutes 50 seconds

Note:
Team position and functions are attached to each team member's name as follows:
4 = Fourth, 3 = Third, 2 = Second, 1 = Lead, A = Alternate, S = Skip, V = Vice-Skip

Legend:
 ⌚ Clockwise ⌚ Counter-clockwise LSFE(*) Last Stone First End
 X Unplayed/unfinished end due to concession





Game - Shot by Shot

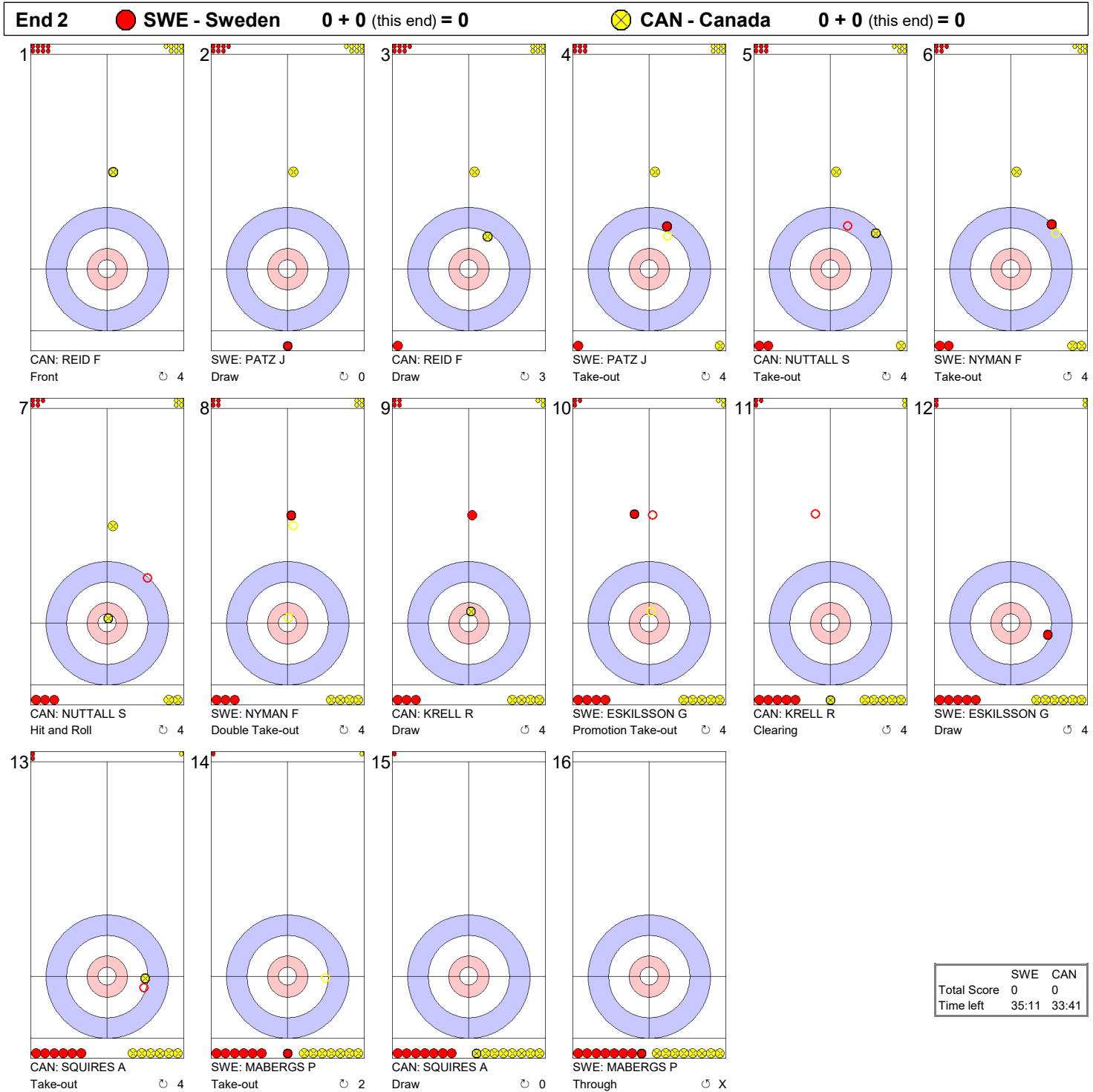
REVISED
2 FEB 21:53





Game - Shot by Shot

REVISED
2 FEB 21:53

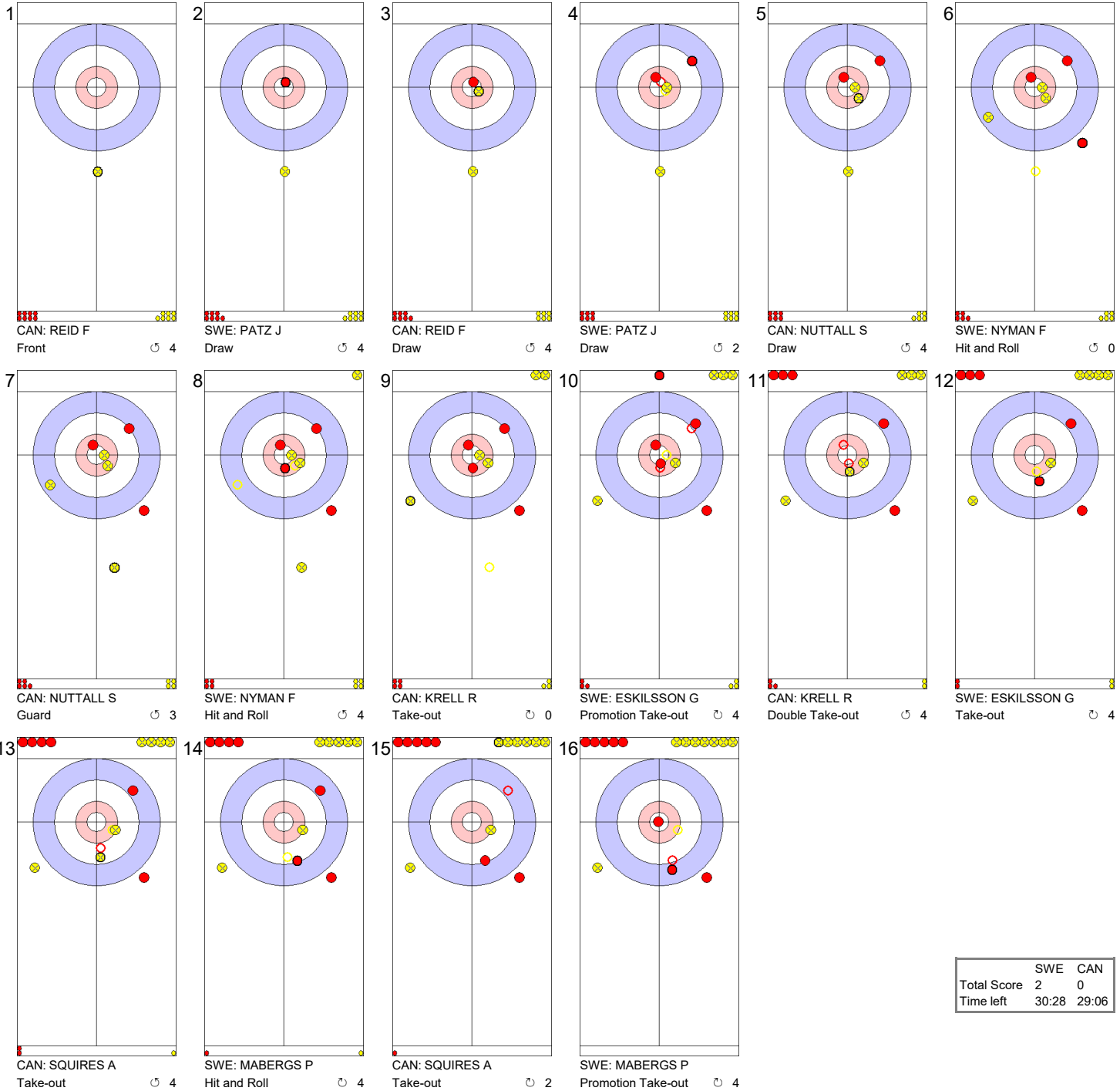




Game - Shot by Shot

REVISED
2 FEB 21:53

End 3 **SWE - Sweden** 0 + 2 (this end) = 2 **CAN - Canada** 0 + 0 (this end) = 0



	SWE	CAN
Total Score	2	0
Time left	30:28	29:06





Game - Shot by Shot

REVISED
2 FEB 21:53





Game - Shot by Shot

REVISED
2 FEB 21:53

End 5 **SWE - Sweden** 2 + 0 (this end) = 2 **CAN - Canada** 1 + 0 (this end) = 1

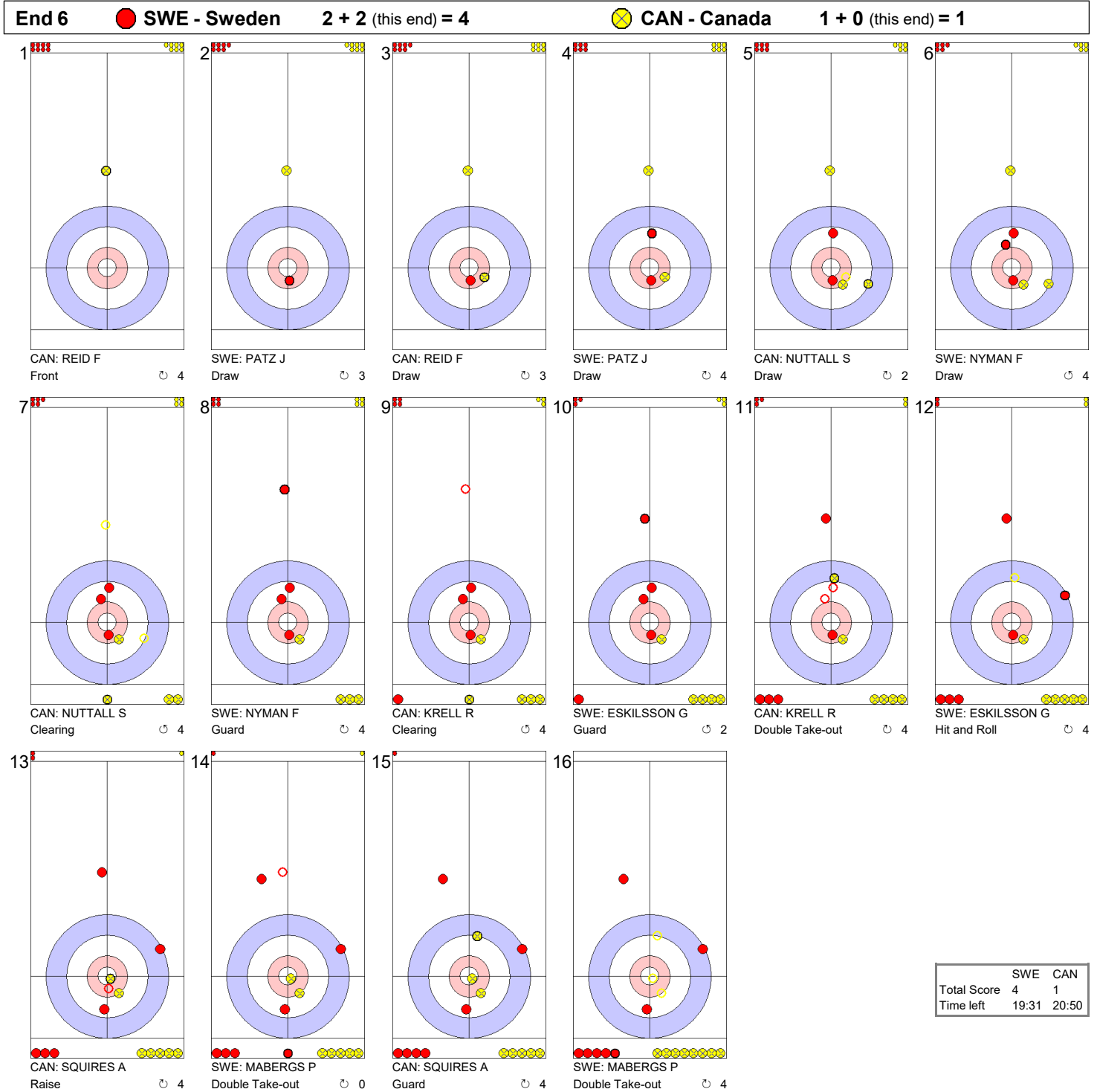


	SWE	CAN
Total Score	2	1
Time left	23:17	23:24



Game - Shot by Shot

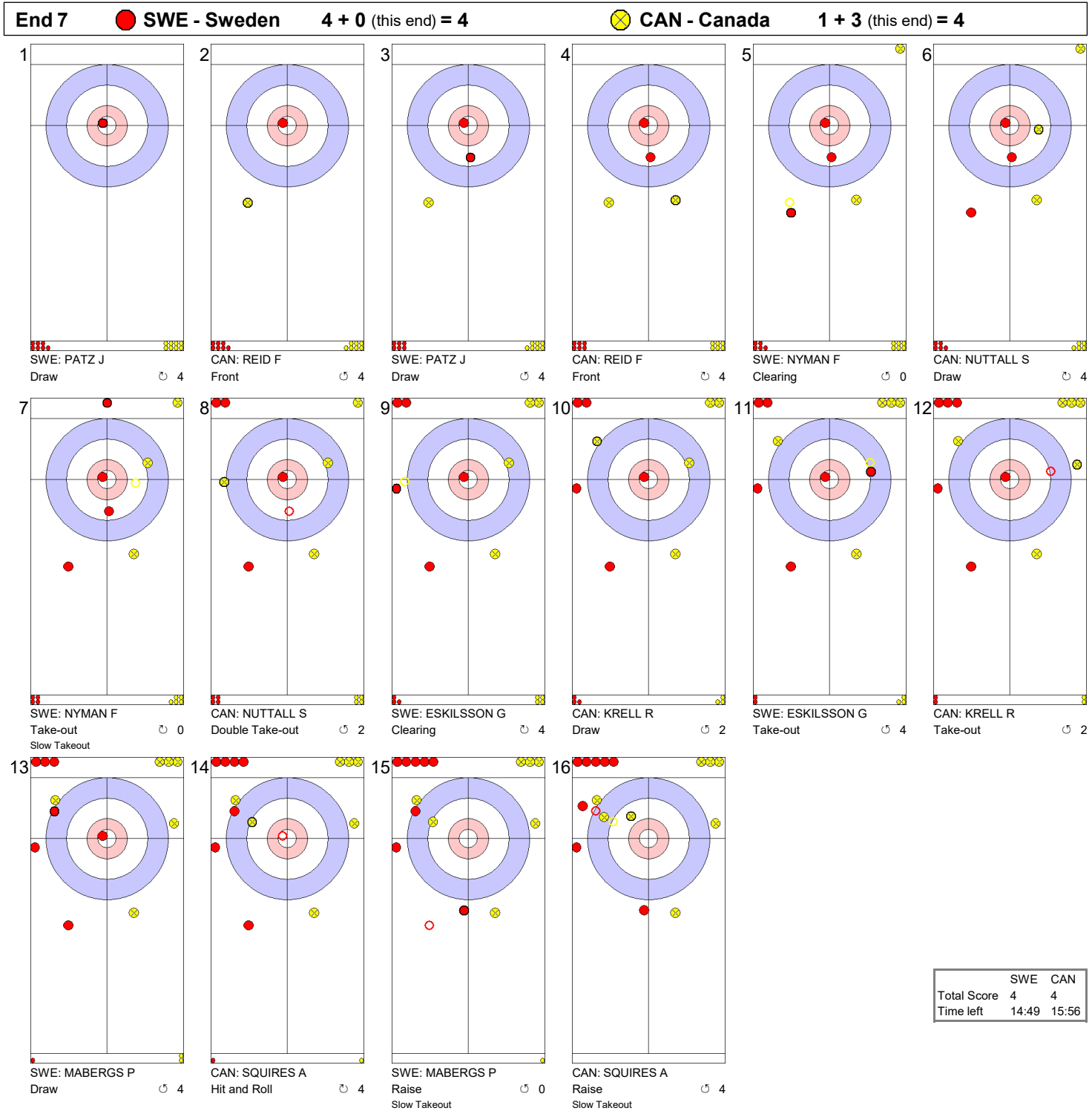
REVISED
2 FEB 21:53





Game - Shot by Shot

REVISED
2 FEB 21:53



	SWE	CAN
Total Score	4	4
Time left	14:49	15:56





Game - Shot by Shot

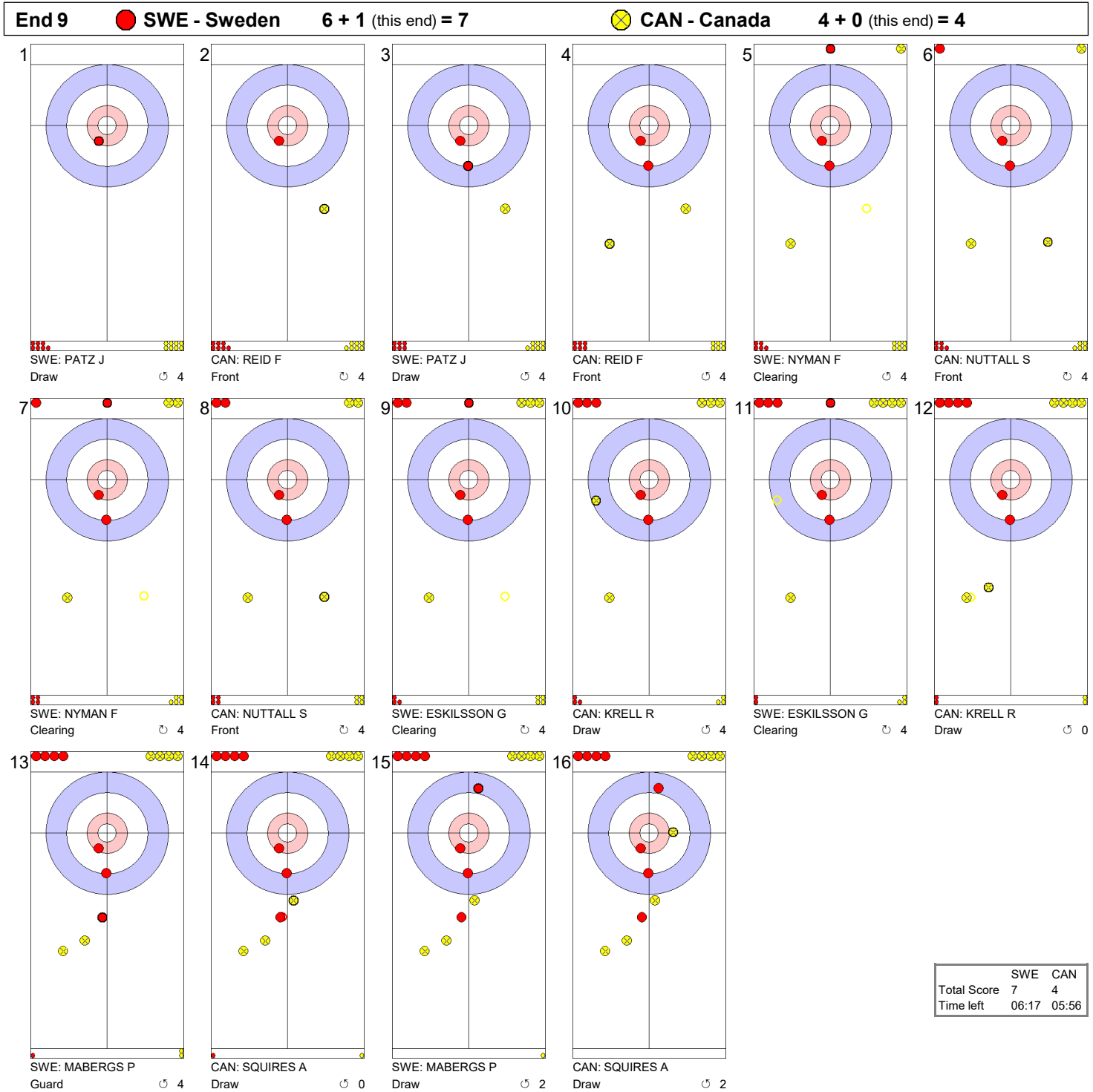
REVISED
2 FEB 21:53





Game - Shot by Shot

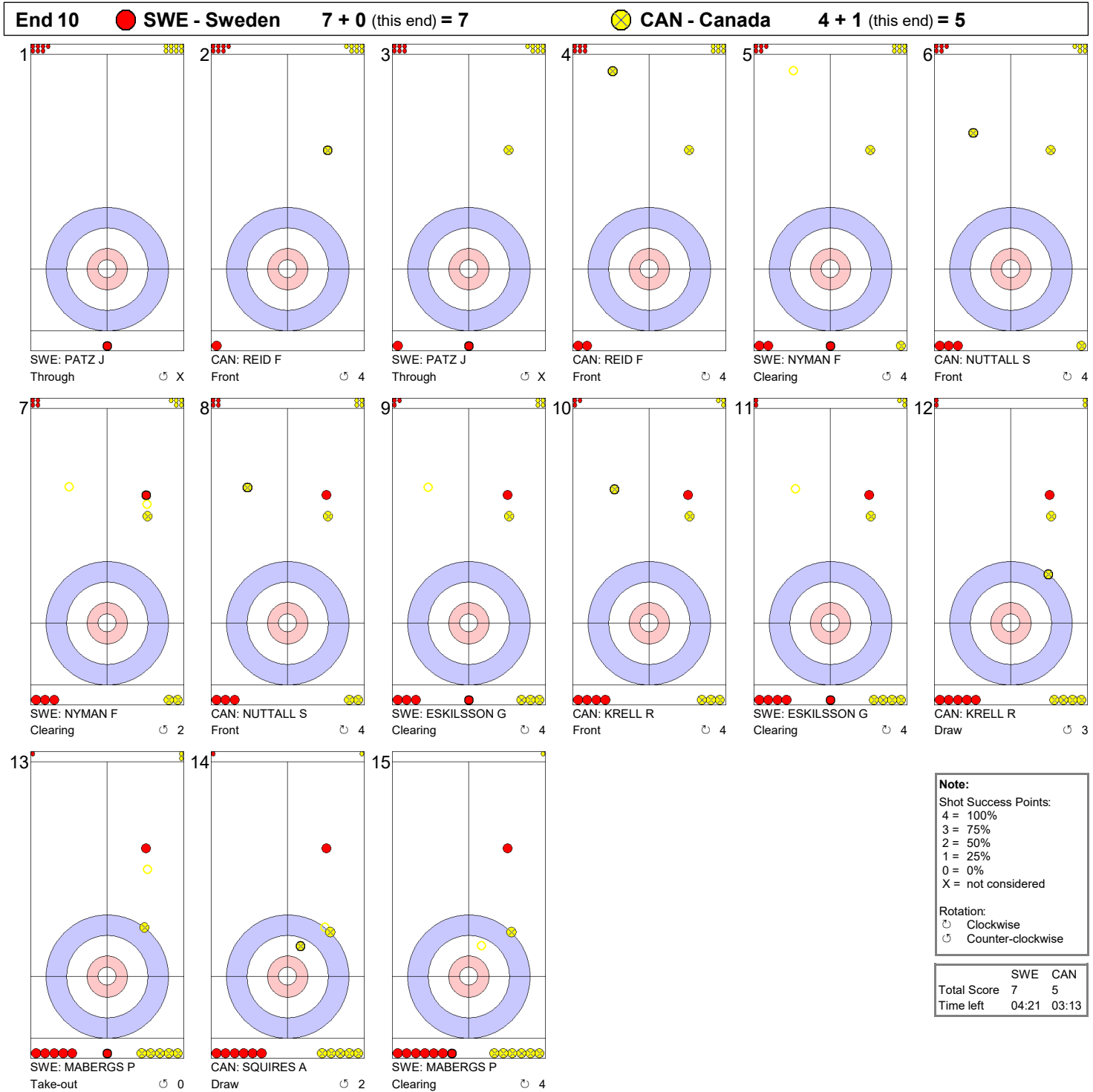
REVISED
2 FEB 21:53





Game - Shot by Shot

REVISED
2 FEB 21:53



Total score revised





Game Results

REVISED
2 FEB 21:48

Sheet	Game	Team	LSFE	1	2	3	4	5	6	7	8	9	10	Extra Ends	Total
C	6	SWE - Sweden	*	0	0	2	0	0	2	0	2	1	0		7
	6	CAN - Canada		0	0	0	1	0	0	3	0	0	1		5

SWE - Sweden		Shot Success Game
4 V	MABERGS Patrik	63%
3 S	ESKILSSON Gustav	88%
2	NYMAN Fredrik	80%
1	PATZ Johannes	85%
A	-	-
Team Total		79%

CAN - Canada		Shot Success Game
4 S	SQUIRES Aaron	68%
3 V	KRELL Richard	74%
2	NUTTALL Spencer	91%
1	REID Fraser	95%
A	CUDDIE Russell	-
Team Total		82%

Last Stone Draw	Distance
⌚ ESKILSSON G	9.7cm
⌚ MABERGS P	17.4cm
Total	27.1cm

Last Stone Draw	Distance
⌚ SQUIRES A	30.6cm
⌚ KRELL R	42.2cm
Total	72.8cm

Time remaining: 4 minutes 21 seconds

Time remaining: 3 minutes 13 seconds

Shot Success Analysis

SWE - Sweden	Draws	Take-outs	Game
4 MABERGS Patrik	⌚ 0 - 7 79%	7 79%	7 79%
	⌚ 8 59%	2 25%	10 53%
	Total 8 59%	9 67%	17 63%
3 ESKILSSON Gustav	⌚ 0 - 12 94%	12 94%	12 94%
	⌚ 7 75%	1 100%	8 78%
	Total 7 75%	13 94%	20 88%
2 NYMAN Fredrik	⌚ 1 100%	5 80%	6 83%
	⌚ 4 94%	10 73%	14 79%
	Total 5 95%	15 75%	20 80%
1 PATZ Johannes	⌚ 5 75%	2 75%	7 75%
	⌚ 10 90%	1 100%	11 91%
	Total 15 85%	3 83%	18 85%
A -	⌚ 0 - 0 - 0 -	0 -	0 -
	⌚ 0 - 0 - 0 -	0 -	0 -
	Total 0 - 0 - 0 -	0 -	0 -
Team	⌚ 6 79%	26 86%	32 84%
	⌚ 29 78%	14 70%	43 76%
	Total 35 79%	40 80%	75 79%

CAN - Canada	Draws	Take-outs	Game
4 SQUIRES Aaron	⌚ 4 75%	5 80%	9 78%
	⌚ 6 58%	4 63%	10 60%
	Total 10 65%	9 72%	19 68%
3 KRELL Richard	⌚ 2 100%	5 70%	7 79%
	⌚ 8 59%	5 90%	13 71%
	Total 10 68%	10 80%	20 74%
2 NUTTALL Spencer	⌚ 7 93%	6 100%	13 96%
	⌚ 3 75%	4 88%	7 82%
	Total 10 88%	10 95%	20 91%
1 REID Fraser	⌚ 8 94%	0 -	8 94%
	⌚ 10 95%	2 100%	12 96%
	Total 18 94%	2 100%	20 95%
A CUDDIE Russell	⌚ 0 - 0 - 0 -	0 -	0 -
	⌚ 0 - 0 - 0 -	0 -	0 -
	Total 0 - 0 - 0 -	0 -	0 -
Team	⌚ 21 90%	16 84%	37 88%
	⌚ 27 74%	15 83%	42 77%
	Total 48 81%	31 84%	79 82%

Note:
Team position and functions are attached to each team member's name as follows:
4 = Fourth, 3 = Third, 2 = Second, 1 = Lead, A = Alternate, S = Skip, V = Vice-Skip

Legend:
⌚ Clockwise ⌚ Counter-clockwise LSFE(*) Last Stone First End

Total score revised





Game Results

Sheet	Game	Team	LSFE	1	2	3	4	5	6	7	8	9	10	Extra Ends	Total
D	6	CZE - Czech Republic	*	0	1	0	0	2	0	0	0	1	0		4
	6	GBR - United Kingdom		1	0	0	2	0	0	1	0	0	1		5

CZE - Czech Republic	
4 S	KLIMA Lukas
3 V	CERNOVSKY Marek
2	JURIK Martin
1	MOKRIS Samuel
A	SPLAVEC Jakub

GBR - United Kingdom	
4 S	MOUAT Bruce
3 V	LAMMIE Bobby
2	CANNON Gregor
1	SLOAN Derrick
A	SCHREIBER Alasdair

Last Stone Draw	Distance
⌚ CERNOVSKY M	16.6cm
⌚ JURIK M	21.8cm
Total	38.4cm

Last Stone Draw	Distance
⌚ SLOAN D	199.6cm
⌚ CANNON G	6.7cm
Total	206.3cm

Time remaining: 0 minutes 15 seconds

Time-out: end 7 - CZE stone 6

Time remaining: 3 minutes 50 seconds

Time-out: end 6 - GBR stone 7

Note:
Team position and functions are attached to each team member's name as follows:
4 = Fourth, 3 = Third, 2 = Second, 1 = Lead, A = Alternate, S = Skip, V = Vice-Skip

Legend:
⌚ Clockwise ⌚ Counter-clockwise LSFE(*) Last Stone First End





Game Results

Sheet	Game	Team	LSFE	1	2	3	4	5	6	7	8	9	10	Extra Ends	Total
E	6	JPN - Japan		0	0	2	2	0	2	0	0	1	0		7
	6	USA - United States of America	*	0	1	0	0	1	0	1	1	0	1		5

JPN - Japan	
4 S	HIRATA Kohsuke
3 V	MIURA Yoshiya
2	OTANI Hiromu
1	KAMADA Yuto
A	SHIKANO Daiki

USA - United States of America	
4 S	LEICHTER Alex
3 V	CLARK Nate
2	STOPERA Andrew
1	WEBER Calvin
A	BOND Chris

Last Stone Draw	Distance
⌚ MIURA Y	78.9cm
⌚ HIRATA K	47.4cm
Total	126.3cm

Last Stone Draw	Distance
⌚ CLARK N	60.7cm
⌚ STOPERA A	24.8cm
Total	85.5cm

Time remaining: 2 minutes 36 seconds

Time remaining: 4 minutes 38 seconds

Time-out: end 8 - JPN stone 5

Note:
Team position and functions are attached to each team member's name as follows:
4 = Fourth, 3 = Third, 2 = Second, 1 = Lead, A = Alternate, S = Skip, V = Vice-Skip

Legend:
⌚ Clockwise ⌚ Counter-clockwise LSFE(*) Last Stone First End





Game Results

Sheet	Game	Team	LSFE	1	2	3	4	5	6	7	8	9	10	Extra Ends	Total
A	7	CAN - Canada	*	1	0	0	1	0	0	0	X	X	X		2
	7	CZE - Czech Republic		0	2	0	0	1	4	1	X	X	X		8

CAN - Canada	
4 S	SQUIRES Aaron
3 V	KRELL Richard
2	NUTTALL Spencer
1	REID Fraser
A	CUDDIE Russell

CZE - Czech Republic	
4 S	KLIMA Lukas
3 V	CERNOVSKY Marek
2	JURIK Martin
1	MOKRIS Samuel
A	SPLAVEC Jakub

Last Stone Draw	Distance
⌚ REID F	18.4cm
⌚ NUTTALL S	25.7cm
Total	44.1cm

Last Stone Draw	Distance
⌚ MOKRIS S	20.2cm
⌚ KLIMA L	32.0cm
Total	52.2cm

Time remaining: 16 minutes 49 seconds

Time remaining: 15 minutes 8 seconds

Note:
Team position and functions are attached to each team member's name as follows:
4 = Fourth, 3 = Third, 2 = Second, 1 = Lead, A = Alternate, S = Skip, V = Vice-Skip

Legend:
⌚ Clockwise ⌚ Counter-clockwise LSFE(*) Last Stone First End
X Unplayed/unfinished end due to concession





Game Results

Sheet	Game	Team	LSFE	1	2	3	4	5	6	7	8	9	10	Extra Ends	Total
B	7	JPN - Japan		0	1	0	0	2	0	1	X	X	X		4
	7	GBR - United Kingdom	*	3	0	4	1	0	2	0	X	X	X		10

JPN - Japan	
4 S	HIRATA Kohsuke
3 V	MIURA Yoshiya
2	OTANI Hiromu
1	KAMADA Yuto
A	SHIKANO Daiki

GBR - United Kingdom	
4 S	MOUAT Bruce
3 V	LAMMIE Bobby
2	CANNON Gregor
1	SLOAN Derrick
A	SCHREIBER Alasdair

Last Stone Draw	Distance
⌚ OTANI H	26.7cm
⌚ MIURA Y	57.6cm
Total	84.3cm

Last Stone Draw	Distance
⌚ LAMMIE B	15.5cm
⌚ MOUAT B	11.7cm
Total	27.2cm

Time remaining: 14 minutes 59 seconds

Time remaining: 18 minutes 12 seconds

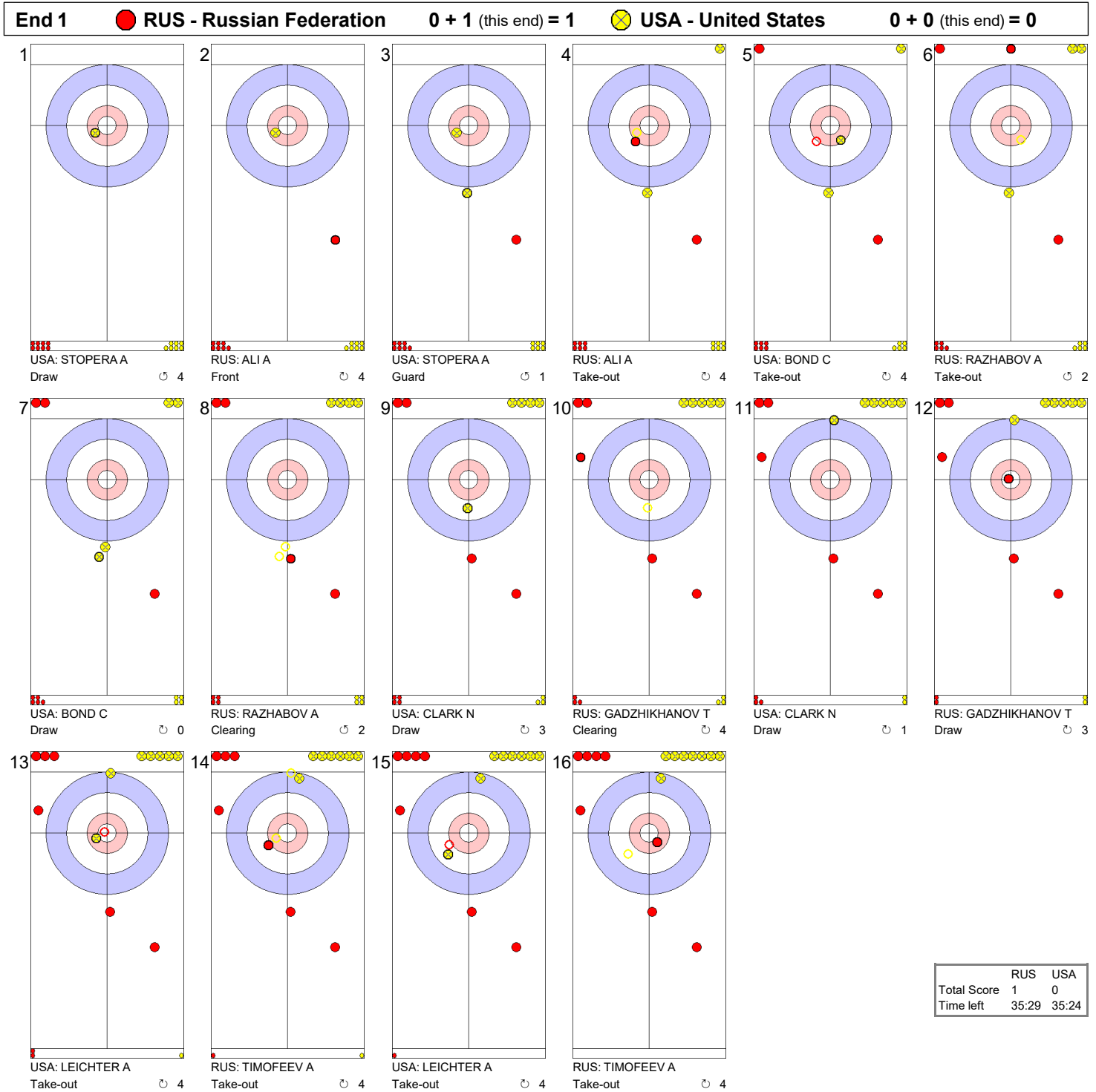
Note:
Team position and functions are attached to each team member's name as follows:
4 = Fourth, 3 = Third, 2 = Second, 1 = Lead, A = Alternate, S = Skip, V = Vice-Skip

Legend:
⌚ Clockwise ⌚ Counter-clockwise LSFE(*) Last Stone First End
X Unplayed/unfinished end due to concession



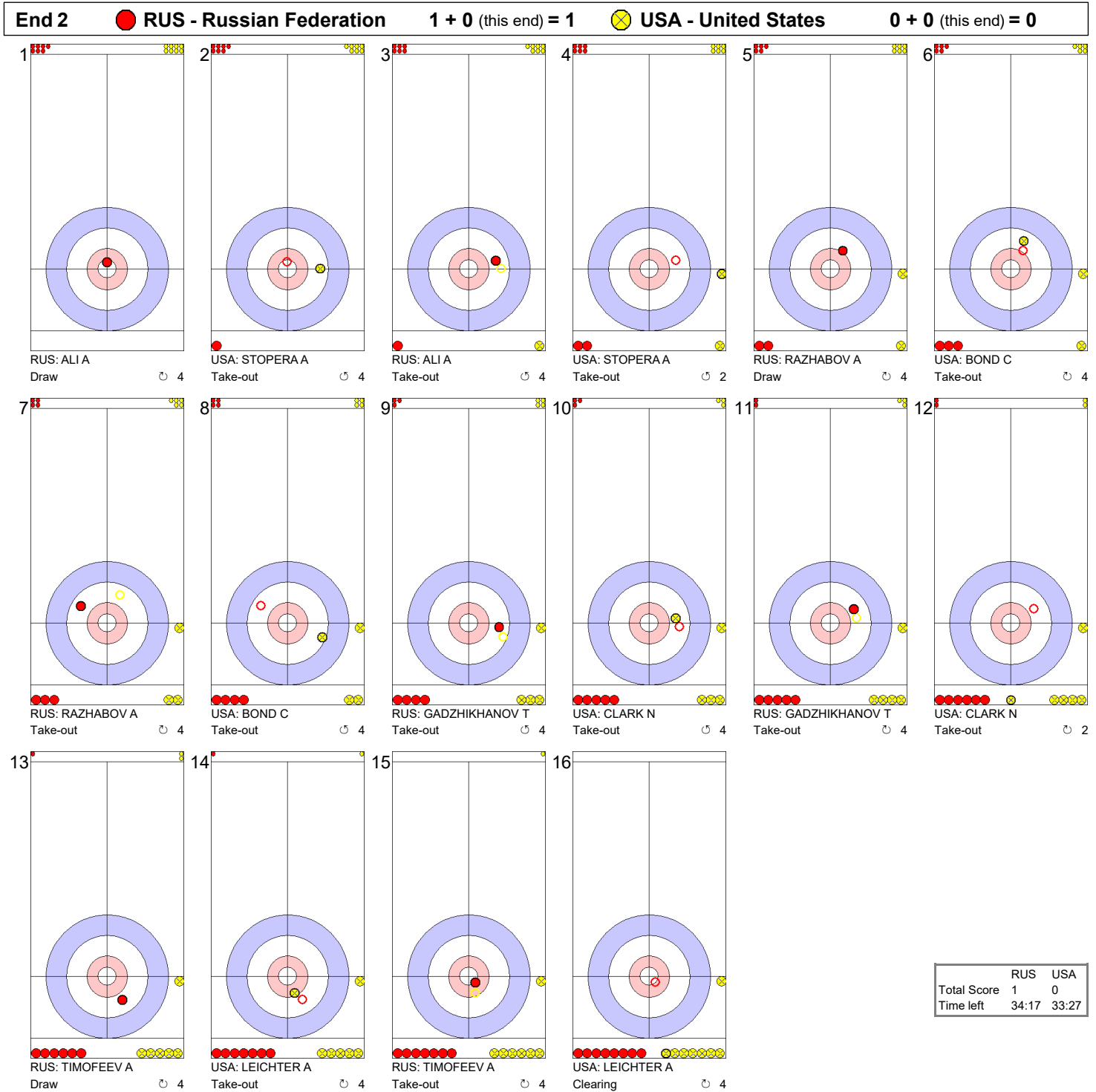


Game - Shot by Shot



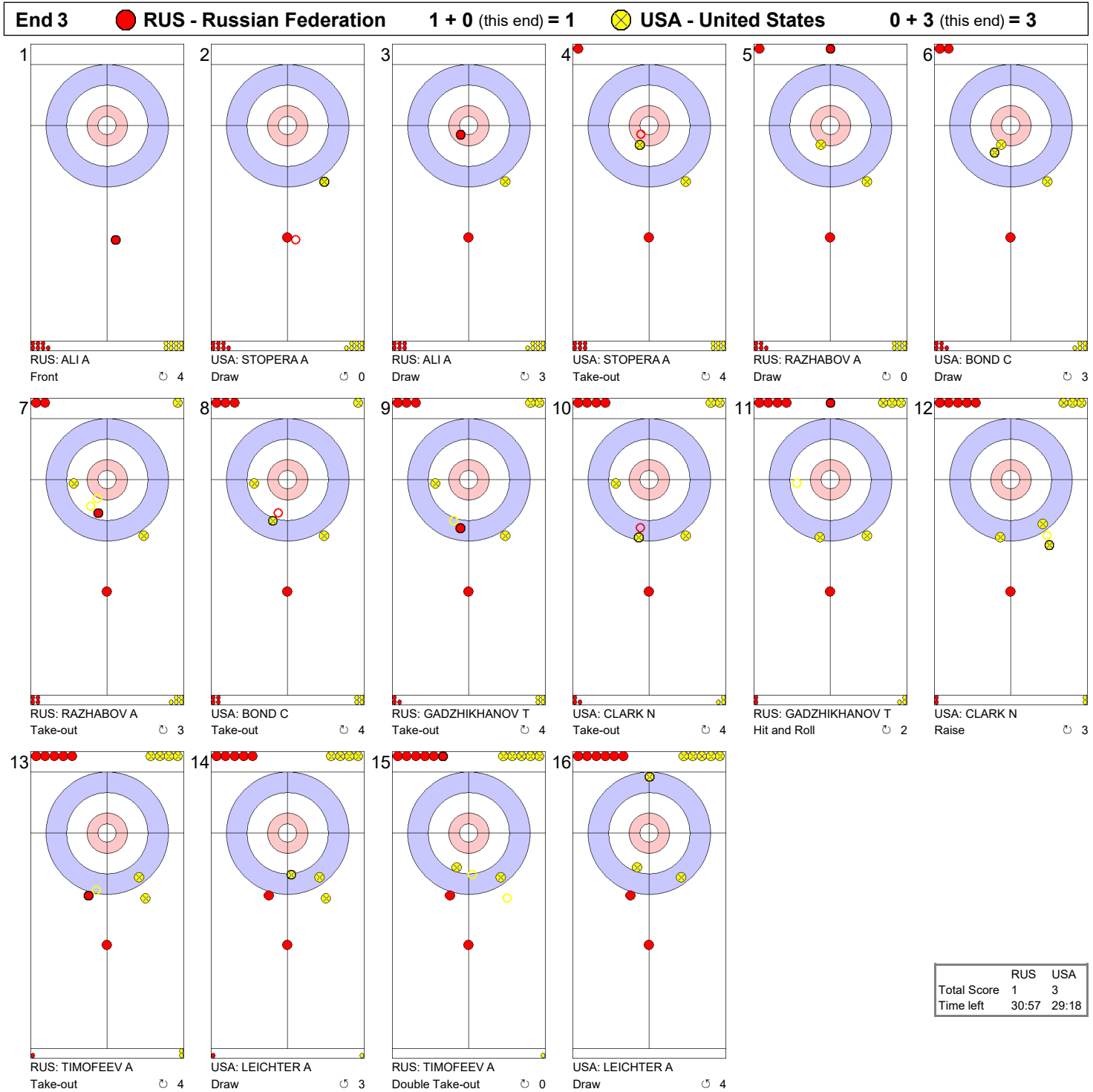


Game - Shot by Shot



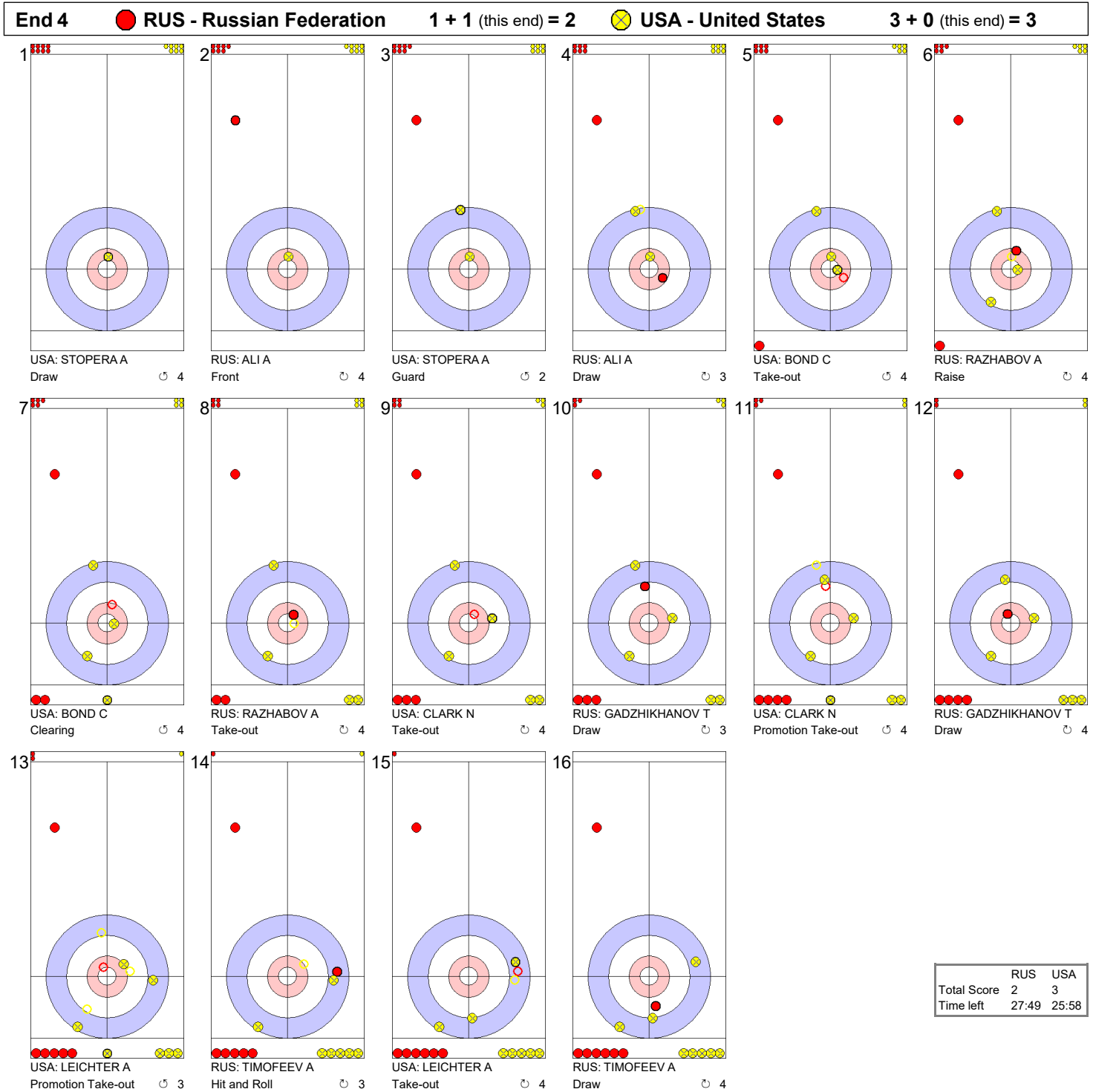


Game - Shot by Shot



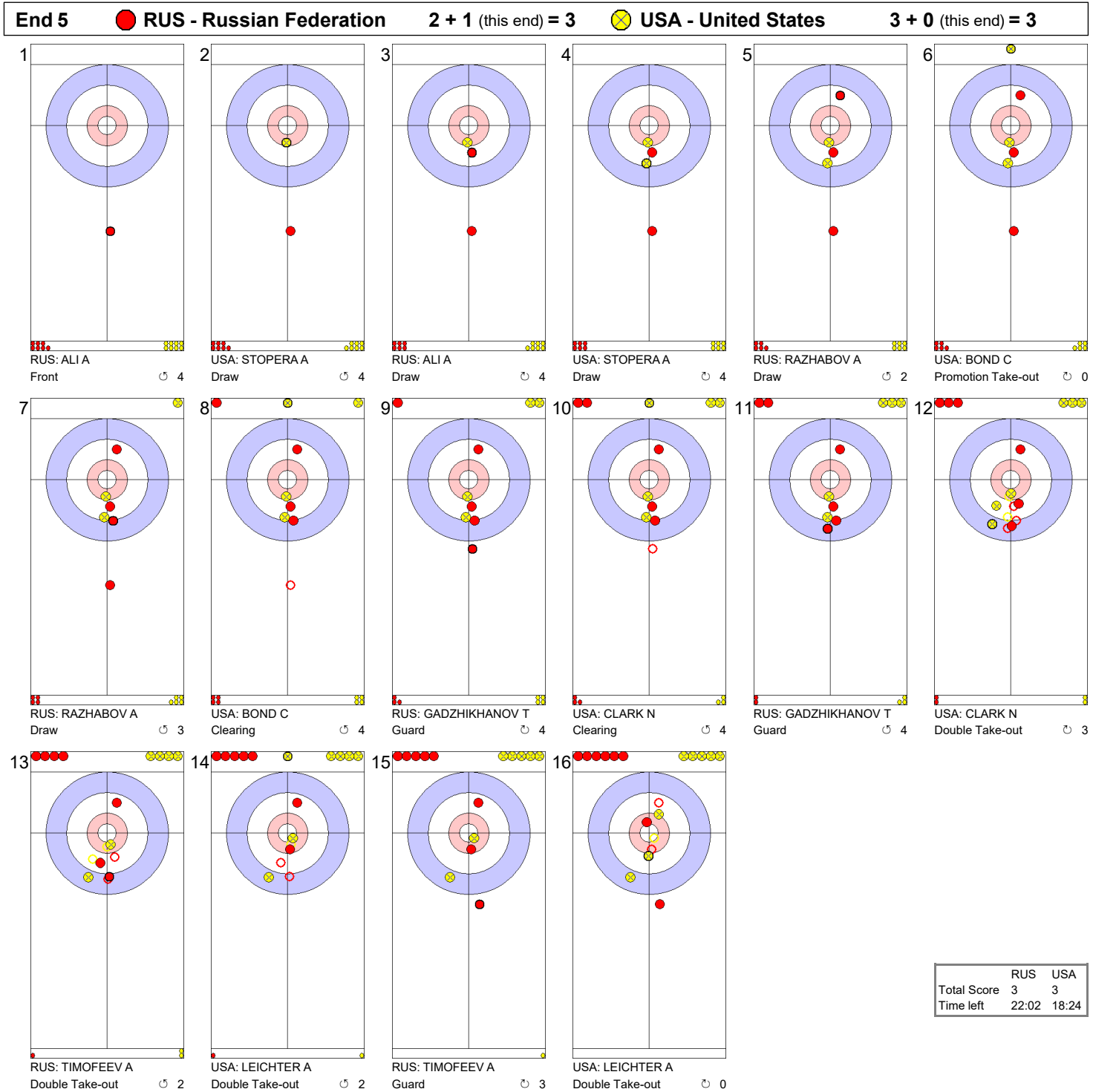


Game - Shot by Shot



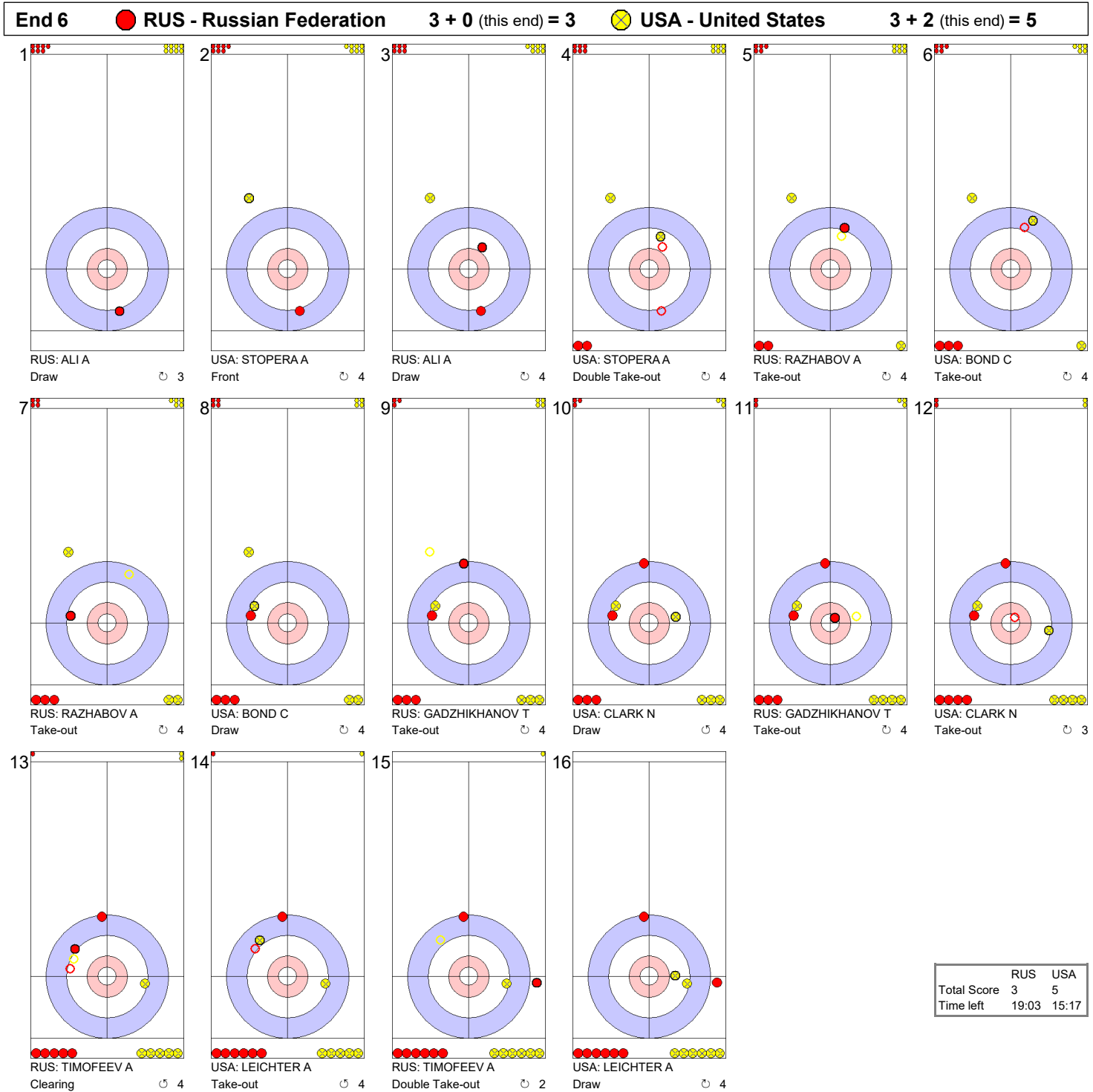


Game - Shot by Shot





Game - Shot by Shot



	RUS	USA
Total Score	3	5
Time left	19:03	15:17





Game - Shot by Shot



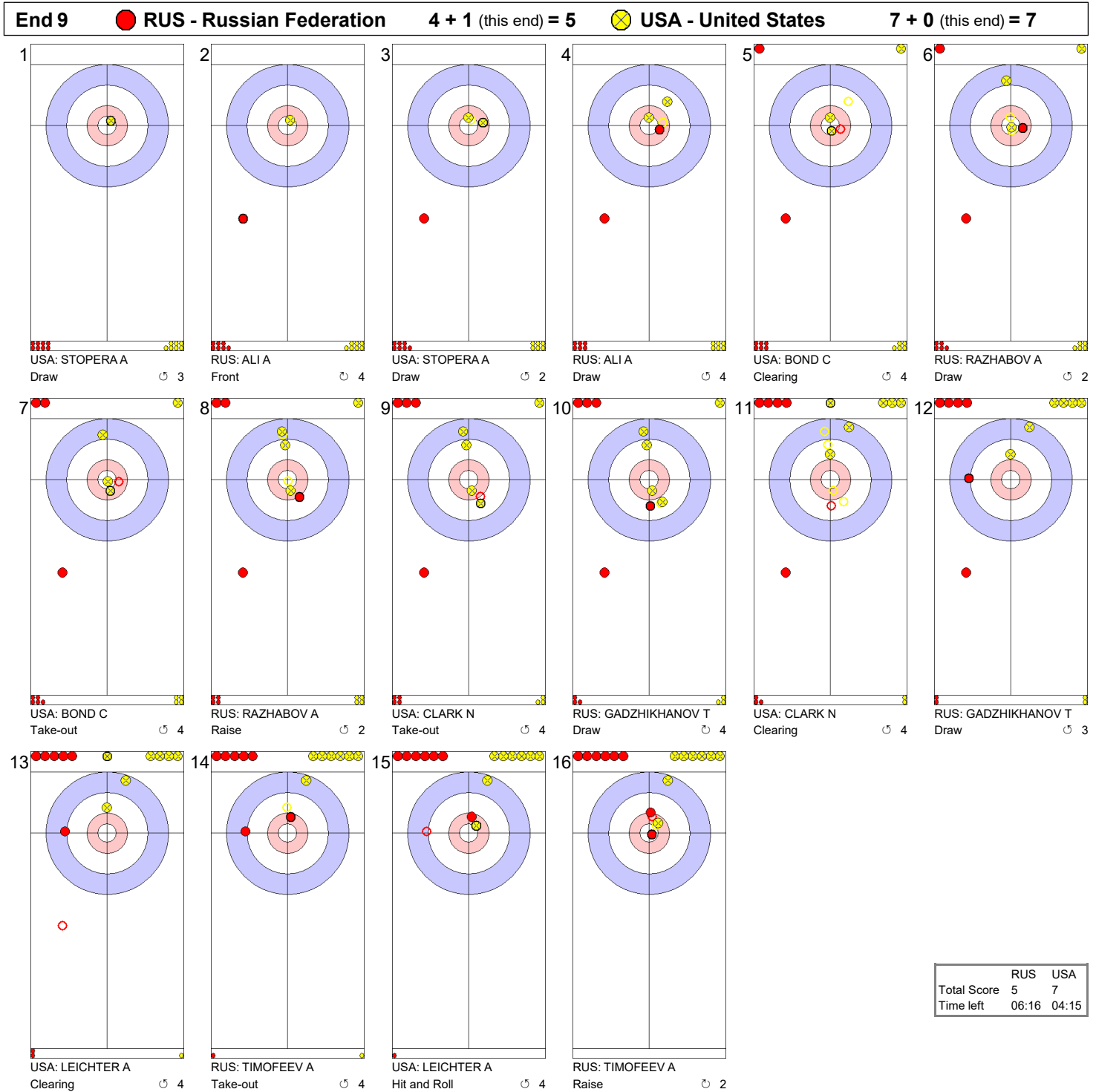


Game - Shot by Shot



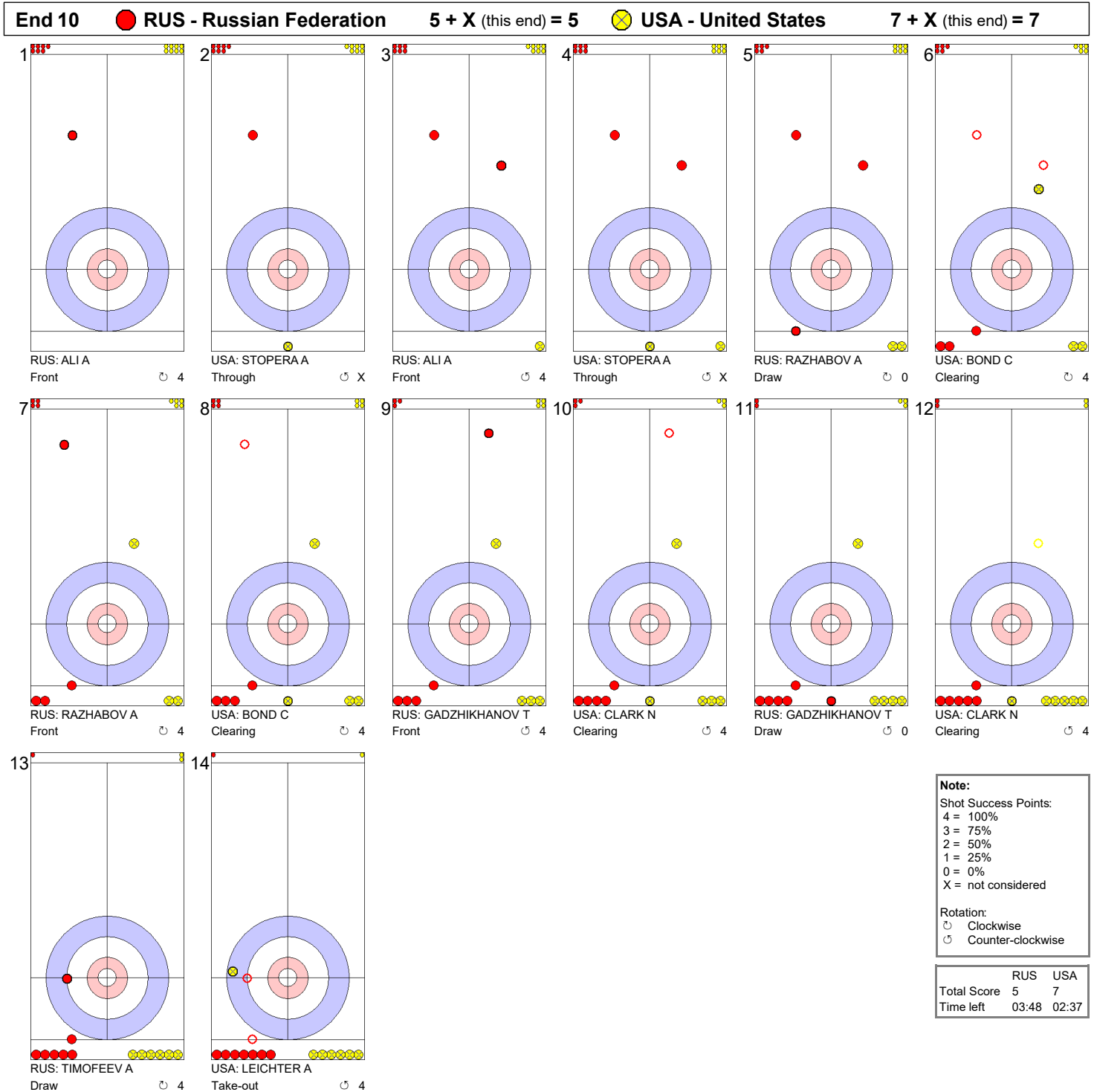


Game - Shot by Shot





Game - Shot by Shot



Legend:

X Unfinished end due to concession





Game Results

Sheet	Game	Team	LSFE	1	2	3	4	5	6	7	8	9	10	Extra Ends	Total
C	7	RUS - Russian Federation	*	1	0	0	1	1	0	1	0	1	X		5
	7	USA - United States of America		0	0	3	0	0	2	0	2	0	X		7

RUS - Russian Federation		Shot Success Game
4 S	TIMOFEEV Alexey	78%
3 V	GADZHIKHANOV Timur	85%
2	RAZHABOV Artur	69%
1	ALI Artur	96%
A	KLIMOV Evgeny	-
Team Total		82%

USA - United States of America		Shot Success Game
4 S	LEICHTER Alex	87%
3 V	CLARK Nate	89%
2	BOND Chris	81%
1	STOPERA Andrew	78%
A	WEBER Calvin	-
Team Total		84%

Last Stone Draw	Distance
⌚ GADZHIKHANOV T	34.6cm
⌚ ALI A	75.4cm
Total	110.0cm

Last Stone Draw	Distance
⌚ BOND C	20.6cm
⌚ LEICHTER A	122.5cm
Total	143.1cm

Time remaining: 3 minutes 48 seconds

Time remaining: 2 minutes 37 seconds

Shot Success Analysis

RUS - Russian Federation	Draws	Take-outs	Game
4 TIMOFEEV Alexey	⌚ 9 78%	7 75%	16 77%
	⌚ 0 -	3 83%	3 83%
	Total 9 78%	10 78%	19 78%
3 GADZHIKHANOV Timur	⌚ 8 84%	7 93%	15 88%
	⌚ 4 69%	1 100%	5 75%
	Total 12 79%	8 94%	20 85%
2 RAZHABOV Artur	⌚ 8 59%	5 95%	13 73%
	⌚ 5 65%	2 50%	7 61%
	Total 13 62%	7 82%	20 69%
1 ALI Artur	⌚ 14 95%	1 100%	15 95%
	⌚ 4 100%	1 100%	5 100%
	Total 18 96%	2 100%	20 96%
A KLIMOV Evgeny	⌚ 0 -	0 -	0 -
	⌚ 0 -	0 -	0 -
	Total 0 -	0 -	0 -
Team	⌚ 39 81%	20 88%	59 83%
	⌚ 13 77%	7 79%	20 78%
	Total 52 80%	27 85%	79 82%

USA - United States of America	Draws	Take-outs	Game
4 LEICHTER Alex	⌚ 3 83%	8 88%	11 86%
	⌚ 2 88%	6 88%	8 88%
	Total 5 85%	14 88%	19 87%
3 CLARK Nate	⌚ 3 58%	8 88%	11 80%
	⌚ 1 100%	8 100%	9 100%
	Total 4 69%	16 94%	20 89%
2 BOND Chris	⌚ 3 58%	10 75%	13 71%
	⌚ 0 -	7 100%	7 100%
	Total 3 58%	17 85%	20 81%
1 STOPERA Andrew	⌚ 2 100%	2 100%	4 100%
	⌚ 11 70%	3 75%	14 71%
	Total 13 75%	5 85%	18 78%
A WEBER Calvin	⌚ 0 -	0 -	0 -
	⌚ 0 -	0 -	0 -
	Total 0 -	0 -	0 -
Team	⌚ 11 73%	28 84%	39 81%
	⌚ 14 75%	24 94%	38 87%
	Total 25 74%	52 88%	77 84%

Note:

Team position and functions are attached to each team member's name as follows:
4 = Fourth, **3** = Third, **2** = Second, **1** = Lead, **A** = Alternate, **S** = Skip, **V** = Vice-Skip

Legend:

⌚ Clockwise ⌚ Counter-clockwise
 X Unplayed/unfinished end due to concession

LSFE(*) Last Stone First End



Game Results

Sheet	Game	Team	LSFE	1	2	3	4	5	6	7	8	9	10	Extra Ends	Total
D	7	NOR - Norway	*	4	1	3	0	0	0	X	X	X	X		8
	7	KAZ - Kazakhstan		0	0	0	0	0	0	X	X	X	X		0

NOR - Norway	
4 S	WALSTAD Steffen
3 V	HOEIBERG Markus
2	NEDREGOTTEN Magnus
1	ROELVAAG Sander
A	-

KAZ - Kazakhstan	
4 S	KIM Daniel
3 V	ZHUZBAY Abylaikhan
2	GARAGUL Dmitriy
1	IRGEBAY Tamerlan
A	AKHMAD Renas

Last Stone Draw		Distance
⌚	NEDREGOTTEN M	72.1cm
⌚	HOEIBERG M	26.1cm
Total		98.2cm

Last Stone Draw		Distance
⌚	IRGEBAY T	46.7cm
⌚	KIM D	199.6cm
Total		246.3cm

Time remaining: 21 minutes 1 second

Time remaining: 11 minutes 31 seconds

Note:
Team position and functions are attached to each team member's name as follows:
4 = Fourth, 3 = Third, 2 = Second, 1 = Lead, A = Alternate, S = Skip, V = Vice-Skip

Legend:
⌚ Clockwise ⌚ Counter-clockwise LSFE(*) Last Stone First End
X Unplayed/unfinished end due to concession





Game Results

Sheet	Game	Team	LSFE	1	2	3	4	5	6	7	8	9	10	Extra Ends	Total
E	7	KOR - Republic of Korea	*	0	1	0	1	0	0	1	2	0	0		5
	7	SWE - Sweden		0	0	2	0	0	1	0	0	4	1		8

KOR - Republic of Korea	
4 S	SEONG Sehyeon
3 V	OH Eunsu
2	LEE Kijeong
1	LEE Kibok
A	KIM Chigu

SWE - Sweden	
4 V	MABERGS Patrik
3 S	ESKILSSON Gustav
2	NYMAN Fredrik
1	PATZ Johannes
A	-

Last Stone Draw	Distance
☺ SEONG S	6.1cm
☹ OH E	12.9cm
Total	19.0cm

Last Stone Draw	Distance
☺ NYMAN F	8.6cm
☹ PATZ J	108.6cm
Total	117.2cm

Time remaining: 0 minutes 14 seconds

Time remaining: 0 minutes 53 seconds

Time-out: end 8 - KOR stone 6

Note:
Team position and functions are attached to each team member's name as follows:
4 = Fourth, 3 = Third, 2 = Second, 1 = Lead, A = Alternate, S = Skip, V = Vice-Skip

Legend:
☺ Clockwise ☹ Counter-clockwise LSFE(*) Last Stone First End





Game Results

Sheet	Game	Team	LSFE	1	2	3	4	5	6	7	8	9	10	Extra Ends	Total
A	8	USA - United States of America		0	4	0	0	0	0	2	1	0	X		7
	8	GBR - United Kingdom	*	2	0	2	3	1	1	0	0	0	X		9

USA - United States of America	
4 S	LEICHTER Alex
3 V	CLARK Nate
2	BOND Chris
1	WEBER Calvin
A	STOPERA Andrew

GBR - United Kingdom	
4 S	MOUAT Bruce
3 V	SCHREIBER Alasdair
2	CANNON Gregor
1	SLOAN Derrick
A	LAMMIE Bobby

Last Stone Draw	Distance
🕒 WEBER C	153.6cm
🕒 CLARK N	84.3cm
Total	237.9cm

Last Stone Draw	Distance
🕒 CANNON G	144.5cm
🕒 SLOAN D	2.5cm
Total	147.0cm

Time remaining: 4 minutes 41 seconds

Time remaining: 5 minutes 38 seconds

Note:
Team position and functions are attached to each team member's name as follows:
4 = Fourth, 3 = Third, 2 = Second, 1 = Lead, A = Alternate, S = Skip, V = Vice-Skip

Legend:
🕒 Clockwise 🕒 Counter-clockwise LSFE(*) Last Stone First End
X Unplayed/unfinished end due to concession





Game Results

Sheet	Game	Team	LSFE	1	2	3	4	5	6	7	8	9	10	Extra Ends	Total
B	8	SWE - Sweden	*	1	1	0	3	0	1	1	0	0	X		7
	8	NOR - Norway		0	0	1	0	2	0	0	1	1	X		5

SWE - Sweden	
4 V	MABERGS Patrik
3 S	ESKILSSON Gustav
2	NYMAN Fredrik
1	PATZ Johannes
A	-

NOR - Norway	
4 S	WALSTAD Steffen
3 V	HOEIBERG Markus
2	NEDREGOTTEN Magnus
1	ROELVAAG Sander
A	-

Last Stone Draw

- ☺ NYMAN F
- ☺ PATZ J

Distance

- 15.9cm
- 52.4cm

Total

68.3cm

Time remaining: 3 minutes 29 seconds

Last Stone Draw

- ☺ NEDREGOTTEN M
- ☺ HOEIBERG M

Distance

- 168.0cm
- 38.7cm

Total

206.7cm

Time remaining: 4 minutes 32 seconds

Note:
Team position and functions are attached to each team member's name as follows:
4 = Fourth, 3 = Third, 2 = Second, 1 = Lead, A = Alternate, S = Skip, V = Vice-Skip

Legend:
☺ Clockwise ☹ Counter-clockwise LSFE(*) Last Stone First End
X Unplayed/unfinished end due to concession





Game - Shot by Shot

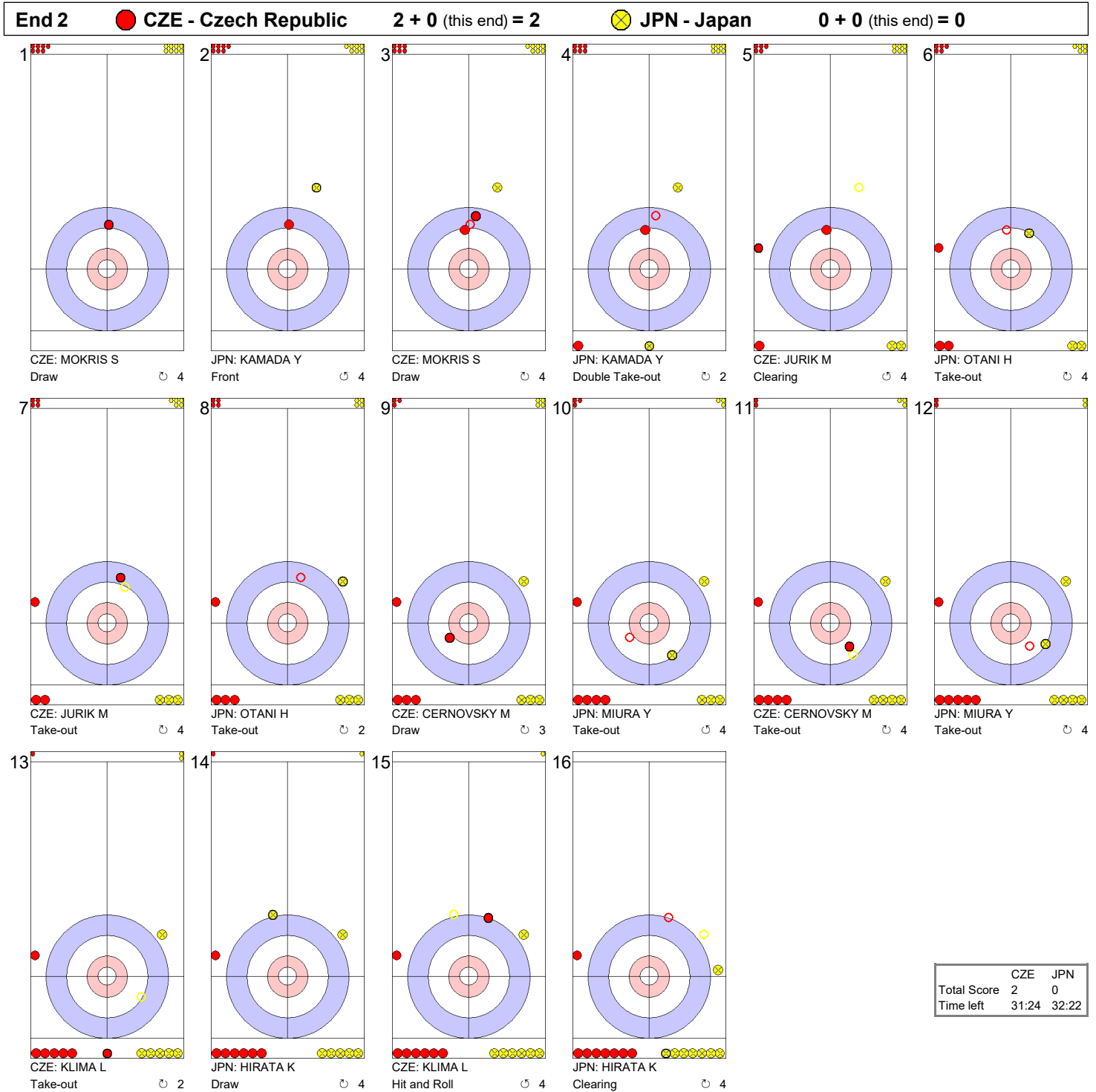


	CZE	JPN
Total Score	2	0
Time left	34:19	35:01



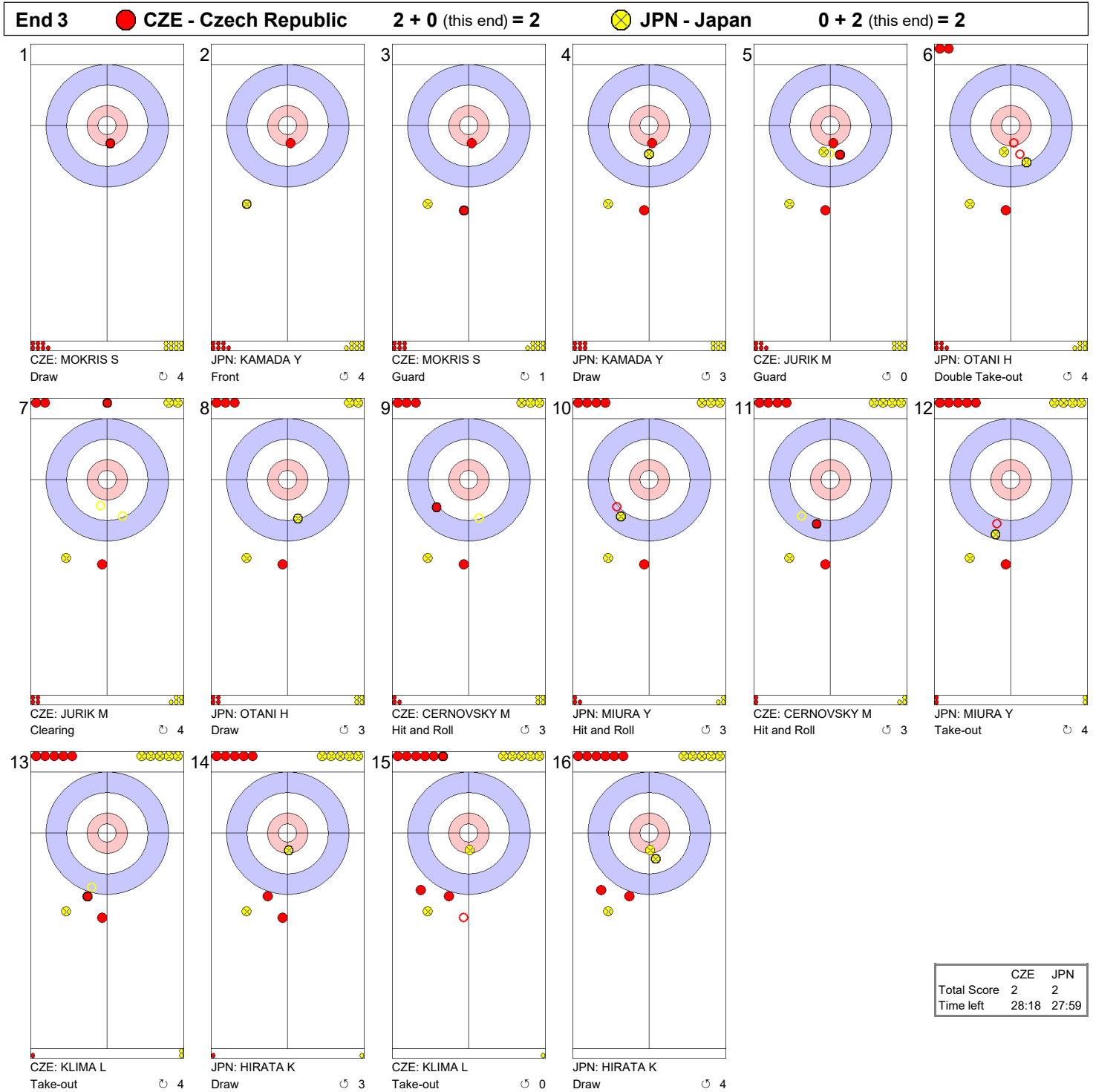


Game - Shot by Shot





Game - Shot by Shot





Game - Shot by Shot

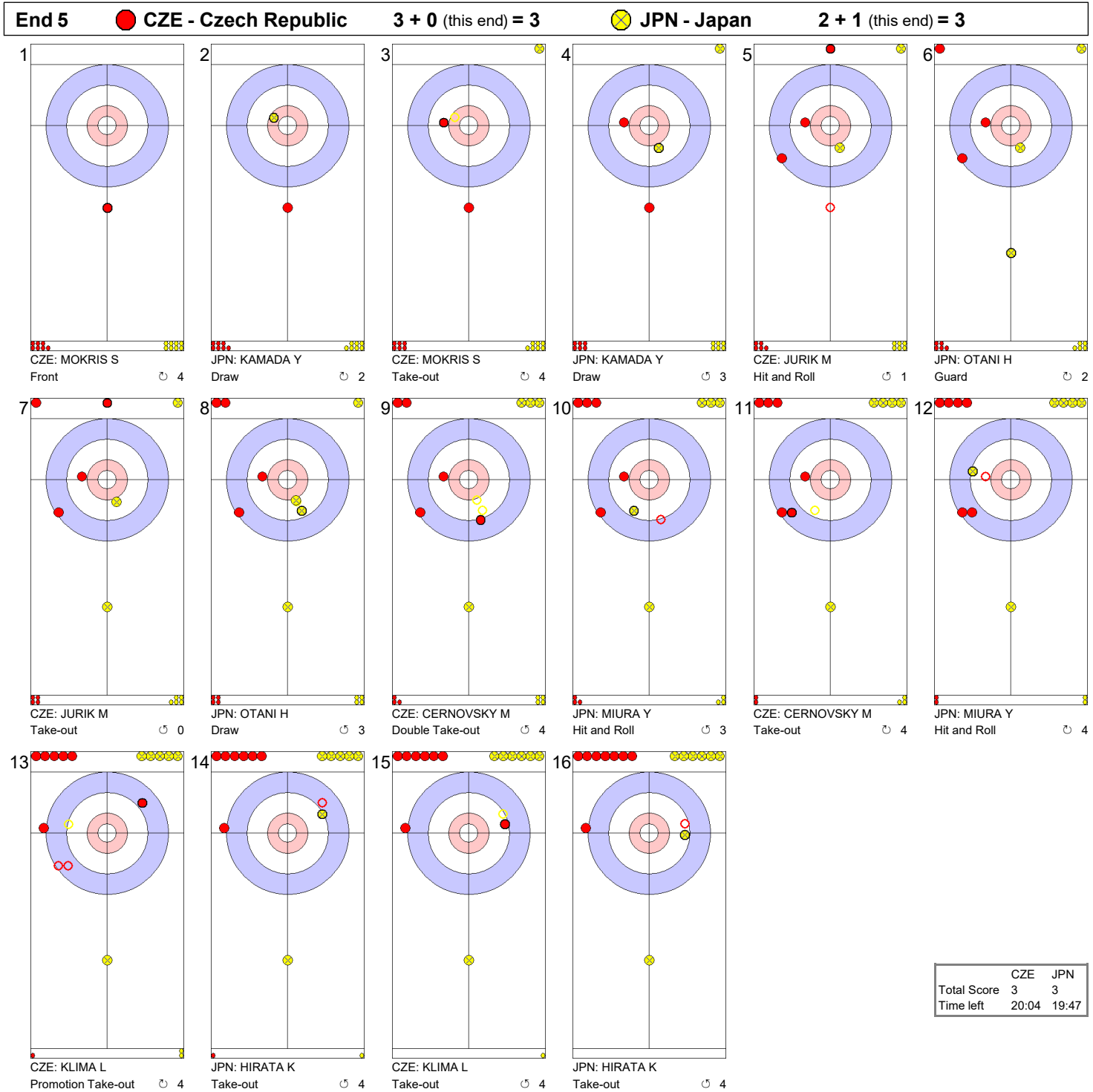


	CZE	JPN
Total Score	3	2
Time left	23:03	25:09





Game - Shot by Shot





Game - Shot by Shot



	CZE	JPN
Total Score	5	3
Time left	15:43	14:36





Game - Shot by Shot



	CZE	JPN
Total Score	6	3
Time left	12:04	11:52





Game - Shot by Shot





Game Results

Sheet	Game	Team	LSFE	1	2	3	4	5	6	7	8	9	10	Extra Ends	Total
C	8	CZE - Czech Republic		2	0	0	1	0	2	1	2	X	X		8
	8	JPN - Japan	*	0	0	2	0	1	0	0	0	X	X		3

CZE - Czech Republic		Shot Success Game
4 S	KLIMA Lukas	81%
3 V	CERNOVSKY Marek	84%
2	JURIK Martin	58%
1	MOKRIS Samuel	88%
A	SPLAVEC Jakub	-
Team Total		78%

JPN - Japan		Shot Success Game
4 S	HIRATA Kohsuke	67%
3 V	MIURA Yoshiya	61%
2	OTANI Hiromu	80%
1	KAMADA Yuto	73%
A	SHIKANO Daiki	-
Team Total		70%

Last Stone Draw	Distance
☺ JURIK M	108.3cm
☹ CERNOVSKY M	145.1cm
Total	253.4cm

Last Stone Draw	Distance
☺ HIRATA K	62.7cm
☹ KAMADA Y	98.0cm
Total	160.7cm

Time remaining: 7 minutes 26 seconds

Time remaining: 8 minutes 28 seconds

Shot Success Analysis

CZE - Czech Republic		Draws	Take-outs	Game
4 KLIMA Lukas	☺	2 100%	4 88%	6 92%
	☹	3 83%	7 71%	10 75%
	Total	5 90%	11 77%	16 81%
3 CERNOVSKY Marek	☺	1 75%	4 100%	5 95%
	☹	4 75%	7 82%	11 80%
	Total	5 75%	11 89%	16 84%
2 JURIK Martin	☺	0 -	3 83%	3 83%
	☹	3 25%	10 60%	13 52%
	Total	3 25%	13 65%	16 58%
1 MOKRIS Samuel	☺	7 89%	2 88%	9 89%
	☹	7 86%	0 -	7 86%
	Total	14 88%	2 88%	16 88%
A SPLAVEC Jakub	☺	0 -	0 -	0 -
	☹	0 -	0 -	0 -
	Total	0 -	0 -	0 -
Team	☺	10 90%	13 90%	23 90%
	☹	17 72%	24 70%	41 71%
	Total	27 79%	37 77%	64 78%

JPN - Japan		Draws	Take-outs	Game
4 HIRATA Kohsuke	☺	2 50%	4 75%	6 67%
	☹	8 59%	2 100%	10 68%
	Total	10 58%	6 83%	16 67%
3 MIURA Yoshiya	☺	0 -	4 88%	4 88%
	☹	6 29%	6 75%	12 52%
	Total	6 29%	10 80%	16 61%
2 OTANI Hiromu	☺	2 63%	3 75%	5 70%
	☹	6 79%	5 90%	11 84%
	Total	8 75%	8 84%	16 80%
1 KAMADA Yuto	☺	4 50%	3 67%	7 57%
	☹	8 84%	1 100%	9 86%
	Total	12 73%	4 75%	16 73%
A SHIKANO Daiki	☺	0 -	0 -	0 -
	☹	0 -	0 -	0 -
	Total	0 -	0 -	0 -
Team	☺	8 53%	14 77%	22 68%
	☹	28 64%	14 86%	42 71%
	Total	36 62%	28 81%	64 70%

Note:

Team position and functions are attached to each team member's name as follows:
4 = Fourth, **3** = Third, **2** = Second, **1** = Lead, **A** = Alternate, **S** = Skip, **V** = Vice-Skip

Legend:

☺ Clockwise ☹ Counter-clockwise
 X Unplayed/unfinished end due to concession

LSFE(*) Last Stone First End



Game Results

Sheet	Game	Team	LSFE	1	2	3	4	5	6	7	8	9	10	Extra Ends	Total
D	8	KOR - Republic of Korea		1	0	5	0	0	0	1	0	1	X		8
	8	CAN - Canada	*	0	1	0	0	1	1	0	1	0	X		4

KOR - Republic of Korea	
4 S	LEE Kibok
3 V	SEONG Sehyeon
2	LEE Kijeong
1	OH Eunsu
A	KIM Chigu

CAN - Canada	
4 S	SQUIRES Aaron
3 V	KRELL Richard
2	NUTTALL Spencer
1	REID Fraser
A	CUDDIE Russell

Last Stone Draw	Distance
☺ LEE Kib	151.2cm
☺ LEE Kij	199.6cm
Total	350.8cm

Last Stone Draw	Distance
☺ NUTTALL S	96.1cm
☺ REID F	130.4cm
Total	226.5cm

Time remaining: 1 minute 39 seconds

Time remaining: 2 minutes 52 seconds

Note:
Team position and functions are attached to each team member's name as follows:
4 = Fourth, 3 = Third, 2 = Second, 1 = Lead, A = Alternate, S = Skip, V = Vice-Skip

Legend:
☺ Clockwise ☹ Counter-clockwise LSFE(*) Last Stone First End
X Unplayed/unfinished end due to concession





Game Results

Sheet	Game	Team	LSFE	1	2	3	4	5	6	7	8	9	10	Extra Ends	Total
E	8	RUS - Russian Federation	*	3	0	1	1	2	1	X	X	X	X		8
	8	KAZ - Kazakhstan		0	1	0	0	0	0	X	X	X	X		1

RUS - Russian Federation	
4 S	TIMOFEEV Alexey
3 V	GADZHIKHANOV Timur
2	RAZHABOV Artur
1	ALI Artur
A	KLIMOV Evgeny

KAZ - Kazakhstan	
4 V	KIM Daniel
3 S	ZHUZBAY Abylaikhan
2	GARAGUL Dmitriy
1	AKHMAD Renas
A	IRGEBAY Tamerlan

Last Stone Draw	Distance
⌚ RAZHABOV A	1.4cm
⌚ GADZHIKHANOV T	34.6cm
Total	36.0cm

Last Stone Draw	Distance
⌚ AKHMAD R	199.6cm
⌚ GARAGUL D	124.6cm
Total	324.2cm

Time remaining: 21 minutes 19 seconds

Time remaining: 9 minutes 33 seconds

Note:
Team position and functions are attached to each team member's name as follows:
4 = Fourth, 3 = Third, 2 = Second, 1 = Lead, A = Alternate, S = Skip, V = Vice-Skip

Legend:
 ⌚ Clockwise ⌚ Counter-clockwise LSFE(*) Last Stone First End
 X Unplayed/unfinished end due to concession





Game Results

Sheet	Game	Team	LSFE	1	2	3	4	5	6	7	8	9	10	Extra Ends	Total
A	9	SWE - Sweden	*	0	2	0	0	4	0	0	4	0	X		10
	9	JPN - Japan		0	0	0	1	0	1	0	0	1	X		3

SWE - Sweden	
4 V	MABERGS Patrik
3 S	ESKILSSON Gustav
2	NYMAN Fredrik
1	PATZ Johannes
A	-

JPN - Japan	
4 S	HIRATA Kohsuke
3 V	MIURA Yoshiya
2	OTANI Hiromu
1	KAMADA Yuto
A	SHIKANO Daiki

Last Stone Draw		Distance
ESKILSSON G		51.3cm
MABERGS P		22.9cm
Total		74.2cm

Last Stone Draw		Distance
KAMADA Y		172.5cm
HIRATA K		53.8cm
Total		226.3cm

Time remaining: 13 minutes 21 seconds

Time remaining: 5 minutes 28 seconds

Note:
Team position and functions are attached to each team member's name as follows:
4 = Fourth, 3 = Third, 2 = Second, 1 = Lead, A = Alternate, S = Skip, V = Vice-Skip

Legend:
 Clockwise Counter-clockwise **LSFE(*)** Last Stone First End
 Unplayed/unfinished end due to concession





Game Results

Sheet	Game	Team	LSFE	1	2	3	4	5	6	7	8	9	10	Extra Ends	Total
B	9	CZE - Czech Republic	*	0	1	2	1	0	2	0	1	1	X		8
	9	RUS - Russian Federation		1	0	0	0	1	0	3	0	0	X		5

CZE - Czech Republic	
4 S	KLIMA Lukas
3 V	CERNOVSKY Marek
2	JURIK Martin
1	MOKRIS Samuel
A	SPLAVEC Jakub

RUS - Russian Federation	
4 S	TIMOFEEV Alexey
3 V	GADZHIKHANOV Timur
2	RAZHABOV Artur
1	ALI Artur
A	KLIMOV Evgeny

Last Stone Draw	Distance
↻ KLIMA L	24.1cm
↻ MOKRIS S	25.9cm
Total	50.0cm

Last Stone Draw	Distance
↻ RAZHABOV A	19.5cm
↻ TIMOFEEV A	32.7cm
Total	52.2cm

Time remaining: 2 minutes 45 seconds

Time remaining: 12 minutes 3 seconds

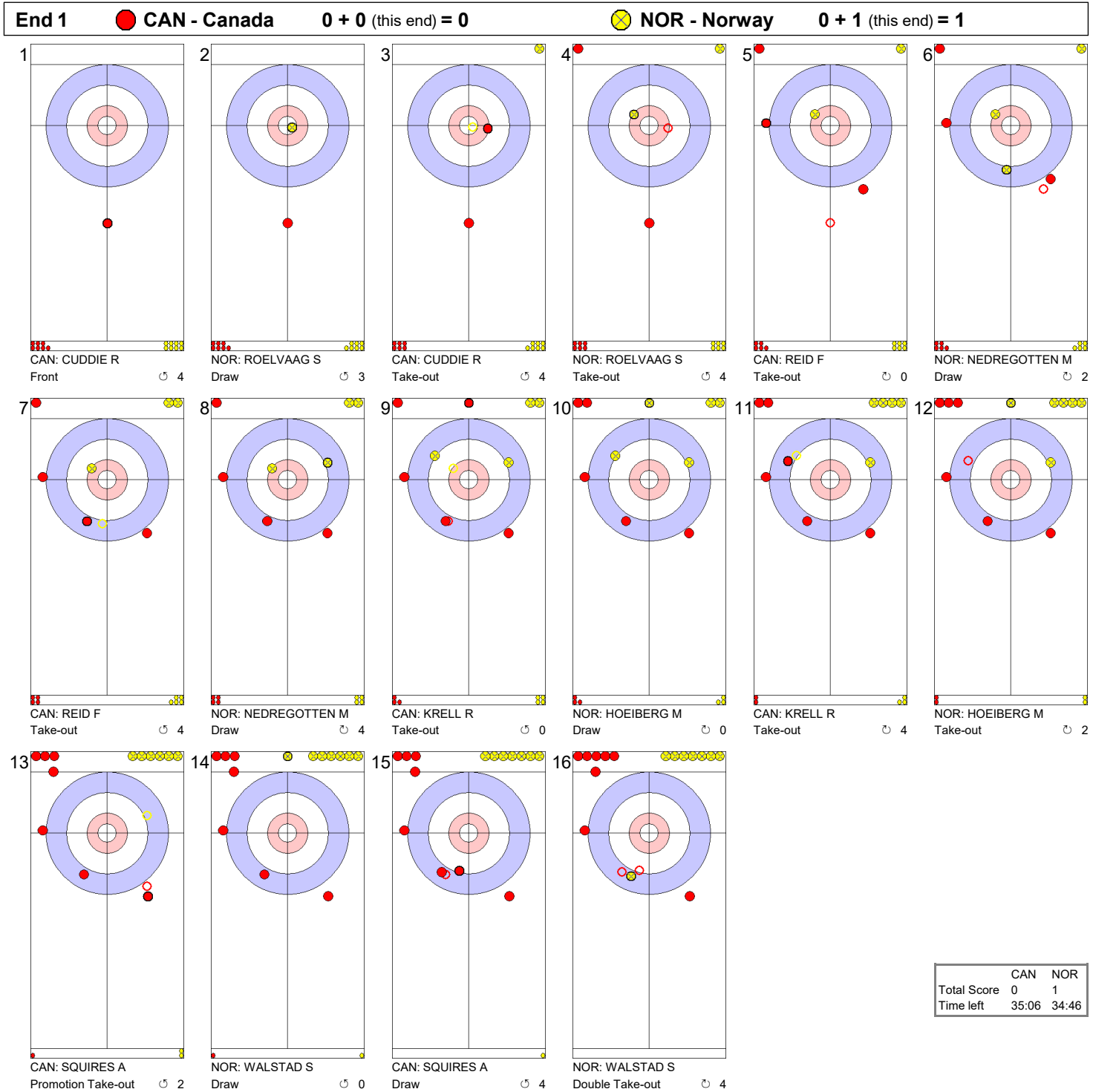
Note:
Team position and functions are attached to each team member's name as follows:
4 = Fourth, 3 = Third, 2 = Second, 1 = Lead, A = Alternate, S = Skip, V = Vice-Skip

Legend:
↻ Clockwise ↻ Counter-clockwise LSFE(*) Last Stone First End
X Unplayed/unfinished end due to concession



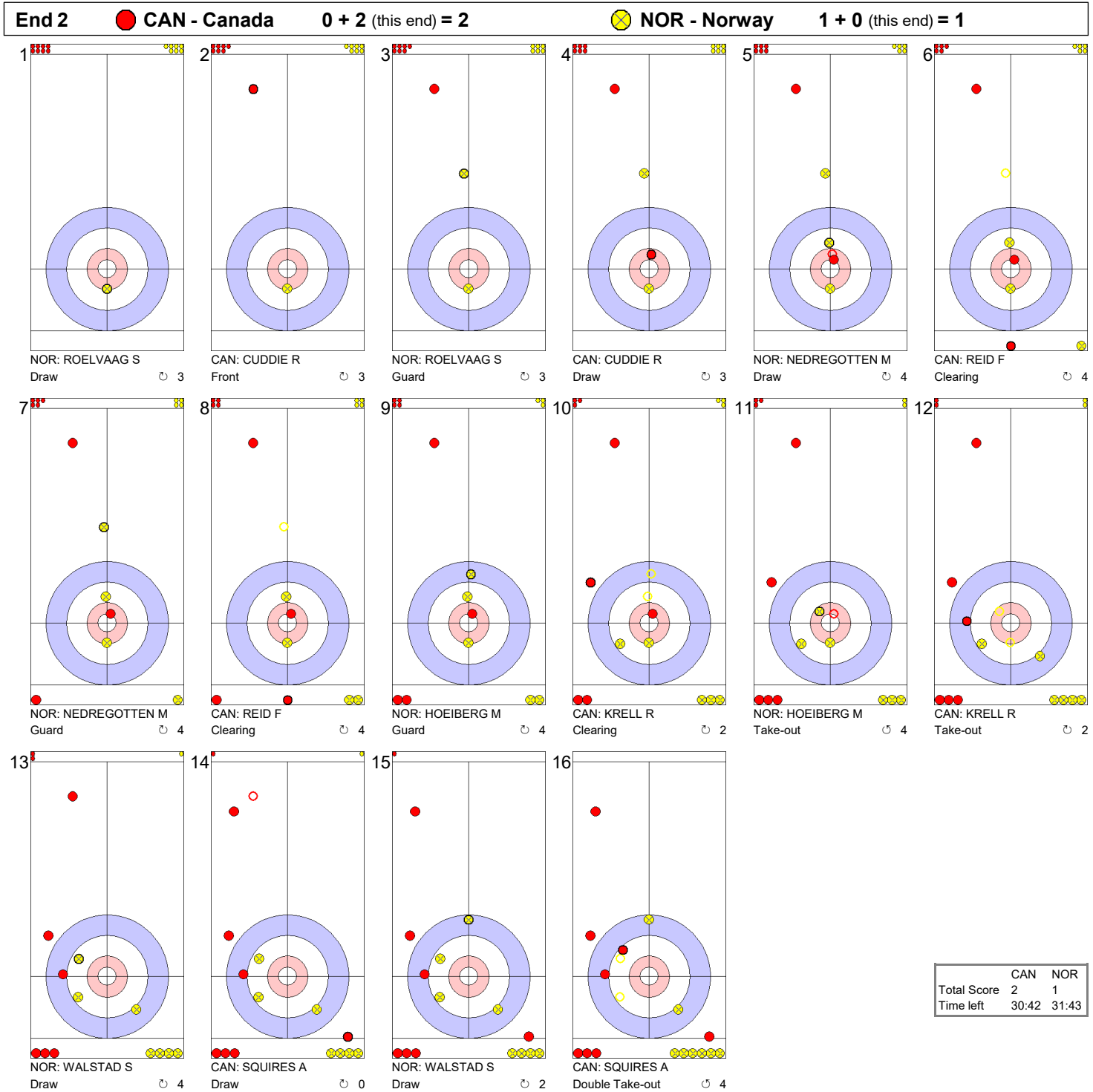


Game - Shot by Shot





Game - Shot by Shot





Game - Shot by Shot



	CAN	NOR
Total Score	3	1
Time left	29:03	30:55





Game - Shot by Shot

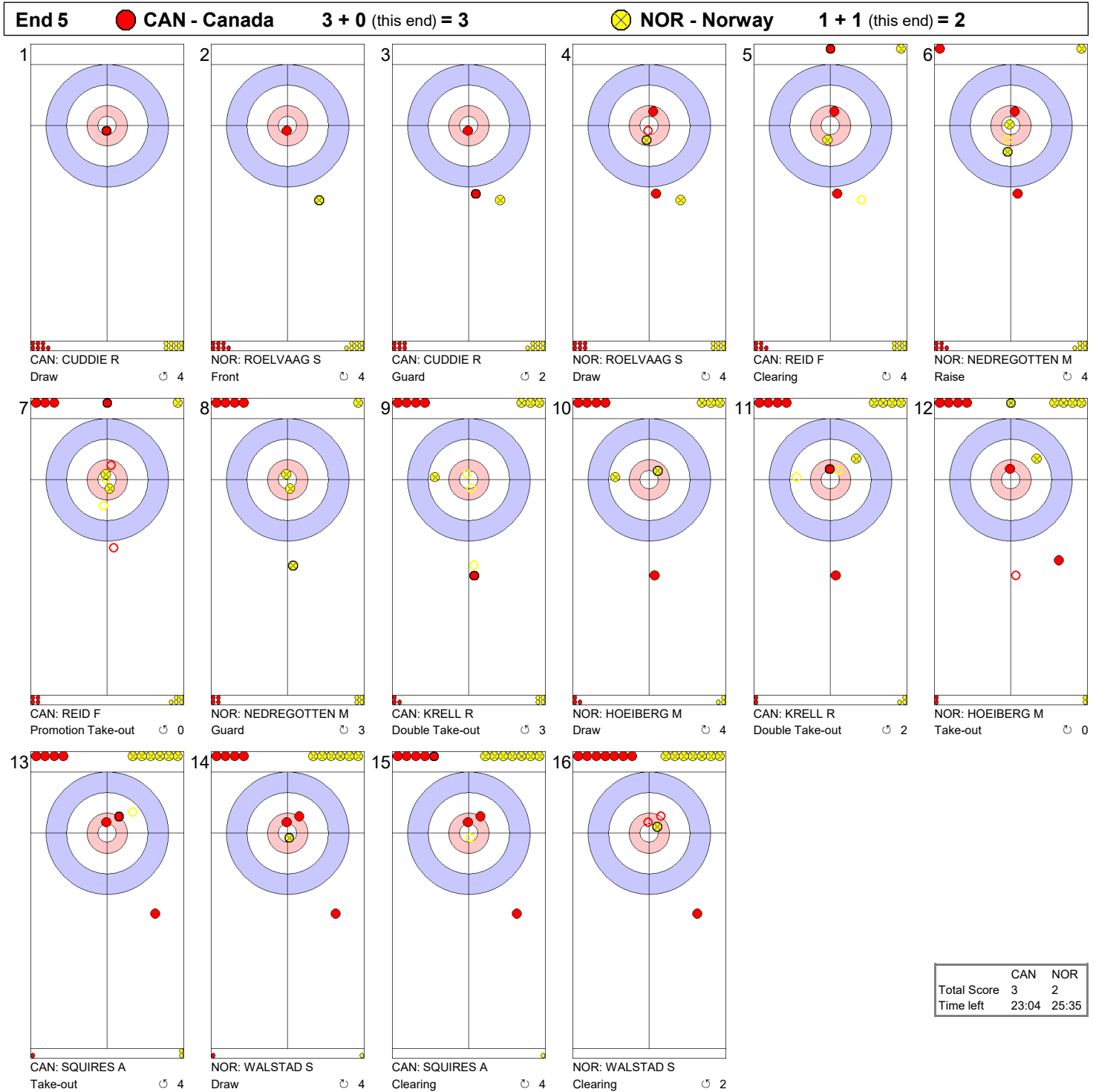


	CAN	NOR
Total Score	3	1
Time left	26:05	28:27





Game - Shot by Shot



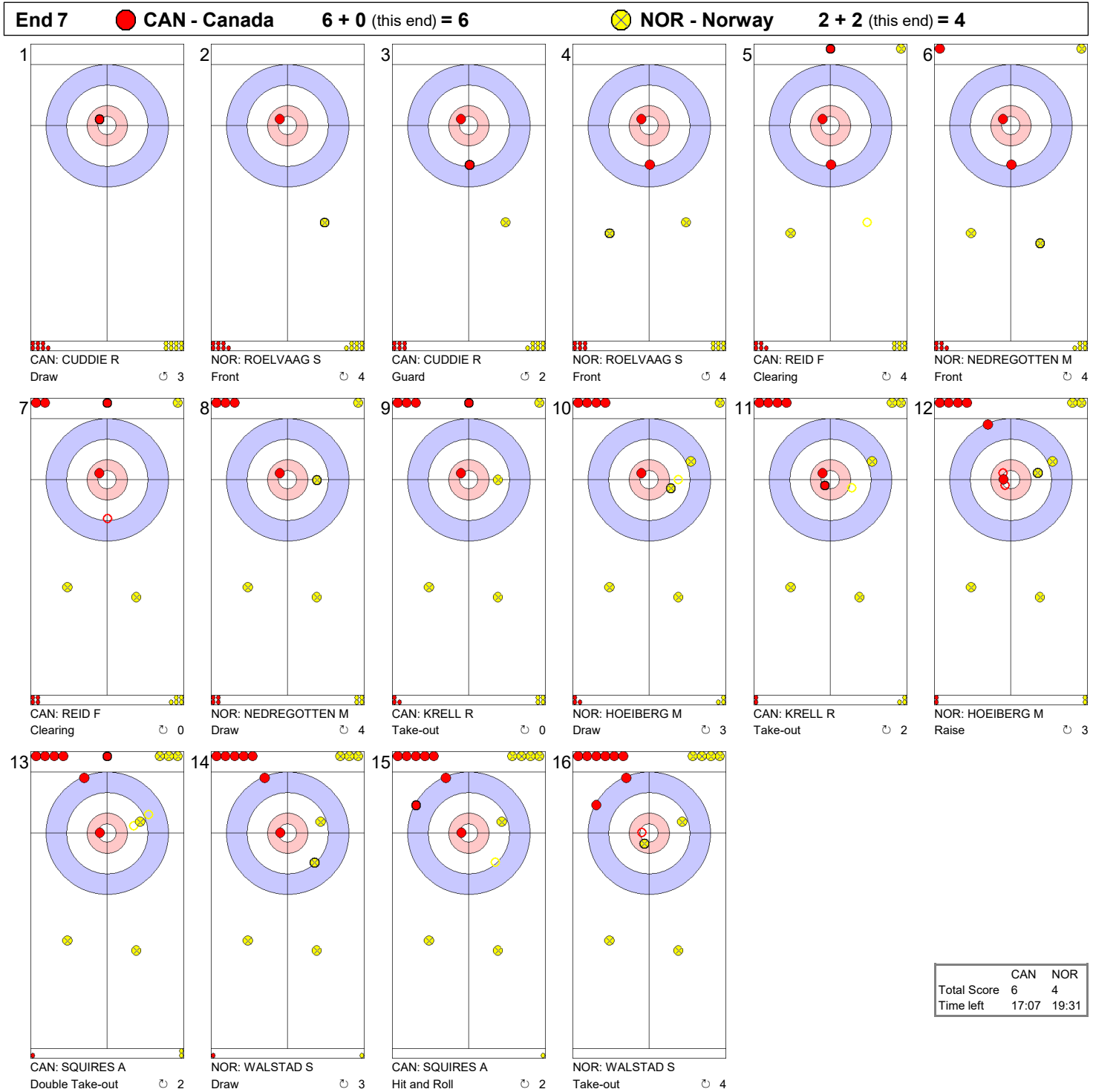


Game - Shot by Shot





Game - Shot by Shot

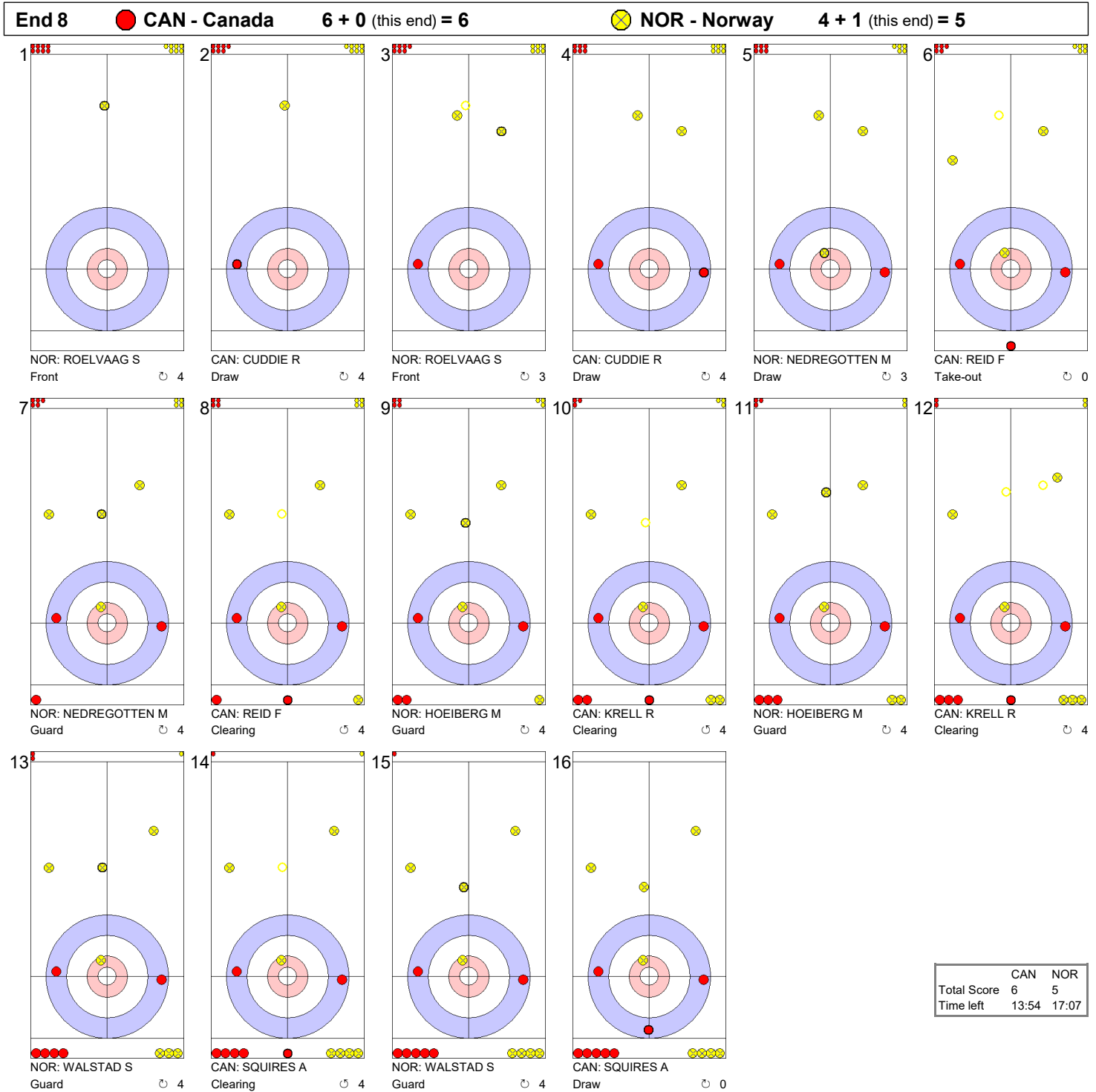


	CAN	NOR
Total Score	6	4
Time left	17:07	19:31



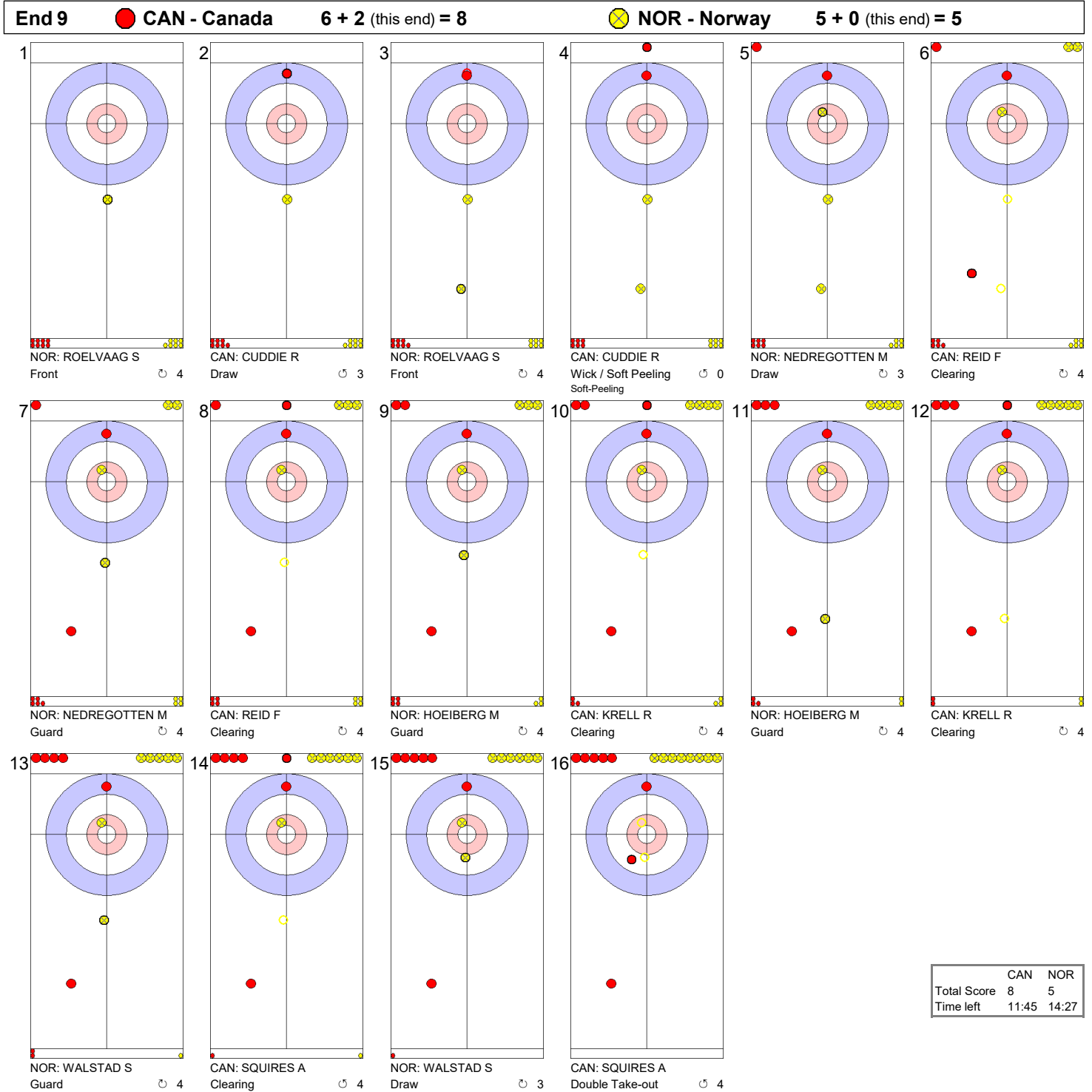


Game - Shot by Shot





Game - Shot by Shot





Game - Shot by Shot





Game Results

Sheet	Game	Team	LSFE	1	2	3	4	5	6	7	8	9	10	Extra Ends	Total
C	9	CAN - Canada		0	2	1	0	0	3	0	0	2	1		9
	9	NOR - Norway	*	1	0	0	0	1	0	2	1	0	0		5

CAN - Canada		Shot Success Game
4 S	SQUIRES Aaron	81%
3 V	KRELL Richard	70%
2	REID Fraser	73%
1	CUDDIE Russell	71%
A	NUTTALL Spencer	-
Team Total		74%

NOR - Norway		Shot Success Game
4 S	WALSTAD Steffen	75%
3 V	HOEIBERG Markus	71%
2	NEDREGOTTEN Magnus	90%
1	ROELVAAG Sander	94%
A	-	-
Team Total		83%

Last Stone Draw	Distance
⌚ CUDDIE R	69.5cm
⌚ REID F	12.9cm
Total	82.4cm

Last Stone Draw	Distance
⌚ ROELVAAG S	13.4cm
⌚ WALSTAD S	17.3cm
Total	30.7cm

Time remaining: 9 minutes 20 seconds

Time remaining: 11 minutes 4 seconds

Shot Success Analysis

CAN - Canada	Draws	Take-outs	Game
4 SQUIRES Aaron	⌚ 3 33%	8 88%	11 73%
	⌚ 2 100%	7 89%	9 92%
	Total 5 60%	15 88%	20 81%
3 KRELL Richard	⌚ 0 -	12 79%	12 79%
	⌚ 1 100%	7 50%	8 56%
	Total 1 100%	19 68%	20 70%
2 REID Fraser	⌚ 0 -	14 71%	14 71%
	⌚ 0 -	6 75%	6 75%
	Total 0 -	20 73%	20 73%
1 CUDDIE Russell	⌚ 8 66%	0 -	8 66%
	⌚ 8 69%	2 100%	10 75%
	Total 16 67%	2 100%	18 71%
A NUTTALL Spencer	⌚ 0 -	0 -	0 -
	⌚ 0 -	0 -	0 -
	Total 0 -	0 -	0 -
Team	⌚ 11 57%	34 78%	45 73%
	⌚ 11 77%	22 74%	33 75%
	Total 22 67%	56 76%	78 74%

NOR - Norway	Draws	Take-outs	Game
4 WALSTAD Steffen	⌚ 9 83%	7 75%	16 80%
	⌚ 1 0%	2 75%	3 50%
	Total 10 75%	9 75%	19 75%
3 HOEIBERG Markus	⌚ 11 75%	5 55%	16 69%
	⌚ 3 75%	1 100%	4 81%
	Total 14 75%	6 63%	20 71%
2 NEDREGOTTEN Magnus	⌚ 15 90%	0 -	15 90%
	⌚ 2 88%	3 92%	5 90%
	Total 17 90%	3 92%	20 90%
1 ROELVAAG Sander	⌚ 14 93%	0 -	14 93%
	⌚ 3 92%	3 100%	6 96%
	Total 17 93%	3 100%	20 94%
A -	⌚ 0 -	0 -	0 -
	⌚ 0 -	0 -	0 -
	Total 0 -	0 -	0 -
Team	⌚ 49 86%	12 67%	61 82%
	⌚ 9 75%	9 92%	18 83%
	Total 58 84%	21 77%	79 83%

Note:

Team position and functions are attached to each team member's name as follows:
4 = Fourth, **3** = Third, **2** = Second, **1** = Lead, **A** = Alternate, **S** = Skip, **V** = Vice-Skip

Legend:

⌚ Clockwise

⌚ Counter-clockwise

LSFE(*) Last Stone First End



Game Results

Sheet	Game	Team	LSFE	1	2	3	4	5	6	7	8	9	10	Extra Ends	Total
D	9	KAZ - Kazakhstan		1	0	0	1	1	0	1	0	X	X		4
	9	USA - United States of America	*	0	2	2	0	0	3	0	3	X	X		10

KAZ - Kazakhstan	
4 V	KIM Daniel
3 S	ZHUZBAY Abylaikhan
2	GARAGUL Dmitriy
1	AKHMAD Renas
A	IRGEBAY Tamerlan

USA - United States of America	
4 S	LEICHTER Alex
3 V	CLARK Nate
2	BOND Chris
1	WEBER Calvin
A	STOPERA Andrew

Last Stone Draw	Distance
⌚ GARAGUL D	41.0cm
⌚ AKHMAD R	80.6cm
Total	121.6cm

Last Stone Draw	Distance
⌚ LEICHTER A	8.5cm
⌚ CLARK N	23.3cm
Total	31.8cm

Time remaining: 7 minutes 11 seconds

Time remaining: 10 minutes 41 seconds

Note:
Team position and functions are attached to each team member's name as follows:
4 = Fourth, 3 = Third, 2 = Second, 1 = Lead, A = Alternate, S = Skip, V = Vice-Skip

Legend:
⌚ Clockwise ⌚ Counter-clockwise LSFE(*) Last Stone First End
X Unplayed/unfinished end due to concession





Game Results

Sheet	Game	Team	LSFE	1	2	3	4	5	6	7	8	9	10	Extra Ends	Total
E	9	GBR - United Kingdom		0	0	1	0	3	0	0	1	0	X		5
	9	KOR - Republic of Korea	*	1	0	0	1	0	1	0	0	0	X		3

GBR - United Kingdom	
4 V	MOUAT Bruce
3 S	LAMMIE Bobby
2	CANNON Gregor
1	SLOAN Derrick
A	SCHREIBER Alasdair

KOR - Republic of Korea	
4 S	LEE Kibok
3 V	SEONG Sehyeon
2	LEE Kijeong
1	OH Eunsu
A	KIM Chigu

Last Stone Draw	Distance
⌚ MOUAT B	80.4cm
⌚ LAMMIE B	9.7cm
Total	90.1cm

Last Stone Draw	Distance
⌚ OH E	14.6cm
⌚ LEE Kib	35.7cm
Total	50.3cm

Time remaining: 9 minutes 3 seconds

Time remaining: 1 minute 2 seconds

Note:
Team position and functions are attached to each team member's name as follows:
4 = Fourth, 3 = Third, 2 = Second, 1 = Lead, A = Alternate, S = Skip, V = Vice-Skip

Legend:
⌚ Clockwise ⌚ Counter-clockwise LSFE(*) Last Stone First End
X Unplayed/unfinished end due to concession





Almaty 2017

28TH WINTER UNIVERSIADE



FIGURE SKATING

6	Figure Skating	759
6.1	Table of Contents	760
6.2	Competition Schedule	761
6.3	Number of Entries by Country	762
6.4	Medallists by Event	763
6.5	Figure Skating Medal Standings	764
6.6	Men	765
6.6.1	Results	766
6.6.2	Medallists	768
6.6.3	Free Skating	769
6.6.3.1	ISU Technical Panel and Panel of Judges	769
6.6.3.2	Segment Results	770
6.6.3.3	Judges Details per Skater	771
6.6.4	Short Program	784
6.6.4.1	ISU Technical Panel and Panel of Judges	784
6.6.4.2	Segment Results	785
6.6.4.3	Judges Details per Skater	787
6.7	Ladies	805
6.7.1	Results	806
6.7.2	Medallists	807
6.7.3	Free Skating	808
6.7.3.1	ISU Technical Panel and Panel of Judges	808
6.7.3.2	Segment Results	809
6.7.3.3	Judges Details per Skater	810
6.7.4	Short Program	822
6.7.4.1	ISU Technical Panel and Panel of Judges	822
6.7.4.2	Segment Results	823
6.7.4.3	Judges Details per Skater	824
6.8	Ice Dance	839
6.8.1	Results	840
6.8.2	Medallists	841
6.8.3	Free Dance	842
6.8.3.1	ISU Technical Panel and Panel of Judges	842
6.8.3.2	Segment Results	843
6.8.3.3	Judges Details per Skater	844
6.8.4	Short Dance	851
6.8.4.1	ISU Technical Panel and Panel of Judges	851
6.8.4.2	Segment Results	852
6.8.4.3	Judges Details per Skater	853
6.9	Sport Related - Updated Start List Figure Skating Ladies Short Program	860



Competition Schedule

As of SAT 04 FEB 2017

REVISED
04 FEB 14:08

Date	Start Time	Estimated Finish Time	Event
WED 1 FEB	14:30	18:52	Ladies - Short Program
THU 2 FEB	14:30 17:00	16:33 20:51	Ice Dance - Short Dance Ladies - Free Skating
FRI 3 FEB	14:50	19:50	Men - Short Program
SAT 4 FEB	14:15 17:00	16:37 21:03	Ice Dance - Free Dance Men - Free Skating

NOTE

Schedule is subject to change

Start of Ice Dance - Free Dance competition has been postponed for 15 minutes



Number of Entries by Country

As of WED 01 FEB 2017

Country	Ladies	Men	Ice Dance
AUT - Austria	2	1	
BLR - Belarus			1
CHN - People's Republic of China	2	2	3
CZE - Czech Republic	1	1	1
EST - Estonia		1	
FIN - Finland		1	1
FRA - France		3	1
GBR - United Kingdom		1	
GER - Germany	1		3
GRE - Greece	1		
HKG - Hong Kong, China		1	
ITA - Italy	2	2	
JPN - Japan	3	3	
KAZ - Kazakhstan	3	3	
KGZ - Kyrgyzstan	1		
KOR - Republic of Korea	2	3	
LTU - Lithuania	1		
MEX - Mexico	2		
NED - Netherlands		2	
RUS - Russian Federation	3	3	3
SLO - Slovenia	1		
SUI - Switzerland	1		
SVK - Slovakia	1	2	
SWE - Sweden	1	3	
THA - Thailand	1		
TPE - Chinese Taipei		1	
TUR - Turkey	1	1	
UKR - Ukraine		2	1
Total Entries	30	36	14
Total Countries	19	19	8



Medallists by Event

As of SAT 04 FEB 2017 at 21:10

AFTER 3 OF 3 EVENTS

Event	Date	Medal	Name	Country
Ladies	THU 02 FEB	GOLD	RADIONOVA Elena	RUS
		SILVER	NITAYA Rin	JPN
		BRONZE	ISOBE Hinano	JPN
Men	SAT 04 FEB	GOLD	TEN Denis	KAZ
		SILVER	TANAKA Keiji	JPN
		BRONZE	MAJOROV Alexander	SWE
Ice Dance	SAT 04 FEB	GOLD	NAZAROVA Alexandra NIKITIN Maxim	UKR
		SILVER	EVDOKIMOVA Sofia BAZIN Egor	RUS
		BRONZE	KOCH Shari NUECHTERN Christian	GER



Figure Skating Medal Standings

As of SAT 04 FEB 2017 at 21:12

AFTER 3 OF 3 EVENTS

Rank	Country	Ladies				Men				Ice Dance				Total				Rank by Total	
		G	S	B	Tot	G	S	B	Tot	G	S	B	Tot	G	S	B	Tot		
1	RUS - Russian Federation	1			1						1			1	1			2	2
2	KAZ - Kazakhstan					1			1					1				1	=3
2	UKR - Ukraine									1			1	1				1	=3
4	JPN - Japan		1	1	2		1		1						2	1		3	1
5	GER - Germany											1	1				1	1	=3
5	SWE - Sweden							1	1								1	1	=3
Total:		1	1	1	3	1	1	1	3	1	1	1	3	3	3	3	9		

Legend:

= Equal sign indicates that two or more countries share the same rank by total **B** Bronze **G** Gold **S** Silver **Tot** Total



Almaty 2017

28TH WINTER UNIVERSIADE



FIGURE SKATING

Men



Results

Rank	Name	Country	Total Score	SP	FS
1	TEN Denis	KAZ	266.97	1	1
2	TANAKA Keiji	JPN	252.09	2	3
3	MAJOROV Alexander	SWE	246.56	6	2
4	DMITRIEV Artur	RUS	237.82	3	7
5	RIGHINI Ivan	ITA	235.47	5	5
6	HINO Ryuju	JPN	226.01	9	6
7	BREZINA Michal	CZE	225.05	8	8
8	KIM Jin Seo	KOR	220.22	14	4
9	LAZUKIN Andrei	RUS	220.00	4	12
10	GUAN Yuhang	CHN	209.01	13	9
11	PONSART Romain	FRA	207.17	15	10
12	RAKIMGALIEV Abzal	KAZ	204.23	11	11
13	ZANDRON Maurizio	ITA	203.00	10	13
14	SHULEPOV Anton	RUS	200.64	7	15
15	PAVLOV Ivan	UKR	200.44	12	14
16	LEE June Hyoung	KOR	182.53	16	16
17	TESSON Adrien	FRA	180.95	17	17
18	TSAO Chih-I	TPE	174.71	21	18
19	KENNES Thomas	NED	174.57	19	20
20	KAWAHARA Sei	JPN	173.86	23	19
21	DEMIRBOGA Burak	TUR	169.04	24	21
22	SPIEGL Ondrej	SWE	163.48	22	22
23	HOCQUAUX Simon	FRA	161.08	18	23
24	NEUMAN Michael	SVK	155.61	20	24
Final not Reached					
	PAPP Béla	FIN	56.08	25	
	PARRY-EVANS Charlie	GBR	55.49	26	
	LIU Runqi	CHN	54.63	27	
	PANIKHIN Artur	KAZ	54.11	28	
	KOPPEL Samuel	EST	53.52	29	
	LEE Dong Won	KOR	50.76	30	
	BJORK Marcus	SWE	47.69	31	
	TSIBA Michel	NED	43.35	32	
	LEE Harry Hau Yin	HKG	41.95	33	
	PIKHOVYCH Vladyslav	UKR	40.02	34	
	IONIAN Mario-Rafael	AUT	36.99	35	
	KLEPOCH Marco	SVK	36.53	36	

岡部 由起子

OKABE Yukiko, ISU
Referee



PRINS Jeroen, ISU
Technical Controller



Results

LEGEND

FS Free Skating

SP Short Program



Medallists

Medal	Name	Country
GOLD	TEN Denis	KAZ - Kazakhstan
SILVER	TANAKA Keiji	JPN - Japan
BRONZE	MAJOROV Alexander	SWE - Sweden



ISU Technical Panel and Panel of Judges

Technical Panel

Function

Name

Technical Controller	PRINS Jeroen	ISU
Technical Specialist	ROSSOUKHI-SCHNEIDER Evelyn	ISU
Assistant Technical Specialist	BICH Igor	ISU

Panel of Judges

Function

Name

Referee	OKABE Yukiko	ISU
Judge No.1	SHARKINA Tatiana	RUS
Judge No.2	ORLANDINI Massimo	ITA
Judge No.3	LIU Xixia	CHN
Judge No.4	DEGOUTTE Isabelle	FRA
Judge No.5	BOHUNICKA Lenka	SVK
Judge No.6	KOH Sung-Hee	KOR
Judge No.7	PARETSKAIA Nadezhda	KAZ

Data / Replay Operators

Function

Name

Data Operator	TUNCAY Cenap Mengü	ISU
Replay Operator	HAYAKAWA Risa	ISU



Segment Results

Rank	Name	Country	Total Segment Score
1	TEN Denis	KAZ	172.06
2	MAJOROV Alexander	SWE	165.55
3	TANAKA Keiji	JPN	163.04
4	KIM Jin Seo	KOR	153.41
5	RIGHINI Ivan	ITA	153.19
6	HINO Ryuju	JPN	150.78
7	DMITRIEV Artur	RUS	150.64
8	BREZINA Michal	CZE	149.48
9	GUAN Yuhang	CHN	141.85
10	PONSART Romain	FRA	140.92
11	RAKIMGALIEV Abzal	KAZ	135.98
12	LAZUKIN Andrei	RUS	135.26
13	ZANDRON Maurizio	ITA	133.29
14	PAVLOV Ivan	UKR	133.17
15	SHULEPOV Anton	RUS	124.51
16	LEE June Hyoung	KOR	117.45
17	TESSON Adrien	FRA	117.27
18	TSAO Chih-I	TPE	116.58
19	KAWAHARA Sei	JPN	115.93
20	KENNES Thomas	NED	115.53
21	DEMIRBOGA Burak	TUR	112.71
22	SPIEGL Ondrej	SWE	105.46
23	HOCQUAUX Simon	FRA	101.93
24	NEUMAN Michael	SVK	97.37

岡部 由起子

OKABE Yukiko, ISU
Referee

Prins Jeroen

PRINS Jeroen, ISU
Technical Controller



Judges Details per Skater

Rank	Name	Country	Starting Number	Total Segment Score	Total Element Score	Program Component Score (factored)	Total Deductions							
1	TEN Denis	KAZ	24	172.06	82.16	89.90	0.00							
#	Executed Elements	Info	Base Value	GOE	J1	J2	J3	J4	J5	J6	J7	J8	J9	Scores of Panel
1	4T		10.30	-0.08	-1	0	-1	1	-1	1	1	-	-	10.22
2	3S		4.40	0.98	2	1	1	1	0	2	2	-	-	5.38
3	1A		1.10	0.00	0	0	0	0	0	0	1	-	-	1.10
4	CCSp4		3.20	0.80	2	2	1	2	1	2	1	-	-	4.00
5	ChSq1		2.00	2.10	3	3	2	3	3	3	3	-	-	4.10
6	3F		5.83 x	1.40	3	2	2	2	2	2	2	-	-	7.23
7	3A		9.35 x	-0.80	-1	-1	-1	-1	-1	1	0	-	-	8.55
8	CCoSp4		3.50	0.90	1	2	2	2	2	2	1	-	-	4.40
9	3Lz+1Lo+3S		11.99 x	1.40	2	2	2	2	1	2	2	-	-	13.39
10	3Lz		6.60 x	1.40	3	2	2	2	2	2	2	-	-	8.00
11	3Lo		5.61 x	1.12	2	2	2	1	1	1	2	-	-	6.73
12	StSq4		3.90	1.96	3	3	2	2	3	3	3	-	-	5.86
13	FSSp2		2.30	0.90	2	1	2	1	2	3	2	-	-	3.20
			70.08										82.16	
Program Components			Factor											
Skating Skills			2.00		9.25	9.00	8.75	8.75	9.00	9.50	8.75	-	-	8.95
Transitions / Linking Footwork / Movement			2.00		9.00	8.50	8.50	8.50	9.00	9.25	8.25	-	-	8.70
Performance / Execution			2.00		9.25	9.00	8.50	9.25	9.00	9.50	8.50	-	-	9.00
Choreography / Composition			2.00		9.25	9.00	8.75	9.00	9.00	9.75	9.00	-	-	9.05
Interpretation			2.00		9.25	9.25	8.75	9.50	9.25	9.75	9.00	-	-	9.25
Judges Total Program Component Score (factored)													89.90	
Deductions:													0.00	

Rank	Name	Country	Starting Number	Total Segment Score	Total Element Score	Program Component Score (factored)	Total Deductions							
2	MAJOROV Alexander	SWE	21	165.55	86.55	80.00	-1.00							
#	Executed Elements	Info	Base Value	GOE	J1	J2	J3	J4	J5	J6	J7	J8	J9	Scores of Panel
1	4T		10.30	2.00	1	2	2	2	2	2	2	-	-	12.30
2	3A+2T		9.80	1.00	0	1	1	2	1	1	1	-	-	10.80
3	3Lz		6.00	1.26	2	1	2	1	2	2	2	-	-	7.26
4	3F		5.30	1.26	2	2	1	1	2	2	2	-	-	6.56
5	FSSp4		3.00	0.80	2	2	0	1	1	2	2	-	-	3.80
6	StSq3		3.30	0.70	2	1	0	2	2	2	0	-	-	4.00
7	3A		9.35 x	0.00	0	0	0	0	0	0	0	-	-	9.35
8	2A+3T		8.36 x	0.70	1	1	1	1	1	1	2	-	-	9.06
9	3T+2T+2Lo		8.14 x	-1.82	-2	-3	-3	-2	-3	-3	-2	-	-	6.32
10	FCCoSp4		3.50	0.50	1	1	0	1	1	1	1	-	-	4.00
11	3S		4.84 x	0.56	1	1	1	0	0	1	1	-	-	5.40
12	ChSq1		2.00	1.40	2	2	1	1	2	3	3	-	-	3.40
13	CCoSp4		3.50	0.80	2	1	1	2	2	2	1	-	-	4.30
			77.39										86.55	
Program Components			Factor											
Skating Skills			2.00		8.00	8.25	7.50	8.25	8.50	8.00	7.25	-	-	8.00
Transitions / Linking Footwork / Movement			2.00		7.75	8.00	7.50	8.25	8.25	7.75	6.50	-	-	7.85
Performance / Execution			2.00		7.75	7.75	7.75	8.50	8.50	8.25	7.75	-	-	8.00
Choreography / Composition			2.00		8.00	8.00	7.75	8.25	8.50	8.00	8.00	-	-	8.05
Interpretation			2.00		8.00	8.00	7.75	8.50	8.50	8.00	8.00	-	-	8.10
Judges Total Program Component Score (factored)													80.00	
Deductions:			Falls: -1.00										-1.00	





Judges Details per Skater

Rank	Name	Country	Starting Number	Total Segment Score	Total Element Score	Program Component Score (factored)	Total Deductions							
3	TANAKA Keiji	JPN	23	163.04	81.84	82.20	-1.00							
#	Executed Elements	Info	Base Value	GOE	J1	J2	J3	J4	J5	J6	J7	J8	J9	Scores of Panel
1	4S		10.50	0.80	1	-1	2	1	0	1	1	-	-	11.30
2	4S+REP		7.35	-4.00	-3	-3	-3	-3	-3	-3	-3	-	-	3.35
3	3A		8.50	0.80	1	1	2	0	1	1	0	-	-	9.30
4	CSSp4		3.00	0.50	1	1	1	0	1	2	1	-	-	3.50
5	StSq3		3.30	1.00	2	2	2	2	2	2	2	-	-	4.30
6	3F+2T		7.26 x	0.56	1	0	1	1	0	1	2	-	-	7.82
7	3A+2T+2Lo		12.76 x	-0.20	0	-1	0	0	-1	0	0	-	-	12.56
8	3Lz		6.60 x	0.84	2	0	1	1	1	1	2	-	-	7.44
9	FCSp3		2.80	0.50	1	1	1	1	1	1	1	-	-	3.30
10	3Lo		5.61 x	0.84	2	1	1	1	1	1	2	-	-	6.45
11	3S		4.84 x	0.56	2	0	1	0	0	1	2	-	-	5.40
12	ChSq1		2.00	1.12	2	2	2	1	1	3	1	-	-	3.12
13	CCoSp4		3.50	0.50	1	1	1	1	1	2	1	-	-	4.00
78.02														81.84
Program Components				Factor										
Skating Skills				2.00	8.50	8.00	8.50	8.50	8.00	8.25	7.75	-	-	8.25
Transitions / Linking Footwork / Movement				2.00	8.25	7.00	8.25	8.25	7.75	8.00	7.25	-	-	7.90
Performance / Execution				2.00	8.50	8.00	8.50	8.50	8.00	8.50	8.00	-	-	8.30
Choreography / Composition				2.00	8.50	7.75	8.25	8.50	8.00	8.50	8.25	-	-	8.30
Interpretation				2.00	8.50	8.00	8.50	8.75	8.25	8.50	7.75	-	-	8.35
Judges Total Program Component Score (factored)														82.20
Deductions:				Falls: -1.00										-1.00

Rank	Name	Country	Starting Number	Total Segment Score	Total Element Score	Program Component Score (factored)	Total Deductions							
4	KIM Jin Seo	KOR	10	153.41	81.31	72.10	0.00							
#	Executed Elements	Info	Base Value	GOE	J1	J2	J3	J4	J5	J6	J7	J8	J9	Scores of Panel
1	4T		10.30	-2.16	-2	-2	-2	-2	-2	-1	-1	-	-	8.14
2	3A+2T		9.80	0.40	0	0	0	0	1	1	1	-	-	10.20
3	3Lz+3T		10.30	0.56	1	1	0	0	1	1	1	-	-	10.86
4	3Lo		5.10	0.70	1	1	1	1	0	1	1	-	-	5.80
5	CSSp4		3.00	0.40	1	0	1	0	1	1	1	-	-	3.40
6	FCSp4		3.20	0.50	1	1	0	1	1	1	1	-	-	3.70
7	ChSq1		2.00	0.98	2	2	1	1	0	2	1	-	-	2.98
8	3A		9.35 x	-1.60	-2	-1	-1	-2	-2	-2	-1	-	-	7.75
9	3Lz		6.60 x	0.70	1	1	1	0	1	1	2	-	-	7.30
10	3S+2T+2Lo		8.25 x	0.00	0	0	1	0	0	0	0	-	-	8.25
11	2A		3.63 x	0.00	0	0	0	0	0	0	1	-	-	3.63
12	StSq4		3.90	1.40	2	2	1	2	2	2	2	-	-	5.30
13	CCoSp4		3.50	0.50	1	1	1	1	1	1	1	-	-	4.00
78.93														81.31
Program Components				Factor										
Skating Skills				2.00	7.50	7.00	6.75	6.75	7.00	7.50	7.25	-	-	7.10
Transitions / Linking Footwork / Movement				2.00	7.50	6.75	6.50	7.00	6.50	7.25	6.75	-	-	6.85
Performance / Execution				2.00	8.00	7.25	7.00	7.50	6.75	7.50	7.50	-	-	7.35
Choreography / Composition				2.00	7.75	7.50	6.75	7.25	6.75	7.50	7.25	-	-	7.25
Interpretation				2.00	8.00	7.25	7.00	8.00	6.75	7.75	7.50	-	-	7.50
Judges Total Program Component Score (factored)														72.10
Deductions:														0.00





Judges Details per Skater

Rank	Name	Country	Starting Number	Total Segment Score	Total Element Score	Program Component Score (factored)	Total Deductions
5	RIGHINI Ivan	ITA	20	153.19	75.39	77.80	0.00

#	Executed Elements	Info	Base Value	GOE	J1	J2	J3	J4	J5	J6	J7	J8	J9	Scores of Panel
1	4T		10.30	-2.40	-2	-2	-2	-2	-2	-3	-2	-	-	7.90
2	2A		3.30	0.50	2	1	1	1	1	0	1	-	-	3.80
3	2A+3T		7.60	0.84	1	2	2	1	1	0	1	-	-	8.44
4	FCSp4		3.20	0.50	1	1	1	1	0	1	1	-	-	3.70
5	3Lo		5.10	0.84	2	1	1	1	1	1	2	-	-	5.94
6	3Lz		6.00	0.00	0	0	0	0	-1	1	0	-	-	6.00
7	StSq3		3.30	0.50	2	1	1	1	1	1	1	-	-	3.80
8	CSSp4		3.00	0.20	1	0	1	0	0	1	0	-	-	3.20
9	3S+2T		6.27 x	0.42	1	1	0	0	1	0	1	-	-	6.69
10	3F		5.83 x	0.98	2	2	1	1	1	1	2	-	-	6.81
11	3Lz+3T		11.33 x	0.56	1	1	2	1	0	1	0	-	-	11.89
12	ChSq1		2.00	1.12	2	1	2	1	1	3	2	-	-	3.12
13	CCoSp4		3.50	0.60	1	1	1	1	2	2	1	-	-	4.10
			70.73											75.39

Program Components

Factor

Skating Skills	2.00	7.75	7.50	8.25	7.75	7.75	7.50	7.50	-	-	7.65
Transitions / Linking Footwork / Movement	2.00	7.75	7.25	8.00	7.75	7.75	7.25	6.75	-	-	7.55
Performance / Execution	2.00	8.25	8.00	8.25	8.00	7.75	7.75	7.50	-	-	7.95
Choreography / Composition	2.00	8.25	7.75	8.00	7.75	7.75	7.75	7.75	-	-	7.80
Interpretation	2.00	8.50	7.75	8.25	8.00	8.00	7.75	7.75	-	-	7.95
Judges Total Program Component Score (factored)											77.80

Deductions:

0.00

Rank	Name	Country	Starting Number	Total Segment Score	Total Element Score	Program Component Score (factored)	Total Deductions
6	HINO Ryuju	JPN	16	150.78	79.58	72.20	-1.00

#	Executed Elements	Info	Base Value	GOE	J1	J2	J3	J4	J5	J6	J7	J8	J9	Scores of Panel
1	4T<	<	8.00	-4.00	-3	-3	-3	-3	-3	-3	-3	-	-	4.00
2	2Lz+1Lo+3S		7.00	0.00	0	1	0	0	0	0	0	-	-	7.00
3	3A+3T		12.80	2.00	2	2	2	2	1	2	2	-	-	14.80
4	3Lo		5.10	0.42	1	1	2	0	0	1	0	-	-	5.52
5	CSSp4		3.00	0.50	1	1	1	1	1	2	1	-	-	3.50
6	FCCoSp4		3.50	0.40	1	1	1	1	0	1	0	-	-	3.90
7	ChSq1		2.00	0.42	1	1	1	0	0	1	0	-	-	2.42
8	3A		9.35 x	1.80	2	2	2	2	1	1	2	-	-	11.15
9	3Lz		6.60 x	0.56	1	1	1	0	0	1	1	-	-	7.16
10	3F		5.83 x	0.84	2	1	1	1	1	1	2	-	-	6.67
11	StSq2		2.60	0.50	1	1	1	1	1	2	0	-	-	3.10
12	2S+3T		6.16 x	0.00	0	0	0	-1	0	0	0	-	-	6.16
13	CCoSp4		3.50	0.70	1	2	1	2	1	2	1	-	-	4.20
			75.44											79.58

Program Components

Factor

Skating Skills	2.00	7.50	7.25	7.75	7.75	7.50	7.50	6.75	-	-	7.50
Transitions / Linking Footwork / Movement	2.00	7.00	6.25	7.50	7.25	6.75	7.25	6.25	-	-	6.90
Performance / Execution	2.00	7.50	6.75	7.75	7.75	7.25	7.50	7.00	-	-	7.40
Choreography / Composition	2.00	7.50	6.50	7.50	7.25	7.25	7.25	6.75	-	-	7.20
Interpretation	2.00	7.00	6.50	7.50	8.00	7.25	7.25	6.25	-	-	7.10
Judges Total Program Component Score (factored)											72.20

Deductions:

Falls: -1.00

-1.00



Judges Details per Skater

Rank	Name	Country	Starting Number	Total Segment Score	Total Element Score	Program Component Score (factored)	Total Deductions								
7	DMITRIEV Artur	RUS	22	150.64	80.14	74.50	-4.00								
#	Executed Elements	Info	Base Value	GOE	J1	J2	J3	J4	J5	J6	J7	J8	J9	Scores of Panel	
1	4T+3T		14.60	-1.68	-1	-2	-1	-1	-3	-2	0	-	-	12.92	
2	4T		10.30	1.20	2	1	1	0	1	1	2	-	-	11.50	
3	3A+2T+2Lo		11.60	0.80	1	1	1	0	0	1	2	-	-	12.40	
4	3A		8.50	1.40	2	1	2	1	1	1	2	-	-	9.90	
5	FCSp4		3.20	0.30	0	0	1	-1	1	1	1	-	-	3.50	
6	StSq3		3.30	0.40	2	1	1	0	0	1	1	-	-	3.70	
7	3Lo		5.61	x 0.28	2	0	2	0	0	0	0	-	-	5.89	
8	3F		5.83	x -2.10	-3	-3	-3	-3	-3	-3	-3	-	-	3.73	
9	3Lz		6.60	x -2.10	-3	-3	-3	-3	-3	-3	-3	-	-	4.50	
10	CSSp4		3.00	0.50	1	1	1	1	0	1	1	-	-	3.50	
11	ChSq1		2.00	0.42	1	0	1	0	0	2	1	-	-	2.42	
12	3S		4.84	x -2.10	-3	-3	-3	-3	-3	-3	-3	-	-	2.74	
13	CCoSp4		3.50	-0.06	0	-2	0	-1	0	0	0	-	-	3.44	
82.88														80.14	
Program Components				Factor											
Skating Skills				2.00	8.25	7.00	8.25	7.50	7.50	7.00	7.50	-	-		7.55
Transitions / Linking Footwork / Movement				2.00	7.75	6.00	8.00	7.25	7.50	6.75	7.00	-	-		7.25
Performance / Execution				2.00	7.75	6.00	8.50	7.50	7.50	6.75	7.00	-	-		7.30
Choreography / Composition				2.00	8.25	6.50	8.50	7.50	7.50	7.00	7.50	-	-		7.55
Interpretation				2.00	8.00	6.25	8.25	7.50	7.75	7.25	7.50	-	-		7.60
Judges Total Program Component Score (factored)														74.50	
Deductions:				Falls: -4.00										-4.00	

Rank	Name	Country	Starting Number	Total Segment Score	Total Element Score	Program Component Score (factored)	Total Deductions								
8	BREZINA Michal	CZE	17	149.48	71.38	81.10	-3.00								
#	Executed Elements	Info	Base Value	GOE	J1	J2	J3	J4	J5	J6	J7	J8	J9	Scores of Panel	
1	4S		10.50	2.00	2	2	2	2	2	2	2	-	-	12.50	
2	3A		8.50	-1.00	-1	0	-2	-1	-2	-1	0	-	-	7.50	
3	3F+1Lo+2S		7.10	0.70	2	1	0	1	1	0	2	-	-	7.80	
4	StSq4		3.90	1.40	2	2	2	2	2	3	1	-	-	5.30	
5	FCCoSp4		3.50	0.40	1	1	0	1	1	1	0	-	-	3.90	
6	3A+REP		6.55	x -3.00	-3	-3	-3	-3	-3	-3	-3	-	-	3.55	
7	ChSq1		2.00	1.12	2	2	1	2	1	2	1	-	-	3.12	
8	3Lo		5.61	x 0.42	1	0	1	1	1	0	0	-	-	6.03	
9	FSSp4		3.00	0.80	2	2	1	2	1	2	1	-	-	3.80	
10	3F		5.83	x 0.98	2	2	1	1	1	1	2	-	-	6.81	
11	3Lz		6.60	x -2.10	-3	-3	-3	-3	-3	-3	-3	-	-	4.50	
12	2A+1T		4.07	x 0.00	0	0	0	0	0	0	0	-	-	4.07	
13	CCoSp2V		2.00	0.50	1	1	1	1	1	2	1	-	-	2.50	
69.16														71.38	
Program Components				Factor											
Skating Skills				2.00	8.50	8.00	8.25	8.00	8.00	8.75	7.50	-	-		8.15
Transitions / Linking Footwork / Movement				2.00	8.25	7.50	8.00	8.50	8.00	8.50	6.75	-	-		8.05
Performance / Execution				2.00	7.75	7.50	8.25	8.25	8.00	8.25	6.75	-	-		7.95
Choreography / Composition				2.00	8.50	7.75	8.25	8.25	8.25	8.75	7.50	-	-		8.20
Interpretation				2.00	8.00	7.75	8.50	8.50	8.25	8.75	7.00	-	-		8.20
Judges Total Program Component Score (factored)														81.10	
Deductions:				Time violation: -1.00										Falls: -2.00	-3.00





Judges Details per Skater

Rank	Name	Country	Starting Number	Total Segment Score	Total Element Score	Program Component Score (factored)	Total Deductions								
9	GUAN Yuhang	CHN	7	141.85	72.95	68.90	0.00								
#	Executed Elements	Info	Base Value	GOE	J1	J2	J3	J4	J5	J6	J7	J8	J9	Scores of Panel	
1	4T		10.30	-1.44	-1	-1	-2	0	-2	-1	-1	-	-	8.86	
2	3Lz		6.00	1.26	2	1	2	2	1	2	2	-	-	7.26	
3	3Lo+2T		6.40	0.84	2	1	2	1	1	1	1	-	-	7.24	
4	FCSp4		3.20	0.40	1	1	1	1	0	0	1	-	-	3.60	
5	StSq3		3.30	0.50	1	1	1	1	1	1	1	-	-	3.80	
6	3Lo		5.61 x	1.12	2	1	2	2	1	0	2	-	-	6.73	
7	CSSp3		2.60	0.50	1	1	1	1	1	1	1	-	-	3.10	
8	3T+2T		6.16 x	0.70	2	1	1	1	1	0	1	-	-	6.86	
9	2A+3T+1Lo		8.91 x	0.28	1	0	1	0	0	0	1	-	-	9.19	
10	3S		4.84 x	0.84	2	1	2	1	1	1	1	-	-	5.68	
11	2A		3.63 x	0.40	1	1	1	1	1	0	0	-	-	4.03	
12	CCoSp4		3.50	0.40	1	1	1	0	0	1	1	-	-	3.90	
13	ChSq1		2.00	0.70	2	1	1	1	0	1	1	-	-	2.70	
66.45													72.95		
Program Components			Factor												
Skating Skills			2.00	7.25	6.75	7.75	6.75	6.50	6.75	6.75	-	-	-	-	6.85
Transitions / Linking Footwork / Movement			2.00	7.00	6.25	7.50	6.50	6.00	6.50	6.00	-	-	-	-	6.45
Performance / Execution			2.00	7.50	6.50	7.75	7.25	6.50	6.75	7.50	-	-	-	-	7.10
Choreography / Composition			2.00	7.50	6.50	7.50	7.50	6.50	6.75	7.00	-	-	-	-	7.05
Interpretation			2.00	7.25	6.75	7.75	7.50	6.50	6.75	6.75	-	-	-	-	7.00
Judges Total Program Component Score (factored)														68.90	
Deductions:														0.00	

Rank	Name	Country	Starting Number	Total Segment Score	Total Element Score	Program Component Score (factored)	Total Deductions								
10	PONSART Romain	FRA	9	140.92	71.62	69.30	0.00								
#	Executed Elements	Info	Base Value	GOE	J1	J2	J3	J4	J5	J6	J7	J8	J9	Scores of Panel	
1	3T		4.30	0.56	1	1	0	1	0	1	1	-	-	4.86	
2	3A+2T		9.80	1.40	2	1	1	1	1	2	2	-	-	11.20	
3	FCSp4		3.20	0.50	1	0	1	1	1	1	1	-	-	3.70	
4	StSq3		3.30	0.60	2	2	1	1	0	1	1	-	-	3.90	
5	3A		9.35 x	1.40	2	1	2	2	1	1	1	-	-	10.75	
6	3Lz		6.60 x	-1.68	-2	-3	-2	-2	-2	-3	-3	-	-	4.92	
7	3Lo		5.61 x	0.00	1	0	0	0	0	0	0	-	-	5.61	
8	3Lz+2T		8.03 x	0.56	1	1	0	1	1	0	1	-	-	8.59	
9	ChSq1		2.00	0.56	1	1	0	1	0	1	1	-	-	2.56	
10	3S		4.84 x	0.56	1	1	1	0	1	0	1	-	-	5.40	
11	2A		3.63 x	0.20	1	1	0	0	0	0	1	-	-	3.83	
12	CSSp3		2.60	0.10	1	0	0	0	0	1	0	-	-	2.70	
13	CCoSp3		3.00	0.60	2	2	1	1	0	1	1	-	-	3.60	
66.26													71.62		
Program Components			Factor												
Skating Skills			2.00	7.50	7.00	6.50	7.50	6.75	7.00	7.00	-	-	-	-	7.05
Transitions / Linking Footwork / Movement			2.00	7.25	6.50	6.25	7.00	6.50	6.25	6.25	-	-	-	-	6.50
Performance / Execution			2.00	8.00	7.25	6.50	7.50	6.50	7.25	6.75	-	-	-	-	7.05
Choreography / Composition			2.00	7.50	6.75	6.75	7.50	6.75	6.75	7.00	-	-	-	-	6.95
Interpretation			2.00	7.50	7.00	6.50	7.75	6.75	7.25	7.00	-	-	-	-	7.10
Judges Total Program Component Score (factored)														69.30	
Deductions:														0.00	





Judges Details per Skater

Rank	Name	Country	Starting Number	Total Segment Score	Total Element Score	Program Component Score (factored)	Total Deductions								
11	RAKIMGALIEV Abzal	KAZ	14	135.98	67.98	68.00	0.00								
#	Executed Elements	Info	Base Value	GOE	J1	J2	J3	J4	J5	J6	J7	J8	J9	Scores of Panel	
1	3F+2T		6.60	0.56	1	1	1	1	0	1	0	-	-	7.16	
2	3A		8.50	-0.40	0	-1	2	-1	0	-1	0	-	-	8.10	
3	3Lz		6.00	0.56	1	1	1	0	0	1	1	-	-	6.56	
4	FCSp3		2.80	0.50	2	1	1	1	1	1	1	-	-	3.30	
5	StSq3		3.30	0.30	2	1	1	0	0	1	0	-	-	3.60	
6	3A+2T		10.78 x	-1.40	-1	-2	-1	0	-2	-2	-1	-	-	9.38	
7	3T+1Lo+3S		10.12 x	0.84	2	2	1	1	1	1	1	-	-	10.96	
8	3T		4.73 x	0.70	1	1	1	1	1	1	1	-	-	5.43	
9	3Lo<	<	3.96 x	-0.84	-1	-2	-1	-1	-2	-1	-1	-	-	3.12	
10	1A		1.21 x	-0.32	-1	-1	-2	-2	-2	-2	-1	-	-	0.89	
11	ChSq1		2.00	0.28	1	0	0	0	0	1	1	-	-	2.28	
12	CCoSp4		3.50	0.30	1	0	0	0	1	1	1	-	-	3.80	
13	CSSp4		3.00	0.40	0	0	2	0	1	1	2	-	-	3.40	
			66.50										67.98		
Program Components			Factor												
Skating Skills			2.00	7.00	6.50	7.50	6.75	7.00	7.00	6.75	7.00	6.75	-	-	6.90
Transitions / Linking Footwork / Movement			2.00	6.75	6.00	7.00	6.50	6.50	6.75	6.25	-	-	-	-	6.55
Performance / Execution			2.00	7.25	6.50	7.50	6.50	6.75	7.00	6.50	-	-	-	-	6.80
Choreography / Composition			2.00	7.25	6.75	7.75	6.25	6.75	7.00	6.75	-	-	-	-	6.90
Interpretation			2.00	7.00	6.75	7.50	6.50	6.75	7.00	6.75	-	-	-	-	6.85
Judges Total Program Component Score (factored)															68.00
Deductions:															0.00

Rank	Name	Country	Starting Number	Total Segment Score	Total Element Score	Program Component Score (factored)	Total Deductions								
12	LAZUKIN Andrei	RUS	19	135.26	63.76	73.50	-2.00								
#	Executed Elements	Info	Base Value	GOE	J1	J2	J3	J4	J5	J6	J7	J8	J9	Scores of Panel	
1	4T+2T		11.60	-0.96	-1	-1	1	-1	-1	-1	0	-	-	10.64	
2	4T<<	<<	4.30	-2.10	-3	-3	-3	-3	-3	-3	-3	-	-	2.20	
3	2A+2T+2Lo		6.40	-0.10	0	-1	0	-1	0	0	0	-	-	6.30	
4	CSSp4		3.00	0.50	2	1	1	0	0	2	1	-	-	3.50	
5	3A		8.50	-3.00	-3	-3	-3	-3	-3	-3	-3	-	-	5.50	
6	StSq3		3.30	0.60	2	1	1	1	1	2	1	-	-	3.90	
7	3Lz+2A+SEQ	!	8.18 x	-0.98	-1	-1	-1	-2	-1	-2	-2	-	-	7.20	
8	3Lo		5.61 x	-1.40	-2	-2	-2	-2	-2	-2	-1	-	-	4.21	
9	FCSp2		2.30	0.50	1	1	0	1	1	1	1	-	-	2.80	
10	3F		5.83 x	0.14	1	0	0	0	0	0	1	-	-	5.97	
11	3S		4.84 x	0.00	0	0	0	0	0	0	0	-	-	4.84	
12	CCoSp4		3.50	0.50	2	1	1	1	0	1	1	-	-	4.00	
13	ChSq1		2.00	0.70	1	1	1	1	1	2	1	-	-	2.70	
			69.36										63.76		
Program Components			Factor												
Skating Skills			2.00	8.00	7.75	7.50	7.75	7.25	7.25	7.00	-	-	-	-	7.50
Transitions / Linking Footwork / Movement			2.00	7.50	7.50	7.25	7.25	7.00	7.00	6.25	-	-	-	-	7.20
Performance / Execution			2.00	7.50	7.50	7.50	7.50	6.75	7.25	6.50	-	-	-	-	7.30
Choreography / Composition			2.00	8.00	7.75	7.50	7.50	7.25	7.25	7.00	-	-	-	-	7.45
Interpretation			2.00	8.25	7.50	7.25	7.75	6.75	7.25	6.50	-	-	-	-	7.30
Judges Total Program Component Score (factored)															73.50
Deductions:			Falls: -2.00												-2.00





Judges Details per Skater

Rank	Name	Country	Starting Number	Total Segment Score	Total Element Score	Program Component Score (factored)	Total Deductions							
13	ZANDRON Maurizio	ITA	13	133.29	65.09	69.20	-1.00							
#	Executed Elements	Info	Base Value	GOE	J1	J2	J3	J4	J5	J6	J7	J8	J9	Scores of Panel
1	3A		8.50	0.00	0	0	0	-1	0	0	0	-	-	8.50
2	3Lz+3T		10.30	-1.40	-2	-2	-2	-2	-2	-2	-1	-	-	8.90
3	3Lz		6.00	0.70	1	1	1	1	1	0	1	-	-	6.70
4	FSSp4		3.00	0.50	2	1	1	1	1	1	1	-	-	3.50
5	StSq3		3.30	0.60	2	1	1	2	1	1	1	-	-	3.90
6	FCCoSp4		3.50	0.30	1	1	0	1	1	0	0	-	-	3.80
7	2A		3.63 x	0.30	1	1	0	0	1	0	1	-	-	3.93
8	3Lo		5.61 x	-2.10	-3	-3	-2	-3	-3	-3	-3	-	-	3.51
9	3S+1Lo<+2F	<	7.37 x	-0.70	0	-1	-1	-1	-1	-1	-2	-	-	6.67
10	ChSq1		2.00	0.28	1	1	1	0	0	0	0	-	-	2.28
11	3S+2T		6.27 x	0.00	1	0	0	0	0	0	0	-	-	6.27
12	2A		3.63 x	0.00	1	0	0	0	0	0	0	-	-	3.63
13	CCoSp3		3.00	0.50	1	1	1	1	1	1	1	-	-	3.50
66.11														65.09
Program Components				Factor										
Skating Skills				2.00	7.25	6.50	7.50	7.00	7.25	6.25	6.50	-	-	6.90
Transitions / Linking Footwork / Movement				2.00	7.00	6.50	7.25	6.75	7.00	5.75	6.00	-	-	6.65
Performance / Execution				2.00	7.00	6.75	7.50	7.50	7.00	6.00	6.00	-	-	6.85
Choreography / Composition				2.00	7.50	7.00	7.50	7.50	7.25	6.00	6.50	-	-	7.15
Interpretation				2.00	7.25	7.00	7.75	8.00	7.00	6.00	6.25	-	-	7.05
Judges Total Program Component Score (factored)														69.20
Deductions:				Falls: -1.00										-1.00

Rank	Name	Country	Starting Number	Total Segment Score	Total Element Score	Program Component Score (factored)	Total Deductions							
14	PAVLOV Ivan	UKR	15	133.17	67.67	65.50	0.00							
#	Executed Elements	Info	Base Value	GOE	J1	J2	J3	J4	J5	J6	J7	J8	J9	Scores of Panel
1	3A+2T		9.80	-1.60	-2	-2	-1	-1	-2	-2	-1	-	-	8.20
2	3Lz+3T		10.30	0.28	1	0	0	0	1	0	1	-	-	10.58
3	3Lo		5.10	0.42	1	1	0	0	0	1	1	-	-	5.52
4	FCCoSp4		3.50	0.50	1	1	1	1	1	2	1	-	-	4.00
5	StSq3		3.30	0.40	1	1	1	0	1	1	0	-	-	3.70
6	3A<<	<<	3.63 x	-1.50	-3	-3	-2	-3	-3	-3	-3	-	-	2.13
7	3Lz+1Lo+3S		11.99 x	0.14	1	1	0	0	0	0	0	-	-	12.13
8	CSSp4		3.00	0.10	1	0	1	0	0	0	0	-	-	3.10
9	2A		3.63 x	0.00	0	0	0	0	0	0	0	-	-	3.63
10	3F		5.83 x	0.42	1	1	0	0	1	0	1	-	-	6.25
11	2A		3.63 x	0.00	1	0	0	0	0	0	0	-	-	3.63
12	ChSq1		2.00	-0.70	-1	-1	-2	-2	-2	-1	-1	-	-	1.30
13	CCoSp4		3.50	0.00	1	0	0	0	0	0	0	-	-	3.50
69.21														67.67
Program Components				Factor										
Skating Skills				2.00	7.00	6.25	6.75	6.75	7.50	6.50	6.25	-	-	6.65
Transitions / Linking Footwork / Movement				2.00	6.75	6.00	6.50	6.25	7.00	6.00	5.75	-	-	6.30
Performance / Execution				2.00	6.75	6.00	6.75	6.50	7.25	6.50	5.75	-	-	6.50
Choreography / Composition				2.00	7.00	6.25	7.00	6.50	7.50	6.25	6.25	-	-	6.60
Interpretation				2.00	7.25	6.25	7.00	6.50	7.25	6.50	6.00	-	-	6.70
Judges Total Program Component Score (factored)														65.50
Deductions:														0.00



Judges Details per Skater

Rank	Name	Country	Starting Number	Total Segment Score	Total Element Score	Program Component Score (factored)	Total Deductions							
15	SHULEPOV Anton	RUS	18	124.51	57.51	69.00	-2.00							
#	Executed Elements	Info	Base Value	GOE	J1	J2	J3	J4	J5	J6	J7	J8	J9	Scores of Panel
1	3Lz		6.00	1.26	2	3	2	2	1	1	2	-	-	7.26
2	3A+2T		9.80	1.20	1	1	2	1	1	1	2	-	-	11.00
3	3Lo		5.10	0.42	1	1	1	1	0	0	0	-	-	5.52
4	StSq3		3.30	0.60	2	1	2	0	0	2	1	-	-	3.90
5	CSSp4		3.00	0.60	1	1	1	1	2	2	1	-	-	3.60
6	2A		3.63 x	-0.10	1	-1	0	-1	0	0	0	-	-	3.53
7	3Lz+3T<	<	9.90 x	-1.96	-3	-3	-2	-3	-3	-3	-2	-	-	7.94
8	3A<	<	6.49 x	-3.00	-3	-3	-3	-3	-3	-3	-3	-	-	3.49
9	3F<	<	4.07 x	-2.10	-3	-3	-3	-3	-3	-3	-3	-	-	1.97
10	ChSq1		2.00	0.14	1	0	0	0	0	1	0	-	-	2.14
11	2A+2T<	<	4.62 x	-0.50	-1	-2	-1	-1	-1	-1	-1	-	-	4.12
12	FCSp1		1.90	-0.12	0	-1	0	-1	0	-1	0	-	-	1.78
13	CoSp2V		1.50	-0.24	-1	-1	0	-2	0	-1	-1	-	-	1.26
61.31														57.51
Program Components				Factor										
Skating Skills				2.00	7.50	7.00	8.00	6.75	7.00	7.25	6.50	-	-	7.10
Transitions / Linking Footwork / Movement				2.00	7.25	6.50	7.50	6.50	7.00	6.75	6.00	-	-	6.80
Performance / Execution				2.00	7.00	6.50	7.75	6.50	6.75	6.75	5.75	-	-	6.70
Choreography / Composition				2.00	7.50	6.75	8.00	6.50	7.00	7.00	6.50	-	-	6.95
Interpretation				2.00	7.50	6.50	7.75	6.75	6.75	7.25	6.00	-	-	6.95
Judges Total Program Component Score (factored)														69.00
Deductions:				Falls: -2.00										-2.00

Rank	Name	Country	Starting Number	Total Segment Score	Total Element Score	Program Component Score (factored)	Total Deductions							
16	LEE June Hyoung	KOR	11	117.45	54.65	63.80	-1.00							
#	Executed Elements	Info	Base Value	GOE	J1	J2	J3	J4	J5	J6	J7	J8	J9	Scores of Panel
1	3A<	<	5.90	-3.00	-3	-3	-3	-3	-3	-3	-3	-	-	2.90
2	3Lo+2T		6.40	0.14	0	0	1	0	0	1	0	-	-	6.54
3	3F<	<	3.70	-1.68	-3	-3	-1	-2	-3	-2	-2	-	-	2.02
4	FCSp4		3.20	0.20	1	0	0	1	0	1	0	-	-	3.40
5	ChSq1		2.00	0.42	1	1	1	0	0	2	0	-	-	2.42
6	3F+1T		6.27 x	-0.84	-2	-1	-1	-1	-1	-2	-1	-	-	5.43
7	2A+2T+2Lo		7.04 x	0.00	1	0	0	0	0	0	0	-	-	7.04
8	3S<	<	3.41 x	-2.10	-3	-3	-2	-3	-3	-3	-3	-	-	1.31
9	3Lo		5.61 x	0.70	1	1	1	1	1	1	1	-	-	6.31
10	3Lz		6.60 x	0.28	0	0	0	0	1	1	1	-	-	6.88
11	CSSp3		2.60	0.30	1	1	1	0	0	1	0	-	-	2.90
12	StSq3		3.30	0.50	2	1	1	0	1	2	0	-	-	3.80
13	CCoSp4		3.50	0.20	1	1	0	0	0	1	0	-	-	3.70
59.53														54.65
Program Components				Factor										
Skating Skills				2.00	7.00	6.00	6.50	6.25	6.50	6.75	6.25	-	-	6.45
Transitions / Linking Footwork / Movement				2.00	6.75	6.25	6.00	6.25	6.25	6.75	5.50	-	-	6.30
Performance / Execution				2.00	6.50	6.25	6.25	6.25	6.50	7.00	5.50	-	-	6.35
Choreography / Composition				2.00	6.50	6.50	6.50	6.00	6.50	7.25	6.00	-	-	6.40
Interpretation				2.00	6.50	6.50	6.25	6.25	6.50	7.50	6.00	-	-	6.40
Judges Total Program Component Score (factored)														63.80
Deductions:				Falls: -1.00										-1.00





Judges Details per Skater

Rank	Name	Country	Starting Number	Total Segment Score	Total Element Score	Program Component Score (factored)	Total Deductions							
17	TESSON Adrien	FRA	8	117.27	54.17	64.10	-1.00							
#	Executed Elements	Info	Base Value	GOE	J1	J2	J3	J4	J5	J6	J7	J8	J9	Scores of Panel
1	4T<<	<<	4.30	-2.10	-3	-3	-3	-3	-3	-3	-3	-	-	2.20
2	3A<	<	5.90	-3.00	-3	-3	-2	-3	-3	-3	-3	-	-	2.90
3	CCSp4		3.20	0.50	1	1	0	1	1	1	1	-	-	3.70
4	3Lz		6.00	-1.96	-3	-3	-2	-3	-2	-3	-3	-	-	4.04
5	CCoSp4		3.50	0.50	1	1	1	1	1	1	2	-	-	4.00
6	StSq3		3.30	0.60	2	2	1	1	1	1	1	-	-	3.90
7	3A<+REP	<	4.54 x	-3.00	-3	-3	-3	-3	-3	-3	-3	-	-	1.54
8	3Lz+1Lo+3S		11.99 x	0.00	0	0	-1	0	0	0	0	-	-	11.99
9	3Lo		5.61 x	0.14	1	0	0	0	0	0	1	-	-	5.75
10	2F	!	2.09 x	-0.30	-1	-1	-1	-1	-1	-1	0	-	-	1.79
11	ChSq1		2.00	1.12	2	2	1	1	1	2	2	-	-	3.12
12	3T+2T		6.16 x	-0.42	-1	-1	0	0	-1	0	-1	-	-	5.74
13	FSSp4		3.00	0.50	1	1	1	1	0	1	1	-	-	3.50
			61.59										54.17	
Program Components			Factor											
Skating Skills			2.00		6.50	6.25	6.25	6.25	6.50	5.75	7.25	-	-	6.35
Transitions / Linking Footwork / Movement			2.00		6.25	6.25	5.75	6.25	6.00	5.50	6.75	-	-	6.10
Performance / Execution			2.00		6.25	6.50	6.00	6.50	6.50	6.00	6.75	-	-	6.35
Choreography / Composition			2.00		7.00	6.75	6.25	6.50	6.25	6.00	7.25	-	-	6.55
Interpretation			2.00		7.00	7.00	6.00	6.50	6.75	6.25	7.25	-	-	6.70
Judges Total Program Component Score (factored)													64.10	
Deductions:				Falls: -1.00									-1.00	

Rank	Name	Country	Starting Number	Total Segment Score	Total Element Score	Program Component Score (factored)	Total Deductions							
18	TSAO Chih-I	TPE	4	116.58	60.38	58.20	-2.00							
#	Executed Elements	Info	Base Value	GOE	J1	J2	J3	J4	J5	J6	J7	J8	J9	Scores of Panel
1	3A		8.50	-3.00	-3	-3	-3	-3	-3	-3	-2	-	-	5.50
2	3S+3T		8.70	0.84	2	1	1	1	1	1	2	-	-	9.54
3	CCSp4		3.20	0.60	2	2	1	1	1	1	1	-	-	3.80
4	ChSq1		2.00	0.70	1	1	1	1	0	1	1	-	-	2.70
5	3F+2T		6.60	-0.84	-2	-1	-1	-1	-2	-1	-1	-	-	5.76
6	3Lz		6.60 x	-2.10	-3	-3	-3	-3	-3	-3	-3	-	-	4.50
7	3Lo		5.61 x	0.42	1	0	1	1	0	0	1	-	-	6.03
8	CCoSp3		3.00	0.50	1	1	1	0	1	1	1	-	-	3.50
9	3F		5.83 x	-1.54	-3	-2	-2	-2	-2	-3	-2	-	-	4.29
10	3S		4.84 x	-0.14	0	0	0	-1	-1	0	0	-	-	4.70
11	StSq2		2.60	0.10	1	0	1	0	0	0	0	-	-	2.70
12	2A+2T		5.06 x	-0.90	-2	-2	-1	-2	-2	-2	-1	-	-	4.16
13	FSSp4		3.00	0.20	1	0	0	0	0	2	1	-	-	3.20
			65.54										60.38	
Program Components			Factor											
Skating Skills			2.00		6.00	5.50	6.00	6.25	6.25	6.75	6.50	-	-	6.20
Transitions / Linking Footwork / Movement			2.00		5.75	4.75	5.50	5.75	5.50	6.00	5.00	-	-	5.50
Performance / Execution			2.00		5.50	5.00	5.75	6.25	5.75	6.50	6.25	-	-	5.90
Choreography / Composition			2.00		6.00	5.00	5.75	6.00	6.00	6.50	5.25	-	-	5.80
Interpretation			2.00		5.75	5.25	5.50	6.25	5.75	6.50	5.25	-	-	5.70
Judges Total Program Component Score (factored)													58.20	
Deductions:				Falls: -2.00									-2.00	





Judges Details per Skater

Rank	Name	Country	Starting Number	Total Segment Score	Total Element Score	Program Component Score (factored)	Total Deductions							
19	KAWAHARA Sei	JPN	2	115.93	53.13	62.80	0.00							
#	Executed Elements	Info	Base Value	GOE	J1	J2	J3	J4	J5	J6	J7	J8	J9	Scores of Panel
1	1A		1.10	0.00	0	0	0	-1	0	0	0	-	-	1.10
2	3Lo+3T		9.40	0.70	1	1	1	1	1	1	2	-	-	10.10
3	3Lo		5.10	0.84	2	1	1	1	0	1	2	-	-	5.94
4	FCSp4		3.20	0.00	0	1	0	0	0	0	0	-	-	3.20
5	StSq3		3.30	0.50	1	1	1	1	1	1	2	-	-	3.80
6	CSSp3		2.60	0.40	1	1	0	1	0	1	1	-	-	3.00
7	3Lz<	<	4.62	x -0.70	-1	-2	-1	-1	-1	-1	0	-	-	3.92
8	3F<	!	4.07	x -1.96	-3	-3	-2	-2	-3	-3	-3	-	-	2.11
9	3S		4.84	x 0.00	0	0	0	0	0	0	1	-	-	4.84
10	3Lz<+2T	<	6.05	x -0.84	-1	-2	-1	-1	-2	-1	-1	-	-	5.21
11	2A		3.63	x 0.20	1	0	1	0	0	0	1	-	-	3.83
12	CCoSp4		3.50	0.30	0	0	1	1	0	1	1	-	-	3.80
13	ChSq1		2.00	0.28	0	0	1	0	-1	1	1	-	-	2.28
			53.41										53.13	
Program Components			Factor											
Skating Skills			2.00		6.75	6.00	6.00	6.25	6.00	7.00	7.25	-	-	6.40
Transitions / Linking Footwork / Movement			2.00		6.25	5.75	5.75	6.00	5.75	6.25	6.50	-	-	6.00
Performance / Execution			2.00		6.25	6.00	6.00	6.25	6.25	6.50	7.00	-	-	6.25
Choreography / Composition			2.00		6.50	6.00	6.25	6.25	6.00	6.75	7.25	-	-	6.35
Interpretation			2.00		6.50	6.25	6.00	6.50	5.75	6.75	7.25	-	-	6.40
Judges Total Program Component Score (factored)														62.80
Deductions:														0.00

Rank	Name	Country	Starting Number	Total Segment Score	Total Element Score	Program Component Score (factored)	Total Deductions							
20	KENNES Thomas	NED	3	115.53	58.83	56.70	0.00							
#	Executed Elements	Info	Base Value	GOE	J1	J2	J3	J4	J5	J6	J7	J8	J9	Scores of Panel
1	3Lz+2T		7.30	0.70	1	1	1	0	1	1	1	-	-	8.00
2	3T+1Lo+3S		9.20	-0.70	1	-1	-1	-1	-1	-1	-1	-	-	8.50
3	3Lo+2T		6.40	0.70	1	1	1	0	1	1	1	-	-	7.10
4	FCCoSp3		3.00	0.00	0	0	0	-1	0	0	0	-	-	3.00
5	3Lz		6.00	-0.42	0	-1	0	-1	-1	0	-1	-	-	5.58
6	3Lo		5.10	-2.10	-3	-3	-2	-3	-3	-3	-3	-	-	3.00
7	ChSq1		2.00	0.14	1	0	0	0	0	1	0	-	-	2.14
8	3Fe	e	4.07	x -1.12	-1	0	-2	-2	-2	-2	-1	-	-	2.95
9	FCSSp4		3.00	0.20	0	0	1	0	1	1	0	-	-	3.20
10	2A		3.63	x 0.50	2	1	1	1	1	1	1	-	-	4.13
11	2A		3.63	x 0.20	1	1	0	0	0	0	1	-	-	3.83
12	StSq3		3.30	0.20	1	0	0	0	1	1	0	-	-	3.50
13	CCoSp4		3.50	0.40	1	1	0	0	1	1	1	-	-	3.90
			60.13										58.83	
Program Components			Factor											
Skating Skills			2.00		6.25	5.50	5.50	5.75	6.50	6.25	5.50	-	-	5.85
Transitions / Linking Footwork / Movement			2.00		5.50	4.50	5.25	5.50	6.00	5.50	4.75	-	-	5.30
Performance / Execution			2.00		6.25	5.00	5.50	5.50	6.25	6.00	5.75	-	-	5.80
Choreography / Composition			2.00		5.75	4.75	5.75	5.75	6.50	6.00	5.25	-	-	5.70
Interpretation			2.00		6.00	5.00	5.50	5.25	6.50	6.25	5.50	-	-	5.70
Judges Total Program Component Score (factored)														56.70
Deductions:														0.00





Judges Details per Skater

Rank	Name	Country	Starting Number	Total Segment Score	Total Element Score	Program Component Score (factored)	Total Deductions							
21	DEMIRBOGA Burak	TUR	6	112.71	61.51	51.20	0.00							
#	Executed Elements	Info	Base Value	GOE	J1	J2	J3	J4	J5	J6	J7	J8	J9	Scores of Panel
1	3A		8.50	0.00	-1	0	1	0	0	0	0	-	-	8.50
2	3Lz+3T	!	10.30	-0.42	-1	-1	-1	-1	0	0	0	-	-	9.88
3	3Lo		5.10	0.28	1	0	1	0	0	0	1	-	-	5.38
4	3F+2T		6.60	-0.56	-1	-1	0	-2	-1	0	-1	-	-	6.04
5	CCoSp4		3.50	0.10	0	0	1	0	0	1	0	-	-	3.60
6	CSSp4		3.00	0.30	1	0	0	0	1	1	1	-	-	3.30
7	ChSq1		2.00	-0.10	0	-1	0	-1	0	0	0	-	-	1.90
8	3Lz+2T+1Lo	!	8.58 x	-0.70	-1	-1	-1	-2	-1	-1	-1	-	-	7.88
9	3S		4.84 x	-0.14	0	-1	0	0	0	0	-1	-	-	4.70
10	3T<	<	3.30 x	-0.70	-1	-2	-1	-1	-1	-1	-1	-	-	2.60
11	StSq2		2.60	-0.20	-1	-1	0	-1	0	0	0	-	-	2.40
12	2A		3.63 x	0.00	0	0	0	-1	0	0	0	-	-	3.63
13	FSSpB		1.70	0.00	0	0	0	0	0	1	0	-	-	1.70
			63.65										61.51	
Program Components			Factor											
Skating Skills			2.00		4.50	4.50	5.75	5.75	6.25	6.00	4.75	-	-	5.35
Transitions / Linking Footwork / Movement			2.00		3.75	3.75	5.25	5.50	6.00	5.25	4.75	-	-	4.90
Performance / Execution			2.00		4.25	4.00	5.75	5.00	6.25	5.50	5.50	-	-	5.20
Choreography / Composition			2.00		4.00	4.00	5.50	5.50	6.25	5.75	5.00	-	-	5.15
Interpretation			2.00		4.25	4.00	5.50	5.00	6.25	5.75	4.50	-	-	5.00
Judges Total Program Component Score (factored)													51.20	
Deductions:													0.00	

Rank	Name	Country	Starting Number	Total Segment Score	Total Element Score	Program Component Score (factored)	Total Deductions							
22	SPIEGL Ondrej	SWE	5	105.46	47.26	59.20	-1.00							
#	Executed Elements	Info	Base Value	GOE	J1	J2	J3	J4	J5	J6	J7	J8	J9	Scores of Panel
1	3A<	<	5.90	-3.00	-3	-3	-3	-3	-3	-3	-3	-	-	2.90
2	3Lz		6.00	0.56	1	1	1	1	0	0	1	-	-	6.56
3	2F+2T	!	3.20	-0.48	-2	-2	-1	-2	-2	-1	-1	-	-	2.72
4	3F<	!	3.70	-2.10	-3	-3	-3	-3	-3	-3	-3	-	-	1.60
5	CCoSp4		3.50	0.50	1	1	1	0	1	1	1	-	-	4.00
6	ChSq1		2.00	0.70	1	1	1	0	1	1	1	-	-	2.70
7	2S+1Lo+2S		3.10	0.04	1	0	0	0	0	0	1	-	-	3.14
8	3T+2T		6.16 x	-0.14	0	0	0	-1	0	0	-1	-	-	6.02
9	FCSp3		2.80	0.60	2	1	0	1	1	1	2	-	-	3.40
10	3S		4.84 x	0.14	1	0	1	0	0	0	0	-	-	4.98
11	2A+2T*+REP	*	2.54 x	0.00	0	0	0	0	0	0	0	-	-	2.54
12	StSq3		3.30	0.70	2	2	1	2	1	1	1	-	-	4.00
13	CSSp3		2.60	0.10	-1	0	0	1	0	1	0	-	-	2.70
			49.64										47.26	
Program Components			Factor											
Skating Skills			2.00		6.25	5.75	5.50	6.25	6.25	5.50	5.50	-	-	5.85
Transitions / Linking Footwork / Movement			2.00		6.00	5.75	5.25	5.50	6.00	5.25	5.75	-	-	5.65
Performance / Execution			2.00		6.25	6.00	5.75	6.25	6.50	5.25	5.25	-	-	5.90
Choreography / Composition			2.00		6.50	6.25	5.50	6.00	6.50	5.25	6.00	-	-	6.05
Interpretation			2.00		6.75	6.50	5.75	6.25	6.50	5.50	5.75	-	-	6.15
Judges Total Program Component Score (factored)													59.20	
Deductions:				Falls: -1.00									-1.00	





Judges Details per Skater

Rank	Name	Country	Starting Number	Total Segment Score	Total Element Score	Program Component Score (factored)	Total Deductions							
23	HOCQUAUX Simon	FRA	12	101.93	44.63	61.30	-4.00							
#	Executed Elements	Info	Base Value	GOE	J1	J2	J3	J4	J5	J6	J7	J8	J9	Scores of Panel
1	3Lz	!	6.00	-0.56	-1	-1	-1	-2	0	-1	0	-	-	5.44
2	4S<<	<<	4.40	-2.10	-3	-3	-3	-3	-3	-3	-3	-	-	2.30
3	FCSp3		2.80	0.20	0	1	1	1	0	0	0	-	-	3.00
4	2F		1.90	0.00	0	0	0	0	0	0	0	-	-	1.90
5	2A		3.30	0.20	1	0	1	0	0	0	1	-	-	3.50
6	CSSp4		3.00	0.50	1	1	1	1	0	1	1	-	-	3.50
7	StSq4		3.90	0.98	2	1	1	1	0	2	2	-	-	4.88
8	3F		5.83 x	-2.10	-3	-3	-3	-3	-3	-3	-3	-	-	3.73
9	3Lo		5.61 x	-0.14	-1	0	0	0	-1	0	0	-	-	5.47
10	3T<<	<<	1.43 x	-0.60	-3	-3	-3	-3	-3	-3	-3	-	-	0.83
11	ChSq1		2.00	0.28	1	0	0	1	0	1	0	-	-	2.28
12	3S		4.84 x	-0.84	-2	-2	0	-1	-2	0	-1	-	-	4.00
13	CCoSp4		3.50	0.30	1	0	0	1	0	1	1	-	-	3.80
48.51													44.63	
Program Components			Factor											
Skating Skills			2.00	6.25	5.50	6.25	6.25	6.50	6.00	6.50	6.50	-	-	6.25
Transitions / Linking Footwork / Movement			2.00	6.00	5.75	6.00	6.00	6.00	6.00	5.75	5.75	-	-	5.90
Performance / Execution			2.00	5.75	5.25	6.00	6.25	6.00	6.00	5.50	-	-	-	5.85
Choreography / Composition			2.00	6.50	6.25	6.25	6.50	6.25	6.25	6.50	-	-	-	6.35
Interpretation			2.00	6.25	6.00	6.25	6.50	6.50	6.50	5.75	-	-	-	6.30
Judges Total Program Component Score (factored)														61.30
Deductions:			Falls:	-4.00										-4.00

Rank	Name	Country	Starting Number	Total Segment Score	Total Element Score	Program Component Score (factored)	Total Deductions							
24	NEUMAN Michael	SVK	1	97.37	46.17	51.20	0.00							
#	Executed Elements	Info	Base Value	GOE	J1	J2	J3	J4	J5	J6	J7	J8	J9	Scores of Panel
1	3Lz+2T	!	7.30	-0.70	-1	-1	0	-1	-1	-1	-1	-	-	6.60
2	2A+3T		7.60	-1.82	-3	-2	-3	-2	-2	-3	-3	-	-	5.78
3	3Lo		5.10	-0.70	-1	-1	-1	-1	-1	-1	-1	-	-	4.40
4	FCCoSp2V		2.00	-0.24	-1	-1	0	-1	0	-1	-1	-	-	1.76
5	2Lz		2.10	0.00	0	0	0	0	0	0	0	-	-	2.10
6	3F		5.83 x	-0.42	0	-1	0	-1	0	-1	-1	-	-	5.41
7	StSq2		2.60	0.00	1	0	0	-1	0	0	0	-	-	2.60
8	3S		4.84 x	-1.40	-2	-2	-3	-2	-2	-1	-2	-	-	3.44
9	3T		4.73 x	-1.82	-3	-3	-3	-2	-2	-3	-2	-	-	2.91
10	2A		3.63 x	0.00	0	-1	0	0	0	0	0	-	-	3.63
11	CSSp3		2.60	0.00	0	-1	0	0	0	0	0	-	-	2.60
12	ChSq1		2.00	0.00	0	0	0	0	0	0	1	-	-	2.00
13	CCoSp3		3.00	-0.06	0	0	-1	0	0	0	-1	-	-	2.94
53.33													46.17	
Program Components			Factor											
Skating Skills			2.00	5.75	5.00	4.25	5.00	5.75	5.50	4.75	-	-	-	5.20
Transitions / Linking Footwork / Movement			2.00	5.25	4.75	4.00	5.25	5.50	5.00	5.25	-	-	-	5.10
Performance / Execution			2.00	5.25	4.75	4.25	5.25	5.75	5.00	4.75	-	-	-	5.00
Choreography / Composition			2.00	5.75	5.00	4.50	5.50	6.00	5.25	4.50	-	-	-	5.20
Interpretation			2.00	5.50	5.00	4.25	5.00	5.75	5.00	5.00	-	-	-	5.10
Judges Total Program Component Score (factored)														51.20
Deductions:														0.00

LEGEND





Judges Details per Skater

GOE	Grade of Execution	x	Credit for highlight distribution, base value multiplied by 1.1	e	Wrong edge
*	Invalid element				
<	Under-rotated jump				





ISU Technical Panel and Panel of Judges

Technical Panel

Function

Name

Technical Controller	PRINS Jeroen	ISU
Technical Specialist	ROSSOUKHI-SCHNEIDER Evelyn	ISU
Assistant Technical Specialist	BICH Igor	ISU

Panel of Judges

Function

Name

Referee	OKABE Yukiko	ISU
Judge No.1	SHARKINA Tatiana	RUS
Judge No.2	ORLANDINI Massimo	ITA
Judge No.3	LIU Xixia	CHN
Judge No.4	DEGOUTTE Isabelle	FRA
Judge No.5	BOHUNICKA Lenka	SVK
Judge No.6	KOH Sung-Hee	KOR
Judge No.7	PARETSKAIA Nadezhda	KAZ

Data / Replay Operators

Function

Name

Data Operator	TUNCAY Cenap Mengü	ISU
Replay Operator	HAYAKAWA Risa	ISU



Segment Results

Rank	Name	Country	Total Segment Score
1	TEN Denis	KAZ	94.91 Q
2	TANAKA Keiji	JPN	89.05 Q
3	DMITRIEV Artur	RUS	87.18 Q
4	LAZUKIN Andrei	RUS	84.74 Q
5	RIGHINI Ivan	ITA	82.28 Q
6	MAJOROV Alexander	SWE	81.01 Q
7	SHULEPOV Anton	RUS	76.13 Q
8	BREZINA Michal	CZE	75.57 Q
9	HINO Ryuju	JPN	75.23 Q
10	ZANDRON Maurizio	ITA	69.71 Q
11	RAKIMGALIEV Abzal	KAZ	68.25 Q
12	PAVLOV Ivan	UKR	67.27 Q
13	GUAN Yuhang	CHN	67.16 Q
14	KIM Jin Seo	KOR	66.81 Q
15	PONSART Romain	FRA	66.25 Q
16	LEE June Hyoung	KOR	65.08 Q
17	TESSON Adrien	FRA	63.68 Q
18	HOCQUAUX Simon	FRA	59.15 Q
19	KENNES Thomas	NED	59.04 Q
20	NEUMAN Michael	SVK	58.24 Q
21	TSAO Chih-I	TPE	58.13 Q
22	SPIEGL Ondrej	SWE	58.02 Q
23	KAWAHARA Sei	JPN	57.93 Q
24	DEMIRBOGA Burak	TUR	56.33 Q
25	PAPP Béla	FIN	56.08
26	PARRY-EVANS Charlie	GBR	55.49
27	LIU Runqi	CHN	54.63
28	PANIKHIN Artur	KAZ	54.11
29	KOPPEL Samuel	EST	53.52
30	LEE Dong Won	KOR	50.76
31	BJORK Marcus	SWE	47.69
32	TSIBA Michel	NED	43.35
33	LEE Harry Hau Yin	HKG	41.95
34	PIKHOVYCH Vladyslav	UKR	40.02
35	IONIAN Mario-Rafael	AUT	36.99
36	KLEPOCH Marco	SVK	36.53

岡部 由起子

OKABE Yukiko, ISU
Referee

Prins Jeroen

PRINS Jeroen, ISU
Technical Controller



Segment Results

LEGEND

Q Qualified for Free Skating





Judges Details per Skater

Rank	Name	Country	Starting Number	Total Segment Score	Total Element Score	Program Component Score (factored)	Total Deductions							
1	TEN Denis	KAZ	19	94.91	50.01	44.90	0.00							
#	Executed Elements	Info	Base Value	GOE	J1	J2	J3	J4	J5	J6	J7	J8	J9	Scores of Panel
1	4T		10.30	1.00	1	2	3	-1	2	0	0	-	-	11.30
2	3Lz+3T		10.30	1.40	2	2	2	2	2	1	2	-	-	11.70
3	CCSp4		3.20	0.50	1	1	-1	1	1	1	2	-	-	3.70
4	3A		9.35 x	0.20	0	0	2	-1	0	1	0	-	-	9.55
5	StSq4		3.90	1.96	3	3	2	-1	3	3	3	-	-	5.86
6	FSSp4		3.00	0.70	1	1	2	1	1	2	2	-	-	3.70
7	CCoSp4		3.50	0.70	1	2	2	1	1	2	1	-	-	4.20
43.55													50.01	
Program Components				Factor										
Skating Skills				1.00	8.75	9.00	9.00	8.25	9.00	9.25	9.50	-	-	9.00
Transitions / Linking Footwork / Movement				1.00	8.50	8.50	8.75	7.50	8.75	8.75	8.75	-	-	8.65
Performance / Execution				1.00	8.75	9.25	9.00	8.50	9.25	9.25	9.75	-	-	9.10
Choreography / Composition				1.00	8.75	9.00	9.00	8.50	9.00	9.25	9.75	-	-	9.00
Interpretation				1.00	8.50	9.25	9.25	8.75	9.25	9.25	9.75	-	-	9.15
Judges Total Program Component Score (factored)														44.90
Deductions:														0.00

Rank	Name	Country	Starting Number	Total Segment Score	Total Element Score	Program Component Score (factored)	Total Deductions							
2	TANAKA Keiji	JPN	27	89.05	48.80	40.25	0.00							
#	Executed Elements	Info	Base Value	GOE	J1	J2	J3	J4	J5	J6	J7	J8	J9	Scores of Panel
1	4S		10.50	0.40	0	0	1	1	0	1	0	-	-	10.90
2	3A		8.50	2.00	1	2	2	2	2	2	2	-	-	10.50
3	CSSp4		3.00	0.80	1	2	2	0	2	2	1	-	-	3.80
4	FCSp4		3.20	0.50	1	1	1	1	0	1	1	-	-	3.70
5	3F+3T		10.56 x	0.84	1	1	2	1	0	1	2	-	-	11.40
6	StSq3		3.30	0.90	2	2	1	2	1	2	2	-	-	4.20
7	CCoSp4		3.50	0.80	2	2	1	1	1	2	2	-	-	4.30
42.56													48.80	
Program Components				Factor										
Skating Skills				1.00	8.25	8.25	8.25	7.75	7.50	8.00	8.50	-	-	8.10
Transitions / Linking Footwork / Movement				1.00	8.00	8.25	8.00	7.25	7.50	7.75	8.75	-	-	7.90
Performance / Execution				1.00	8.00	8.50	8.50	7.50	7.75	8.00	8.50	-	-	8.15
Choreography / Composition				1.00	8.00	8.50	8.00	7.50	7.50	8.00	8.75	-	-	8.00
Interpretation				1.00	7.75	8.50	8.25	7.75	7.50	8.25	9.00	-	-	8.10
Judges Total Program Component Score (factored)														40.25
Deductions:														0.00





Judges Details per Skater

Rank	Name	Country	Starting Number	Total Segment Score	Total Element Score	Program Component Score (factored)	Total Deductions							
3	DMITRIEV Artur	RUS	20	87.18	49.03	38.15	0.00							
#	Executed Elements	Info	Base Value	GOE	J1	J2	J3	J4	J5	J6	J7	J8	J9	Scores of Panel
1	4T+3T		14.60	-0.24	0	-1	2	0	-1	0	0	-	-	14.36
2	FCSp4		3.20	0.80	1	1	2	2	0	2	2	-	-	4.00
3	CSSp4		3.00	0.50	1	1	1	1	0	1	1	-	-	3.50
4	StSq4		3.90	0.70	2	1	1	1	0	1	1	-	-	4.60
5	3Lz		6.60	1.12	2	2	1	2	0	1	2	-	-	7.72
6	3A		9.35	1.20	2	1	2	1	0	1	1	-	-	10.55
7	CCoSp4		3.50	0.80	1	2	2	1	1	2	2	-	-	4.30
44.15													49.03	
Program Components				Factor										
Skating Skills				1.00	8.00	7.50	8.50	8.00	6.50	7.25	7.50	-	-	7.65
Transitions / Linking Footwork / Movement				1.00	7.50	6.50	8.00	7.75	6.25	6.75	7.75	-	-	7.25
Performance / Execution				1.00	8.25	7.00	8.25	8.00	6.50	7.25	8.50	-	-	7.75
Choreography / Composition				1.00	7.75	7.50	8.50	7.75	6.25	7.25	8.50	-	-	7.75
Interpretation				1.00	8.00	7.25	8.25	8.00	6.25	7.25	8.75	-	-	7.75
Judges Total Program Component Score (factored)														38.15
Deductions:														0.00

Rank	Name	Country	Starting Number	Total Segment Score	Total Element Score	Program Component Score (factored)	Total Deductions							
4	LAZUKIN Andrei	RUS	2	84.74	45.74	39.00	0.00							
#	Executed Elements	Info	Base Value	GOE	J1	J2	J3	J4	J5	J6	J7	J8	J9	Scores of Panel
1	4T		10.30	0.40	1	0	2	1	0	0	-1	-	-	10.70
2	3A		8.50	-0.20	0	0	1	-1	0	0	-1	-	-	8.30
3	FCSp3		2.80	0.90	2	2	2	1	2	1	2	-	-	3.70
4	CSSp4		3.00	0.50	1	1	1	1	0	1	1	-	-	3.50
5	3F+3T		10.56	0.98	0	2	2	2	1	1	1	-	-	11.54
6	CCoSp4		3.50	0.60	1	2	1	2	1	1	1	-	-	4.10
7	StSq3		3.30	0.60	1	2	1	1	1	1	2	-	-	3.90
41.96													45.74	
Program Components				Factor										
Skating Skills				1.00	8.25	8.25	7.75	8.25	7.75	7.25	8.00	-	-	8.00
Transitions / Linking Footwork / Movement				1.00	7.75	8.00	7.50	8.00	7.25	7.00	7.00	-	-	7.50
Performance / Execution				1.00	8.00	7.75	7.75	8.00	7.50	7.25	7.75	-	-	7.75
Choreography / Composition				1.00	8.25	8.00	7.50	8.00	7.75	7.25	8.25	-	-	7.90
Interpretation				1.00	8.00	8.00	7.75	8.25	7.50	7.25	8.00	-	-	7.85
Judges Total Program Component Score (factored)														39.00
Deductions:														0.00



Judges Details per Skater

Rank	Name	Country	Starting Number	Total Segment Score	Total Element Score	Program Component Score (factored)	Total Deductions							
5	RIGHINI Ivan	ITA	15	82.28	43.93	38.35	0.00							
#	Executed Elements	Info	Base Value	GOE	J1	J2	J3	J4	J5	J6	J7	J8	J9	Scores of Panel
1	4T		10.30	0.60	0	1	1	0	1	1	0	-	-	10.90
2	2A		3.30	0.50	1	2	1	1	1	0	1	-	-	3.80
3	FCSp4		3.20	0.50	1	1	1	1	0	1	1	-	-	3.70
4	3Lz+3T		11.33 x	1.40	2	3	2	2	2	1	2	-	-	12.73
5	StSq4		3.90	1.40	2	2	2	2	2	2	2	-	-	5.30
6	CSSp4		3.00	0.50	1	1	1	-1	1	1	1	-	-	3.50
7	CCoSp4		3.50	0.50	1	1	1	1	1	1	1	-	-	4.00
38.53													43.93	
Program Components		Factor												
Skating Skills		1.00	7.50	7.50	7.50	7.25	8.25	7.75	7.50	-	-	-	-	7.55
Transitions / Linking Footwork / Movement		1.00	7.50	7.25	7.00	7.00	8.00	7.50	7.25	-	-	-	-	7.30
Performance / Execution		1.00	7.75	8.00	7.50	7.50	8.50	8.00	7.75	-	-	-	-	7.80
Choreography / Composition		1.00	7.75	7.75	7.25	7.25	8.25	7.75	8.25	-	-	-	-	7.75
Interpretation		1.00	8.00	8.00	7.50	7.50	8.50	7.75	8.50	-	-	-	-	7.95
Judges Total Program Component Score (factored)													38.35	
Deductions:													0.00	

Rank	Name	Country	Starting Number	Total Segment Score	Total Element Score	Program Component Score (factored)	Total Deductions							
6	MAJOROV Alexander	SWE	35	81.01	41.91	39.10	0.00							
#	Executed Elements	Info	Base Value	GOE	J1	J2	J3	J4	J5	J6	J7	J8	J9	Scores of Panel
1	4T		10.30	1.80	1	0	2	2	2	2	2	-	-	12.10
2	3A		8.50	2.00	1	2	2	2	2	2	2	-	-	10.50
3	FCSp4		3.20	0.60	1	2	1	1	1	1	2	-	-	3.80
4	3T+COMBO		4.73 x	-2.10	-3	-3	-3	-3	-3	-3	-3	-	-	2.63
5	CSSp4		3.00	0.50	1	1	1	1	0	2	1	-	-	3.50
6	StSq4		3.90	0.98	3	1	1	2	1	2	1	-	-	4.88
7	CCoSp4		3.50	1.00	1	2	2	2	2	2	2	-	-	4.50
37.13													41.91	
Program Components		Factor												
Skating Skills		1.00	7.75	7.75	7.75	8.25	8.25	7.50	7.50	-	-	-	-	7.80
Transitions / Linking Footwork / Movement		1.00	7.50	7.25	7.75	8.00	8.25	7.00	7.00	-	-	-	-	7.50
Performance / Execution		1.00	8.00	7.50	8.00	8.50	8.50	7.75	7.25	-	-	-	-	7.95
Choreography / Composition		1.00	7.75	8.00	8.25	8.50	8.00	7.50	7.25	-	-	-	-	7.90
Interpretation		1.00	8.00	7.75	8.25	8.75	8.25	7.50	7.50	-	-	-	-	7.95
Judges Total Program Component Score (factored)													39.10	
Deductions:													0.00	



Judges Details per Skater

Rank	Name	Country	Starting Number	Total Segment Score	Total Element Score	Program Component Score (factored)	Total Deductions							
7	SHULEPOV Anton	RUS	25	76.13	41.48	35.65	-1.00							
#	Executed Elements	Info	Base Value	GOE	J1	J2	J3	J4	J5	J6	J7	J8	J9	Scores of Panel
1	3F		5.30	1.40	2	2	2	2	1	2	2	-	-	6.70
2	CCoSp4		3.50	0.70	1	2	2	1	1	1	2	-	-	4.20
3	3A		9.35	x 1.60	2	2	2	1	0	1	2	-	-	10.95
4	3Lz+3T		11.33	x 0.28	0	0	1	1	0	0	1	-	-	11.61
5	FCSp4		3.20	0.40	1	1	0	1	0	1	2	-	-	3.60
6	StSq3		3.30	-1.68	-3	-2	-3	-1	-3	-3	-1	-	-	1.62
7	CSSp3		2.60	0.20	0	-1	1	0	0	1	1	-	-	2.80
			38.58										41.48	
Program Components			Factor											
Skating Skills			1.00		7.50	7.50	7.50	6.75	6.75	6.75	7.75	-	-	7.20
Transitions / Linking Footwork / Movement			1.00		7.25	7.00	7.25	6.25	6.50	6.50	8.25	-	-	6.90
Performance / Execution			1.00		7.25	7.25	7.75	6.50	6.75	6.75	8.00	-	-	7.15
Choreography / Composition			1.00		7.50	7.50	7.50	6.50	6.75	6.75	8.50	-	-	7.20
Interpretation			1.00		7.50	7.50	7.75	6.50	6.50	6.75	8.50	-	-	7.20
Judges Total Program Component Score (factored)													35.65	
Deductions:				Falls:	-1.00								-1.00	

Rank	Name	Country	Starting Number	Total Segment Score	Total Element Score	Program Component Score (factored)	Total Deductions							
8	BREZINA Michal	CZE	30	75.57	35.72	39.85	0.00							
#	Executed Elements	Info	Base Value	GOE	J1	J2	J3	J4	J5	J6	J7	J8	J9	Scores of Panel
1	2S*	*	0.00	0.00	-	-	-	-	-	-	-	-	-	0.00
2	3A		8.50	2.00	1	2	2	2	2	2	2	-	-	10.50
3	CCSp4		3.20	0.70	1	2	1	2	1	1	2	-	-	3.90
4	3F+2T		7.26	x 0.70	1	1	1	1	0	1	1	-	-	7.96
5	StSq4		3.90	1.26	2	2	1	2	2	3	1	-	-	5.16
6	FSSp4		3.00	0.90	2	1	2	2	1	2	2	-	-	3.90
7	CCoSp4		3.50	0.80	2	2	1	2	1	2	1	-	-	4.30
			29.36										35.72	
Program Components			Factor											
Skating Skills			1.00		7.50	8.25	7.50	7.75	8.25	8.25	8.50	-	-	8.00
Transitions / Linking Footwork / Movement			1.00		7.25	8.00	7.25	7.50	8.00	8.00	8.00	-	-	7.75
Performance / Execution			1.00		7.50	8.25	7.75	8.00	8.00	8.25	7.75	-	-	7.95
Choreography / Composition			1.00		7.75	8.50	7.75	7.75	8.25	8.25	8.50	-	-	8.10
Interpretation			1.00		7.25	8.50	7.50	7.75	8.00	8.50	8.50	-	-	8.05
Judges Total Program Component Score (factored)													39.85	
Deductions:													0.00	



Almaty 2017
28TH WINTER UNIVERSIADE

Almaty Arena: Figure Skating

FRI 03 FEB 2017

Figure Skating

Men

Short Program



Judges Details per Skater

Rank	Name	Country	Starting Number	Total Segment Score	Total Element Score	Program Component Score (factored)	Total Deductions								
9	HINO Ryuju	JPN	6	75.23	40.53	34.70	0.00								
#	Executed Elements	Info	Base Value	GOE	J1	J2	J3	J4	J5	J6	J7	J8	J9	Scores of Panel	
1	3Lz+3T		10.30	0.98	1	2	2	2	1	1	1	-	-	11.28	
2	3A		8.50	1.60	1	2	-2	2	1	2	2	-	-	10.10	
3	FCSp3		2.80	0.40	1	1	1	1	0	0	1	-	-	3.20	
4	3Lo		5.61	x 0.14	1	0	0	0	0	1	-1	-	-	5.75	
5	CSSp4		3.00	0.50	1	1	1	1	1	1	1	-	-	3.50	
6	StSq3		3.30	0.50	1	1	1	2	0	1	1	-	-	3.80	
7	CCoSp3V		2.50	0.40	0	1	1	1	0	1	1	-	-	2.90	
			36.01										40.53		
Program Components			Factor												
Skating Skills			1.00	7.25	7.50	6.25	8.50	6.50	7.00	7.50	-	-	-	-	7.15
Transitions / Linking Footwork / Movement			1.00	6.75	6.75	6.00	8.25	6.00	6.75	7.00	-	-	-	-	6.65
Performance / Execution			1.00	6.75	6.50	6.50	8.50	6.25	7.25	7.75	-	-	-	-	6.95
Choreography / Composition			1.00	7.25	6.75	6.25	8.25	6.25	7.25	7.25	-	-	-	-	6.95
Interpretation			1.00	7.25	6.75	6.25	8.50	6.00	7.00	7.75	-	-	-	-	7.00
Judges Total Program Component Score (factored)															34.70
Deductions:															0.00

Rank	Name	Country	Starting Number	Total Segment Score	Total Element Score	Program Component Score (factored)	Total Deductions								
10	ZANDRON Maurizio	ITA	11	69.71	37.61	32.10	0.00								
#	Executed Elements	Info	Base Value	GOE	J1	J2	J3	J4	J5	J6	J7	J8	J9	Scores of Panel	
1	3A		8.50	-3.00	-3	-3	-2	-3	-3	-3	-3	-	-	5.50	
2	3Lz+3T		10.30	0.00	0	0	0	0	-1	0	0	-	-	10.30	
3	CCSp4		3.20	0.40	1	1	1	1	0	0	2	-	-	3.60	
4	3Lo		5.61	x 0.28	1	1	1	0	0	0	0	-	-	5.89	
5	CCoSp4		3.50	0.50	1	1	1	1	0	1	1	-	-	4.00	
6	StSq4		3.90	1.12	2	2	2	1	0	1	2	-	-	5.02	
7	FSSp4		3.00	0.30	1	1	0	0	0	1	1	-	-	3.30	
			38.01										37.61		
Program Components			Factor												
Skating Skills			1.00	6.50	6.50	6.25	6.25	6.25	6.50	6.75	-	-	-	-	6.40
Transitions / Linking Footwork / Movement			1.00	6.50	6.25	6.00	5.75	6.00	6.00	7.00	-	-	-	-	6.15
Performance / Execution			1.00	6.25	7.00	6.00	6.00	6.50	6.50	6.75	-	-	-	-	6.40
Choreography / Composition			1.00	6.50	7.00	6.25	6.25	6.25	6.25	7.25	-	-	-	-	6.45
Interpretation			1.00	6.75	7.00	6.50	5.75	6.50	6.75	7.75	-	-	-	-	6.70
Judges Total Program Component Score (factored)															32.10
Deductions:															0.00



Judges Details per Skater

Rank	Name	Country	Starting Number	Total Segment Score	Total Element Score	Program Component Score (factored)	Total Deductions								
11	RAKIMGALIEV Abzal	KAZ	3	68.25	36.05	32.20	0.00								
#	Executed Elements	Info	Base Value	GOE	J1	J2	J3	J4	J5	J6	J7	J8	J9	Scores of Panel	
1	3F+3T		9.60	-0.70	-1	-1	-1	1	-1	-1	-1	-	-	8.90	
2	3A		8.50	-1.00	-1	-1	0	-1	-1	-1	-1	-	-	7.50	
3	CCoSp4		3.50	0.60	1	2	1	1	1	1	2	-	-	4.10	
4	3Lo		5.61	x 0.14	0	1	1	0	0	0	0	-	-	5.75	
5	StSq3		3.30	0.30	1	1	0	0	0	1	1	-	-	3.60	
6	FCSp3		2.80	0.50	1	1	1	1	1	1	1	-	-	3.30	
7	CSSp3		2.60	0.30	0	0	1	0	1	1	2	-	-	2.90	
			35.91										36.05		
Program Components			Factor												
Skating Skills			1.00	6.25	6.25	5.50	7.25	6.25	6.75	7.25	-	-	-	-	6.55
Transitions / Linking Footwork / Movement			1.00	6.00	5.75	5.25	6.75	6.00	6.00	6.75	-	-	-	-	6.10
Performance / Execution			1.00	6.50	6.25	5.25	7.00	6.25	6.75	7.25	-	-	-	-	6.55
Choreography / Composition			1.00	6.25	6.50	5.50	7.00	6.25	6.50	7.50	-	-	-	-	6.50
Interpretation			1.00	6.50	6.50	5.00	6.75	6.00	6.75	7.50	-	-	-	-	6.50
Judges Total Program Component Score (factored)															32.20
Deductions:															0.00

Rank	Name	Country	Starting Number	Total Segment Score	Total Element Score	Program Component Score (factored)	Total Deductions								
12	PAVLOV Ivan	UKR	1	67.27	35.12	32.15	0.00								
#	Executed Elements	Info	Base Value	GOE	J1	J2	J3	J4	J5	J6	J7	J8	J9	Scores of Panel	
1	3A		8.50	1.00	1	1	1	1	1	0	1	-	-	9.50	
2	3Lz+3T		10.30	0.42	1	1	0	1	0	0	1	-	-	10.72	
3	FCSp4		3.20	0.50	1	1	0	1	1	1	1	-	-	3.70	
4	StSq3		3.30	0.50	1	1	1	1	0	1	1	-	-	3.80	
5	1F*		0.00	x 0.00	-	-	-	-	-	-	-	-	-	0.00	
6	CSSp4		3.00	0.50	1	1	1	0	1	1	1	-	-	3.50	
7	CCoSp4		3.50	0.40	1	1	0	1	1	1	0	-	-	3.90	
			31.80										35.12		
Program Components			Factor												
Skating Skills			1.00	6.75	6.50	5.50	5.75	6.75	6.50	7.25	-	-	-	-	6.45
Transitions / Linking Footwork / Movement			1.00	6.50	6.25	5.00	5.50	6.50	5.75	7.50	-	-	-	-	6.10
Performance / Execution			1.00	7.00	6.50	5.25	5.50	6.75	6.75	7.00	-	-	-	-	6.50
Choreography / Composition			1.00	7.00	6.75	5.25	5.75	6.50	6.50	7.75	-	-	-	-	6.50
Interpretation			1.00	7.00	6.75	5.50	6.00	6.50	6.75	7.25	-	-	-	-	6.60
Judges Total Program Component Score (factored)															32.15
Deductions:															0.00



Judges Details per Skater

Rank	Name	Country	Starting Number	Total Segment Score	Total Element Score	Program Component Score (factored)	Total Deductions							
13	GUAN Yuhang	CHN	31	67.16	34.71	32.45	0.00							
#	Executed Elements	Info	Base Value	GOE	J1	J2	J3	J4	J5	J6	J7	J8	J9	Scores of Panel
1	4T		10.30	-1.68	-2	-1	-1	-2	-1	-1	-2	-	-	8.62
2	3Lz+2T		7.30	0.56	1	1	2	0	0	0	2	-	-	7.86
3	CSSp3		2.60	0.40	1	0	1	1	0	1	1	-	-	3.00
4	FCSp4		3.20	0.00	0	0	1	0	0	0	0	-	-	3.20
5	2A		3.63 x	0.70	2	1	1	2	1	1	2	-	-	4.33
6	StSq3		3.30	0.40	1	0	1	1	0	1	1	-	-	3.70
7	CCoSp4		3.50	0.50	2	1	1	1	0	1	1	-	-	4.00
33.83														34.71
Program Components				Factor										
Skating Skills				1.00	6.75	6.00	7.75	7.25	6.25	6.25	7.25	-	-	6.75
Transitions / Linking Footwork / Movement				1.00	6.25	5.00	7.50	6.75	6.00	5.75	6.75	-	-	6.30
Performance / Execution				1.00	6.50	5.25	7.50	6.75	6.00	6.50	7.00	-	-	6.55
Choreography / Composition				1.00	6.25	5.25	7.50	6.75	6.25	6.50	6.50	-	-	6.45
Interpretation				1.00	6.50	5.00	7.75	6.50	5.75	6.50	6.75	-	-	6.40
Judges Total Program Component Score (factored)														32.45
Deductions:														0.00

Rank	Name	Country	Starting Number	Total Segment Score	Total Element Score	Program Component Score (factored)	Total Deductions							
14	KIM Jin Seo	KOR	26	66.81	34.31	32.50	0.00							
#	Executed Elements	Info	Base Value	GOE	J1	J2	J3	J4	J5	J6	J7	J8	J9	Scores of Panel
1	2A		3.30	-1.00	-2	-2	-2	-2	-2	-2	-2	-	-	2.30
2	3Lz+3T		10.30	0.70	1	1	1	0	1	1	2	-	-	11.00
3	CCoSp4		3.50	0.50	1	1	1	1	1	1	2	-	-	4.00
4	3Lo		5.61 x	0.70	1	1	1	1	1	1	0	-	-	6.31
5	CSSp4		3.00	0.40	0	1	1	1	0	1	1	-	-	3.40
6	StSq3		3.30	0.50	1	1	1	1	0	2	1	-	-	3.80
7	FCSp4		3.20	0.30	1	1	0	0	0	1	1	-	-	3.50
32.21														34.31
Program Components				Factor										
Skating Skills				1.00	6.50	6.25	6.25	6.00	6.50	6.75	7.75	-	-	6.45
Transitions / Linking Footwork / Movement				1.00	6.00	6.50	6.00	6.25	6.50	6.75	7.50	-	-	6.40
Performance / Execution				1.00	6.25	6.50	6.25	6.50	6.25	7.00	7.25	-	-	6.50
Choreography / Composition				1.00	6.25	6.50	6.50	6.25	6.25	7.00	8.00	-	-	6.50
Interpretation				1.00	6.50	6.50	6.25	6.75	6.25	7.25	8.00	-	-	6.65
Judges Total Program Component Score (factored)														32.50
Deductions:														0.00



Almaty 2017
28TH WINTER UNIVERSIADE

Almaty Arena: Figure Skating

FRI 03 FEB 2017

Figure Skating

Men

Short Program



Judges Details per Skater

Rank	Name	Country	Starting Number	Total Segment Score	Total Element Score	Program Component Score (factored)	Total Deductions							
15	PONSART Romain	FRA	13	66.25	31.85	34.40	0.00							
#	Executed Elements	Info	Base Value	GOE	J1	J2	J3	J4	J5	J6	J7	J8	J9	Scores of Panel
1	4T		10.30	-3.68	-3	-3	-3	-2	-2	-3	-3	-	-	6.62
2	3A		8.50	1.60	2	2	2	1	0	1	2	-	-	10.10
3	FCSp4		3.20	0.50	2	1	1	1	0	1	1	-	-	3.70
4	2Lz+2T*	*	2.31	-0.90	-3	-3	-3	-3	-3	-3	-3	-	-	1.41
5	CSSp2		2.30	-0.18	-1	-1	-1	0	0	-1	1	-	-	2.12
6	StSq3		3.30	0.60	2	1	1	1	1	1	2	-	-	3.90
7	CCoSp4		3.50	0.50	0	1	1	1	1	1	2	-	-	4.00
			33.41										31.85	
Program Components			Factor											
Skating Skills			1.00		7.25	7.00	6.00	7.50	6.75	7.25	8.25	-	-	7.15
Transitions / Linking Footwork / Movement			1.00		7.00	6.00	5.75	6.75	6.50	7.00	7.00	-	-	6.65
Performance / Execution			1.00		6.75	6.50	5.75	7.00	6.75	7.00	7.75	-	-	6.80
Choreography / Composition			1.00		7.00	6.25	6.00	7.00	6.50	7.00	8.25	-	-	6.75
Interpretation			1.00		7.25	6.50	6.25	7.50	6.75	7.25	8.50	-	-	7.05
Judges Total Program Component Score (factored)													34.40	
Deductions:													0.00	

Rank	Name	Country	Starting Number	Total Segment Score	Total Element Score	Program Component Score (factored)	Total Deductions							
16	LEE June Hyoung	KOR	33	65.08	33.28	32.80	-1.00							
#	Executed Elements	Info	Base Value	GOE	J1	J2	J3	J4	J5	J6	J7	J8	J9	Scores of Panel
1	3A		8.50	-2.00	-2	-2	-2	-2	-2	-2	-2	-	-	6.50
2	3Lo<	<	3.60	-2.10	-3	-3	-3	-3	-3	-3	-3	-	-	1.50
3	FCSp4		3.20	0.30	0	1	0	1	0	1	1	-	-	3.50
4	3F+3T		10.56	-0.70	-1	-1	-1	-1	-1	0	-1	-	-	9.86
5	CSSp3		2.60	0.30	1	0	0	0	1	1	1	-	-	2.90
6	StSq4		3.90	1.12	2	2	0	1	1	2	2	-	-	5.02
7	CCoSp4		3.50	0.50	1	1	1	1	2	1	1	-	-	4.00
			35.86										33.28	
Program Components			Factor											
Skating Skills			1.00		6.75	6.50	5.75	6.75	6.50	7.00	6.50	-	-	6.60
Transitions / Linking Footwork / Movement			1.00		6.50	6.00	5.25	6.50	6.25	6.75	6.75	-	-	6.40
Performance / Execution			1.00		6.25	6.25	5.50	6.75	6.50	7.00	6.50	-	-	6.45
Choreography / Composition			1.00		6.50	6.75	5.50	6.50	6.50	7.25	7.00	-	-	6.65
Interpretation			1.00		6.75	6.75	5.25	6.50	6.50	7.25	7.00	-	-	6.70
Judges Total Program Component Score (factored)													32.80	
Deductions:			Falls: -1.00										-1.00	





Judges Details per Skater

Rank	Name	Country	Starting Number	Total Segment Score	Total Element Score	Program Component Score (factored)	Total Deductions							
17	TESSON Adrien	FRA	32	63.68	31.13	32.55	0.00							
#	Executed Elements	Info	Base Value	GOE	J1	J2	J3	J4	J5	J6	J7	J8	J9	Scores of Panel
1	3Lo		5.10	-1.68	-3	-2	-2	-2	-2	-3	-3	-	-	3.42
2	3A		8.50	-1.00	-1	-2	-1	-1	-1	-1	-1	-	-	7.50
3	FSSp3		2.60	0.50	1	1	1	1	0	1	2	-	-	3.10
4	StSq3		3.30	0.50	2	1	1	1	0	0	2	-	-	3.80
5	3Lz+2T		8.03	x -1.12	-2	-2	-1	-1	-2	-1	-2	-	-	6.91
6	CCoSp4		3.50	0.40	1	1	0	1	0	1	2	-	-	3.90
7	CCSp3		2.80	-0.30	-1	-1	-1	-1	0	-1	-1	-	-	2.50
33.83														31.13
Program Components		Factor												
Skating Skills		1.00	7.00	6.25	6.25	6.25	6.25	6.75	6.25	7.75	-	-	-	6.50
Transitions / Linking Footwork / Movement		1.00	7.00	6.25	6.00	6.25	6.25	5.75	7.25	-	-	-	-	6.35
Performance / Execution		1.00	6.75	6.25	6.25	6.50	6.50	6.25	7.00	-	-	-	-	6.45
Choreography / Composition		1.00	7.25	6.50	6.50	6.25	6.50	6.25	7.75	-	-	-	-	6.60
Interpretation		1.00	7.25	6.50	6.25	6.50	6.75	6.25	8.00	-	-	-	-	6.65
Judges Total Program Component Score (factored)														32.55
Deductions:														0.00

Rank	Name	Country	Starting Number	Total Segment Score	Total Element Score	Program Component Score (factored)	Total Deductions							
18	HOCQUAUX Simon	FRA	34	59.15	28.05	31.10	0.00							
#	Executed Elements	Info	Base Value	GOE	J1	J2	J3	J4	J5	J6	J7	J8	J9	Scores of Panel
1	3A<	<	5.90	-3.00	-3	-3	-3	-3	-3	-3	-3	-	-	2.90
2	2F+3T		6.20	0.42	1	0	1	1	0	0	1	-	-	6.62
3	FCSp3		2.80	-0.06	0	0	0	-1	-1	0	1	-	-	2.74
4	3Lo		5.61	x -1.12	-1	-2	-3	-1	-2	-1	-2	-	-	4.49
5	CSSp4		3.00	0.50	1	1	1	1	0	1	1	-	-	3.50
6	StSq3		3.30	0.50	1	1	1	1	0	1	1	-	-	3.80
7	CCoSp4		3.50	0.50	1	1	1	1	0	1	1	-	-	4.00
30.31														28.05
Program Components		Factor												
Skating Skills		1.00	6.75	5.50	6.00	6.25	6.00	5.75	7.75	-	-	-	-	6.15
Transitions / Linking Footwork / Movement		1.00	6.50	6.00	5.75	6.50	5.50	5.50	7.00	-	-	-	-	6.05
Performance / Execution		1.00	6.50	6.00	5.75	6.75	5.75	6.00	6.75	-	-	-	-	6.20
Choreography / Composition		1.00	7.00	6.50	6.00	6.25	5.75	6.00	7.50	-	-	-	-	6.35
Interpretation		1.00	6.75	6.25	6.25	6.50	5.75	6.00	7.50	-	-	-	-	6.35
Judges Total Program Component Score (factored)														31.10
Deductions:														0.00



Judges Details per Skater

Rank	Name	Country	Starting Number	Total Segment Score	Total Element Score	Program Component Score (factored)	Total Deductions								
19	KENNES Thomas	NED	8	59.04	30.24	28.80	0.00								
#	Executed Elements	Info	Base Value	GOE	J1	J2	J3	J4	J5	J6	J7	J8	J9	Scores of Panel	
1	3Lz+2T		7.30	0.70	1	1	1	1	1	0	1	-	-	8.00	
2	CCoSp4		3.50	0.50	1	1	1	1	1	1	1	-	-	4.00	
3	FCSp3		2.80	0.20	1	1	0	1	0	0	0	-	-	3.00	
4	StSq3		3.30	0.40	1	1	1	1	0	1	0	-	-	3.70	
5	3Lo		5.61 x	-1.40	-2	-2	-2	-2	-2	-3	-2	-	-	4.21	
6	2A		3.63 x	0.50	2	1	1	1	0	1	1	-	-	4.13	
7	CSSp4		3.00	0.20	1	0	1	0	0	1	0	-	-	3.20	
			29.14										30.24		
Program Components			Factor												
Skating Skills			1.00	6.25	5.00	5.25	6.75	5.50	6.00	5.50	-	-	-	-	5.70
Transitions / Linking Footwork / Movement			1.00	5.75	5.25	5.00	6.50	5.25	5.75	5.00	-	-	-	-	5.40
Performance / Execution			1.00	6.25	5.50	5.25	6.75	5.50	6.25	5.75	-	-	-	-	5.85
Choreography / Composition			1.00	6.25	5.75	5.50	6.50	5.50	6.00	5.75	-	-	-	-	5.85
Interpretation			1.00	6.25	5.75	5.25	6.75	5.50	6.25	6.25	-	-	-	-	6.00
Judges Total Program Component Score (factored)															28.80
Deductions:															0.00

Rank	Name	Country	Starting Number	Total Segment Score	Total Element Score	Program Component Score (factored)	Total Deductions								
20	NEUMAN Michael	SVK	16	58.24	30.79	27.45	0.00								
#	Executed Elements	Info	Base Value	GOE	J1	J2	J3	J4	J5	J6	J7	J8	J9	Scores of Panel	
1	3Lz+3T	!	10.30	-1.26	-2	-2	-1	-2	-2	-2	-1	-	-	9.04	
2	2A		3.30	0.10	0	1	1	0	0	0	0	-	-	3.40	
3	FCSp3		2.80	0.00	0	0	0	-1	0	0	0	-	-	2.80	
4	3F		5.83 x	-0.42	0	-1	0	-1	0	-2	-1	-	-	5.41	
5	StSq3		3.30	0.30	1	1	0	0	0	1	1	-	-	3.60	
6	CCoSp4		3.50	0.10	1	0	0	0	0	0	1	-	-	3.60	
7	CSSp4		3.00	-0.06	-1	0	1	0	0	0	-1	-	-	2.94	
			32.03										30.79		
Program Components			Factor												
Skating Skills			1.00	5.75	5.25	5.00	6.00	5.50	5.75	5.25	-	-	-	-	5.50
Transitions / Linking Footwork / Movement			1.00	5.25	5.00	4.75	5.50	5.25	5.25	5.50	-	-	-	-	5.25
Performance / Execution			1.00	5.50	5.25	4.75	6.00	5.50	5.50	5.75	-	-	-	-	5.50
Choreography / Composition			1.00	5.75	5.50	5.25	5.75	5.50	5.50	5.50	-	-	-	-	5.55
Interpretation			1.00	5.75	5.50	4.75	5.75	5.50	5.75	6.00	-	-	-	-	5.65
Judges Total Program Component Score (factored)															27.45
Deductions:															0.00



Judges Details per Skater

Rank	Name	Country	Starting Number	Total Segment Score	Total Element Score	Program Component Score (factored)	Total Deductions							
21	TSAO Chih-I	TPE	9	58.13	29.53	28.60	0.00							
#	Executed Elements	Info	Base Value	GOE	J1	J2	J3	J4	J5	J6	J7	J8	J9	Scores of Panel
1	3A		8.50	-3.00	-3	-3	-2	-3	-3	-3	-3	-	-	5.50
2	2F+3T		6.20	-1.40	-2	-2	-2	-2	-2	-2	-2	-	-	4.80
3	CCSp4		3.20	0.50	1	2	1	0	0	1	2	-	-	3.70
4	3Lo		5.61	x -0.98	-1	-2	-3	-2	-1	0	-1	-	-	4.63
5	FSSp4		3.00	0.40	1	1	1	0	0	2	1	-	-	3.40
6	StSq3		3.30	0.50	1	1	1	1	0	1	1	-	-	3.80
7	CCoSp3		3.00	0.70	2	2	1	1	1	1	2	-	-	3.70
32.81													29.53	
Program Components		Factor												
Skating Skills		1.00		6.25	5.50	5.75	5.50	5.00	6.25	5.50	-	-		5.70
Transitions / Linking Footwork / Movement		1.00		6.25	5.50	5.50	5.50	4.50	5.75	5.25	-	-		5.50
Performance / Execution		1.00		5.75	5.75	5.25	6.00	4.75	6.25	5.25	-	-		5.60
Choreography / Composition		1.00		6.25	6.00	5.75	5.50	4.75	6.00	6.25	-	-		5.90
Interpretation		1.00		6.00	5.75	5.50	6.00	5.00	6.25	6.25	-	-		5.90
Judges Total Program Component Score (factored)														28.60
Deductions:														0.00

Rank	Name	Country	Starting Number	Total Segment Score	Total Element Score	Program Component Score (factored)	Total Deductions							
22	SPIEGL Ondrej	SWE	10	58.02	27.22	31.80	-1.00							
#	Executed Elements	Info	Base Value	GOE	J1	J2	J3	J4	J5	J6	J7	J8	J9	Scores of Panel
1	2A		3.30	0.30	0	1	1	0	1	0	1	-	-	3.60
2	3Lz<	<	4.20	-2.10	-3	-3	-3	-3	-3	-3	-3	-	-	2.10
3	CCoSp4		3.50	0.90	2	2	2	2	1	1	2	-	-	4.40
4	3T+2T		5.60	0.28	1	0	0	1	1	0	0	-	-	5.88
5	CSSp4		3.00	0.14	-1	-1	1	1	0	1	0	-	-	3.14
6	StSq3		3.30	0.90	2	2	2	2	2	1	2	-	-	4.20
7	FCSp4		3.20	0.70	2	2	1	1	1	1	2	-	-	3.90
26.10													27.22	
Program Components		Factor												
Skating Skills		1.00		6.25	5.50	5.75	6.25	6.25	6.00	6.75	-	-		6.10
Transitions / Linking Footwork / Movement		1.00		6.00	6.00	5.50	6.75	6.00	5.75	7.25	-	-		6.10
Performance / Execution		1.00		6.00	6.50	5.75	7.00	6.25	6.50	6.75	-	-		6.40
Choreography / Composition		1.00		6.00	6.50	6.00	7.00	6.50	6.25	7.75	-	-		6.45
Interpretation		1.00		6.50	7.00	6.00	7.50	6.25	6.50	7.50	-	-		6.75
Judges Total Program Component Score (factored)														31.80
Deductions:				Falls: -1.00										-1.00



Judges Details per Skater

Rank	Name	Country	Starting Number	Total Segment Score	Total Element Score	Program Component Score (factored)	Total Deductions							
23	KAWAHARA Sei	JPN	18	57.93	27.08	30.85	0.00							
#	Executed Elements	Info	Base Value	GOE	J1	J2	J3	J4	J5	J6	J7	J8	J9	Scores of Panel
1	1A*	*	0.00	0.00	-	-	-	-	-	-	-	-	-	0.00
2	2Lo+3T		6.10	0.14	1	1	0	0	0	0	0	-	-	6.24
3	FCSp4		3.20	0.20	0	1	1	0	0	1	0	-	-	3.40
4	3Lz		6.60	x -1.40	-2	-2	-2	-2	-2	-2	-2	-	-	5.20
5	CCoSp4		3.50	0.50	1	1	1	1	0	1	2	-	-	4.00
6	StSq4		3.90	0.84	1	2	1	1	1	2	1	-	-	4.74
7	CSSp4		3.00	0.50	1	1	1	1	1	1	1	-	-	3.50
26.30													27.08	
Program Components				Factor										
Skating Skills				1.00	6.50	6.50	5.75	5.75	6.25	7.50	6.50	-	-	6.30
Transitions / Linking Footwork / Movement				1.00	6.25	6.50	5.25	5.25	6.00	7.00	6.75	-	-	6.15
Performance / Execution				1.00	6.00	6.25	5.25	5.25	6.00	7.00	6.25	-	-	5.95
Choreography / Composition				1.00	6.00	6.75	5.50	5.25	6.25	7.25	7.00	-	-	6.30
Interpretation				1.00	6.25	6.50	5.50	5.50	6.00	7.00	6.50	-	-	6.15
Judges Total Program Component Score (factored)														30.85
Deductions:														0.00

Rank	Name	Country	Starting Number	Total Segment Score	Total Element Score	Program Component Score (factored)	Total Deductions							
24	DEMIRBOGA Burak	TUR	28	56.33	30.93	25.40	0.00							
#	Executed Elements	Info	Base Value	GOE	J1	J2	J3	J4	J5	J6	J7	J8	J9	Scores of Panel
1	3Lz+3T	!	10.30	-0.28	-1	0	0	-1	-1	0	0	-	-	10.02
2	3A		8.50	-3.00	-3	-3	-2	-3	-3	-3	-3	-	-	5.50
3	CCoSp4		3.50	0.10	0	0	1	0	0	1	0	-	-	3.60
4	3F		5.83	x -0.84	-1	-1	-1	-1	-1	-2	-2	-	-	4.99
5	CSSp3		2.60	-0.12	-1	0	-1	0	0	-1	0	-	-	2.48
6	StSq2		2.60	-0.20	0	-1	0	-1	-1	0	0	-	-	2.40
7	FCSp2		2.30	-0.36	-2	-2	0	-1	-1	-1	-1	-	-	1.94
35.63													30.93	
Program Components				Factor										
Skating Skills				1.00	5.50	4.50	6.25	5.00	5.75	6.00	4.75	-	-	5.40
Transitions / Linking Footwork / Movement				1.00	4.75	4.25	6.00	4.00	5.25	5.50	4.50	-	-	4.85
Performance / Execution				1.00	5.00	4.25	6.25	4.50	5.50	6.00	4.75	-	-	5.15
Choreography / Composition				1.00	4.75	4.00	6.25	4.75	5.50	5.75	4.50	-	-	5.05
Interpretation				1.00	5.00	4.25	6.00	4.25	5.50	5.75	4.25	-	-	4.95
Judges Total Program Component Score (factored)														25.40
Deductions:														0.00



Judges Details per Skater

Rank	Name	Country	Starting Number	Total Segment Score	Total Element Score	Program Component Score (factored)	Total Deductions								
25	PAPP Béla	FIN	5	56.08	28.33	27.75	0.00								
#	Executed Elements	Info	Base Value	GOE	J1	J2	J3	J4	J5	J6	J7	J8	J9	Scores of Panel	
1	3T+3T		8.60	-0.70	-1	-1	-1	-1	-1	-1	-1	-	-	7.90	
2	3F		5.30	0.00	1	-1	1	0	-1	0	0	-	-	5.30	
3	FCSp3		2.80	0.00	0	0	0	0	0	0	0	-	-	2.80	
4	2A		3.63 x	-1.00	-2	-2	-2	-2	-2	-2	-2	-	-	2.63	
5	CSSp3		2.60	0.30	1	1	1	0	0	0	1	-	-	2.90	
6	CCoSp4		3.50	0.40	1	2	1	0	1	0	1	-	-	3.90	
7	StSq2		2.60	0.30	1	1	1	1	-1	0	0	-	-	2.90	
			29.03										28.33		
Program Components			Factor												
Skating Skills			1.00	5.75	5.50	4.75	5.75	5.50	5.50	5.25	-	-	-	-	5.50
Transitions / Linking Footwork / Movement			1.00	5.50	5.00	4.50	5.50	5.00	5.00	5.75	-	-	-	-	5.20
Performance / Execution			1.00	5.75	5.75	4.50	6.25	5.50	5.50	6.25	-	-	-	-	5.75
Choreography / Composition			1.00	5.75	5.50	4.75	5.75	5.00	5.50	6.25	-	-	-	-	5.50
Interpretation			1.00	6.25	5.75	5.00	6.00	5.25	5.75	6.75	-	-	-	-	5.80
Judges Total Program Component Score (factored)															27.75
Deductions:															0.00

Rank	Name	Country	Starting Number	Total Segment Score	Total Element Score	Program Component Score (factored)	Total Deductions								
26	PARRY-EVANS Charlie	GBR	4	55.49	29.24	26.25	0.00								
#	Executed Elements	Info	Base Value	GOE	J1	J2	J3	J4	J5	J6	J7	J8	J9	Scores of Panel	
1	3T+3T		8.60	0.14	1	1	0	0	0	0	0	-	-	8.74	
2	CCSp3		2.80	0.00	0	0	0	0	0	0	0	-	-	2.80	
3	StSq3		3.30	0.00	0	0	0	0	0	0	0	-	-	3.30	
4	3Lo		5.61 x	-0.14	0	0	1	-1	0	0	-1	-	-	5.47	
5	2A		3.63 x	0.20	1	0	1	1	0	0	0	-	-	3.83	
6	CCoSp2		2.50	0.00	1	0	0	0	0	0	-1	-	-	2.50	
7	FSSp3		2.60	0.00	1	-1	0	0	0	0	0	-	-	2.60	
			29.04										29.24		
Program Components			Factor												
Skating Skills			1.00	6.25	5.00	4.75	5.50	5.50	5.50	5.75	-	-	-	-	5.45
Transitions / Linking Footwork / Movement			1.00	5.75	5.00	4.50	5.25	5.00	4.75	6.00	-	-	-	-	5.15
Performance / Execution			1.00	6.00	4.75	4.75	5.00	5.25	5.50	5.50	-	-	-	-	5.20
Choreography / Composition			1.00	6.25	5.00	4.75	5.25	5.25	5.25	6.00	-	-	-	-	5.35
Interpretation			1.00	6.00	4.75	4.50	5.00	5.00	5.50	5.25	-	-	-	-	5.10
Judges Total Program Component Score (factored)															26.25
Deductions:															0.00



Almaty 2017
28TH WINTER UNIVERSIADE

Almaty Arena: Figure Skating

FRI 03 FEB 2017

Figure Skating

Men

Short Program



Judges Details per Skater

Rank	Name	Country	Starting Number	Total Segment Score	Total Element Score	Program Component Score (factored)	Total Deductions							
27	LIU Runqi	CHN	23	54.63	28.58	27.05	0.00							
#	Executed Elements	Info	Base Value	GOE	J1	J2	J3	J4	J5	J6	J7	J8	J9	Scores of Panel
1	3F+3T		9.60	0.14	0	0	1	0	0	0	1	-	-	9.74
2	1A*	*	0.00	0.00	-	-	-	-	-	-	-	-	-	0.00
3	FCSp4		3.20	0.00	0	-1	0	0	0	0	0	-	-	3.20
4	CCoSp2		2.50	0.00	0	-1	1	0	0	0	0	-	-	2.50
5	3Lz		6.60	x 0.14	0	0	1	0	0	0	1	-	-	6.74
6	CSSp4		3.00	0.00	0	0	0	0	0	0	1	-	-	3.00
7	StSq3		3.30	0.10	0	0	1	0	0	0	1	-	-	3.40
28.20														28.58
Program Components		Factor												
Skating Skills		1.00		6.00	5.75	5.75	5.50	5.75	5.75	5.75	5.75	-	-	5.75
Transitions / Linking Footwork / Movement		1.00		5.50	5.00	5.50	4.50	5.50	5.25	5.00	-	-	5.25	
Performance / Execution		1.00		5.25	5.00	5.50	5.00	5.50	5.50	5.50	-	-	5.35	
Choreography / Composition		1.00		5.25	5.25	5.75	5.25	5.50	5.50	5.75	-	-	5.45	
Interpretation		1.00		5.25	5.00	5.50	4.75	5.50	5.50	5.00	-	-	5.25	
Judges Total Program Component Score (factored)														27.05
Deductions:		Late start: -1.00												-1.00

Rank	Name	Country	Starting Number	Total Segment Score	Total Element Score	Program Component Score (factored)	Total Deductions							
28	PANIKHIN Artur	KAZ	24	54.11	27.21	26.90	0.00							
#	Executed Elements	Info	Base Value	GOE	J1	J2	J3	J4	J5	J6	J7	J8	J9	Scores of Panel
1	3Lz+2T		7.30	-1.40	-2	-2	-1	-1	-2	-3	-3	-	-	5.90
2	3Lo		5.10	0.00	0	0	0	0	1	0	0	-	-	5.10
3	CCoSp4		3.50	0.30	0	0	1	1	0	1	1	-	-	3.80
4	2A		3.63	x 0.10	0	0	1	0	0	0	1	-	-	3.73
5	FCSp3		2.80	0.10	0	0	1	0	0	0	1	-	-	2.90
6	StSq3		3.30	0.00	1	0	0	0	0	0	0	-	-	3.30
7	CSSp3		2.60	-0.12	-1	-1	0	0	0	-1	0	-	-	2.48
28.23														27.21
Program Components		Factor												
Skating Skills		1.00		5.50	5.00	5.50	5.50	6.00	5.50	5.50	-	-	5.50	
Transitions / Linking Footwork / Movement		1.00		5.25	5.00	5.25	5.75	5.75	5.00	5.00	-	-	5.25	
Performance / Execution		1.00		5.25	4.75	5.25	5.50	5.75	5.25	5.75	-	-	5.40	
Choreography / Composition		1.00		5.25	5.00	5.50	5.50	5.50	5.50	5.75	-	-	5.45	
Interpretation		1.00		5.50	4.75	5.25	5.25	5.75	5.25	5.25	-	-	5.30	
Judges Total Program Component Score (factored)														26.90
Deductions:														0.00



Almaty 2017
28TH WINTER UNIVERSIADE

Almaty Arena: Figure Skating

FRI 03 FEB 2017

Figure Skating

Men

Short Program



Judges Details per Skater

Rank	Name	Country	Starting Number	Total Segment Score	Total Element Score	Program Component Score (factored)	Total Deductions							
29	KOPPEL Samuel	EST	22	53.52	24.62	28.90	0.00							
#	Executed Elements	Info	Base Value	GOE	J1	J2	J3	J4	J5	J6	J7	J8	J9	Scores of Panel
1	2A		3.30	0.70	2	2	1	2	1	1	1	-	-	4.00
2	2T+3T		5.60	-0.14	0	0	0	-1	0	0	-1	-	-	5.46
3	FSSp4		3.00	0.30	1	1	1	0	0	1	0	-	-	3.30
4	CCoSp4		3.50	0.50	1	1	1	1	1	1	1	-	-	4.00
5	3Lo<	<	3.96 x	-1.68	-2	-3	-2	-2	-2	-3	-3	-	-	2.28
6	StSq2		2.60	0.30	1	2	0	0	0	1	1	-	-	2.90
7	CCSp3		2.80	-0.12	0	0	0	-1	0	-1	-1	-	-	2.68
			24.76										24.62	
Program Components			Factor											
Skating Skills			1.00		5.50	5.75	5.25	5.75	6.25	6.25	5.50	-	-	5.75
Transitions / Linking Footwork / Movement			1.00		5.25	5.75	5.00	5.75	6.00	5.75	6.00	-	-	5.70
Performance / Execution			1.00		5.50	6.00	5.25	5.75	6.25	6.50	5.00	-	-	5.75
Choreography / Composition			1.00		5.75	6.25	5.00	5.50	6.00	6.25	5.75	-	-	5.85
Interpretation			1.00		5.75	6.00	5.00	5.75	6.00	6.50	5.75	-	-	5.85
Judges Total Program Component Score (factored)													28.90	
Deductions:													0.00	

Rank	Name	Country	Starting Number	Total Segment Score	Total Element Score	Program Component Score (factored)	Total Deductions							
30	LEE Dong Won	KOR	29	50.76	28.06	23.70	0.00							
#	Executed Elements	Info	Base Value	GOE	J1	J2	J3	J4	J5	J6	J7	J8	J9	Scores of Panel
1	1A*	*	0.00	0.00	-	-	-	-	-	-	-	-	-	0.00
2	3Lz		6.00	-1.82	-2	-3	-3	-3	-2	-2	-3	-	-	4.18
3	StSq2		2.60	0.20	1	0	1	0	0	1	0	-	-	2.80
4	CSSp4		3.00	0.00	0	-1	0	0	0	1	0	-	-	3.00
5	3F+3T		10.56 x	0.42	1	0	1	0	0	1	1	-	-	10.98
6	FCSp4		3.20	0.10	1	0	0	0	0	1	0	-	-	3.30
7	CCoSp4		3.50	0.30	0	1	1	0	0	1	1	-	-	3.80
			28.86										28.06	
Program Components			Factor											
Skating Skills			1.00		6.00	6.00	5.50	4.75	4.75	6.00	5.25	-	-	5.50
Transitions / Linking Footwork / Movement			1.00		5.25	4.00	5.00	4.00	4.00	3.75	4.25	-	-	4.25
Performance / Execution			1.00		5.25	4.50	5.25	3.75	4.00	5.00	4.50	-	-	4.65
Choreography / Composition			1.00		5.75	4.50	5.50	4.25	4.50	4.75	4.75	-	-	4.80
Interpretation			1.00		5.25	4.75	5.50	3.50	4.25	4.25	4.00	-	-	4.50
Judges Total Program Component Score (factored)													23.70	
Deductions:			Late start:	-1.00									-1.00	



Judges Details per Skater

Rank	Name	Country	Starting Number	Total Segment Score	Total Element Score	Program Component Score (factored)	Total Deductions							
31	BJORK Marcus	SWE	14	47.69	24.54	23.15	0.00							
#	Executed Elements	Info	Base Value	GOE	J1	J2	J3	J4	J5	J6	J7	J8	J9	Scores of Panel
1	3Lz		6.00	-0.84	-2	-1	-1	-1	-1	-1	-2	-	-	5.16
2	2A		3.30	-1.30	-3	-2	-3	-2	-3	-3	-2	-	-	2.00
3	3T+3T		8.60	-1.82	-3	-3	-2	-3	-2	-3	-2	-	-	6.78
4	CCoSp2		2.50	-0.24	-1	-1	0	-1	-1	0	-1	-	-	2.26
5	StSq2		2.60	0.00	0	0	0	0	0	1	0	-	-	2.60
6	FCSp3		2.80	0.00	0	0	0	0	0	0	0	-	-	2.80
7	CSSp4		3.00	-0.06	0	-1	0	0	-1	1	0	-	-	2.94
			28.80										24.54	
Program Components			Factor											
Skating Skills			1.00		4.75	4.75	4.50	4.75	5.00	5.75	4.75	-	-	4.80
Transitions / Linking Footwork / Movement			1.00		4.25	4.50	4.00	4.25	4.50	5.50	4.50	-	-	4.40
Performance / Execution			1.00		4.50	4.75	4.25	4.50	4.50	5.75	4.75	-	-	4.60
Choreography / Composition			1.00		4.25	5.00	4.50	4.75	4.50	5.75	5.00	-	-	4.75
Interpretation			1.00		4.50	5.00	4.25	4.50	4.50	5.75	4.50	-	-	4.60
Judges Total Program Component Score (factored)													23.15	
Deductions:													0.00	

Rank	Name	Country	Starting Number	Total Segment Score	Total Element Score	Program Component Score (factored)	Total Deductions							
32	TSIBA Michel	NED	7	43.35	19.45	23.90	0.00							
#	Executed Elements	Info	Base Value	GOE	J1	J2	J3	J4	J5	J6	J7	J8	J9	Scores of Panel
1	2A		3.30	0.00	1	0	0	-1	0	0	0	-	-	3.30
2	3Lo<	<	3.60	-1.96	-3	-3	-2	-2	-3	-3	-3	-	-	1.64
3	FCSp2		2.30	-0.06	-1	0	0	0	0	0	-1	-	-	2.24
4	2T+3T<	<	4.73	-2.10	-3	-3	-3	-3	-3	-3	-3	-	-	2.63
5	StSq3		3.30	0.10	1	0	0	0	0	1	0	-	-	3.40
6	CCoSp4		3.50	0.20	1	0	0	0	0	1	0	-	-	3.70
7	CSSp3		2.60	-0.06	-1	-1	0	0	0	0	0	-	-	2.54
			23.33										19.45	
Program Components			Factor											
Skating Skills			1.00		4.75	4.50	4.50	5.25	4.75	4.75	4.75	-	-	4.70
Transitions / Linking Footwork / Movement			1.00		4.25	4.50	4.25	4.75	4.25	4.75	5.25	-	-	4.50
Performance / Execution			1.00		4.25	4.75	4.25	5.25	4.75	5.25	5.00	-	-	4.80
Choreography / Composition			1.00		4.50	5.25	4.50	5.00	4.50	5.25	5.50	-	-	4.90
Interpretation			1.00		4.75	5.00	4.25	5.25	4.50	5.50	5.50	-	-	5.00
Judges Total Program Component Score (factored)													23.90	
Deductions:													0.00	



Almaty 2017
28TH WINTER UNIVERSIADE

Almaty Arena: Figure Skating

FRI 03 FEB 2017

Figure Skating

Men

Short Program



Judges Details per Skater

Rank	Name	Country	Starting Number	Total Segment Score	Total Element Score	Program Component Score (factored)	Total Deductions								
33	LEE Harry Hau Yin	HKG	17	41.95	21.20	20.75	0.00								
#	Executed Elements	Info	Base Value	GOE	J1	J2	J3	J4	J5	J6	J7	J8	J9	Scores of Panel	
1	3Lz+COMBO		6.00	-2.10	-3	-3	-3	-3	-3	-3	-3	-	-	3.90	
2	CCoSp4		3.50	0.10	0	0	1	0	0	1	0	-	-	3.60	
3	FCSp1		1.90	-0.60	-2	-3	0	-2	-2	-2	-2	-	-	1.30	
4	3F		5.83 x	-1.96	-3	-3	-2	-3	-2	-3	-3	-	-	3.87	
5	StSq2		2.60	-0.30	-1	-1	0	-1	-1	0	0	-	-	2.30	
6	2A		3.63 x	0.00	-1	0	0	0	0	0	0	-	-	3.63	
7	CSSp3		2.60	0.00	0	0	1	0	0	0	0	-	-	2.60	
			26.06										21.20		
Program Components			Factor												
Skating Skills			1.00	4.50	4.00	4.75	4.25	4.25	4.75	4.25	-	-	-	-	4.40
Transitions / Linking Footwork / Movement			1.00	4.00	4.00	4.50	3.75	3.75	4.50	3.75	-	-	-	-	4.00
Performance / Execution			1.00	4.00	4.00	4.50	4.00	3.75	4.75	4.00	-	-	-	-	4.10
Choreography / Composition			1.00	4.25	3.75	4.75	4.00	4.00	4.75	4.25	-	-	-	-	4.25
Interpretation			1.00	4.00	3.75	4.50	3.75	4.00	4.75	3.75	-	-	-	-	4.00
Judges Total Program Component Score (factored)															20.75
Deductions:															0.00

Rank	Name	Country	Starting Number	Total Segment Score	Total Element Score	Program Component Score (factored)	Total Deductions								
34	PIKHOVYCH Vladyslav	UKR	36	40.02	20.97	20.05	-1.00								
#	Executed Elements	Info	Base Value	GOE	J1	J2	J3	J4	J5	J6	J7	J8	J9	Scores of Panel	
1	3T+2T		5.60	0.00	0	0	0	0	0	0	0	-	-	5.60	
2	3Lo		5.10	-2.10	-3	-3	-3	-3	-3	-3	-3	-	-	3.00	
3	CCSp2		2.30	-0.36	-2	-2	-1	-1	-1	-1	-1	-	-	1.94	
4	2A		3.63 x	-1.00	-2	-2	-2	-2	-2	-2	-2	-	-	2.63	
5	CCoSp4		3.50	-0.06	0	-1	0	-1	0	0	0	-	-	3.44	
6	FSSp3		2.60	-0.54	-2	-2	0	-2	-2	-2	-1	-	-	2.06	
7	StSq2		2.60	-0.30	0	-1	0	-2	-1	0	-1	-	-	2.30	
			25.33										20.97		
Program Components			Factor												
Skating Skills			1.00	4.75	3.75	4.25	4.25	4.25	4.25	4.25	-	-	-	-	4.25
Transitions / Linking Footwork / Movement			1.00	4.25	3.50	4.00	3.50	4.00	3.75	3.75	-	-	-	-	3.80
Performance / Execution			1.00	4.25	3.25	4.25	3.50	4.00	4.00	4.00	-	-	-	-	3.95
Choreography / Composition			1.00	4.50	3.50	4.50	3.75	4.25	4.25	4.25	-	-	-	-	4.20
Interpretation			1.00	4.25	3.25	4.25	3.25	4.00	4.00	3.75	-	-	-	-	3.85
Judges Total Program Component Score (factored)															20.05
Deductions:			Falls: -1.00												-1.00



Judges Details per Skater

Rank	Name	Country	Starting Number	Total Segment Score	Total Element Score	Program Component Score (factored)	Total Deductions								
35	IONIAN Mario-Rafael	AUT	21	36.99	14.99	22.00	0.00								
#	Executed Elements	Info	Base Value	GOE	J1	J2	J3	J4	J5	J6	J7	J8	J9	Scores of Panel	
1	2T+COMBO+3T*	*	1.30	-0.60	-3	-3	-3	-3	-3	-3	-3	-	-	0.70	
2	2S*	*	0.00	0.00	-	-	-	-	-	-	-	-	-	0.00	
3	FCSp3		2.80	-0.36	-1	-3	0	-1	-1	-1	-2	-	-	2.44	
4	CSSp3		2.60	0.00	0	0	0	0	0	-1	0	-	-	2.60	
5	2A		3.63	x 0.00	0	0	0	0	0	0	0	-	-	3.63	
6	StSq3		3.30	0.00	0	0	1	0	0	0	0	-	-	3.30	
7	CCoSp3V		2.50	-0.18	-1	-1	0	0	0	-2	-1	-	-	2.32	
16.13															
Program Components				Factor											
Skating Skills				1.00	4.75	4.00	4.50	4.50	4.75	4.75	4.75	-	-		4.65
Transitions / Linking Footwork / Movement				1.00	4.50	3.50	4.00	4.25	4.25	4.25	4.25	-	-		4.20
Performance / Execution				1.00	4.25	4.00	4.25	4.25	4.50	4.50	4.25	-	-		4.30
Choreography / Composition				1.00	5.00	4.00	4.50	4.25	4.25	4.50	5.00	-	-		4.50
Interpretation				1.00	4.50	4.00	4.00	4.50	4.25	4.75	4.50	-	-		4.35
Judges Total Program Component Score (factored)														22.00	
Deductions:														0.00	

Rank	Name	Country	Starting Number	Total Segment Score	Total Element Score	Program Component Score (factored)	Total Deductions								
36	KLEPOCH Marco	SVK	12	36.53	15.43	23.10	-2.00								
#	Executed Elements	Info	Base Value	GOE	J1	J2	J3	J4	J5	J6	J7	J8	J9	Scores of Panel	
1	3Lz<<+COMBO	<<	2.10	-0.90	-3	-3	-3	-3	-3	-3	-3	-	-	1.20	
2	CCoSp2V		2.00	0.00	0	0	0	0	0	0	0	-	-	2.00	
3	3S		4.40	-2.10	-3	-3	-3	-3	-3	-3	-3	-	-	2.30	
4	StSq2		2.60	0.00	1	-1	0	0	0	0	0	-	-	2.60	
5	2A<	<	2.53	x -0.80	-2	-2	-1	-2	-1	-1	-2	-	-	1.73	
6	FCSp3		2.80	0.00	0	-1	0	0	0	0	0	-	-	2.80	
7	CSSp3		2.60	0.20	1	0	0	0	0	1	1	-	-	2.80	
19.03															
Program Components				Factor											
Skating Skills				1.00	5.25	4.00	4.50	5.00	4.75	5.00	5.00	-	-		4.85
Transitions / Linking Footwork / Movement				1.00	5.00	3.75	4.00	4.25	4.25	4.75	4.25	-	-		4.30
Performance / Execution				1.00	4.75	3.75	4.25	4.75	4.50	4.75	4.25	-	-		4.50
Choreography / Composition				1.00	5.00	4.00	4.50	5.00	4.50	5.00	5.00	-	-		4.80
Interpretation				1.00	5.25	4.00	4.25	4.50	4.50	5.25	4.75	-	-		4.65
Judges Total Program Component Score (factored)														23.10	
Deductions:				Falls: -2.00										-2.00	

LEGEND

- GOE Grade of Execution x Credit for highlight distribution, base value multiplied by 1.1
- * Invalid element
- < Under-rotated jump



Almaty 2017

28TH WINTER UNIVERSIADE



FIGURE SKATING

Ladies

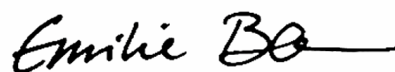


Results

Rank	Name	Country	Total Score	SP	FS
1	RADIONOVA Elena	RUS	196.61	1	1
2	NITAYA Rin	JPN	187.18	3	2
3	ISOBE Hinano	JPN	174.27	5	3
4	TUKTAMYSHEVA Elizaveta	RUS	171.68	2	6
5	LEONOVA Alena	RUS	171.06	6	4
6	RODEGHIERO Roberta	ITA	161.20	4	7
7	KIHARA Mariko	JPN	154.30	9	5
8	ZHAO Ziquan	CHN	146.94	8	8
9	HERCEG Maria-Katharina	GER	140.89	7	13
10	GRM Dasa	SLO	138.61	12	9
11	BREZINOVA Eliska	CZE	138.05	10	12
12	RUSSO Giada	ITA	132.65	14	11
13	MAMBEKOVA Aiza	KAZ	131.94	16	10
14	JANULEVICIUTE Inga	LTU	127.85	13	14
15	TALJEGARD Josefin	SWE	121.47	15	15
16	REPOND Jérôme	SUI	117.51	18	16
17	LI Jiayin	CHN	111.75	20	17
18	SCHOENBERGER Belinda	AUT	109.44	17	19
19	SAYGI Sila	TUR	108.19	21	18
20	CHOI Hwi	KOR	99.77	19	22
21	HRINAKOVA Miroslava	SVK	97.46	22	20
22	ADYKHANOVA Zhansaya	KAZ	92.09	23	23
23	SHEVELEVA Veronika	KAZ	90.82	24	21
Withdrawn					
	KIM Hae Jin	KOR	49.30	11	
Final not Reached					
	ROSADO Aislin	MEX	28.66	25	
	ALAVEZ Priscila	MEX	27.89	26	
	WOLFLAST Nina Larissa	AUT	24.44	27	
	KORRI Dimitra	GRE	21.37	28	
	CHAYANGKURA Masinee	THA	17.62	29	
	BEDROSOVA Kristina	KGZ	17.18	30	



VUYLSTEKER Florence, ISU
Referee



BILLOW Emilie, ISU
Technical Controller

LEGEND

FS Free Skating

SP Short Program



Medallists

Medal	Name	Country
GOLD	RADIONOVA Elena	RUS - Russian Federation
SILVER	NITAYA Rin	JPN - Japan
BRONZE	ISOBE Hinano	JPN - Japan



ISU Technical Panel and Panel of Judges

Technical Panel

Function

Name

Technical Controller	BILLOW Emilie	ISU
Technical Specialist	GALAMBOS Sandor	ISU
Assistant Technical Specialist	CHUNG Jae-Eun	ISU

Panel of Judges

Function

Name

Referee	VUYLSTEKER Florence	ISU
Judge No.1	ANDO Miwako	JPN
Judge No.2	MAKAROVA Anastassia	UKR
Judge No.3	WALDECK Andreas	GER
Judge No.4	SKOK Natasa	SLO
Judge No.5	WU Eddy	TPE
Judge No.6	KUANISHEVA Aigul	KAZ
Judge No.7	BOEHM Allan	SVK

Data / Replay Operators

Function

Name

Data Operator	HAYAKAWA Risa	ISU
Replay Operator	TUNCAY Cenap Mengü	ISU



Segment Results

Rank	Name	Country	Total Segment Score
1	RADIONOVA Elena	RUS	127.59
2	NITAYA Rin	JPN	125.28
3	ISOBE Hinano	JPN	117.49
4	LEONOVA Alena	RUS	116.37
5	KIHARA Mariko	JPN	104.01
6	TUKTAMYSHEVA Elizaveta	RUS	102.67
7	RODEGHIERO Roberta	ITA	102.17
8	ZHAO Ziquan	CHN	93.71
9	GRM Dasa	SLO	89.80
10	MAMBEKOVA Aiza	KAZ	89.53
11	RUSSO Giada	ITA	88.16
12	BREZINOVA Eliska	CZE	87.78
13	HERCEG Maria-Katharina	GER	87.60
14	JANULEVICIUTE Inga	LTU	80.78
15	TALJEGARD Josefin	SWE	78.51
16	REPOND Jérôme	SUI	76.98
17	LI Jiayin	CHN	72.19
18	SAYGI Sila	TUR	68.70
19	SCHOENBERGER Belinda	AUT	68.11
20	HRINAKOVA Miroslava	SVK	64.14
21	SHEVELEVA Veronika	KAZ	60.16
22	CHOI Hwi	KOR	60.03
23	ADYKHANOVA Zhansaya	KAZ	59.72
Withdrawn			
	KIM Hae Jin	KOR	

VUYLSTEKER Florence, ISU Referee

BILLOW Emilie, ISU Technical Controller



Almaty 2017
28TH WINTER UNIVERSIADE

Almaty Arena: Figure Skating

THU 02 FEB 2017

Figure Skating

Ladies

Free Skating



Judges Details per Skater

Rank	Name	Country	Starting Number	Total Segment Score	Total Element Score	Program Component Score (factored)	Total Deductions								
1	RADIONOVA Elena	RUS	23	127.59	62.43	66.16	-1.00								
#	Executed Elements	Info	Base Value	GOE	J1	J2	J3	J4	J5	J6	J7	J8	J9	Scores of Panel	
1	3Lz+3T		10.30	1.26	2	1	2	2	2	2	1	-	-	11.56	
2	3F	!	5.30	0.28	0	0	1	1	0	1	0	-	-	5.58	
3	CCoSp4		3.50	0.90	1	2	2	1	2	2	2	-	-	4.40	
4	StSq4		3.90	1.68	2	2	3	3	3	2	1	-	-	5.58	
5	ChSq1		2.00	1.68	1	2	2	3	3	3	2	-	-	3.68	
6	3Lz+1Lo+3S		11.99 x	-1.12	-2	-2	-1	-3	-1	-1	-2	-	-	10.87	
7	3Lo		5.61 x	-0.28	-1	0	0	-1	0	0	-1	-	-	5.33	
8	2A		3.63 x	0.50	1	1	1	1	1	2	1	-	-	4.13	
9	3Lo<+REP	<	2.77 x	-2.10	-3	-3	-3	-3	-3	-3	-3	-	-	0.67	
10	2A		3.63 x	0.10	0	0	0	0	1	1	0	-	-	3.73	
11	FCCoSp3V		2.50	0.60	0	2	1	1	2	1	1	-	-	3.10	
12	LSp4		2.70	1.10	1	2	3	3	2	2	2	-	-	3.80	
57.83														62.43	
Program Components				Factor											
Skating Skills				1.60	7.75	8.00	8.50	8.75	8.50	8.75	8.25	-	-		8.40
Transitions / Linking Footwork / Movement				1.60	7.25	7.50	8.75	8.50	8.25	8.75	7.50	-	-		8.10
Performance / Execution				1.60	7.50	7.75	8.75	8.75	8.50	8.50	7.75	-	-		8.25
Choreography / Composition				1.60	7.50	7.75	8.50	8.75	8.50	8.75	7.75	-	-		8.25
Interpretation				1.60	7.75	8.00	8.50	9.00	8.75	8.75	7.75	-	-		8.35
Judges Total Program Component Score (factored)														66.16	
Deductions:				Falls:	-1.00									-1.00	

Rank	Name	Country	Starting Number	Total Segment Score	Total Element Score	Program Component Score (factored)	Total Deductions								
2	NITAYA Rin	JPN	24	125.28	64.96	60.32	0.00								
#	Executed Elements	Info	Base Value	GOE	J1	J2	J3	J4	J5	J6	J7	J8	J9	Scores of Panel	
1	3Lo		5.10	0.98	2	1	1	1	2	2	1	-	-	6.08	
2	3F	!	5.30	0.14	0	0	1	1	0	0	0	-	-	5.44	
3	3S		4.40	1.12	2	1	2	1	2	2	1	-	-	5.52	
4	StSq4		3.90	0.70	1	1	1	1	1	1	1	-	-	4.60	
5	CCoSp4		3.50	0.30	0	0	1	1	1	1	0	-	-	3.80	
6	1Lz	!	0.66 x	-0.10	-1	-1	-1	-2	-1	0	-1	-	-	0.56	
7	3Lz+3T	!	11.33 x	0.00	1	0	0	-2	1	0	-1	-	-	11.33	
8	2A+3T+2T		9.79 x	1.12	1	1	2	2	2	2	1	-	-	10.91	
9	3Lz	!	6.60 x	0.00	0	0	0	-1	0	0	0	-	-	6.60	
10	ChSq1		2.00	1.12	1	1	2	2	2	2	1	-	-	3.12	
11	FCCoSp3		3.00	0.60	1	1	1	1	2	2	1	-	-	3.60	
12	LSp4		2.70	0.70	1	2	2	1	1	2	1	-	-	3.40	
58.28														64.96	
Program Components				Factor											
Skating Skills				1.60	7.50	7.50	7.50	7.50	7.75	7.75	7.75	-	-		7.60
Transitions / Linking Footwork / Movement				1.60	7.25	6.75	7.25	7.25	7.50	7.75	7.25	-	-		7.30
Performance / Execution				1.60	8.00	7.25	7.75	7.50	7.75	8.00	7.75	-	-		7.75
Choreography / Composition				1.60	7.75	7.25	7.75	7.50	7.50	8.00	7.50	-	-		7.60
Interpretation				1.60	7.50	7.25	7.75	7.25	7.25	8.25	7.50	-	-		7.45
Judges Total Program Component Score (factored)														60.32	
Deductions:														0.00	





Almaty 2017
28TH WINTER UNIVERSIADE

Almaty Arena: Figure Skating

THU 02 FEB 2017

Figure Skating

Ladies

Free Skating



Judges Details per Skater

Rank	Name	Country	Starting Number	Total Segment Score	Total Element Score	Program Component Score (factored)	Total Deductions							
3	ISOBE Hinano	JPN	21	117.49	58.53	58.96	0.00							
#	Executed Elements	Info	Base Value	GOE	J1	J2	J3	J4	J5	J6	J7	J8	J9	Scores of Panel
1	3Lz+3T<	!	9.00	-0.56	-2	-1	0	-2	0	-1	0	-	-	8.44
2	2Lo		1.80	0.00	0	0	0	0	1	0	0	-	-	1.80
3	2A		3.30	0.10	1	0	0	0	1	0	0	-	-	3.40
4	LSp3		2.40	1.00	2	2	3	1	2	2	2	-	-	3.40
5	StSq3		3.30	0.40	0	1	1	1	1	1	0	-	-	3.70
6	3F+2T	!	7.26 x	0.00	0	0	0	0	0	1	0	-	-	7.26
7	3Lz+2T+2Lo<	!	9.46 x	-0.84	-1	-1	0	-2	-1	-1	-2	-	-	8.62
8	3F	!	5.83 x	0.00	1	0	0	0	0	0	0	-	-	5.83
9	3S		4.84 x	0.28	1	0	1	0	1	0	0	-	-	5.12
10	CCoSp4		3.50	0.60	1	1	1	1	2	2	1	-	-	4.10
11	ChSq1		2.00	0.56	1	1	0	1	1	1	0	-	-	2.56
12	FCCoSp4		3.50	0.80	1	2	2	1	2	2	1	-	-	4.30
56.19													58.53	
Program Components				Factor										
Skating Skills				1.60	7.00	7.50	7.75	7.25	7.75	7.75	7.25	-	-	7.50
Transitions / Linking Footwork / Movement				1.60	6.75	7.00	8.00	6.75	7.50	7.50	6.75	-	-	7.10
Performance / Execution				1.60	7.75	7.25	7.75	6.75	7.75	7.75	7.00	-	-	7.50
Choreography / Composition				1.60	7.50	7.25	8.00	6.75	7.50	7.50	6.75	-	-	7.30
Interpretation				1.60	7.75	7.25	8.25	7.00	7.50	7.75	6.75	-	-	7.45
Judges Total Program Component Score (factored)														58.96
Deductions:														0.00

Rank	Name	Country	Starting Number	Total Segment Score	Total Element Score	Program Component Score (factored)	Total Deductions							
4	LEONOVA Alena	RUS	20	116.37	55.73	60.64	0.00							
#	Executed Elements	Info	Base Value	GOE	J1	J2	J3	J4	J5	J6	J7	J8	J9	Scores of Panel
1	3T+3T		8.60	0.84	1	1	2	1	2	1	1	-	-	9.44
2	1Lz	!	0.60	-0.10	-1	-1	-1	-1	0	-1	-1	-	-	0.50
3	2A		3.30	0.60	1	1	1	2	1	2	1	-	-	3.90
4	FCSp4		3.20	0.50	1	1	1	1	1	2	1	-	-	3.70
5	ChSq1		2.00	1.12	1	1	2	2	2	2	1	-	-	3.12
6	3F+2T		7.26 x	0.70	1	0	2	1	1	1	1	-	-	7.96
7	3F		5.83 x	0.98	1	1	2	2	2	1	0	-	-	6.81
8	CCoSp3		3.00	0.70	1	2	2	1	2	1	1	-	-	3.70
9	3S		4.84 x	0.84	1	1	2	2	1	1	0	-	-	5.68
10	2A+2T<	<	4.62 x	-1.00	-2	-2	-1	-2	-2	-3	-2	-	-	3.62
11	StSq3		3.30	0.90	1	2	2	2	2	2	1	-	-	4.20
12	LSp4		2.70	0.40	0	1	1	0	1	1	1	-	-	3.10
49.25													55.73	
Program Components				Factor										
Skating Skills				1.60	7.50	7.25	8.75	7.50	7.50	7.50	7.50	-	-	7.50
Transitions / Linking Footwork / Movement				1.60	7.00	7.50	8.50	7.25	7.25	7.50	7.00	-	-	7.30
Performance / Execution				1.60	7.50	7.25	8.50	7.50	7.50	7.75	7.50	-	-	7.55
Choreography / Composition				1.60	7.75	7.50	8.75	7.75	7.50	8.00	7.25	-	-	7.70
Interpretation				1.60	8.00	7.50	8.50	8.25	7.50	8.00	7.25	-	-	7.85
Judges Total Program Component Score (factored)														60.64
Deductions:														0.00





Judges Details per Skater

Rank	Name	Country	Starting Number	Total Segment Score	Total Element Score	Program Component Score (factored)	Total Deductions
5	KIHARA Mariko	JPN	17	104.01	50.81	53.20	0.00

#	Executed Elements	Info	Base Value	GOE	J1	J2	J3	J4	J5	J6	J7	J8	J9	Scores of Panel
1	3F<	!	3.70	-1.12	-2	-2	-1	-2	-2	-1	-1	-	-	2.58
2	3Lz	!	6.00	-0.14	0	0	-1	-1	0	0	0	-	-	5.86
3	3Lo+2T+2Lo		8.20	0.56	2	0	1	1	1	1	0	-	-	8.76
4	CCoSp3		3.00	0.60	1	1	1	2	2	0	1	-	-	3.60
5	1A		1.10	0.12	1	1	0	1	1	0	0	-	-	1.22
6	2A+3T		8.36	x 0.56	1	1	1	0	1	1	0	-	-	8.92
7	ChSq1		2.00	0.42	2	0	0	1	1	1	0	-	-	2.42
8	3Lo+2T		7.04	x 0.28	1	0	1	0	1	0	0	-	-	7.32
9	3S<	<	3.41	x -0.70	-1	-1	-1	-1	-1	-1	-1	-	-	2.71
10	FSSp4		3.00	0.60	2	2	1	1	1	1	0	-	-	3.60
11	StSq2		2.60	0.60	2	1	1	2	1	1	1	-	-	3.20
12	CSpB		1.10	-0.48	-1	-2	-1	-2	0	-2	-2	-	-	0.62
49.51														50.81

Program Components **Factor**

Skating Skills	1.60	7.00	7.00	6.00	6.75	6.50	6.75	6.25	-	-				6.65
Transitions / Linking Footwork / Movement	1.60	6.75	7.25	6.25	6.50	6.25	6.50	6.00	-	-				6.45
Performance / Execution	1.60	7.25	7.00	6.25	6.75	6.50	6.75	6.00	-	-				6.65
Choreography / Composition	1.60	7.25	6.75	6.50	7.00	6.25	6.75	6.00	-	-				6.65
Interpretation	1.60	7.50	7.25	6.50	7.25	6.25	7.00	6.25	-	-				6.85
Judges Total Program Component Score (factored)														53.20

Deductions: 0.00

Rank	Name	Country	Starting Number	Total Segment Score	Total Element Score	Program Component Score (factored)	Total Deductions
6	TUKTAMYSHEVA Elizaveta	RUS	22	102.67	45.55	61.12	-4.00

#	Executed Elements	Info	Base Value	GOE	J1	J2	J3	J4	J5	J6	J7	J8	J9	Scores of Panel
1	3T+3T		8.60	1.96	3	3	3	3	2	3	2	-	-	10.56
2	3Lz		6.00	-2.10	-3	-3	-3	-3	-3	-3	-3	-	-	3.90
3	3F<	<	3.70	-1.26	-2	-2	-1	-3	-1	-2	-2	-	-	2.44
4	FSSp3		2.60	0.50	1	2	1	0	1	2	0	-	-	3.10
5	LSp4		2.70	0.70	1	2	0	1	2	2	1	-	-	3.40
6	3Lz+REP		4.62	x -2.10	-3	-3	-3	-3	-3	-3	-3	-	-	2.52
7	2Lo		1.98	x 0.00	0	0	0	0	0	0	0	-	-	1.98
8	2A		3.63	x 0.50	1	1	1	1	2	1	0	-	-	4.13
9	StSq3		3.30	0.30	0	1	1	1	2	0	0	-	-	3.60
10	3S		4.84	x -2.10	-3	-3	-3	-3	-3	-3	-3	-	-	2.74
11	ChSq1		2.00	0.98	-1	1	2	3	2	2	0	-	-	2.98
12	CCoSp4		3.50	0.70	0	2	1	0	2	2	2	-	-	4.20
47.47														45.55

Program Components **Factor**

Skating Skills	1.60	7.75	7.75	8.25	8.00	8.25	7.75	7.50	-	-				7.90
Transitions / Linking Footwork / Movement	1.60	7.00	7.50	7.50	7.75	7.75	7.75	7.25	-	-				7.55
Performance / Execution	1.60	6.50	7.25	7.25	7.75	7.75	7.75	6.50	-	-				7.30
Choreography / Composition	1.60	7.25	7.50	8.00	8.50	8.25	8.00	7.25	-	-				7.80
Interpretation	1.60	7.25	7.50	7.00	8.25	8.25	8.25	7.00	-	-				7.65
Judges Total Program Component Score (factored)														61.12

Deductions: Falls: -4.00





Almaty 2017
28TH WINTER UNIVERSIADE

Almaty Arena: Figure Skating

THU 02 FEB 2017

Figure Skating

Ladies

Free Skating



Judges Details per Skater

Rank	Name	Country	Starting Number	Total Segment Score	Total Element Score	Program Component Score (factored)	Total Deductions							
7	RODEGHIERO Roberta	ITA	19	102.17	47.17	56.00	-1.00							
#	Executed Elements	Info	Base Value	GOE	J1	J2	J3	J4	J5	J6	J7	J8	J9	Scores of Panel
1	3Lz	!	6.00	0.00	-1	0	0	1	0	0	0	-	-	6.00
2	3F+2T		6.60	0.14	1	0	0	0	1	0	-1	-	-	6.74
3	3Lo		5.10	-0.98	-2	-1	-1	-2	-1	-1	-2	-	-	4.12
4	LSp4		2.70	0.50	1	1	1	1	1	1	1	-	-	3.20
5	StSq3		3.30	0.80	1	1	2	2	2	2	1	-	-	4.10
6	ChSq1		2.00	0.84	0	1	2	2	1	1	1	-	-	2.84
7	3F<	<	4.07 x	-2.10	-3	-3	-3	-3	-3	-3	-3	-	-	1.97
8	3T+1A+SEQ		4.75 x	-1.68	-2	-3	-3	-2	0	-3	-2	-	-	3.07
9	3S		4.84 x	-0.14	-1	0	-1	0	0	0	0	-	-	4.70
10	2A		3.63 x	0.00	0	0	0	0	0	0	0	-	-	3.63
11	FCCoSp4		3.50	0.40	0	1	1	1	1	1	0	-	-	3.90
12	CCoSp2		2.50	0.40	0	1	1	1	1	0	1	-	-	2.90
48.99													47.17	
Program Components			Factor											
Skating Skills			1.60	6.75	6.75	7.25	7.25	7.25	7.25	7.00	7.00	-	-	7.05
Transitions / Linking Footwork / Movement			1.60	6.00	6.50	7.75	6.75	6.75	7.00	6.50	-	-	6.70	
Performance / Execution			1.60	6.25	6.75	7.75	7.00	7.25	7.25	6.75	-	-	7.00	
Choreography / Composition			1.60	6.50	7.00	7.75	7.25	7.00	7.50	6.75	-	-	7.10	
Interpretation			1.60	6.50	7.00	8.00	7.00	7.25	7.50	7.00	-	-	7.15	
Judges Total Program Component Score (factored)														56.00
Deductions:			Falls: -1.00											-1.00

Rank	Name	Country	Starting Number	Total Segment Score	Total Element Score	Program Component Score (factored)	Total Deductions							
8	ZHAO Ziquan	CHN	16	93.71	45.79	47.92	0.00							
#	Executed Elements	Info	Base Value	GOE	J1	J2	J3	J4	J5	J6	J7	J8	J9	Scores of Panel
1	2Lz		2.10	0.12	0	0	0	1	1	0	1	-	-	2.22
2	2A+1Lo+3S		8.20	0.14	0	0	0	1	1	0	0	-	-	8.34
3	3Lo<	<	3.60	-1.12	-1	-2	-1	-2	-1	-2	-2	-	-	2.48
4	CCoSp4		3.50	0.50	1	0	1	1	1	1	1	-	-	4.00
5	ChSq1		2.00	0.14	0	0	0	1	1	0	0	-	-	2.14
6	FCSp3		2.80	0.40	1	0	1	0	1	1	1	-	-	3.20
7	3T+2T		6.16 x	0.56	1	0	0	1	1	1	1	-	-	6.72
8	3Lo<+REP	<	2.77 x	-1.68	-3	-2	-2	-2	-2	-3	-3	-	-	1.09
9	3T		4.73 x	0.14	1	0	0	0	1	0	0	-	-	4.87
10	StSq3		3.30	0.10	0	0	0	1	1	0	0	-	-	3.40
11	2A		3.63 x	0.30	1	0	0	1	1	0	1	-	-	3.93
12	LSp4		2.70	0.70	2	1	2	2	1	1	1	-	-	3.40
45.49													45.79	
Program Components			Factor											
Skating Skills			1.60	5.75	6.50	5.75	6.25	6.50	5.25	6.25	-	-	6.10	
Transitions / Linking Footwork / Movement			1.60	5.50	5.75	6.00	5.50	6.00	5.00	5.50	-	-	5.65	
Performance / Execution			1.60	6.00	6.00	5.50	6.25	6.50	5.00	6.50	-	-	6.05	
Choreography / Composition			1.60	6.00	6.25	6.00	6.00	6.25	5.25	6.50	-	-	6.10	
Interpretation			1.60	6.00	6.25	5.75	6.00	6.25	5.25	6.25	-	-	6.05	
Judges Total Program Component Score (factored)														47.92
Deductions:														0.00



Judges Details per Skater

Rank	Name	Country	Starting Number	Total Segment Score	Total Element Score	Program Component Score (factored)	Total Deductions								
9	GRM Dasa	SLO	13	89.80	41.72	48.08	0.00								
#	Executed Elements	Info	Base Value	GOE	J1	J2	J3	J4	J5	J6	J7	J8	J9	Scores of Panel	
1	3Lz+2T		7.30	-0.70	1	-2	-1	-2	-1	-1	0	-	-	6.60	
2	3F	!	5.30	-0.42	-1	0	-1	1	-1	-1	0	-	-	4.88	
3	3T+1Lo+1S		5.20	0.00	0	0	0	0	0	0	0	-	-	5.20	
4	CCoSp4		3.50	0.50	1	1	1	1	1	1	1	-	-	4.00	
5	ChSq1		2.00	0.70	1	0	1	1	1	1	1	-	-	2.70	
6	2Lz+2T	!	3.74 x	-0.24	-1	0	-1	-1	-1	-1	0	-	-	3.50	
7	2A		3.63 x	-0.80	-1	-2	-1	-2	-2	-2	-1	-	-	2.83	
8	1A		1.21 x	0.00	0	0	0	0	0	0	0	-	-	1.21	
9	FCCoSp4		3.50	0.50	1	1	1	1	2	0	1	-	-	4.00	
10	2T*	*	0.00 x	0.00	-	-	-	-	-	-	-	-	-	0.00	
11	StSq3		3.30	0.60	1	1	1	2	2	0	1	-	-	3.90	
12	FSSp3		2.60	0.30	1	0	0	1	1	1	0	-	-	2.90	
41.28													41.72		
Program Components			Factor												
Skating Skills			1.60	5.75	6.75	6.00	6.75	6.25	5.25	6.25	-	-	-	-	6.20
Transitions / Linking Footwork / Movement			1.60	5.50	6.00	5.75	6.25	6.00	5.00	5.50	-	-	-	-	5.75
Performance / Execution			1.60	5.50	6.50	6.00	6.50	6.25	5.50	6.00	-	-	-	-	6.05
Choreography / Composition			1.60	6.00	6.25	6.00	6.50	6.00	5.75	5.75	-	-	-	-	6.00
Interpretation			1.60	6.00	6.75	5.75	6.50	6.25	5.50	5.75	-	-	-	-	6.05
Judges Total Program Component Score (factored)														48.08	
Deductions:														0.00	

Rank	Name	Country	Starting Number	Total Segment Score	Total Element Score	Program Component Score (factored)	Total Deductions								
10	MAMBEKOVA Aiza	KAZ	11	89.53	42.89	46.64	0.00								
#	Executed Elements	Info	Base Value	GOE	J1	J2	J3	J4	J5	J6	J7	J8	J9	Scores of Panel	
1	3S+2T		5.70	-0.14	0	0	0	0	-1	1	-1	-	-	5.56	
2	3S		4.40	-1.40	-2	-1	-2	-2	-2	-2	-2	-	-	3.00	
3	2A+1Lo+2F		5.70	0.20	0	0	0	1	1	1	0	-	-	5.90	
4	CCoSp3		3.00	0.60	1	1	0	1	2	2	1	-	-	3.60	
5	2Lo		1.80	0.18	1	0	1	1	1	0	0	-	-	1.98	
6	2Lz		2.10	0.00	0	0	0	0	0	0	0	-	-	2.10	
7	2A		3.63 x	0.20	1	0	0	0	1	0	1	-	-	3.83	
8	FSSp4		3.00	0.50	1	1	1	0	1	2	1	-	-	3.50	
9	StSq3		3.30	0.30	1	0	0	2	1	1	0	-	-	3.60	
10	2Lz+2T		3.74 x	0.12	1	0	0	1	1	0	0	-	-	3.86	
11	ChSq1		2.00	0.56	1	0	1	1	1	2	0	-	-	2.56	
12	LSp3		2.40	1.00	2	2	1	2	2	2	2	-	-	3.40	
40.77													42.89		
Program Components			Factor												
Skating Skills			1.60	5.50	6.00	5.50	5.50	5.75	6.75	5.75	-	-	-	-	5.70
Transitions / Linking Footwork / Movement			1.60	5.25	6.50	5.75	5.25	5.75	6.50	5.50	-	-	-	-	5.75
Performance / Execution			1.60	6.00	6.00	6.00	5.50	6.00	6.75	5.75	-	-	-	-	5.95
Choreography / Composition			1.60	5.75	5.75	5.50	5.75	6.00	6.75	5.50	-	-	-	-	5.75
Interpretation			1.60	6.00	5.75	6.00	6.00	6.00	7.00	6.00	-	-	-	-	6.00
Judges Total Program Component Score (factored)														46.64	
Deductions:														0.00	



Almaty 2017
28TH WINTER UNIVERSIADE

Almaty Arena: Figure Skating

THU 02 FEB 2017

Figure Skating

Ladies

Free Skating



Judges Details per Skater

Rank	Name	Country	Starting Number	Total Segment Score	Total Element Score	Program Component Score (factored)	Total Deductions								
11	RUSSO Giada	ITA	8	88.16	42.76	46.40	-1.00								
#	Executed Elements	Info	Base Value	GOE	J1	J2	J3	J4	J5	J6	J7	J8	J9	Scores of Panel	
1	2A		3.30	0.50	1	0	1	1	1	1	1	-	-	3.80	
2	3S+2T		5.70	-0.98	-1	-1	-2	-1	-1	-2	-2	-	-	4.72	
3	3Lo<<	<<	1.80	-0.54	-2	-1	-2	-2	-1	-3	-2	-	-	1.26	
4	3T<<	<<	1.30	-0.60	-3	-3	-3	-3	-3	-3	-3	-	-	0.70	
5	ChSq1		2.00	0.98	1	0	1	2	1	2	2	-	-	2.98	
6	FSSp4		3.00	0.40	1	0	1	0	1	1	1	-	-	3.40	
7	3T+2T		6.16 x	-1.12	-1	-2	-2	-1	-1	-2	-2	-	-	5.04	
8	3S		4.84 x	0.28	1	0	0	1	1	0	0	-	-	5.12	
9	2A+1Lo<+2F	<	6.16 x	-0.50	-1	-1	-1	-1	0	-1	-1	-	-	5.66	
10	CCoSp3V		2.50	-0.06	0	0	0	-1	0	-1	0	-	-	2.44	
11	StSq4		3.90	0.84	1	0	2	2	1	1	1	-	-	4.74	
12	LSp4		2.70	0.20	0	0	0	0	1	1	1	-	-	2.90	
			43.36										42.76		
Program Components			Factor												
Skating Skills			1.60	5.50	6.25	5.25	6.50	6.00	5.50	6.00	-	-	-	-	5.85
Transitions / Linking Footwork / Movement			1.60	5.25	5.50	6.00	6.25	6.00	5.00	5.00	-	-	-	-	5.55
Performance / Execution			1.60	5.50	6.00	5.75	6.50	6.25	5.25	6.00	-	-	-	-	5.90
Choreography / Composition			1.60	5.75	6.00	5.75	6.75	6.00	5.50	5.50	-	-	-	-	5.80
Interpretation			1.60	6.00	5.75	5.75	6.75	6.25	5.50	5.75	-	-	-	-	5.90
Judges Total Program Component Score (factored)															46.40
Deductions:			Falls:	-1.00											-1.00

Rank	Name	Country	Starting Number	Total Segment Score	Total Element Score	Program Component Score (factored)	Total Deductions								
12	BREZINOVA Eliska	CZE	14	87.78	42.58	47.20	-2.00								
#	Executed Elements	Info	Base Value	GOE	J1	J2	J3	J4	J5	J6	J7	J8	J9	Scores of Panel	
1	3S		4.40	0.70	1	1	1	1	1	1	1	-	-	5.10	
2	1Lz		0.60	-0.02	-1	0	0	0	0	-1	0	-	-	0.58	
3	3Lo		5.10	0.42	1	0	1	0	1	0	1	-	-	5.52	
4	FCSSp4		3.00	0.50	1	1	1	0	1	1	1	-	-	3.50	
5	3T		4.30	0.00	0	0	0	1	0	0	0	-	-	4.30	
6	StSq3		3.30	0.20	1	1	0	0	1	0	0	-	-	3.50	
7	3Lz		6.60 x	-2.10	-3	-3	-3	-3	-3	-3	-3	-	-	4.50	
8	2S+2A+SEQ		4.05 x	-1.50	-3	-3	-3	-3	-3	-3	-2	-	-	2.55	
9	ChSq1		2.00	0.70	1	0	1	1	1	1	2	-	-	2.70	
10	CCoSp3		3.00	0.50	1	1	1	0	2	1	1	-	-	3.50	
11	2A		3.63 x	-0.80	-1	-2	-2	-1	-1	-2	-2	-	-	2.83	
12	FCCoSp4		3.50	0.50	1	1	1	0	2	1	1	-	-	4.00	
			43.48										42.58		
Program Components			Factor												
Skating Skills			1.60	6.00	6.75	6.25	5.75	6.25	5.75	6.50	-	-	-	-	6.15
Transitions / Linking Footwork / Movement			1.60	5.00	6.25	5.50	5.25	5.75	5.25	5.75	-	-	-	-	5.50
Performance / Execution			1.60	5.75	6.25	5.75	5.50	6.00	5.50	6.25	-	-	-	-	5.85
Choreography / Composition			1.60	6.25	6.75	6.00	5.50	6.00	5.75	6.00	-	-	-	-	6.00
Interpretation			1.60	6.00	6.50	5.75	5.25	6.00	6.00	6.25	-	-	-	-	6.00
Judges Total Program Component Score (factored)															47.20
Deductions:			Falls:	-2.00											-2.00



Almaty 2017
28TH WINTER UNIVERSIADE

Almaty Arena: Figure Skating

THU 02 FEB 2017

Figure Skating

Ladies

Free Skating



Judges Details per Skater

Rank	Name	Country	Starting Number	Total Segment Score	Total Element Score	Program Component Score (factored)	Total Deductions							
13	HERCEG Maria-Katharina	GER	18	87.60	37.96	50.64	-1.00							
#	Executed Elements	Info	Base Value	GOE	J1	J2	J3	J4	J5	J6	J7	J8	J9	Scores of Panel
1	1A+1Lo+3S		6.00	-0.70	-1	-1	-1	-1	-1	-1	-1	-	-	5.30
2	3Lo		5.10	-2.10	-3	-3	-3	-3	-3	-3	-3	-	-	3.00
3	3T+1T		4.70	0.00	0	0	0	0	0	0	0	-	-	4.70
4	2S		1.30	0.08	0	0	1	1	1	0	0	-	-	1.38
5	LSp4		2.70	0.40	1	1	1	0	1	1	0	-	-	3.10
6	ChSq1		2.00	1.12	1	1	2	2	2	1	2	-	-	3.12
7	2A		3.63 x	0.90	2	2	1	2	2	2	1	-	-	4.53
8	FCSp2		2.30	0.40	1	1	1	1	1	0	0	-	-	2.70
9	2Fe	e	1.54 x	-0.54	-2	-2	-2	-1	-1	-2	-2	-	-	1.00
10	2T		1.43 x	0.00	0	0	0	0	1	0	0	-	-	1.43
11	StSq3		3.30	0.40	1	0	1	2	1	1	0	-	-	3.70
12	CCoSp4		3.50	0.50	1	1	1	1	1	1	1	-	-	4.00
			37.50										37.96	
Program Components			Factor											
Skating Skills			1.60	7.00	6.50	6.50	6.50	6.50	6.50	6.25	6.25	-	-	6.45
Transitions / Linking Footwork / Movement			1.60	6.50	6.00	5.75	6.25	6.00	6.00	6.00	-	-	6.05	
Performance / Execution			1.60	6.50	6.25	6.25	6.50	6.50	6.00	6.25	-	-	6.35	
Choreography / Composition			1.60	6.75	6.50	6.50	6.50	6.25	6.50	6.00	-	-	6.45	
Interpretation			1.60	7.00	6.25	6.00	6.50	6.50	6.25	6.25	-	-	6.35	
Judges Total Program Component Score (factored)														50.64
Deductions:			Falls:	-1.00									-1.00	

Rank	Name	Country	Starting Number	Total Segment Score	Total Element Score	Program Component Score (factored)	Total Deductions							
14	JANULEVICIUTE Inga	LTU	10	80.78	40.50	41.28	-1.00							
#	Executed Elements	Info	Base Value	GOE	J1	J2	J3	J4	J5	J6	J7	J8	J9	Scores of Panel
1	2A+1Lo<+2S	<	5.00	-0.60	-1	-1	-2	-1	-1	-1	-2	-	-	4.40
2	3Lz+2T		7.30	0.00	1	0	0	0	0	0	0	-	-	7.30
3	3Lz		6.00	-0.56	0	-1	-1	-1	-1	0	-1	-	-	5.44
4	FCSp4		3.20	0.04	-1	0	0	-1	1	1	0	-	-	3.24
5	3S<	<	3.10	-0.70	-1	-1	-1	-1	-1	-1	-1	-	-	2.40
6	2Fe+2Lo	e	3.20	-0.60	-2	-2	-2	-2	-1	-2	-2	-	-	2.60
7	CCoSp3		3.00	0.10	0	0	0	0	1	0	1	-	-	3.10
8	ChSq1		2.00	0.28	0	0	0	0	1	1	1	-	-	2.28
9	2A		3.63 x	-1.50	-3	-3	-3	-3	-3	-3	-3	-	-	2.13
10	2Lz		2.31 x	0.00	0	0	0	1	0	0	0	-	-	2.31
11	LSp3		2.40	0.30	1	0	0	1	1	0	1	-	-	2.70
12	StSq2		2.60	0.00	0	0	0	0	1	0	0	-	-	2.60
			43.74										40.50	
Program Components			Factor											
Skating Skills			1.60	4.75	5.75	5.00	5.50	5.50	5.00	6.00	-	-	5.35	
Transitions / Linking Footwork / Movement			1.60	4.00	4.75	4.75	5.00	5.25	4.75	5.50	-	-	4.90	
Performance / Execution			1.60	4.75	5.25	5.00	5.25	5.50	5.00	5.75	-	-	5.20	
Choreography / Composition			1.60	4.00	5.00	5.00	5.50	5.50	5.25	5.75	-	-	5.25	
Interpretation			1.60	4.00	5.00	4.75	5.25	5.50	5.00	5.50	-	-	5.10	
Judges Total Program Component Score (factored)														41.28
Deductions:			Falls:	-1.00									-1.00	





Judges Details per Skater

Rank	Name	Country	Starting Number	Total Segment Score	Total Element Score	Program Component Score (factored)	Total Deductions							
15	TALJEGARD Josefin	SWE	9	78.51	34.51	44.00	0.00							
#	Executed Elements	Info	Base Value	GOE	J1	J2	J3	J4	J5	J6	J7	J8	J9	Scores of Panel
1	2A		3.30	0.00	0	0	0	0	0	0	0	-	-	3.30
2	3S		4.40	0.42	1	0	1	1	1	0	0	-	-	4.82
3	3T		4.30	0.00	1	0	0	-1	0	0	0	-	-	4.30
4	3S<+REP	<	2.17	-0.70	-1	-2	-1	-1	-1	-1	-1	-	-	1.47
5	CSSp4		3.00	0.20	1	0	1	0	1	0	0	-	-	3.20
6	3T<+REP	<	2.10	-1.68	-1	-2	-3	-3	-2	-2	-3	-	-	0.42
7	StSq3		3.30	0.50	1	1	1	1	1	1	0	-	-	3.80
8	2F		2.09	x 0.00	0	0	0	0	1	0	0	-	-	2.09
9	2A<	<	2.53	x -0.70	-1	-2	-1	-1	-2	-2	-1	-	-	1.83
10	FCSp4		3.20	0.00	0	0	0	0	1	-1	0	-	-	3.20
11	ChSq1		2.00	0.28	0	0	1	0	1	1	0	-	-	2.28
12	CCoSp4		3.50	0.30	0	0	1	0	1	1	1	-	-	3.80
35.89													34.51	
Program Components				Factor										
Skating Skills				1.60	5.00	6.00	5.75	5.00	5.50	5.50	5.75	-	-	5.50
Transitions / Linking Footwork / Movement				1.60	4.75	5.50	6.00	4.75	5.50	5.25	5.50	-	-	5.30
Performance / Execution				1.60	4.75	5.75	6.00	5.00	5.75	5.75	5.50	-	-	5.55
Choreography / Composition				1.60	5.00	5.50	5.75	5.25	5.50	5.75	5.50	-	-	5.50
Interpretation				1.60	5.00	5.75	5.75	5.50	5.75	5.75	5.50	-	-	5.65
Judges Total Program Component Score (factored)														44.00
Deductions:														0.00

Rank	Name	Country	Starting Number	Total Segment Score	Total Element Score	Program Component Score (factored)	Total Deductions							
16	REPOND Jérôme	SUI	7	76.98	37.62	39.36	0.00							
#	Executed Elements	Info	Base Value	GOE	J1	J2	J3	J4	J5	J6	J7	J8	J9	Scores of Panel
1	3Lo+2T		6.40	-0.14	-1	0	0	0	0	-1	0	-	-	6.26
2	3T+3T		8.60	-0.14	0	-1	0	-1	0	0	0	-	-	8.46
3	2Lo<<	<<	0.50	-0.30	-3	-3	-3	-3	-3	-3	-3	-	-	0.20
4	2S+2T+2Lo<	<	3.90	-0.30	-1	-1	-1	-1	-1	-1	-1	-	-	3.60
5	CCoSp3		3.00	0.10	0	0	0	1	1	0	0	-	-	3.10
6	FSSp3		2.60	0.00	0	0	0	-1	0	0	0	-	-	2.60
7	StSq2		2.60	0.00	0	0	0	0	1	0	0	-	-	2.60
8	2A		3.63	x 0.00	0	0	0	0	0	0	0	-	-	3.63
9	3S<	<	3.41	x -0.84	-1	-1	-2	-1	-1	-1	-2	-	-	2.57
10	ChSq1		2.00	0.00	0	0	0	0	1	0	0	-	-	2.00
11	1A<<	<<	0.00	x 0.00	-	-	-	-	-	-	-	-	-	0.00
12	LSp3		2.40	0.20	-1	0	0	1	1	0	1	-	-	2.60
39.04													37.62	
Program Components				Factor										
Skating Skills				1.60	4.50	5.25	5.25	5.25	5.25	4.75	5.75	-	-	5.15
Transitions / Linking Footwork / Movement				1.60	4.00	4.50	4.75	4.75	4.75	4.50	5.00	-	-	4.65
Performance / Execution				1.60	4.25	5.00	4.50	4.75	5.00	4.75	5.50	-	-	4.80
Choreography / Composition				1.60	4.00	5.25	5.00	4.75	5.00	5.00	5.50	-	-	5.00
Interpretation				1.60	4.00	5.00	4.75	5.00	5.00	5.25	5.25	-	-	5.00
Judges Total Program Component Score (factored)														39.36
Deductions:														0.00



Almaty 2017
28TH WINTER UNIVERSIADE

Almaty Arena: Figure Skating

THU 02 FEB 2017

Figure Skating

Ladies

Free Skating



Judges Details per Skater

Rank	Name	Country	Starting Number	Total Segment Score	Total Element Score	Program Component Score (factored)	Total Deductions								
17	LI Jiayin	CHN	1	72.19	37.03	36.16	-1.00								
#	Executed Elements	Info	Base Value	GOE	J1	J2	J3	J4	J5	J6	J7	J8	J9	Scores of Panel	
1	3S<	<	3.10	-1.40	-2	-2	-2	-2	-1	-2	-2	-	-	1.70	
2	3T+2T<	<	5.20	-1.54	-2	-2	-3	-3	-2	-2	-1	-	-	3.66	
3	2A+1Lo+2S		5.10	0.00	1	0	0	0	0	0	0	-	-	5.10	
4	FCSp4		3.20	0.00	0	0	0	0	1	0	0	-	-	3.20	
5	3T		4.30	-0.42	0	0	-1	-1	-1	0	-1	-	-	3.88	
6	2A		3.30	0.00	0	0	0	1	0	0	0	-	-	3.30	
7	2F		2.09	x 0.00	0	0	0	1	0	0	0	-	-	2.09	
8	CCoSp4		3.50	0.20	0	0	0	1	1	0	1	-	-	3.70	
9	2Lz+2T<	<	3.30	x -0.30	-1	-1	-1	-1	-1	-1	-1	-	-	3.00	
10	StSq2		2.60	0.00	0	0	0	0	0	0	0	-	-	2.60	
11	ChSq1		2.00	0.00	0	0	0	0	0	0	1	-	-	2.00	
12	LSp4		2.70	0.10	0	0	0	-1	1	0	1	-	-	2.80	
40.39													37.03		
Program Components				Factor											
Skating Skills				1.60	4.50	4.75	4.75	4.75	5.00	4.75	4.50	-	-	4.70	
Transitions / Linking Footwork / Movement				1.60	3.75	4.25	4.25	4.50	4.50	4.50	3.00	-	-	4.25	
Performance / Execution				1.60	4.00	4.50	4.50	4.50	5.00	4.75	4.25	-	-	4.50	
Choreography / Composition				1.60	4.00	4.75	4.75	4.75	4.75	5.00	4.00	-	-	4.60	
Interpretation				1.60	3.50	4.50	4.75	4.75	5.00	4.75	4.00	-	-	4.55	
Judges Total Program Component Score (factored)														36.16	
Deductions:				Time violation:	-1.00										-1.00

Rank	Name	Country	Starting Number	Total Segment Score	Total Element Score	Program Component Score (factored)	Total Deductions							
18	SAYGI Sila	TUR	6	68.70	29.34	39.36	0.00							
#	Executed Elements	Info	Base Value	GOE	J1	J2	J3	J4	J5	J6	J7	J8	J9	Scores of Panel
1	3T<<	<<	1.30	-0.40	-2	-2	-2	-3	-2	-2	-2	-	-	0.90
2	2S+2T		2.60	0.00	0	0	0	0	0	0	0	-	-	2.60
3	1S		0.40	-0.06	-1	-2	0	-1	0	-1	0	-	-	0.34
4	CCoSp4		3.50	0.20	0	0	0	1	1	0	1	-	-	3.70
5	ChSq1		2.00	0.56	0	0	1	1	1	1	1	-	-	2.56
6	2A+2T<	<	4.20	-0.50	-1	-1	-2	-1	-1	-1	-1	-	-	3.70
7	2Lz+1Lo		2.86	x 0.00	0	0	0	0	0	0	0	-	-	2.86
8	2A		3.63	x 0.30	1	0	0	1	0	1	1	-	-	3.93
9	FCCoSp3		3.00	0.30	1	0	0	0	1	1	1	-	-	3.30
10	StSq2		2.60	0.40	1	0	0	1	1	1	1	-	-	3.00
11	1F		0.55	x -0.04	0	-1	-1	0	0	-1	0	-	-	0.51
12	LSp2		1.90	0.04	0	0	0	-1	1	-1	1	-	-	1.94
28.54													29.34	
Program Components				Factor										
Skating Skills				1.60	4.75	5.25	4.75	4.50	5.00	4.75	5.25	-	-	4.90
Transitions / Linking Footwork / Movement				1.60	4.25	4.75	5.00	4.00	4.75	4.50	5.00	-	-	4.65
Performance / Execution				1.60	4.25	5.00	5.00	4.25	5.50	5.00	5.50	-	-	4.95
Choreography / Composition				1.60	4.50	5.25	4.75	4.75	5.25	5.00	5.50	-	-	5.00
Interpretation				1.60	4.75	5.00	5.00	4.75	5.50	5.25	5.75	-	-	5.10
Judges Total Program Component Score (factored)														39.36
Deductions:														0.00





Almaty 2017
28TH WINTER UNIVERSIADE

Almaty Arena: Figure Skating

THU 02 FEB 2017

Figure Skating

Ladies

Free Skating



Judges Details per Skater

Rank	Name	Country	Starting Number	Total Segment Score	Total Element Score	Program Component Score (factored)	Total Deductions
19	SCHOENBERGER Belinda	AUT	12	68.11	28.99	39.12	0.00

#	Executed Elements	Info	Base Value	GOE	J1	J2	J3	J4	J5	J6	J7	J8	J9	Scores of Panel
1	3Lz<+2T	<	5.50	-0.98	-2	-2	-2	-1	-1	-1	-1	-	-	4.52
2	3F<<	<<	1.90	-0.90	-3	-3	-3	-3	-2	-3	-3	-	-	1.00
3	2Lz		2.10	0.00	0	0	0	0	0	-1	1	-	-	2.10
4	3T<+2T	<	4.30	-0.98	-1	-2	-2	-1	-1	-2	-1	-	-	3.32
5	FCCoSp3V		2.50	-0.12	-1	-1	0	-1	0	0	0	-	-	2.38
6	3T<<	<<	1.30	-0.60	-3	-3	-3	-3	-3	-3	-3	-	-	0.70
7	1A+1Lo<+2S	<	3.08 x	-0.20	-1	-1	-1	-1	-1	-1	-1	-	-	2.88
8	2F	!	2.09 x	-0.24	-1	-1	-2	0	-1	-1	0	-	-	1.85
9	CCoSp2		2.50	-0.24	-1	-1	-1	0	0	-1	-1	-	-	2.26
10	ChSq1		2.00	0.28	0	0	0	0	0	1	1	-	-	2.28
11	LSp3		2.40	0.00	0	0	0	0	1	0	0	-	-	2.40
12	StSq3		3.30	0.00	0	0	0	0	1	0	0	-	-	3.30
32.97														28.99

Program Components

Factor

Skating Skills	1.60	5.00	4.75	5.25	4.75	5.25	5.25	5.50	-	-	-	-	-	5.10
Transitions / Linking Footwork / Movement	1.60	4.75	4.00	5.25	4.50	5.00	4.75	5.00	-	-	-	-	-	4.80
Performance / Execution	1.60	4.25	4.50	5.00	4.50	5.25	5.00	5.25	-	-	-	-	-	4.85
Choreography / Composition	1.60	4.50	4.50	5.25	4.75	5.00	5.00	5.25	-	-	-	-	-	4.90
Interpretation	1.60	4.50	4.25	5.00	4.50	5.25	4.75	5.25	-	-	-	-	-	4.80
Judges Total Program Component Score (factored)														39.12

Deductions:

0.00

Rank	Name	Country	Starting Number	Total Segment Score	Total Element Score	Program Component Score (factored)	Total Deductions
20	HRINAKOVA Miroslava	SVK	3	64.14	26.94	37.20	0.00

#	Executed Elements	Info	Base Value	GOE	J1	J2	J3	J4	J5	J6	J7	J8	J9	Scores of Panel
1	2A<<	<<	1.10	-0.60	-3	-3	-3	-3	-3	-3	-2	-	-	0.50
2	2A<	<	2.30	-0.50	-1	-1	-1	-1	-1	-1	-1	-	-	1.80
3	FCCoSp3V		2.50	0.00	0	0	0	-1	0	0	1	-	-	2.50
4	2F+2T		3.20	0.00	0	0	0	0	0	0	0	-	-	3.20
5	StSq2		2.60	0.00	0	0	-1	0	0	0	1	-	-	2.60
6	ChSq1		2.00	0.28	0	0	0	1	0	1	1	-	-	2.28
7	2F		2.09 x	0.00	0	0	0	0	0	0	0	-	-	2.09
8	CCSp3		2.80	0.00	0	0	0	-1	0	0	1	-	-	2.80
9	2Lo		1.98 x	0.06	1	0	0	0	1	0	0	-	-	2.04
10	2Lz<<	!	0.66 x	-0.30	-3	-3	-3	-3	-3	-3	-2	-	-	0.36
11	2Lo+2T<	<	2.97 x	-0.30	-1	-1	-1	-1	-1	-1	-1	-	-	2.67
12	CCoSp4		3.50	0.60	1	1	1	2	2	1	1	-	-	4.10
27.70														26.94

Program Components

Factor

Skating Skills	1.60	4.50	5.25	4.50	4.25	4.25	4.75	4.75	-	-	-	-	-	4.55
Transitions / Linking Footwork / Movement	1.60	4.25	5.00	4.25	4.00	4.25	4.50	4.50	-	-	-	-	-	4.35
Performance / Execution	1.60	4.25	5.00	4.75	4.25	4.50	5.00	5.00	-	-	-	-	-	4.70
Choreography / Composition	1.60	4.50	5.50	4.75	4.50	4.25	5.25	5.25	-	-	-	-	-	4.85
Interpretation	1.60	4.75	5.25	4.50	4.50	4.50	5.00	5.25	-	-	-	-	-	4.80
Judges Total Program Component Score (factored)														37.20

Deductions:

0.00



Almaty 2017
28TH WINTER UNIVERSIADE

Almaty Arena: Figure Skating

THU 02 FEB 2017

Figure Skating

Ladies

Free Skating



Judges Details per Skater

Rank	Name	Country	Starting Number	Total Segment Score	Total Element Score	Program Component Score (factored)	Total Deductions
21	SHEVELEVA Veronika	KAZ	5	60.16	25.04	35.12	0.00

#	Executed Elements	Info	Base Value	GOE	J1	J2	J3	J4	J5	J6	J7	J8	J9	Scores of Panel
1	2A<	<	2.30	-1.20	-2	-3	-2	-3	-2	-3	-2	-	-	1.10
2	2A		3.30	-0.40	-1	-1	-2	-1	-1	0	0	-	-	2.90
3	2Lz+2T<	!	3.00	-0.72	-2	-2	-3	-3	-2	-3	-2	-	-	2.28
4	2Lz		2.10	-0.42	-1	0	-2	-2	-1	-1	-2	-	-	1.68
5	LSp2		1.90	0.30	0	0	1	0	1	1	1	-	-	2.20
6	2Lo		1.80	-0.90	-3	-3	-3	-3	-2	-3	-3	-	-	0.90
7	2S+1T		1.70	0.00	0	-1	0	0	0	0	0	-	-	1.70
8	FCSp4		3.20	0.10	1	0	0	0	0	1	0	-	-	3.30
9	StSq2		2.60	0.00	0	0	0	0	0	0	0	-	-	2.60
10	2S+1Lo+SEQ+2Lo*	*	1.58 x	-0.44	-3	0	-3	-2	-1	-3	-2	-	-	1.14
11	CCoSp3		3.00	0.10	0	0	0	0	1	1	0	-	-	3.10
12	ChSq1		2.00	0.14	0	0	0	0	0	1	1	-	-	2.14
			28.48										25.04	

Program Components

Factor

Skating Skills	1.60	4.25	5.25	4.75	4.25	4.25	4.75	4.25	-	-	-	-	4.45
Transitions / Linking Footwork / Movement	1.60	4.00	4.25	4.75	3.75	4.00	4.50	4.25	-	-	-	-	4.20
Performance / Execution	1.60	4.00	4.75	4.50	4.00	4.25	4.50	4.50	-	-	-	-	4.35
Choreography / Composition	1.60	4.00	5.25	4.50	4.25	4.25	4.75	4.50	-	-	-	-	4.45
Interpretation	1.60	4.25	4.75	4.75	4.25	4.25	4.75	4.50	-	-	-	-	4.50
Judges Total Program Component Score (factored)													35.12

Deductions:

0.00

Rank	Name	Country	Starting Number	Total Segment Score	Total Element Score	Program Component Score (factored)	Total Deductions
22	CHOI Hwi	KOR	2	60.03	25.51	35.52	-1.00

#	Executed Elements	Info	Base Value	GOE	J1	J2	J3	J4	J5	J6	J7	J8	J9	Scores of Panel
1	3T+2T		5.60	-0.84	-1	-1	-2	-1	-1	-2	-1	-	-	4.76
2	A		0.00	0.00	-	-	-	-	-	-	-	-	-	0.00
3	3T<	<	3.00	-2.10	-3	-3	-3	-3	-3	-3	-3	-	-	0.90
4	FSSp3		2.60	0.10	1	0	0	0	0	0	1	-	-	2.70
5	ChSq1		2.00	0.00	0	0	0	0	0	0	0	-	-	2.00
6	CCoSp2V		2.00	0.10	0	0	0	0	0	1	1	-	-	2.10
7	2S+2T		2.86 x	0.00	0	0	0	0	0	0	0	-	-	2.86
8	2F		2.09 x	-0.42	-1	-1	-2	-1	-2	-2	-1	-	-	1.67
9	2Lz		2.31 x	0.00	0	0	0	0	0	0	0	-	-	2.31
10	1A		1.21 x	0.00	0	0	0	0	0	-1	0	-	-	1.21
11	StSq2		2.60	-0.10	0	0	-1	0	0	-1	0	-	-	2.50
12	LSp3		2.40	0.10	0	0	0	0	1	0	1	-	-	2.50
			28.67										25.51	

Program Components

Factor

Skating Skills	1.60	4.75	4.75	4.75	4.75	5.00	4.75	4.75	-	-	-	-	4.75
Transitions / Linking Footwork / Movement	1.60	4.25	4.25	4.50	4.00	4.50	4.00	4.00	-	-	-	-	4.20
Performance / Execution	1.60	4.00	4.75	4.25	4.25	4.75	4.00	4.50	-	-	-	-	4.35
Choreography / Composition	1.60	4.25	4.50	4.75	4.50	4.50	4.50	4.50	-	-	-	-	4.50
Interpretation	1.60	4.00	4.75	4.25	4.25	4.75	4.25	4.50	-	-	-	-	4.40
Judges Total Program Component Score (factored)													35.52

Deductions:

Falls: -1.00

-1.00



Judges Details per Skater

Rank	Name	Country	Starting Number	Total Segment Score	Total Element Score	Program Component Score (factored)	Total Deductions							
23	ADYKHANOVA Zhansaya	KAZ	4	59.72	26.20	35.52	-2.00							
#	Executed Elements	Info	Base Value	GOE	J1	J2	J3	J4	J5	J6	J7	J8	J9	Scores of Panel
1	2A<	<	2.30	-1.50	-3	-3	-3	-3	-3	-3	-3	-	-	0.80
2	2A		3.30	0.00	0	0	0	0	0	0	0	-	-	3.30
3	2S<<	<<	0.40	-0.30	-3	-3	-3	-3	-3	-3	-3	-	-	0.10
4	FCCoSp4		3.50	0.50	1	0	1	1	2	1	1	-	-	4.00
5	2F<<	<<	0.50	-0.30	-3	-3	-3	-3	-3	-3	-3	-	-	0.20
6	2Lze+1Lo<+1S	e	2.30	-0.78	-3	-2	-3	-3	-1	-3	-2	-	-	1.52
7	2F+2T<	<	2.80	-0.90	-3	-3	-3	-3	-3	-3	-2	-	-	1.90
8	2Lze+2Lo<<	e	2.20	x -0.78	-3	-2	-2	-3	-2	-3	-3	-	-	1.42
9	CCoSp4		3.50	0.40	1	0	0	1	1	1	1	-	-	3.90
10	StSq3		3.30	0.10	0	0	0	1	1	0	0	-	-	3.40
11	LSp4		2.70	0.40	0	0	1	1	1	1	1	-	-	3.10
12	ChSq1		2.00	0.56	0	0	1	1	1	1	1	-	-	2.56
28.80													26.20	
Program Components				Factor										
Skating Skills				1.60	4.25	5.00	4.25	4.50	4.25	4.50	4.50	-	-	4.40
Transitions / Linking Footwork / Movement				1.60	4.00	4.25	4.75	4.25	4.00	4.50	4.00	-	-	4.20
Performance / Execution				1.60	3.50	4.75	4.75	4.50	4.25	4.50	4.50	-	-	4.50
Choreography / Composition				1.60	4.00	4.75	4.50	5.00	4.50	4.75	4.50	-	-	4.60
Interpretation				1.60	3.75	4.50	4.75	4.75	4.50	4.75	4.00	-	-	4.50
Judges Total Program Component Score (factored)														35.52
Deductions:				Falls:	-2.00									-2.00

LEGEND			
GOE	Grade of Execution	x	Credit for highlight distribution, base value multiplied by 1.1
*	Invalid element	e	Wrong edge
<	Under-rotated jump		





ISU Technical Panel and Panel of Judges

Technical Panel

Function

Name

Technical Controller	BILLOW Emilie	ISU
Technical Specialist	GALAMBOS Sandor	ISU
Assistant Technical Specialist	CHUNG Jae-Eun	ISU

Panel of Judges

Function

Name

Referee	VUYLSTEKER Florence	ISU
Judge No.1	SKOK Natasa	SLO
Judge No.2	ANDO Miwako	JPN
Judge No.3	BOEHM Allan	SVK
Judge No.4	WALDECK Andreas	GER
Judge No.5	MAKAROVA Anastassia	UKR
Judge No.6	WU Eddy	TPE
Judge No.7	KUANISHEVA Aigul	KAZ

Data / Replay Operators

Function

Name

Data Operator	HAYAKAWA Risa	ISU
Replay Operator	TUNCAY Cenap Mengü	ISU



Segment Results

Rank	Name	Country	Total Segment Score
1	RADIONOVA Elena	RUS	69.02 Q
2	TUKTAMYSHEVA Elizaveta	RUS	69.01 Q
3	NITAYA Rin	JPN	61.90 Q
4	RODEGHIERO Roberta	ITA	59.03 Q
5	ISOBE Hinano	JPN	56.78 Q
6	LEONOVA Alena	RUS	54.69 Q
7	HERCEG Maria-Katharina	GER	53.29 Q
8	ZHAO Ziquan	CHN	53.23 Q
9	KIHARA Mariko	JPN	50.29 Q
10	BREZINOVA Eliska	CZE	50.27 Q
11	KIM Hae Jin	KOR	49.30 Q
12	GRM Dasa	SLO	48.81 Q
13	JANULEVICIUTE Inga	LTU	47.07 Q
14	RUSSO Giada	ITA	44.49 Q
15	TALJEGARD Josefin	SWE	42.96 Q
16	MAMBEKOVA Aiza	KAZ	42.41 Q
17	SCHOENBERGER Belinda	AUT	41.33 Q
18	REPOND Jérôme	SUI	40.53 Q
19	CHOI Hwi	KOR	39.74 Q
20	LI Jiayin	CHN	39.56 Q
21	SAYGI Sila	TUR	39.49 Q
22	HRINAKOVA Miroslava	SVK	33.32 Q
23	ADYKHANOVA Zhansaya	KAZ	32.37 Q
24	SHEVELEVA Veronika	KAZ	30.66 Q
25	ROSADO Aislin	MEX	28.66
26	ALAVEZ Priscila	MEX	27.89
27	WOLFLAST Nina Larissa	AUT	24.44
28	KORRI Dimitra	GRE	21.37
29	CHAYANGKURA Masinee	THA	17.62
30	BEDROSOVA Kristina	KGZ	17.18

VUYLSTEKER Florence, ISU
RefereeBILLOW Emilie, ISU
Technical Controller

LEGEND

Q Qualified for Free Skating



Almaty 2017
28TH WINTER UNIVERSIADE

Almaty Arena: Figure Skating

WED 01 FEB 2017

Figure Skating

Ladies

Short Program



Judges Details per Skater

Rank	Name	CC	Starting Number	Total Segment Score	Total Element Score	Program Component Score (factored)	Total Deductions							
1	RADIONOVA Elena	RUS	22	69.02	36.42	32.60	0.00							
#	Executed Elements	Info	Base Value	GOE	J1	J2	J3	J4	J5	J6	J7	J8	J9	Scores of Panel
1	3Lz+3T		10.30	0.28	0	1	0	1	0	1	0	-	-	10.58
2	FCSp4		3.20	0.60	0	1	1	1	2	1	2	-	-	3.80
3	CCoSp3		3.00	0.60	0	1	1	1	1	2	2	-	-	3.60
4	3Lo		5.61 x	0.70	1	0	1	1	0	2	2	-	-	6.31
5	2A		3.63 x	0.50	1	1	0	1	1	1	2	-	-	4.13
6	StSq3		3.30	1.00	2	2	2	2	2	3	2	-	-	4.30
7	LSp4		2.70	1.00	2	2	3	2	2	2	2	-	-	3.70
31.74													36.42	
Program Components				Factor										
Skating Skills				0.80	8.50	7.50	8.00	7.75	8.00	8.50	8.75	-	-	8.15
Transitions / Linking Footwork / Movement				0.80	8.00	7.00	7.75	7.50	7.75	8.25	8.75	-	-	7.85
Performance / Execution				0.80	8.25	8.00	8.25	8.00	7.75	8.75	9.00	-	-	8.25
Choreography / Composition				0.80	8.50	7.75	8.25	7.75	8.25	8.50	9.00	-	-	8.25
Interpretation				0.80	8.25	7.75	8.50	8.00	8.00	8.50	9.00	-	-	8.25
Judges Total Program Component Score (factored)														32.60
Deductions:														0.00

Rank	Name	CC	Starting Number	Total Segment Score	Total Element Score	Program Component Score (factored)	Total Deductions							
2	TUKTAMYSHEVA Elizaveta	RUS	18	69.01	36.89	32.12	0.00							
#	Executed Elements	Info	Base Value	GOE	J1	J2	J3	J4	J5	J6	J7	J8	J9	Scores of Panel
1	3T+3T		8.60	1.54	2	2	2	2	3	3	2	-	-	10.14
2	FSSp4		3.00	0.60	0	1	1	1	2	1	2	-	-	3.60
3	LSp4		2.70	0.70	1	1	1	1	2	2	2	-	-	3.40
4	3Lz		6.00	1.12	0	3	2	2	0	2	2	-	-	7.12
5	2A		3.63 x	-0.60	-1	0	-1	-2	-2	-1	-1	-	-	3.03
6	StSq4		3.90	1.40	2	2	2	1	2	2	2	-	-	5.30
7	CCoSp4		3.50	0.80	1	1	2	1	2	3	2	-	-	4.30
31.33													36.89	
Program Components				Factor										
Skating Skills				0.80	8.25	7.25	8.50	8.00	8.25	8.25	8.75	-	-	8.25
Transitions / Linking Footwork / Movement				0.80	7.75	7.00	7.50	7.25	7.50	8.00	8.50	-	-	7.60
Performance / Execution				0.80	8.00	7.75	8.50	7.50	8.00	8.50	8.50	-	-	8.15
Choreography / Composition				0.80	8.25	7.75	8.25	7.50	7.75	8.25	8.75	-	-	8.05
Interpretation				0.80	8.25	8.00	8.25	7.50	7.75	8.25	8.75	-	-	8.10
Judges Total Program Component Score (factored)														32.12
Deductions:														0.00





Judges Details per Skater

Rank	Name	CC	Starting Number	Total Segment Score	Total Element Score	Program Component Score (factored)	Total Deductions							
3	NITAYA Rin	JPN	25	61.90	34.78	27.12	0.00							
#	Executed Elements	Info	Base Value	GOE	J1	J2	J3	J4	J5	J6	J7	J8	J9	Scores of Panel
1	3F		5.30	-0.14	0	0	-1	0	0	-1	2	-	-	5.16
2	FCSp2		2.30	0.30	1	0	1	0	0	1	1	-	-	2.60
3	CCoSp4		3.50	0.00	0	0	0	0	0	1	0	-	-	3.50
4	3Lz+3T		11.33	x 0.56	1	1	1	0	0	1	2	-	-	11.89
5	StSq3		3.30	0.40	0	1	1	0	1	1	2	-	-	3.70
6	2A		3.63	x 0.80	2	1	1	0	2	2	2	-	-	4.43
7	LSp4		2.70	0.80	2	1	2	1	2	1	2	-	-	3.50
32.06													34.78	
Program Components				Factor										
Skating Skills				0.80	6.75	6.75	7.75	5.50	7.50	6.50	7.00	-	-	6.90
Transitions / Linking Footwork / Movement				0.80	6.25	6.50	7.25	5.00	6.75	6.25	6.75	-	-	6.50
Performance / Execution				0.80	6.50	7.25	7.75	5.25	6.75	6.50	7.00	-	-	6.80
Choreography / Composition				0.80	6.50	7.00	7.50	5.75	7.25	6.50	7.25	-	-	6.90
Interpretation				0.80	6.25	7.00	7.50	5.25	7.00	6.50	7.25	-	-	6.80
Judges Total Program Component Score (factored)														27.12
Deductions:														0.00

Rank	Name	CC	Starting Number	Total Segment Score	Total Element Score	Program Component Score (factored)	Total Deductions							
4	RODEGHIERO Roberta	ITA	27	59.03	30.51	28.52	0.00							
#	Executed Elements	Info	Base Value	GOE	J1	J2	J3	J4	J5	J6	J7	J8	J9	Scores of Panel
1	3T+2T		5.60	0.14	1	0	0	0	0	1	0	-	-	5.74
2	3F		5.30	0.84	1	1	1	1	1	2	2	-	-	6.14
3	LSp4		2.70	0.60	1	1	1	1	2	2	1	-	-	3.30
4	2A		3.63	x 0.10	1	0	0	0	0	1	0	-	-	3.73
5	FSSp4		3.00	0.40	0	1	1	0	1	1	2	-	-	3.40
6	StSq3		3.30	0.70	1	1	2	1	1	2	2	-	-	4.00
7	CCoSp4		3.50	0.70	2	0	1	1	1	2	2	-	-	4.20
27.03													30.51	
Program Components				Factor										
Skating Skills				0.80	7.50	5.75	7.50	7.00	7.00	7.00	7.00	-	-	7.10
Transitions / Linking Footwork / Movement				0.80	7.00	5.50	6.75	7.75	6.50	6.75	7.25	-	-	6.85
Performance / Execution				0.80	7.50	6.00	7.75	7.50	6.75	7.00	7.25	-	-	7.20
Choreography / Composition				0.80	7.50	5.75	7.50	7.25	7.25	7.00	7.50	-	-	7.30
Interpretation				0.80	7.25	5.75	8.00	7.50	7.00	7.00	7.25	-	-	7.20
Judges Total Program Component Score (factored)														28.52
Deductions:														0.00



Judges Details per Skater

Rank	Name	CC	Starting Number	Total Segment Score	Total Element Score	Program Score (factored)	Total Deductions							
5	ISOBE Hinano	JPN	4	56.78	29.14	27.64	0.00							
#	Executed Elements	Info	Base Value	GOE	J1	J2	J3	J4	J5	J6	J7	J8	J9	Scores of Panel
1	3Lze+3T	e	8.50	-1.26	-2	-2	-1	-1	-2	-2	-2	-	-	7.24
2	LSp3		2.40	0.80	1	1	2	3	2	2	1	-	-	3.20
3	FCSp4		3.20	0.80	2	1	1	2	2	1	2	-	-	4.00
4	3Fe	e	4.07	x -1.40	-2	-2	-3	-1	-2	-2	-2	-	-	2.67
5	StSq3		3.30	0.50	1	1	1	1	1	1	2	-	-	3.80
6	2A		3.63	x 0.50	1	1	1	1	1	1	1	-	-	4.13
7	CCoSp4		3.50	0.60	1	1	1	1	1	2	2	-	-	4.10
28.60													29.14	
Program Components				Factor										
Skating Skills				0.80	7.25	6.50	7.25	7.00	7.50	6.00	7.00	-	-	7.00
Transitions / Linking Footwork / Movement				0.80	6.50	6.00	6.75	7.25	7.25	5.75	7.00	-	-	6.70
Performance / Execution				0.80	7.00	6.00	7.75	7.25	7.50	6.00	7.25	-	-	7.00
Choreography / Composition				0.80	6.75	6.25	7.25	7.00	7.00	6.00	7.50	-	-	6.85
Interpretation				0.80	7.00	6.00	7.50	7.50	7.25	6.00	7.25	-	-	7.00
Judges Total Program Component Score (factored)														27.64
Deductions:														0.00

Rank	Name	CC	Starting Number	Total Segment Score	Total Element Score	Program Score (factored)	Total Deductions							
6	LEONOVA Alena	RUS	3	54.69	26.97	28.72	-1.00							
#	Executed Elements	Info	Base Value	GOE	J1	J2	J3	J4	J5	J6	J7	J8	J9	Scores of Panel
1	3T		4.30	-2.10	-3	-3	-2	-3	-3	-3	-3	-	-	2.20
2	FCSp4		3.20	0.50	1	1	0	1	1	1	1	-	-	3.70
3	StSq3		3.30	0.50	1	1	0	1	1	2	1	-	-	3.80
4	3F+2T		7.26	x 0.28	1	1	0	1	0	0	0	-	-	7.54
5	2A		3.63	x 0.00	0	0	-1	1	0	0	0	-	-	3.63
6	LSp3		2.40	0.20	0	0	1	0	0	1	1	-	-	2.60
7	CCoSp3		3.00	0.50	1	0	1	1	1	2	1	-	-	3.50
27.09													26.97	
Program Components				Factor										
Skating Skills				0.80	7.00	5.75	7.25	7.00	7.25	7.75	7.00	-	-	7.10
Transitions / Linking Footwork / Movement				0.80	6.75	5.50	7.00	7.25	7.50	7.50	7.00	-	-	7.10
Performance / Execution				0.80	7.00	5.50	7.25	7.25	7.25	7.75	7.00	-	-	7.15
Choreography / Composition				0.80	7.25	5.75	7.50	7.00	7.25	7.75	7.25	-	-	7.25
Interpretation				0.80	7.25	6.00	7.25	7.25	7.50	7.75	7.25	-	-	7.30
Judges Total Program Component Score (factored)														28.72
Deductions:				Falls: -1.00										-1.00



Judges Details per Skater

Rank	Name	CC	Starting Number	Total Segment Score	Total Element Score	Program Score (factored)	Total Component Score (factored)	Total Deductions						
7	HERCEG Maria-Katharina	GER	13	53.29	29.01		25.28	-1.00						
#	Executed Elements	Info	Base Value	GOE	J1	J2	J3	J4	J5	J6	J7	J8	J9	Scores of Panel
1	3T+2T		5.60	0.98	2	1	1	2	0	2	1	-	-	6.58
2	3Lo		5.10	-2.10	-3	-3	-3	-3	-3	-3	-3	-	-	3.00
3	FCSp4		3.20	0.50	1	1	1	1	1	1	1	-	-	3.70
4	StSq3		3.30	0.50	1	1	1	1	1	1	0	-	-	3.80
5	2A		3.63	0.90	2	2	1	2	2	2	1	-	-	4.53
6	LSp4		2.70	0.60	1	1	1	1	2	2	1	-	-	3.30
7	CCoSp4		3.50	0.60	2	1	1	2	1	1	1	-	-	4.10
27.03													29.01	
Program Components				Factor										
Skating Skills				0.80	6.75	5.75	6.25	6.75	6.75	6.25	5.75	-	-	6.35
Transitions / Linking Footwork / Movement				0.80	6.50	5.50	5.75	7.25	6.25	6.00	5.25	-	-	6.00
Performance / Execution				0.80	6.75	5.75	6.75	6.75	6.50	6.25	5.75	-	-	6.40
Choreography / Composition				0.80	6.50	6.00	6.50	7.00	6.75	6.25	5.50	-	-	6.40
Interpretation				0.80	6.50	6.00	6.75	7.25	6.75	6.25	5.50	-	-	6.45
Judges Total Program Component Score (factored)														25.28
Deductions:				Falls:	-1.00									-1.00

Rank	Name	CC	Starting Number	Total Segment Score	Total Element Score	Program Score (factored)	Total Component Score (factored)	Total Deductions						
8	ZHAO Ziquan	CHN	21	53.23	27.87		26.36	-1.00						
#	Executed Elements	Info	Base Value	GOE	J1	J2	J3	J4	J5	J6	J7	J8	J9	Scores of Panel
1	3T+3T<	<	7.30	-2.10	-3	-3	-2	-3	-3	-3	-3	-	-	5.20
2	FCSp4		3.20	0.50	1	1	1	1	1	1	2	-	-	3.70
3	CCoSp4		3.50	0.40	1	1	1	1	0	1	0	-	-	3.90
4	3Lo<	<	3.96	-0.42	0	-1	0	0	-1	-1	-1	-	-	3.54
5	2A		3.63	0.60	2	1	1	1	0	1	2	-	-	4.23
6	StSq3		3.30	0.50	2	1	1	1	1	1	1	-	-	3.80
7	LSp4		2.70	0.80	2	1	2	2	1	2	1	-	-	3.50
27.59													27.87	
Program Components				Factor										
Skating Skills				0.80	7.00	5.75	7.75	7.00	6.50	6.50	6.00	-	-	6.60
Transitions / Linking Footwork / Movement				0.80	6.75	5.50	7.00	7.50	6.00	6.25	5.75	-	-	6.35
Performance / Execution				0.80	7.00	5.75	7.50	7.25	6.25	6.75	5.75	-	-	6.60
Choreography / Composition				0.80	7.00	6.00	7.25	7.25	6.50	6.50	6.25	-	-	6.70
Interpretation				0.80	7.25	6.00	7.25	7.50	6.50	6.50	6.00	-	-	6.70
Judges Total Program Component Score (factored)														26.36
Deductions:				Falls:	-1.00									-1.00



Judges Details per Skater

Rank	Name	CC	Starting Number	Total Segment Score	Total Element Score	Program Component Score (factored)	Total Deductions							
9	KIHARA Mariko	JPN	14	50.29	25.85	24.44	0.00							
#	Executed Elements	Info	Base Value	GOE	J1	J2	J3	J4	J5	J6	J7	J8	J9	Scores of Panel
1	3T		4.30	-1.82	-3	-3	-3	-2	-2	-2	-3	-	-	2.48
2	3Lo+2T		6.40	0.14	0	1	0	1	0	0	0	-	-	6.54
3	FSSp3		2.60	0.40	0	1	1	1	2	1	0	-	-	3.00
4	StSq2		2.60	0.50	1	1	1	1	2	1	1	-	-	3.10
5	CCoSp4		3.50	0.50	1	1	1	1	2	1	0	-	-	4.00
6	2A		3.63 x	0.50	1	1	1	1	2	1	1	-	-	4.13
7	CSp3		2.30	0.30	0	1	1	0	1	1	0	-	-	2.60
25.33													25.85	
Program Components				Factor										
Skating Skills				0.80	5.75	6.25	6.25	6.25	7.50	6.25	5.25	-	-	6.15
Transitions / Linking Footwork / Movement				0.80	5.50	5.75	5.50	7.00	7.25	6.00	5.00	-	-	5.95
Performance / Execution				0.80	5.50	5.75	6.00	6.75	7.25	6.50	5.00	-	-	6.10
Choreography / Composition				0.80	5.75	6.00	6.00	6.75	7.25	6.25	5.00	-	-	6.15
Interpretation				0.80	5.75	6.00	6.25	6.50	7.75	6.50	5.50	-	-	6.20
Judges Total Program Component Score (factored)														24.44
Deductions:														0.00

Rank	Name	CC	Starting Number	Total Segment Score	Total Element Score	Program Component Score (factored)	Total Deductions							
10	BREZINOVA Eliska	CZE	12	50.27	28.35	22.92	-1.00							
#	Executed Elements	Info	Base Value	GOE	J1	J2	J3	J4	J5	J6	J7	J8	J9	Scores of Panel
1	3F+2T		6.60	0.28	1	0	0	1	0	1	0	-	-	6.88
2	3Lz		6.00	-2.10	-3	-3	-3	-3	-3	-3	-3	-	-	3.90
3	FCSp4		3.20	0.50	1	1	1	1	1	1	1	-	-	3.70
4	StSq3		3.30	0.10	0	0	0	0	1	1	0	-	-	3.40
5	2A		3.63 x	0.70	2	1	1	1	2	1	2	-	-	4.33
6	CCoSp3		3.00	0.50	0	1	-1	0	2	2	2	-	-	3.50
7	LSp3		2.40	0.24	-1	0	1	-1	1	1	1	-	-	2.64
28.13													28.35	
Program Components				Factor										
Skating Skills				0.80	5.75	5.25	5.75	5.50	7.00	6.00	6.50	-	-	5.90
Transitions / Linking Footwork / Movement				0.80	5.25	4.75	5.00	4.75	6.75	5.75	6.50	-	-	5.45
Performance / Execution				0.80	5.50	4.75	5.50	5.00	6.50	6.25	6.50	-	-	5.75
Choreography / Composition				0.80	5.25	5.00	5.25	5.50	7.25	6.00	6.75	-	-	5.75
Interpretation				0.80	5.50	5.00	5.50	5.00	6.75	6.25	6.75	-	-	5.80
Judges Total Program Component Score (factored)														22.92
Deductions:				Falls: -1.00										-1.00



Judges Details per Skater

Rank	Name	CC	Starting Number	Total Segment Score	Total Element Score	Program Component Score (factored)	Total Deductions								
11	KIM Hae Jin	KOR	6	49.30	26.06	24.24	-1.00								
#	Executed Elements	Info	Base Value	GOE	J1	J2	J3	J4	J5	J6	J7	J8	J9	Scores of Panel	
1	3T+2T		5.60	0.56	1	1	1	1	0	0	1	-	-	6.16	
2	FCSp3		2.80	0.50	1	1	0	1	1	1	1	-	-	3.30	
3	CCoSp4		3.50	0.10	0	0	0	0	0	1	1	-	-	3.60	
4	3F<	<	4.07 x	-2.10	-3	-3	-3	-3	-3	-3	-3	-	-	1.97	
5	2A		3.63 x	0.40	1	1	0	1	1	1	0	-	-	4.03	
6	StSq3		3.30	0.50	1	2	1	1	1	1	1	-	-	3.80	
7	LSp4		2.70	0.50	2	1	1	1	1	0	1	-	-	3.20	
			25.60										26.06		
Program Components			Factor												
Skating Skills			0.80	6.25	5.75	5.50	6.75	7.00	5.75	5.75	-	-	-	-	6.05
Transitions / Linking Footwork / Movement			0.80	6.00	5.50	5.25	6.25	7.00	5.50	5.25	-	-	-	-	5.70
Performance / Execution			0.80	6.25	5.75	5.75	7.00	7.25	5.75	5.50	-	-	-	-	6.10
Choreography / Composition			0.80	6.25	5.75	5.50	6.75	7.25	5.50	6.25	-	-	-	-	6.10
Interpretation			0.80	6.50	6.25	6.00	7.00	7.00	5.75	6.00	-	-	-	6.35	
Judges Total Program Component Score (factored)															24.24
Deductions:			Falls: -1.00												-1.00

Rank	Name	CC	Starting Number	Total Segment Score	Total Element Score	Program Component Score (factored)	Total Deductions								
12	GRM Dasa	SLO	8	48.81	24.53	24.28	0.00								
#	Executed Elements	Info	Base Value	GOE	J1	J2	J3	J4	J5	J6	J7	J8	J9	Scores of Panel	
1	3Lz		6.00	-0.56	-2	-3	-1	0	-1	0	0	-	-	5.44	
2	3F+2T	!	6.60	-0.56	-1	-1	0	-2	-1	-1	0	-	-	6.04	
3	CSp2		1.80	0.30	0	1	0	1	1	1	0	-	-	2.10	
4	2A<<	<<	1.21 x	-0.60	-3	-3	-3	-3	-3	-3	-3	-	-	0.61	
5	FSSp3		2.60	0.14	1	0	1	-2	-1	1	0	-	-	2.74	
6	StSq3		3.30	0.50	1	1	1	1	1	1	1	-	-	3.80	
7	CCoSp4		3.50	0.30	0	1	1	0	0	1	1	-	-	3.80	
			25.01										24.53		
Program Components			Factor												
Skating Skills			0.80	6.25	5.75	6.50	4.25	6.75	6.25	5.75	-	-	-	-	6.10
Transitions / Linking Footwork / Movement			0.80	6.00	5.50	5.75	4.75	6.25	5.75	5.75	-	-	-	-	5.75
Performance / Execution			0.80	6.00	5.75	6.50	4.75	6.50	6.25	6.00	-	-	-	-	6.10
Choreography / Composition			0.80	6.25	6.00	6.25	4.25	6.25	6.00	6.25	-	-	-	-	6.15
Interpretation			0.80	6.50	6.25	6.25	4.50	6.50	6.25	6.00	-	-	-	6.25	
Judges Total Program Component Score (factored)															24.28
Deductions:															0.00



Judges Details per Skater

Rank	Name	CC	Starting Number	Total Segment Score	Total Element Score	Program Component Score (factored)	Total Deductions							
13	JANULEVICIUTE Inga	LTU	28	47.07	27.91	19.16	0.00							
#	Executed Elements	Info	Base Value	GOE	J1	J2	J3	J4	J5	J6	J7	J8	J9	Scores of Panel
1	3Lz+2T		7.30	0.00	0	0	1	0	0	0	0	-	-	7.30
2	3S		4.40	0.14	0	1	0	-1	0	1	0	-	-	4.54
3	FCSp4		3.20	0.10	0	0	1	0	0	1	0	-	-	3.30
4	CCoSp3		3.00	-0.06	-1	0	0	0	0	1	-1	-	-	2.94
5	StSq3		3.30	0.00	-1	0	0	0	0	0	0	-	-	3.30
6	2A		3.63 x	0.00	0	0	0	0	0	0	0	-	-	3.63
7	LSp4		2.70	0.20	0	1	2	0	0	0	1	-	-	2.90
27.53													27.91	
Program Components		Factor												
Skating Skills		0.80	5.00	4.50	6.25	4.00	4.75	5.50	4.75	-	-	-	-	4.90
Transitions / Linking Footwork / Movement		0.80	4.75	4.50	5.00	3.50	4.75	5.00	4.75	-	-	-	-	4.75
Performance / Execution		0.80	4.75	4.75	6.25	3.75	5.00	5.50	4.75	-	-	-	-	4.95
Choreography / Composition		0.80	4.75	4.50	5.75	4.00	4.75	5.25	4.50	-	-	-	-	4.75
Interpretation		0.80	4.50	4.25	5.50	3.50	4.50	5.25	4.50	-	-	-	-	4.60
Judges Total Program Component Score (factored)													19.16	
Deductions:													0.00	

Rank	Name	CC	Starting Number	Total Segment Score	Total Element Score	Program Component Score (factored)	Total Deductions							
14	RUSSO Giada	ITA	16	44.49	22.17	23.32	-1.00							
#	Executed Elements	Info	Base Value	GOE	J1	J2	J3	J4	J5	J6	J7	J8	J9	Scores of Panel
1	3T<	<	3.00	-2.10	-3	-3	-3	-3	-3	-3	-3	-	-	0.90
2	3Lo<+2T	<	4.90	-0.70	-1	-1	-1	-1	-1	-2	-1	-	-	4.20
3	LSp4		2.70	0.50	1	1	1	1	2	1	1	-	-	3.20
4	2A		3.63 x	-0.10	0	0	0	0	0	-1	-1	-	-	3.53
5	FSSp4		3.00	0.20	0	0	0	0	1	1	1	-	-	3.20
6	CCoSp2V		2.00	0.40	1	1	0	0	1	1	1	-	-	2.40
7	StSq4		3.90	0.84	2	1	1	1	2	1	1	-	-	4.74
23.13													22.17	
Program Components		Factor												
Skating Skills		0.80	6.50	5.25	5.00	5.75	6.75	5.75	5.75	-	-	-	-	5.80
Transitions / Linking Footwork / Movement		0.80	6.50	5.00	4.25	5.75	6.50	5.75	5.50	-	-	-	-	5.70
Performance / Execution		0.80	6.50	4.75	5.50	6.00	7.00	6.00	5.75	-	-	-	-	5.95
Choreography / Composition		0.80	6.75	5.25	5.00	5.50	6.50	5.75	6.00	-	-	-	-	5.80
Interpretation		0.80	6.50	5.75	5.50	5.75	6.75	5.75	5.75	-	-	-	-	5.90
Judges Total Program Component Score (factored)													23.32	
Deductions:		Falls: -1.00											-1.00	



Almaty 2017
28TH WINTER UNIVERSIADE

Almaty Arena: Figure Skating

WED 01 FEB 2017

Figure Skating

Ladies

Short Program



Judges Details per Skater

Rank	Name	CC	Starting Number	Total Segment Score	Total Element Score	Program Component Score (factored)	Total Deductions							
15	TALJEGARD Josefin	SWE	1	42.96	22.40	20.56	0.00							
#	Executed Elements	Info	Base Value	GOE	J1	J2	J3	J4	J5	J6	J7	J8	J9	Scores of Panel
1	3S+2T		5.70	0.00	0	1	0	0	0	0	0	-	-	5.70
2	3T<	<	3.00	-1.40	-1	-2	-2	-2	-2	-2	-2	-	-	1.60
3	FCSp4		3.20	0.30	1	1	0	0	0	1	1	-	-	3.50
4	2A		3.30	-0.20	-1	0	-1	-1	0	0	0	-	-	3.10
5	SSp3		2.10	0.20	1	1	0	0	0	1	0	-	-	2.30
6	CCoSp3V		2.50	0.00	0	1	0	0	0	0	0	-	-	2.50
7	StSq3		3.30	0.40	1	1	0	0	1	1	1	-	-	3.70
23.10													22.40	
Program Components				Factor										
Skating Skills				0.80	5.50	4.75	5.50	3.25	5.75	6.00	5.00	-	-	5.30
Transitions / Linking Footwork / Movement				0.80	5.25	4.50	5.00	3.75	5.50	5.75	5.00	-	-	5.05
Performance / Execution				0.80	5.50	5.00	5.25	3.50	5.50	6.00	4.75	-	-	5.20
Choreography / Composition				0.80	5.25	4.75	5.00	3.50	5.25	5.75	4.50	-	-	4.95
Interpretation				0.80	5.50	5.25	5.00	3.75	5.75	6.00	4.50	-	-	5.20
Judges Total Program Component Score (factored)														20.56
Deductions:														0.00

Rank	Name	CC	Starting Number	Total Segment Score	Total Element Score	Program Component Score (factored)	Total Deductions							
16	MAMBEKOVA Aiza	KAZ	15	42.41	20.73	22.68	-1.00							
#	Executed Elements	Info	Base Value	GOE	J1	J2	J3	J4	J5	J6	J7	J8	J9	Scores of Panel
1	3S<+COMBO	<	3.10	-2.10	-3	-3	-3	-3	-3	-3	-3	-	-	1.00
2	3T<<	<<	1.30	-0.60	-3	-3	-3	-3	-3	-3	-3	-	-	0.70
3	CCoSp3		3.00	0.90	2	2	1	1	2	2	2	-	-	3.90
4	2A		3.63	x 0.50	1	1	0	1	1	1	2	-	-	4.13
5	StSq3		3.30	0.50	1	2	1	1	1	1	1	-	-	3.80
6	FSSp4		3.00	0.50	0	1	1	1	1	1	2	-	-	3.50
7	LSp4		2.70	1.00	2	2	2	2	3	1	2	-	-	3.70
20.03													20.73	
Program Components				Factor										
Skating Skills				0.80	5.50	5.00	5.00	6.00	5.75	5.25	6.00	-	-	5.50
Transitions / Linking Footwork / Movement				0.80	5.25	4.50	4.75	6.25	5.75	5.00	6.00	-	-	5.35
Performance / Execution				0.80	5.50	4.75	5.50	6.00	6.25	5.25	5.75	-	-	5.60
Choreography / Composition				0.80	6.00	5.75	5.00	6.25	6.50	5.25	6.25	-	-	5.90
Interpretation				0.80	5.75	6.25	5.50	6.50	6.25	5.25	6.25	-	-	6.00
Judges Total Program Component Score (factored)														22.68
Deductions:				Falls: -1.00										-1.00





Judges Details per Skater

Rank	Name	CC	Starting Number	Total Segment Score	Total Element Score	Program Component Score (factored)	Total Deductions							
17	SCHOENBERGER Belinda	AUT	29	41.33	22.73	19.60	-1.00							
#	Executed Elements	Info	Base Value	GOE	J1	J2	J3	J4	J5	J6	J7	J8	J9	Scores of Panel
1	3Lz<<	<<	2.10	-0.90	-3	-3	-3	-3	-3	-3	-3	-	-	1.20
2	3T+2T		5.60	0.00	0	0	0	0	0	1	0	-	-	5.60
3	CCoSp4		3.50	0.00	0	0	0	0	0	0	0	-	-	3.50
4	2A		3.63	x 0.10	0	0	0	0	0	1	1	-	-	3.73
5	FSSp4		3.00	0.00	-1	0	0	0	0	1	0	-	-	3.00
6	StSq3		3.30	0.00	0	-1	0	0	0	1	0	-	-	3.30
7	LSp3		2.40	0.00	0	-1	0	0	0	1	0	-	-	2.40
23.53													22.73	
Program Components				Factor										
Skating Skills				0.80	5.25	4.25	5.00	4.75	4.50	4.75	4.75	-	-	4.75
Transitions / Linking Footwork / Movement				0.80	4.75	4.00	4.50	5.50	5.25	4.50	4.50	-	-	4.70
Performance / Execution				0.80	5.00	3.75	5.00	5.25	5.00	5.00	4.50	-	-	4.90
Choreography / Composition				0.80	5.25	4.00	5.00	5.25	5.25	5.00	4.75	-	-	5.05
Interpretation				0.80	5.25	3.75	5.25	5.25	5.00	5.00	5.00	-	-	5.10
Judges Total Program Component Score (factored)														19.60
Deductions:				Falls:	-1.00									-1.00

Rank	Name	CC	Starting Number	Total Segment Score	Total Element Score	Program Component Score (factored)	Total Deductions							
18	REPOND Jérôme	SUI	7	40.53	23.77	18.76	-2.00							
#	Executed Elements	Info	Base Value	GOE	J1	J2	J3	J4	J5	J6	J7	J8	J9	Scores of Panel
1	3T+3T<	<	7.30	-2.10	-3	-3	-3	-3	-3	-3	-3	-	-	5.20
2	3Lo		5.10	-2.10	-3	-3	-3	-3	-3	-3	-3	-	-	3.00
3	CCoSp4		3.50	0.30	0	0	1	0	1	1	1	-	-	3.80
4	2A		3.63	x 0.10	0	1	0	0	0	0	1	-	-	3.73
5	StSq3		3.30	0.00	0	0	0	0	0	0	0	-	-	3.30
6	FSSp3		2.60	-0.24	-1	0	0	-1	-2	-1	-1	-	-	2.36
7	LSp3		2.40	-0.02	1	-1	1	0	0	-3	-1	-	-	2.38
27.83													23.77	
Program Components				Factor										
Skating Skills				0.80	5.25	4.75	5.00	3.75	5.50	5.00	4.50	-	-	4.90
Transitions / Linking Footwork / Movement				0.80	4.75	4.50	4.75	3.50	4.75	4.50	4.25	-	-	4.55
Performance / Execution				0.80	4.75	4.25	5.25	3.75	5.00	4.75	4.00	-	-	4.55
Choreography / Composition				0.80	5.25	4.50	5.50	3.50	4.75	4.50	4.50	-	-	4.70
Interpretation				0.80	5.00	4.25	5.50	3.50	5.00	4.75	4.75	-	-	4.75
Judges Total Program Component Score (factored)														18.76
Deductions:				Falls:	-2.00									-2.00



Judges Details per Skater

Rank	Name	CC	Starting Number	Total Segment Score	Total Element Score	Program Component Score (factored)	Total Deductions								
19	CHOI Hwi	KOR	2	39.74	21.74	19.00	-1.00								
#	Executed Elements	Info	Base Value	GOE	J1	J2	J3	J4	J5	J6	J7	J8	J9	Scores of Panel	
1	3T+2T		5.60	0.14	0	1	0	0	0	0	1	-	-	5.74	
2	2A		3.30	-0.10	0	0	-1	0	0	-1	0	-	-	3.20	
3	FSSp3		2.60	0.10	1	0	0	0	-1	0	1	-	-	2.70	
4	3S<<	<<	1.30	-0.60	-3	-3	-3	-3	-3	-3	-3	-	-	0.70	
5	StSq3		3.30	0.00	0	0	0	0	0	1	0	-	-	3.30	
6	CCoSp4		3.50	0.00	0	-1	0	0	0	0	0	-	-	3.50	
7	LSp3		2.40	0.20	1	0	1	0	0	0	1	-	-	2.60	
			22.00										21.74		
Program Components			Factor												
Skating Skills			0.80	4.75	4.50	5.25	3.25	5.25	5.00	5.25	-	-	-	-	4.95
Transitions / Linking Footwork / Movement			0.80	4.25	4.50	4.25	3.50	4.75	4.50	5.00	-	-	-	-	4.45
Performance / Execution			0.80	4.50	4.50	5.25	3.50	5.00	5.00	4.75	-	-	-	-	4.75
Choreography / Composition			0.80	4.50	4.75	5.00	3.50	5.50	4.75	5.25	-	-	-	-	4.85
Interpretation			0.80	4.50	4.50	4.75	3.25	5.25	5.00	5.00	-	-	-	-	4.75
Judges Total Program Component Score (factored)															19.00
Deductions:			Falls:	-1.00											-1.00

Rank	Name	CC	Starting Number	Total Segment Score	Total Element Score	Program Component Score (factored)	Total Deductions								
20	LI Jiayin	CHN	26	39.56	20.40	19.16	0.00								
#	Executed Elements	Info	Base Value	GOE	J1	J2	J3	J4	J5	J6	J7	J8	J9	Scores of Panel	
1	3T+2T		5.60	-0.70	-1	-1	-1	-1	-1	-1	-1	-	-	4.90	
2	2A		3.30	0.00	0	0	0	0	0	0	0	-	-	3.30	
3	FCSp4		3.20	0.30	1	1	0	0	0	1	1	-	-	3.50	
4	1S*	*	0.00	x 0.00	-	-	-	-	-	-	-	-	-	0.00	
5	CCoSp3		3.00	0.10	1	0	0	0	-1	2	0	-	-	3.10	
6	StSq2		2.60	0.00	1	0	0	0	0	0	0	-	-	2.60	
7	LSp4		2.70	0.30	1	0	1	0	0	1	1	-	-	3.00	
			20.40										20.40		
Program Components			Factor												
Skating Skills			0.80	5.75	4.50	4.75	4.50	5.75	4.50	5.50	-	-	-	-	5.00
Transitions / Linking Footwork / Movement			0.80	5.50	4.00	3.50	4.00	5.25	4.00	5.25	-	-	-	-	4.50
Performance / Execution			0.80	5.50	4.00	4.75	4.75	5.00	4.25	5.50	-	-	-	-	4.85
Choreography / Composition			0.80	5.75	4.00	4.50	4.75	5.50	4.25	5.75	-	-	-	-	4.95
Interpretation			0.80	5.50	3.75	4.25	4.25	5.25	4.00	5.50	-	-	-	-	4.65
Judges Total Program Component Score (factored)															19.16
Deductions:															0.00



Judges Details per Skater

Rank	Name	CC	Starting Number	Total Segment Score	Total Element Score	Program Score (factored)	Total Deductions								
21	SAYGI Sila	TUR	23	39.49	20.33	20.16	-1.00								
#	Executed Elements	Info	Base Value	GOE	J1	J2	J3	J4	J5	J6	J7	J8	J9	Scores of Panel	
1	3T<+2T	<	4.30	-0.70	-1	-2	-1	-1	-1	-1	-1	-	-	3.60	
2	3S<	<	3.10	-2.10	-3	-3	-3	-3	-3	-3	-3	-	-	1.00	
3	FCSp4		3.20	0.40	0	1	1	1	0	1	1	-	-	3.60	
4	2A		3.63	x 0.00	0	0	0	0	0	1	0	-	-	3.63	
5	LSp3		2.40	0.20	0	-1	1	0	0	1	1	-	-	2.60	
6	StSq2		2.60	0.00	1	0	1	0	-1	0	-2	-	-	2.60	
7	CCoSp3		3.00	0.30	0	1	0	1	0	2	1	-	-	3.30	
22.23													20.33		
Program Components				Factor											
Skating Skills				0.80	5.00	4.75	5.25	4.75	4.75	5.25	5.50	-	-	5.00	
Transitions / Linking Footwork / Movement				0.80	4.75	4.50	4.75	5.25	4.00	5.00	5.00	-	-	4.80	
Performance / Execution				0.80	5.00	4.00	5.50	5.50	4.25	5.25	5.50	-	-	5.10	
Choreography / Composition				0.80	5.25	5.00	5.00	5.00	4.00	5.00	5.75	-	-	5.05	
Interpretation				0.80	5.50	5.00	5.50	5.00	4.00	5.25	6.00	-	-	5.25	
Judges Total Program Component Score (factored)															20.16
Deductions:				Falls:	-1.00										-1.00

Rank	Name	CC	Starting Number	Total Segment Score	Total Element Score	Program Score (factored)	Total Deductions								
22	HRINAKOVA Miroslava	SVK	10	33.32	15.80	17.52	0.00								
#	Executed Elements	Info	Base Value	GOE	J1	J2	J3	J4	J5	J6	J7	J8	J9	Scores of Panel	
1	2A		3.30	0.00	-1	0	0	0	0	0	0	-	-	3.30	
2	3S<<+1T*	*	1.30	-0.60	-3	-3	-2	-3	-3	-3	-3	-	-	0.70	
3	2Lo*	*	0.00	0.00	-	-	-	-	-	-	-	-	-	0.00	
4	FSSp3		2.60	0.10	0	1	1	0	0	0	0	-	-	2.70	
5	CSp3		2.30	0.10	-2	1	0	0	0	1	0	-	-	2.40	
6	StSq3		3.30	0.20	0	1	1	0	0	1	0	-	-	3.50	
7	CCoSp3		3.00	0.20	0	1	1	0	0	0	1	-	-	3.20	
15.80													15.80		
Program Components				Factor											
Skating Skills				0.80	3.75	4.25	5.25	4.50	4.75	3.75	3.75	-	-	4.20	
Transitions / Linking Footwork / Movement				0.80	3.75	4.25	4.75	5.50	4.50	3.75	3.75	-	-	4.20	
Performance / Execution				0.80	4.00	3.75	5.50	5.25	5.00	4.00	4.00	-	-	4.45	
Choreography / Composition				0.80	4.00	4.00	5.25	5.25	5.25	3.75	4.25	-	-	4.55	
Interpretation				0.80	4.25	4.50	5.50	4.75	5.00	4.00	4.00	-	-	4.50	
Judges Total Program Component Score (factored)															17.52
Deductions:															0.00





Judges Details per Skater

Rank	Name	CC	Starting Number	Total Segment Score	Total Element Score	Program Component Score (factored)	Total Deductions							
23	ADYKHANOVA Zhansaya	KAZ	5	32.37	15.85	16.52	0.00							
#	Executed Elements	Info	Base Value	GOE	J1	J2	J3	J4	J5	J6	J7	J8	J9	Scores of Panel
1	3S<<	<<	1.30	-0.60	-3	-3	-3	-3	-3	-3	-3	-	-	0.70
2	2A<	<	2.30	-0.80	-1	-2	-2	-1	-2	-2	-1	-	-	1.50
3	FCSp3		2.80	0.30	1	1	0	0	0	1	1	-	-	3.10
4	StSq3		3.30	0.00	0	0	0	0	0	0	0	-	-	3.30
5	CCoSp4		3.50	0.20	0	1	0	0	0	1	1	-	-	3.70
6	2Lze+1T*	e	1.65 x	-0.90	-3	-3	-3	-3	-3	-3	-3	-	-	0.75
7	LSp4		2.70	0.10	0	-1	1	0	0	1	0	-	-	2.80
													17.55	
Program Components				Factor										
Skating Skills				0.80	3.75	4.25	5.00	3.00	4.50	3.75	4.75	-	-	4.20
Transitions / Linking Footwork / Movement				0.80	4.00	4.00	4.25	3.00	4.00	3.50	5.00	-	-	3.95
Performance / Execution				0.80	4.25	3.75	5.00	3.00	4.50	3.75	4.75	-	-	4.20
Choreography / Composition				0.80	4.00	4.25	4.50	3.00	4.25	3.50	5.25	-	-	4.10
Interpretation				0.80	4.25	4.50	4.50	2.75	4.25	3.50	5.25	-	-	4.20
Judges Total Program Component Score (factored)														16.52
Deductions:														0.00

Rank	Name	CC	Starting Number	Total Segment Score	Total Element Score	Program Component Score (factored)	Total Deductions							
24	SHEVELEVA Veronika	KAZ	20	30.66	14.38	16.28	0.00							
#	Executed Elements	Info	Base Value	GOE	J1	J2	J3	J4	J5	J6	J7	J8	J9	Scores of Panel
1	2A		3.30	-1.20	-2	-2	-2	-2	-3	-3	-3	-	-	2.10
2	3T<<+COMBO+2T*	*	1.30	-0.60	-3	-3	-3	-3	-3	-3	-3	-	-	0.70
3	FCSp3		2.80	0.20	-1	0	0	1	0	1	1	-	-	3.00
4	3Lo<<	<<	1.98 x	-0.90	-3	-3	-3	-2	-3	-3	-3	-	-	1.08
5	LSp1		1.50	0.00	-1	0	0	0	0	1	0	-	-	1.50
6	StSq2		2.60	0.00	0	-1	0	0	0	0	1	-	-	2.60
7	CCoSp3		3.00	0.40	1	1	0	1	0	1	1	-	-	3.40
													16.48	
Program Components				Factor										
Skating Skills				0.80	3.75	4.25	4.25	4.00	6.00	3.50	4.25	-	-	4.10
Transitions / Linking Footwork / Movement				0.80	3.50	4.00	4.00	4.25	5.00	3.00	4.00	-	-	3.95
Performance / Execution				0.80	3.50	3.25	4.00	4.25	5.75	3.50	4.25	-	-	3.90
Choreography / Composition				0.80	4.00	3.75	4.25	4.00	5.50	3.25	4.75	-	-	4.15
Interpretation				0.80	4.25	4.00	4.00	4.25	5.75	3.50	4.75	-	-	4.25
Judges Total Program Component Score (factored)														16.28
Deductions:														0.00



Judges Details per Skater

Rank	Name	CC	Starting Number	Total Segment Score	Total Element Score	Program Component Score (factored)	Total Deductions							
25	ROSADO Aislin	MEX	17	28.66	13.26	16.40	-1.00							
#	Executed Elements	Info	Base Value	GOE	J1	J2	J3	J4	J5	J6	J7	J8	J9	Scores of Panel
1	2A<	<	2.30	-0.50	-1	-1	-1	-1	-1	-2	-1	-	-	1.80
2	CCoSp3V		2.50	0.10	1	0	0	-1	0	1	0	-	-	2.60
3	2Lz<<+COMBO	!	0.60	-0.30	-3	-3	-3	-3	-3	-3	-3	-	-	0.30
4	3Lo<<	<<	1.80	-0.90	-3	-3	-3	-3	-3	-3	-3	-	-	0.90
5	FSSp2		2.30	-0.24	-1	-1	0	0	-1	-1	-2	-	-	2.06
6	StSq2		2.60	-0.10	-1	-1	0	0	0	0	0	-	-	2.50
7	LSp3		2.40	0.70	1	1	2	1	2	2	1	-	-	3.10
14.50													13.26	
Program Components		Factor												
Skating Skills		0.80		3.50	4.25	5.00	3.75	4.75	4.00	4.25	-	-		4.20
Transitions / Linking Footwork / Movement		0.80		3.25	4.00	4.50	4.00	4.00	4.00	4.00	-	-		4.00
Performance / Execution		0.80		3.50	3.50	5.00	3.75	4.50	4.25	4.00	-	-		4.00
Choreography / Composition		0.80		3.75	4.25	5.00	4.25	4.50	4.00	4.25	-	-		4.25
Interpretation		0.80		3.75	3.75	4.75	4.00	4.25	4.00	4.25	-	-		4.05
Judges Total Program Component Score (factored)														16.40
Deductions:				Falls:	-1.00									-1.00

Rank	Name	CC	Starting Number	Total Segment Score	Total Element Score	Program Component Score (factored)	Total Deductions							
26	ALAVEZ Priscila	MEX	24	27.89	14.89	15.00	-2.00							
#	Executed Elements	Info	Base Value	GOE	J1	J2	J3	J4	J5	J6	J7	J8	J9	Scores of Panel
1	3F<	<	3.70	-2.10	-3	-3	-3	-3	-3	-3	-3	-	-	1.60
2	3S<<+2T	<<	2.60	-0.52	-3	-3	-2	-2	-3	-2	-3	-	-	2.08
3	CCoSp3		3.00	0.04	-1	1	0	-1	0	1	0	-	-	3.04
4	2A<	<	2.53 x	-1.50	-3	-3	-3	-3	-3	-3	-3	-	-	1.03
5	FSSp3		2.60	-0.06	-1	-1	0	0	0	1	0	-	-	2.54
6	StSq2		2.60	-0.50	-1	-2	-1	-2	0	0	-1	-	-	2.10
7	LSp3		2.40	0.10	0	1	1	0	0	0	0	-	-	2.50
19.43													14.89	
Program Components		Factor												
Skating Skills		0.80		4.25	4.25	3.75	3.50	3.75	4.25	3.75	-	-		3.95
Transitions / Linking Footwork / Movement		0.80		3.75	3.75	3.75	3.50	3.00	4.00	3.50	-	-		3.65
Performance / Execution		0.80		4.00	3.00	4.00	3.75	3.50	4.00	3.50	-	-		3.75
Choreography / Composition		0.80		3.75	3.75	4.00	3.75	3.50	4.00	3.75	-	-		3.80
Interpretation		0.80		4.00	3.25	3.50	3.25	3.25	4.25	4.00	-	-		3.60
Judges Total Program Component Score (factored)														15.00
Deductions:				Falls:	-2.00									-2.00



Judges Details per Skater

Rank	Name	CC	Starting Number	Total Segment Score	Total Element Score	Program Score (factored)	Total Deductions							
27	WOLFSLAST Nina Larissa	AUT	31	24.44	12.04	14.40	-2.00							
#	Executed Elements	Info	Base Value	GOE	J1	J2	J3	J4	J5	J6	J7	J8	J9	Scores of Panel
1	2A<<	<<	1.10	-0.60	-3	-3	-3	-3	-3	-3	-3	-	-	0.50
2	3T<<	<<	1.30	-0.60	-3	-3	-3	-3	-3	-3	-3	-	-	0.70
3	2S<<+COMBO	<<	0.40	-0.30	-3	-3	-3	-3	-3	-3	-3	-	-	0.10
4	LSp4		2.70	0.00	0	-1	0	0	0	1	0	-	-	2.70
5	FSSp3		2.60	-0.06	-1	0	0	0	0	0	-1	-	-	2.54
6	StSq2		2.60	-0.10	-1	-1	0	0	0	0	0	-	-	2.50
7	CCoSp3		3.00	0.00	0	0	0	0	0	2	0	-	-	3.00
13.70													12.04	
Program Components				Factor										
Skating Skills				0.80	3.50	3.00	3.75	3.25	4.25	4.00	3.75	-	-	3.65
Transitions / Linking Footwork / Movement				0.80	3.00	2.50	4.00	3.50	4.25	3.75	3.25	-	-	3.50
Performance / Execution				0.80	3.00	2.25	4.00	3.25	4.50	3.75	3.50	-	-	3.50
Choreography / Composition				0.80	3.25	2.75	4.25	3.50	4.50	4.00	3.75	-	-	3.75
Interpretation				0.80	3.00	2.50	4.00	3.25	4.50	4.00	3.75	-	-	3.60
Judges Total Program Component Score (factored)													14.40	
Deductions:				Falls: -2.00									-2.00	

Rank	Name	CC	Starting Number	Total Segment Score	Total Element Score	Program Score (factored)	Total Deductions							
28	KORRI Dimitra	GRE	30	21.37	12.25	14.12	-5.00							
#	Executed Elements	Info	Base Value	GOE	J1	J2	J3	J4	J5	J6	J7	J8	J9	Scores of Panel
1	2A<<	<<	1.10	-0.60	-3	-3	-3	-3	-3	-3	-3	-	-	0.50
2	FSSp4		3.00	0.00	-1	0	0	0	0	0	0	-	-	3.00
3	CCoSp4		3.50	0.00	0	0	0	0	0	2	0	-	-	3.50
4	2Lo*	*	0.00	0.00	-	-	-	-	-	-	-	-	-	0.00
5	2Lze<<+COMBO+2T*	e	0.55	-0.30	-3	-3	-3	-3	-3	-3	-3	-	-	0.25
6	StSq2		2.60	-0.20	0	-1	0	-1	0	0	-1	-	-	2.40
7	LSp3		2.40	0.20	0	1	1	0	0	1	0	-	-	2.60
13.15													12.25	
Program Components				Factor										
Skating Skills				0.80	4.00	3.00	4.00	3.00	3.50	3.75	3.75	-	-	3.60
Transitions / Linking Footwork / Movement				0.80	4.00	2.75	4.00	3.25	3.00	3.50	3.50	-	-	3.45
Performance / Execution				0.80	4.00	2.50	3.75	3.25	3.25	3.75	3.50	-	-	3.50
Choreography / Composition				0.80	4.25	2.75	4.25	3.50	3.00	3.50	3.75	-	-	3.60
Interpretation				0.80	4.25	3.00	4.25	3.25	3.00	3.50	3.50	-	-	3.50
Judges Total Program Component Score (factored)													14.12	
Deductions:				Time violation: -1.00	Falls: -4.00								-5.00	



Judges Details per Skater

Rank	Name	CC	Starting Number	Total Segment Score	Total Element Score	Program Score (factored)	Total Component Score (factored)	Total Deductions							
29	CHAYANGKURA Masinee	THA	19	17.62	7.06		12.56	-2.00							
#	Executed Elements	Info	Base Value	GOE	J1	J2	J3	J4	J5	J6	J7	J8	J9	Scores of Panel	
1	3Lo<<<+COMBO	<<	1.80	-0.90	-3	-3	-3	-3	-3	-3	-3	-	-	0.90	
2	2A<<	<<	1.10	-0.60	-3	-3	-3	-3	-3	-3	-3	-	-	0.50	
3	StSq1		1.80	0.00	-1	0	0	0	0	0	0	-	-	1.80	
4	LSp4		2.70	0.00	-1	0	0	0	0	1	0	-	-	2.70	
5	2S*	*	0.00	x 0.00	-	-	-	-	-	-	-	-	-	0.00	
6	FSSp1		2.00	-0.84	-3	-3	-2	-2	-3	-3	-3	-	-	1.16	
7	CCoSp		0.00	0.00	-	-	-	-	-	-	-	-	-	0.00	
			9.40										7.06		
Program Components			Factor												
Skating Skills			0.80	2.75	3.00	3.50	3.50	3.25	3.00	3.75	-	-	-	-	3.25
Transitions / Linking Footwork / Movement			0.80	2.25	3.00	3.75	3.75	2.75	2.75	3.25	-	-	-	-	3.10
Performance / Execution			0.80	2.50	2.25	3.50	3.25	3.00	2.75	3.50	-	-	-	-	3.00
Choreography / Composition			0.80	2.75	2.75	4.00	3.75	3.00	3.00	3.75	-	-	-	-	3.25
Interpretation			0.80	2.75	2.50	4.00	3.25	3.00	2.75	3.75	-	-	-	3.10	
Judges Total Program Component Score (factored)															12.56
Deductions:			Falls:	-2.00									-2.00		

Rank	Name	CC	Starting Number	Total Segment Score	Total Element Score	Program Score (factored)	Total Component Score (factored)	Total Deductions							
30	BEDROSOVA Kristina	KGZ	11	17.18	5.82		12.36	-1.00							
#	Executed Elements	Info	Base Value	GOE	J1	J2	J3	J4	J5	J6	J7	J8	J9	Scores of Panel	
1	1A*	*	0.00	0.00	-	-	-	-	-	-	-	-	-	0.00	
2	LSp1		1.50	-0.30	-2	-1	0	-1	-1	-1	-1	-	-	1.20	
3	2T+1T*	*	1.30	-0.48	0	-3	0	-3	-3	-3	-3	-	-	0.82	
4	CCoSpBV		1.50	-0.72	-2	-2	-2	-3	-2	-3	-3	-	-	0.78	
5	StSq1		1.80	-0.30	-2	-1	0	-2	-1	-1	0	-	-	1.50	
6	2S*	*	0.00	x 0.00	-	-	-	-	-	-	-	-	-	0.00	
7	FSSp1		2.00	-0.48	-2	0	-1	-2	-2	-1	-3	-	-	1.52	
			8.10										5.82		
Program Components			Factor												
Skating Skills			0.80	3.00	3.50	3.50	2.50	3.50	2.75	3.50	-	-	-	-	3.25
Transitions / Linking Footwork / Movement			0.80	2.75	3.50	4.00	2.75	3.00	2.50	3.00	-	-	-	-	3.00
Performance / Execution			0.80	2.75	2.25	4.00	2.75	3.25	2.75	3.00	-	-	-	-	2.90
Choreography / Composition			0.80	3.00	3.25	4.25	3.00	3.25	2.50	3.50	-	-	-	-	3.20
Interpretation			0.80	3.00	3.00	4.25	2.75	3.00	2.75	3.75	-	-	-	3.10	
Judges Total Program Component Score (factored)															12.36
Deductions:			Falls:	-1.00									-1.00		

LEGEND

GOE Grade of Execution x Credit for highlight distribution, base value multiplied by 1.1 e Wrong edge
 * Invalid element
 < Under-rotated jump



Almaty 2017

28TH WINTER UNIVERSIADE



FIGURE SKATING

Ice Dance



Results

Rank	Name	Country	Total Score	SD	FD
1	Alexandra NAZAROVA / Maxim NIKITIN	UKR	165.62	1	1
2	Sofia EVDOKIMOVA / Egor BAZIN	RUS	156.96	2	2
3	Shari KOCH / Christian NUECHTERN	GER	154.00	3	3
4	Katharina MUELLER / Tim DIECK	GER	141.22	4	8
5	Vasilisa DAVANKOVA / Anton SHIBNEV	RUS	137.86	7	4
6	Hong CHEN / Yan ZHAO	CHN	137.24	5	5
7	Nicole KUZMICHOVA / Alexandr SINICYN	CZE	135.00	6	7
8	Juulia TURKKILA / Matthias VERSLUIS	FIN	130.12	8	9
9	Jennifer URBAN / Benjamin STEFFAN	GER	126.92	9	10
10	Mathilde HAROLD / Mael DEMOUGEOT	FRA	126.04	10	6
11	Yuzhu GUO / Pengkun ZHAO	CHN	112.48	12	11
12	Maria STAVITSKAIA / Andrei BAGIN	RUS	111.26	11	12
13	Xiaotong WANG / Kaige ZHAO	CHN	100.02	13	13
14	Krystina KAUNATSKAIA / Yuri HULITSKI	BLR	86.86	14	14

Ingrid Wolter

WOLTER Ingrid Charlotte, ISU
Referee

Janet Cotton

COTON Janet, ISU
Technical Controller

LEGEND

FD Free Dance

SD Short Dance



Medallists

Medal	Name	Country
GOLD	NAZAROVA Alexandra NIKITIN Maxim	UKR - Ukraine
SILVER	EVDOKIMOVA Sofia BAZIN Egor	RUS - Russian Federation
BRONZE	KOCH Shari NUECHTERN Christian	GER - Germany



ISU Technical Panel and Panel of Judges

Technical Panel

Function

Name

Technical Controller	COTON Janet	ISU
Technical Specialist	HIGASHINO Ayako	ISU
Assistant Technical Specialist	GRINCOVA Slavka	ISU

Panel of Judges

Function

Name

Referee	WOLTER Ingrid Charlotte	ISU
Judge No.1	ORLANDINI Massimo	ITA
Judge No.2	STAHNKE Claudia	GER
Judge No.3	MAKAROVA Anastassia	UKR
Judge No.4	GRUSHMAN Petr	RUS
Judge No.5	YANG Fan	CHN
Judge No.6	GRELET LAMBERT Valerie	FRA
Judge No.7	BOEHM Allan	SVK

Data / Replay Operators

Function

Name

Data Operator	HAYAKAWA Risa	ISU
Replay Operator	TUNCAY Cenap Mengü	ISU



Segment Results

Rank	Name	Country	Total Segment Score
1	Alexandra NAZAROVA / Maxim NIKITIN	UKR	101.50
2	Sofia EVDOKIMOVA / Egor BAZIN	RUS	93.00
3	Shari KOCH / Christian NUECHTERN	GER	91.68
4	Vasilisa DAVANKOVA / Anton SHIBNEV	RUS	83.26
5	Hong CHEN / Yan ZHAO	CHN	82.22
6	Mathilde HAROLD / Mael DEMOUGEOT	FRA	80.14
7	Nicole KUZMICHOVA / Alexandr SINICYN	CZE	80.10
8	Katharina MUELLER / Tim DIECK	GER	79.90
9	Juulia TURKKILA / Matthias VERSLUIS	FIN	79.52
10	Jennifer URBAN / Benjamin STEFFAN	GER	77.38
11	Yuzhu GUO / Pengkun ZHAO	CHN	69.68
12	Maria STAVITSKAIA / Andrei BAGIN	RUS	67.46
13	Xiaotong WANG / Kaige ZHAO	CHN	61.20
14	Kristina KAUNATSKAIA / Yuri HULITSKI	BLR	52.92

Ingrid Wolter

WOLTER Ingrid Charlotte, ISU
Referee

Janet Coton

COTON Janet, ISU
Technical Controller



Judges Details per Skater

Rank	Name	Country	Starting Number	Total Segment Score	Total Element Score	Program Component Score (factored)	Total Deductions							
1	Alexandra NAZAROVA / Maxim NIKITIN	UKR	12	101.50	53.50	48.00	0.00							
#	Executed Elements	Info	Base Value	GOE	J1	J2	J3	J4	J5	J6	J7	J8	J9	Scores of Panel
1	SILi4		4.50	1.32	2	2	3	2	2	3	2	-	-	5.82
2	STw3		5.60	0.96	2	1	2	1	2	2	1	-	-	6.56
3	Sp4		5.60	0.84	1	1	1	1	2	3	2	-	-	6.44
4	SeSt3		7.10	1.76	2	1	2	2	1	1	2	-	-	8.86
5	CuLi4		4.50	1.56	3	3	3	2	2	2	3	-	-	6.06
6	ChSp1		0.70	1.26	2	3	2	1	1	2	2	-	-	1.96
7	DiSt3		7.10	2.20	2	2	2	2	2	2	1	-	-	9.30
8	RoLi4		4.50	1.20	2	2	2	2	2	2	2	-	-	5.70
9	ChLi1		0.70	2.10	3	3	3	2	3	3	3	-	-	2.80
40.30													53.50	
Program Components		Factor												
Skating Skills		1.20		8.00	7.75	8.25	8.50	7.50	7.25	8.00	-	-		7.90
Transitions / Linking Footwork / Movement		1.20		8.00	7.25	8.25	8.25	7.25	7.00	7.75	-	-		7.70
Performance / Execution		1.20		8.00	7.50	8.50	8.50	7.75	7.50	8.25	-	-		8.00
Composition / Choreography		1.20		8.25	8.00	8.50	8.50	8.00	7.25	8.00	-	-		8.15
Interpretation / Timing		1.20		8.25	8.00	8.50	8.75	7.75	8.25	8.25	-	-		8.25
Judges Total Program Component Score (factored)													48.00	
Deductions:													0.00	

Rank	Name	Country	Starting Number	Total Segment Score	Total Element Score	Program Component Score (factored)	Total Deductions							
2	Sofia EVDOKIMOVA / Egor BAZIN	RUS	14	93.00	48.90	44.10	0.00							
#	Executed Elements	Info	Base Value	GOE	J1	J2	J3	J4	J5	J6	J7	J8	J9	Scores of Panel
1	CoSp4		5.60	1.08	2	1	1	2	2	2	2	-	-	6.68
2	SeSt3		7.10	0.88	1	0	0	1	2	1	1	-	-	7.98
3	CuLi4		4.50	0.14	0	-1	0	2	1	1	-1	-	-	4.64
4	DiSt3		7.10	1.10	1	1	0	1	1	1	1	-	-	8.20
5	SILi4		4.50	1.20	2	2	1	2	2	2	2	-	-	5.70
6	STw4		6.60	1.20	2	2	2	2	2	2	2	-	-	7.80
7	RoLi3		4.00	0.96	2	1	1	1	2	2	2	-	-	4.96
8	ChSp1		0.70	0.98	2	0	1	1	2	1	2	-	-	1.68
9	ChLi1		0.70	0.56	1	0	1	1	2	0	1	-	-	1.26
40.80													48.90	
Program Components		Factor												
Skating Skills		1.20		7.50	7.25	7.50	8.00	7.25	7.00	7.25	-	-		7.35
Transitions / Linking Footwork / Movement		1.20		7.00	7.00	7.00	7.75	7.25	6.75	7.00	-	-		7.05
Performance / Execution		1.20		7.25	6.75	7.25	8.00	7.75	7.50	7.00	-	-		7.35
Composition / Choreography		1.20		7.25	7.50	7.50	8.00	8.00	7.25	7.00	-	-		7.50
Interpretation / Timing		1.20		7.50	7.00	7.25	8.25	7.75	7.75	7.25	-	-		7.50
Judges Total Program Component Score (factored)													44.10	
Deductions:													0.00	



Judges Details per Skater

Rank	Name	Country	Starting Number	Total Segment Score	Total Element Score	Program Component Score (factored)	Total Deductions
3	Shari KOCH / Christian NUECHTERN	GER	13	91.68	49.20	42.48	0.00

#	Executed Elements	Info	Base Value	GOE	J1	J2	J3	J4	J5	J6	J7	J8	J9	Scores of Panel
1	STw4		6.60	1.20	2	2	1	2	2	2	2	-	-	7.80
2	SILi4		4.50	0.84	1	2	1	1	2	1	2	-	-	5.34
3	CoSp4		5.60	0.84	1	1	1	1	2	2	2	-	-	6.44
4	SeSt3		7.10	1.10	1	1	0	1	2	1	1	-	-	8.20
5	ChTw1		0.70	0.70	0	2	1	1	1	2	0	-	-	1.40
6	CuLi3		4.00	0.96	1	1	1	2	2	2	2	-	-	4.96
7	DiSt3		7.10	1.10	1	1	0	1	1	1	1	-	-	8.20
8	RoLi4		4.50	0.96	1	2	1	1	2	2	2	-	-	5.46
9	ChLi1		0.70	0.70	1	1	1	1	1	0	1	-	-	1.40
40.80														
49.20														

Program Components

Factor

Skating Skills	1.20	6.75	7.25	7.25	7.50	7.00	6.50	7.25	-	-	-	-	-	7.10
Transitions / Linking Footwork / Movement	1.20	6.75	7.00	7.00	7.25	6.75	6.50	7.00	-	-	-	-	-	6.90
Performance / Execution	1.20	6.75	7.00	7.00	7.50	7.00	6.25	7.75	-	-	-	-	-	7.05
Composition / Choreography	1.20	7.00	7.50	7.25	7.50	7.00	6.75	7.25	-	-	-	-	-	7.20
Interpretation / Timing	1.20	7.00	7.25	7.00	7.75	6.75	7.00	7.50	-	-	-	-	-	7.15
Judges Total Program Component Score (factored)														42.48

Deductions:

0.00

Rank	Name	Country	Starting Number	Total Segment Score	Total Element Score	Program Component Score (factored)	Total Deductions
4	Vasilisa DAVANKOVA / Anton SHIBNEV	RUS	7	83.26	42.52	40.74	0.00

#	Executed Elements	Info	Base Value	GOE	J1	J2	J3	J4	J5	J6	J7	J8	J9	Scores of Panel
1	STw3		5.60	0.96	2	1	1	2	1	2	2	-	-	6.56
2	StLi4		4.50	0.72	2	2	1	1	0	1	1	-	-	5.22
3	CiSt2		5.60	1.10	1	0	2	1	1	1	1	-	-	6.70
4	CuLi4		4.50	1.08	1	2	2	1	2	2	2	-	-	5.58
5	SILi4		4.50	0.84	2	1	2	1	2	1	0	-	-	5.34
6	CoSp1		2.60	0.60	1	1	1	0	1	1	1	-	-	3.20
7	DiSt2		5.60	1.10	1	1	1	1	1	1	1	-	-	6.70
8	ChLi1		0.70	1.12	3	1	1	2	1	2	2	-	-	1.82
9	ChSp1		0.70	0.70	1	1	1	1	2	1	1	-	-	1.40
34.30														
42.52														

Program Components

Factor

Skating Skills	1.20	6.75	7.00	7.25	7.50	6.75	6.25	6.25	-	-	-	-	-	6.80
Transitions / Linking Footwork / Movement	1.20	6.25	6.50	7.00	7.00	6.50	6.00	6.00	-	-	-	-	-	6.45
Performance / Execution	1.20	6.75	6.75	7.50	7.25	6.75	6.50	7.00	-	-	-	-	-	6.90
Composition / Choreography	1.20	7.00	7.00	7.00	7.25	7.00	6.25	6.50	-	-	-	-	-	6.90
Interpretation / Timing	1.20	7.00	6.50	7.50	7.50	7.00	6.50	6.25	-	-	-	-	-	6.90
Judges Total Program Component Score (factored)														40.74

Deductions:

0.00



Judges Details per Skater

Rank	Name	Country	Starting Number	Total Segment Score	Total Element Score	Program Component Score (factored)	Total Deductions
5	Hong CHEN / Yan ZHAO	CHN	10	82.22	44.00	38.22	0.00

#	Executed Elements	Info	Base Value	GOE	J1	J2	J3	J4	J5	J6	J7	J8	J9	Scores of Panel
1	STw4		6.60	1.08	2	2	1	1	2	2	2	-	-	7.68
2	CiSt2		5.60	0.66	1	0	0	0	1	1	1	-	-	6.26
3	SILi4		4.50	0.72	1	1	1	1	2	2	1	-	-	5.22
4	CoSp4		5.60	0.36	1	0	0	0	1	1	1	-	-	5.96
5	DiSt2		5.60	1.10	1	1	0	1	1	1	1	-	-	6.70
6	CuLi3		4.00	0.84	2	0	1	1	2	2	1	-	-	4.84
7	RoLi4		4.50	0.60	1	1	0	1	2	1	1	-	-	5.10
8	ChLi1		0.70	0.70	1	1	0	1	1	2	1	-	-	1.40
9	ChSp1		0.70	0.14	0	1	0	0	1	0	0	-	-	0.84
37.80														
44.00														

Program Components

Factor

Skating Skills	1.20	6.75	6.25	6.75	6.75	6.75	6.00	6.00	-	-	6.50
Transitions / Linking Footwork / Movement	1.20	6.50	5.50	6.00	6.50	6.75	6.00	5.75	-	-	6.15
Performance / Execution	1.20	6.75	5.75	6.50	6.50	7.25	6.25	6.25	-	-	6.45
Composition / Choreography	1.20	6.50	6.00	6.25	6.75	7.00	6.00	6.00	-	-	6.30
Interpretation / Timing	1.20	6.50	5.75	6.50	6.75	7.00	6.75	5.75	-	-	6.45
Judges Total Program Component Score (factored)											38.22

Deductions:

0.00

Rank	Name	Country	Starting Number	Total Segment Score	Total Element Score	Program Component Score (factored)	Total Deductions
6	Mathilde HAROLD / Mael DEMOUGEOT	FRA	6	80.14	43.84	36.30	0.00

#	Executed Elements	Info	Base Value	GOE	J1	J2	J3	J4	J5	J6	J7	J8	J9	Scores of Panel
1	STw3		5.60	0.04	0	-1	1	1	-1	1	-1	-	-	5.64
2	CiSt2		5.60	0.66	0	1	1	0	0	1	1	-	-	6.26
3	SILi4		4.50	1.08	2	2	2	1	2	1	2	-	-	5.58
4	RoLi4		4.50	0.72	1	1	1	1	2	2	0	-	-	5.22
5	Sp4		5.60	0.48	1	1	0	0	1	2	1	-	-	6.08
6	ChSp1		0.70	0.70	1	1	0	1	1	2	1	-	-	1.40
7	DiSt3		7.10	0.22	0	0	0	0	0	1	1	-	-	7.32
8	StLi4		4.50	0.72	1	1	1	1	1	2	2	-	-	5.22
9	ChLi1		0.70	0.42	0	1	1	1	0	1	0	-	-	1.12
38.80														
43.84														

Program Components

Factor

Skating Skills	1.20	6.00	5.50	6.25	6.75	5.25	5.50	6.00	-	-	5.85
Transitions / Linking Footwork / Movement	1.20	6.00	5.50	5.75	6.50	5.25	6.00	5.75	-	-	5.80
Performance / Execution	1.20	6.25	5.75	6.25	6.50	5.75	6.00	6.25	-	-	6.10
Composition / Choreography	1.20	6.00	6.00	6.00	6.75	6.00	6.25	6.50	-	-	6.15
Interpretation / Timing	1.20	6.25	6.00	6.50	7.00	6.00	6.50	6.50	-	-	6.35
Judges Total Program Component Score (factored)											36.30

Deductions:

0.00



Judges Details per Skater

Rank	Name	Country	Starting Number	Total Segment Score	Total Element Score	Program Component Score (factored)	Total Deductions								
7	Nicole KUZMICHOVA / Alexandr SINICYN	CZE	9	80.10	41.22	38.88	0.00								
#	Executed Elements	Info	Base Value	GOE	J1	J2	J3	J4	J5	J6	J7	J8	J9	Scores of Panel	
1	STw3		5.60	0.24	0	0	1	0	1	2	0	-	-	5.84	
2	DiSt2		5.60	0.88	0	1	0	1	2	1	1	-	-	6.48	
3	ChTw1		0.70	0.84	1	1	1	0	2	2	1	-	-	1.54	
4	RoLi4+RoLi4		9.00	1.20	1	1	1	1	2	1	1	-	-	10.20	
5	SILi4		4.50	0.84	1	1	2	1	2	3	1	-	-	5.34	
6	CiSt2		5.60	0.88	0	1	1	1	1	2	0	-	-	6.48	
7	CoSp2		3.60	0.48	0	1	1	0	1	1	1	-	-	4.08	
8	ChSp1		0.70	0.56	0	1	1	0	2	2	0	-	-	1.26	
35.30													41.22		
Program Components			Factor												
Skating Skills			1.20	6.25	6.25	6.75	6.75	6.75	6.50	6.00	-	-	-	-	6.50
Transitions / Linking Footwork / Movement			1.20	6.00	6.00	6.50	6.50	6.75	6.25	5.75	-	-	-	-	6.25
Performance / Execution			1.20	6.25	6.50	6.75	6.75	7.00	6.50	5.75	-	-	-	-	6.55
Composition / Choreography			1.20	6.00	6.50	6.50	6.75	7.25	6.75	5.75	-	-	-	6.50	
Interpretation / Timing			1.20	6.25	6.25	6.75	6.75	7.00	7.25	5.50	-	-	-	6.60	
Judges Total Program Component Score (factored)														38.88	
Deductions:														0.00	

Rank	Name	Country	Starting Number	Total Segment Score	Total Element Score	Program Component Score (factored)	Total Deductions								
8	Katharina MUELLER / Tim DIECK	GER	11	79.90	39.80	41.10	-1.00								
#	Executed Elements	Info	Base Value	GOE	J1	J2	J3	J4	J5	J6	J7	J8	J9	Scores of Panel	
1	STw2		4.60	-0.50	-1	-1	-1	-1	-1	0	-1	-	-	4.10	
2	SILi4+RoLi4		9.00	1.68	2	1	2	2	1	1	1	-	-	10.68	
3	CoSp4		5.60	0.60	1	1	1	1	0	1	1	-	-	6.20	
4	CiSt2		5.60	1.10	1	1	1	1	1	1	1	-	-	6.70	
5	ChSp1		0.70	0.84	0	2	0	1	1	2	2	-	-	1.54	
6	CuLi4		4.50	1.08	2	2	1	1	2	2	2	-	-	5.58	
7	DiSt2		5.60	-2.00	-2	-2	-2	-2	-1	-2	-2	-	-	3.60	
8	ChLi1		0.70	0.70	0	1	1	1	1	1	1	-	-	1.40	
36.30													39.80		
Program Components			Factor												
Skating Skills			1.20	6.50	7.00	7.25	7.25	6.50	6.50	6.50	-	-	-	-	6.75
Transitions / Linking Footwork / Movement			1.20	6.50	7.25	7.00	7.00	6.50	6.75	6.25	-	-	-	-	6.75
Performance / Execution			1.20	6.75	6.75	7.00	7.25	6.75	6.50	6.00	-	-	-	-	6.75
Composition / Choreography			1.20	7.00	7.25	7.50	7.25	6.75	7.00	6.25	-	-	-	-	7.05
Interpretation / Timing			1.20	6.75	7.00	7.25	7.50	6.50	7.25	6.50	-	-	-	6.95	
Judges Total Program Component Score (factored)														41.10	
Deductions:			Falls:	-1.00										-1.00	



Judges Details per Skater

Rank	Name	Country	Starting Number	Total Segment Score	Total Element Score	Program Component Score (factored)	Total Deductions
9	Juulia TURKKILA / Matthias VERSLUIS	FIN	8	79.52	42.62	36.90	0.00

#	Executed Elements	Info	Base Value	GOE	J1	J2	J3	J4	J5	J6	J7	J8	J9	Scores of Panel
1	CuLi4		4.50	0.72	1	1	1	0	2	2	1	-	-	5.22
2	STw3		5.60	-0.50	-1	-1	-1	-1	-1	0	-1	-	-	5.10
3	CiSt2		5.60	0.66	0	0	0	1	1	1	1	-	-	6.26
4	SILi4		4.50	0.60	1	1	1	1	1	1	1	-	-	5.10
5	CoSp4		5.60	0.96	2	2	1	1	2	1	2	-	-	6.56
6	ChSp1		0.70	0.70	0	1	1	1	1	2	1	-	-	1.40
7	RoLi4		4.50	0.96	1	2	2	1	2	1	2	-	-	5.46
8	DiSt2		5.60	0.66	0	1	0	0	1	1	1	-	-	6.26
9	ChLi1		0.70	0.56	0	2	0	1	1	3	0	-	-	1.26
37.30														42.62

Program Components

Program Components	Factor	J1	J2	J3	J4	J5	J6	J7	J8	J9	Scores of Panel
Skating Skills	1.20	6.00	5.75	6.25	6.50	6.25	5.75	6.00	-	-	6.05
Transitions / Linking Footwork / Movement	1.20	6.00	5.50	6.00	6.25	6.25	5.50	5.75	-	-	5.90
Performance / Execution	1.20	6.25	5.75	6.25	6.25	6.50	6.25	6.00	-	-	6.20
Composition / Choreography	1.20	6.50	6.25	6.25	6.50	6.75	6.00	6.00	-	-	6.30
Interpretation / Timing	1.20	6.25	6.00	6.25	6.75	6.50	6.25	6.25	-	-	6.30
Judges Total Program Component Score (factored)											36.90

Deductions:

0.00

Rank	Name	Country	Starting Number	Total Segment Score	Total Element Score	Program Component Score (factored)	Total Deductions
10	Jennifer URBAN / Benjamin STEFFAN	GER	5	77.38	40.04	38.34	-1.00

#	Executed Elements	Info	Base Value	GOE	J1	J2	J3	J4	J5	J6	J7	J8	J9	Scores of Panel
1	STw2		4.60	0.00	0	0	0	0	-1	1	0	-	-	4.60
2	CuLi4		4.50	0.96	2	2	2	1	1	1	2	-	-	5.46
3	MiSt2		5.60	-2.00	-2	-2	-2	-2	-1	-2	-2	-	-	3.60
4	CoSp4		5.60	0.24	0	1	0	1	0	0	1	-	-	5.84
5	SILi4		4.50	0.72	2	1	1	1	1	1	2	-	-	5.22
6	CiSt2		5.60	0.66	1	0	1	0	0	1	1	-	-	6.26
7	ChSp1		0.70	0.84	2	1	1	1	0	2	1	-	-	1.54
8	RoLi4		4.50	1.20	2	2	2	1	2	2	2	-	-	5.70
9	ChLi1		0.70	1.12	3	2	1	1	1	2	2	-	-	1.82
36.30														40.04

Program Components

Program Components	Factor	J1	J2	J3	J4	J5	J6	J7	J8	J9	Scores of Panel
Skating Skills	1.20	6.50	6.50	6.50	6.50	6.00	5.75	6.00	-	-	6.30
Transitions / Linking Footwork / Movement	1.20	6.50	6.25	6.00	6.25	6.00	5.50	6.00	-	-	6.10
Performance / Execution	1.20	6.50	6.75	6.25	6.50	6.25	5.50	6.50	-	-	6.40
Composition / Choreography	1.20	6.75	7.00	6.75	6.75	6.50	6.00	6.25	-	-	6.60
Interpretation / Timing	1.20	7.00	6.75	6.50	6.75	6.25	6.50	6.25	-	-	6.55
Judges Total Program Component Score (factored)											38.34

Deductions:

Falls: -1.00

-1.00



Judges Details per Skater

Rank	Name	Country	Starting Number	Total Segment Score	Total Element Score	Program Component Score (factored)	Total Deductions
11	Yuzhu GUO / Pengkun ZHAO	CHN	4	69.68	38.12	31.56	0.00

#	Executed Elements	Info	Base Value	GOE	J1	J2	J3	J4	J5	J6	J7	J8	J9	Scores of Panel
1	CoSp3		4.60	0.48	0	1	1	0	1	1	1	-	-	5.08
2	SiLi4		4.50	0.60	1	1	1	0	1	2	1	-	-	5.10
3	DiSt2		5.60	0.00	0	0	0	0	0	0	0	-	-	5.60
4	STw4		6.60	0.36	0	1	0	1	0	1	1	-	-	6.96
5	RoLi3		4.00	0.60	1	1	1	1	1	1	1	-	-	4.60
6	ChSp1		0.70	0.14	0	1	0	0	0	1	0	-	-	0.84
7	CiSt1		4.10	0.12	0	0	0	0	0	1	1	-	-	4.22
8	CuLi3		4.00	0.60	1	1	1	1	1	1	1	-	-	4.60
9	ChLi1		0.70	0.42	0	2	0	0	1	1	1	-	-	1.12
34.80														
38.12														

Program Components

Factor

Skating Skills	1.20	5.00	5.00	4.75	5.75	5.25	5.25	5.50	-	-	5.20
Transitions / Linking Footwork / Movement	1.20	5.00	4.50	4.25	5.25	5.25	5.25	5.25	-	-	5.05
Performance / Execution	1.20	5.25	4.75	4.50	5.50	5.50	5.50	5.75	-	-	5.30
Composition / Choreography	1.20	5.25	5.25	4.50	5.75	5.50	5.50	5.50	-	-	5.40
Interpretation / Timing	1.20	5.00	4.75	4.75	5.75	5.75	6.25	5.50	-	-	5.35
Judges Total Program Component Score (factored)											31.56

Deductions:

0.00

Rank	Name	Country	Starting Number	Total Segment Score	Total Element Score	Program Component Score (factored)	Total Deductions
12	Maria STAVITSKAIA / Andrei BAGIN	RUS	1	67.46	33.86	33.60	0.00

#	Executed Elements	Info	Base Value	GOE	J1	J2	J3	J4	J5	J6	J7	J8	J9	Scores of Panel
1	STw2		4.60	0.12	0	0	1	0	1	0	0	-	-	4.72
2	SiLi4		4.50	0.60	1	1	1	1	1	1	1	-	-	5.10
3	CiSt1		4.10	-0.50	-1	-2	-1	-1	-1	-1	-1	-	-	3.60
4	RoLi4		4.50	0.48	1	0	1	0	1	1	1	-	-	4.98
5	CoSp2		3.60	0.00	0	0	0	0	0	0	0	-	-	3.60
6	MiSt1		4.10	0.00	0	0	0	-1	0	0	0	-	-	4.10
7	CuLi4		4.50	0.60	1	1	0	1	1	1	1	-	-	5.10
8	ChLi1		0.70	0.28	0	1	1	0	1	0	0	-	-	0.98
9	ChSp1		0.70	0.98	2	2	0	1	1	1	2	-	-	1.68
31.30														
33.86														

Program Components

Factor

Skating Skills	1.20	5.50	5.75	5.50	6.50	5.25	5.25	5.75	-	-	5.55
Transitions / Linking Footwork / Movement	1.20	5.25	5.50	5.50	6.25	5.00	5.00	5.50	-	-	5.35
Performance / Execution	1.20	5.50	5.00	5.75	6.25	5.25	5.50	5.75	-	-	5.55
Composition / Choreography	1.20	5.75	6.00	6.00	6.50	5.50	5.75	5.75	-	-	5.85
Interpretation / Timing	1.20	5.50	5.75	5.75	6.75	5.50	6.00	5.50	-	-	5.70
Judges Total Program Component Score (factored)											33.60

Deductions:

0.00



Judges Details per Skater

Rank	Name	Country	Starting Number	Total Segment Score	Total Element Score	Program Component Score (factored)	Total Deductions
13	Xiaotong WANG / Kaige ZHAO	CHN	2	61.20	32.68	29.52	-1.00

#	Executed Elements	Info	Base Value	GOE	J1	J2	J3	J4	J5	J6	J7	J8	J9	Scores of Panel
1	SiLi3	>	4.00	0.36	0	-1	1	0	1	2	1	-	-	4.36
2	STw3		5.60	-0.20	-1	-1	0	-1	0	1	0	-	-	5.40
3	SeSt1		4.10	0.00	0	-1	0	0	0	0	0	-	-	4.10
4	RoLi4		4.50	0.60	1	1	1	1	1	2	1	-	-	5.10
5	CoSp1		2.60	-0.06	-1	0	0	-1	0	0	0	-	-	2.54
6	CuLi4		4.50	0.48	0	1	1	0	1	1	1	-	-	4.98
7	DiSt1		4.10	0.00	0	0	0	0	0	0	0	-	-	4.10
8	ChLi1		0.70	0.28	1	1	0	-1	0	2	0	-	-	0.98
9	ChSp1		0.70	0.42	0	1	0	1	0	2	1	-	-	1.12
30.80														
32.68														

Program Components

Factor

Skating Skills	1.20	4.50	4.50	5.00	5.50	4.75	5.25	5.00	-	-	4.90	
Transitions / Linking Footwork / Movement	1.20	4.50	4.25	4.50	5.00	4.25	5.00	5.00	-	-	4.65	
Performance / Execution	1.20	4.50	4.50	5.00	5.00	4.75	5.25	5.50	-	-	4.90	
Composition / Choreography	1.20	5.00	5.00	5.25	5.25	4.50	5.50	5.25	-	-	5.15	
Interpretation / Timing	1.20	4.75	4.25	4.75	5.50	4.75	5.75	5.25	-	-	5.00	
Judges Total Program Component Score (factored)												29.52

Deductions: Extended lifts: -1.00 -1.00

Rank	Name	Country	Starting Number	Total Segment Score	Total Element Score	Program Component Score (factored)	Total Deductions
14	Kristina KAUNATSKAIA / Yuri HULITSKI	BLR	3	52.92	28.36	25.56	-1.00

#	Executed Elements	Info	Base Value	GOE	J1	J2	J3	J4	J5	J6	J7	J8	J9	Scores of Panel
1	SiLi3		4.00	-0.90	-2	-2	-2	-3	-1	0	-2	-	-	3.10
2	SeSt1		4.10	-0.10	-1	-1	0	0	0	0	0	-	-	4.00
3	CoSp2		3.60	0.12	0	1	0	0	0	1	0	-	-	3.72
4	RoLi4		4.50	0.36	0	1	0	0	1	1	1	-	-	4.86
5	STw1		3.10	-0.70	-2	-2	-2	-2	-1	-2	-2	-	-	2.40
6	ChTw1		0.70	-0.04	0	0	0	-1	0	-1	0	-	-	0.66
7	DiSt1		4.10	0.00	-1	0	0	0	0	0	0	-	-	4.10
8	ChSp1		0.70	-0.04	0	-1	0	-1	0	0	0	-	-	0.66
9	StLi4		4.50	0.36	1	1	0	0	0	1	1	-	-	4.86
29.30														
28.36														

Program Components

Factor

Skating Skills	1.20	3.50	4.00	4.00	4.50	4.00	4.75	4.75	-	-	4.25	
Transitions / Linking Footwork / Movement	1.20	3.75	4.25	3.75	4.25	3.75	5.00	4.25	-	-	4.05	
Performance / Execution	1.20	3.75	4.00	4.00	4.50	4.00	5.25	4.25	-	-	4.15	
Composition / Choreography	1.20	4.50	5.00	4.00	4.50	4.50	5.00	4.50	-	-	4.60	
Interpretation / Timing	1.20	4.00	4.25	3.75	4.75	3.75	5.75	4.50	-	-	4.25	
Judges Total Program Component Score (factored)												25.56

Deductions: Extended lifts: -1.00 -1.00

LEGEND

GOE Grade of Execution



ISU Technical Panel and Panel of Judges

Technical Panel

Function

Name

Technical Controller	COTON Janet	ISU
Technical Specialist	HIGASHINO Ayako	ISU
Assistant Technical Specialist	GRINCOVA Slavka	ISU

Panel of Judges

Function

Name

Referee	WOLTER Ingrid Charlotte	ISU
Judge No.1	GRUSHMAN Petr	RUS
Judge No.2	GRELET LAMBERT Valerie	FRA
Judge No.3	BOEHM Allan	SVK
Judge No.4	STAHNKE Claudia	GER
Judge No.5	YANG Fan	CHN
Judge No.6	ORLANDINI Massimo	ITA
Judge No.7	MAKAROVA Anastassia	UKR

Data / Replay Operators

Function

Name

Data Operator	HAYAKAWA Risa	ISU
Replay Operator	TUNCAY Cenap Mengü	ISU



Almaty 2017
28th WINTER UNIVERSIADE



Segment Results

Rank	Name	Country	Total Segment Score
1	Alexandra NAZAROVA / Maxim NIKITIN	UKR	64.12
2	Sofia EVDOKIMOVA / Egor BAZIN	RUS	63.96
3	Shari KOCH / Christian NUECHTERN	GER	62.32
4	Katharina MUELLER / Tim DIECK	GER	61.32
5	Hong CHEN / Yan ZHAO	CHN	55.02
6	Nicole KUZMICHOVA / Alexandr SINICYN	CZE	54.90
7	Vasilisa DAVANKOVA / Anton SHIBNEV	RUS	54.60
8	Juulia TURKKILA / Matthias VERSLUIS	FIN	50.60
9	Jennifer URBAN / Benjamin STEFFAN	GER	49.54
10	Mathilde HAROLD / Mael DEMOUGEOT	FRA	45.90
11	Maria STAVITSKAIA / Andrei BAGIN	RUS	43.80
12	Yuzhu GUO / Pengkun ZHAO	CHN	42.80
13	Xiaotong WANG / Kaige ZHAO	CHN	38.82
14	Kristina KAUNATSKAIA / Yuri HULITSKI	BLR	33.94

Ingrid Wolter

WOLTER Ingrid Charlotte, ISU
Referee

Janet Cotton

COTON Janet, ISU
Technical Controller





Judges Details per Skater

Rank	Name	Country	Starting Number	Total Segment Score	Total Element Score	Program Component Score (factored)	Total Deductions
1	Alexandra NAZAROVA / Maxim NIKITIN	UKR	6	64.12	33.00	31.12	0.00

#	Executed Elements	Info	Base Value	GOE	J1	J2	J3	J4	J5	J6	J7	J8	J9	Scores of Panel
1	1MB3+kpTYT		4.40	0.96	2	2	2	1	1	1	2	-	-	5.36
2	PSt3		7.10	1.54	1	2	1	1	1	2	2	-	-	8.64
3	CuLi4		4.50	1.56	2	3	2	3	2	3	3	-	-	6.06
4	STw2		4.60	-0.30	-1	0	-1	-1	-1	0	0	-	-	4.30
5	NtMiSt3		7.10	1.54	1	1	1	2	1	2	2	-	-	8.64
			27.70										33.00	

Program Components

Factor

Skating Skills	0.80	8.25	7.25	8.25	7.50	6.75	7.75	8.00	-	-			7.75
Transitions / Linking Footwork / Movement	0.80	8.00	7.50	8.00	7.25	6.50	7.50	8.25	-	-			7.65
Performance / Execution	0.80	8.00	7.25	8.50	7.25	6.75	7.75	8.00	-	-			7.65
Composition / Choreography	0.80	8.25	7.50	8.50	7.50	7.00	8.00	8.25	-	-			7.90
Interpretation / Timing	0.80	8.25	7.75	8.50	7.50	6.75	8.00	8.25	-	-			7.95
Judges Total Program Component Score (factored)													31.12

Deductions:

0.00

Rank	Name	Country	Starting Number	Total Segment Score	Total Element Score	Program Component Score (factored)	Total Deductions
2	Sofia EVDOKIMOVA / Egor BAZIN	RUS	12	63.96	34.12	29.84	0.00

#	Executed Elements	Info	Base Value	GOE	J1	J2	J3	J4	J5	J6	J7	J8	J9	Scores of Panel
1	1MB3+kpNYY		4.40	0.60	1	1	1	0	1	1	1	-	-	5.00
2	PSt3		7.10	1.10	1	1	1	1	1	1	1	-	-	8.20
3	CuLi4		4.50	1.32	2	3	3	2	2	2	2	-	-	5.82
4	NtMiSt3		7.10	2.20	2	2	2	2	1	2	2	-	-	9.30
5	STw2		4.60	1.20	2	2	2	2	2	2	2	-	-	5.80
			27.70										34.12	

Program Components

Factor

Skating Skills	0.80	8.25	7.00	7.50	7.25	7.50	7.75	7.25	-	-			7.45
Transitions / Linking Footwork / Movement	0.80	7.75	6.75	7.50	7.00	7.25	7.25	7.00	-	-			7.20
Performance / Execution	0.80	8.00	7.25	8.00	7.50	7.50	7.75	7.25	-	-			7.60
Composition / Choreography	0.80	8.25	7.00	7.50	7.50	7.25	7.50	7.25	-	-			7.40
Interpretation / Timing	0.80	8.25	7.50	8.00	7.25	7.50	7.75	7.50	-	-			7.65
Judges Total Program Component Score (factored)													29.84

Deductions:

0.00



Judges Details per Skater

Rank	Name	Country	Starting Number	Total Segment Score	Total Element Score	Program Component Score (factored)	Total Deductions
3	Shari KOCH / Christian NUECHTERN	GER	8	62.32	34.76	27.56	0.00

#	Executed Elements	Info	Base Value	GOE	J1	J2	J3	J4	J5	J6	J7	J8	J9	Scores of Panel
1	SLi4		4.50	1.20	1	2	2	2	2	2	2	-	-	5.70
2	STw4		6.60	0.36	0	1	0	1	1	0	1	-	-	6.96
3	1MB4+kpYYY		5.00	0.48	1	0	1	1	1	0	1	-	-	5.48
4	PSt3		7.10	1.10	1	1	1	1	1	1	1	-	-	8.20
5	NtMiSt3		7.10	1.32	1	2	1	2	1	1	1	-	-	8.42
			30.30										34.76	

Program Components

Factor

Skating Skills	0.80	7.25	6.25	7.00	7.00	6.75	7.00	6.75	-	-			6.90
Transitions / Linking Footwork / Movement	0.80	7.00	6.00	6.75	6.75	6.50	6.50	6.50	-	-			6.60
Performance / Execution	0.80	7.25	6.50	7.00	7.50	6.75	7.00	6.75	-	-			6.95
Composition / Choreography	0.80	7.50	6.75	6.75	7.50	7.00	6.75	6.75	-	-			6.95
Interpretation / Timing	0.80	7.50	7.25	6.75	7.25	6.75	7.00	7.00	-	-			7.05
Judges Total Program Component Score (factored)													27.56

Deductions:

0.00

Rank	Name	Country	Starting Number	Total Segment Score	Total Element Score	Program Component Score (factored)	Total Deductions
4	Katharina MUELLER / Tim DIECK	GER	4	61.32	32.92	28.40	0.00

#	Executed Elements	Info	Base Value	GOE	J1	J2	J3	J4	J5	J6	J7	J8	J9	Scores of Panel
1	STw3		5.60	0.36	0	2	0	1	0	1	1	-	-	5.96
2	1MB4+kpYYY		5.00	0.72	1	2	1	1	0	1	2	-	-	5.72
3	PSt2		5.60	1.10	1	2	1	1	1	1	1	-	-	6.70
4	NtMiSt3		7.10	1.98	1	2	2	2	1	2	2	-	-	9.08
5	RoLi4		4.50	0.96	1	2	1	2	1	2	2	-	-	5.46
			27.80										32.92	

Program Components

Factor

Skating Skills	0.80	7.50	6.50	6.50	7.25	5.75	7.50	7.25	-	-			7.00
Transitions / Linking Footwork / Movement	0.80	7.25	7.00	6.25	7.00	5.75	7.25	7.00	-	-			6.90
Performance / Execution	0.80	7.25	7.25	6.75	7.25	6.00	7.50	7.50	-	-			7.20
Composition / Choreography	0.80	7.50	6.75	6.50	7.50	6.00	7.50	7.25	-	-			7.10
Interpretation / Timing	0.80	7.50	7.25	7.00	7.25	6.25	7.75	7.50	-	-			7.30
Judges Total Program Component Score (factored)													28.40

Deductions:

0.00



Judges Details per Skater

Rank	Name	Country	Starting Number	Total Segment Score	Total Element Score	Program Component Score (factored)	Total Deductions
5	Hong CHEN / Yan ZHAO	CHN	7	55.02	30.26	24.76	0.00

#	Executed Elements	Info	Base Value	GOE	J1	J2	J3	J4	J5	J6	J7	J8	J9	Scores of Panel
1	STw4		6.60	0.96	0	2	2	2	2	1	1	-	-	7.56
2	1MB3+kpYTY		4.40	0.00	0	0	0	0	0	0	0	-	-	4.40
3	PSt2		5.60	0.88	-1	1	1	1	1	1	0	-	-	6.48
4	NtDiSt2		5.60	0.88	0	1	2	1	1	1	0	-	-	6.48
5	RoLi4		4.50	0.84	1	2	1	2	1	2	1	-	-	5.34
26.70														

Program Components

Factor

Skating Skills	0.80	5.50	5.75	7.00	6.50	6.25	6.50	6.00	-	-				6.20
Transitions / Linking Footwork / Movement	0.80	5.25	5.50	6.00	6.00	6.00	6.25	5.50	-	-				5.80
Performance / Execution	0.80	5.50	6.00	7.25	6.50	6.25	6.75	6.00	-	-				6.30
Composition / Choreography	0.80	5.75	5.75	6.50	6.75	6.50	6.50	5.75	-	-				6.20
Interpretation / Timing	0.80	6.00	6.50	6.75	6.50	6.50	6.75	5.75	-	-				6.45
Judges Total Program Component Score (factored)														24.76

Deductions:

0.00

Rank	Name	Country	Starting Number	Total Segment Score	Total Element Score	Program Component Score (factored)	Total Deductions
6	Nicole KUZMICHKOVA / Alexandr SINICYN	CZE	9	54.90	29.42	25.48	0.00

#	Executed Elements	Info	Base Value	GOE	J1	J2	J3	J4	J5	J6	J7	J8	J9	Scores of Panel
1	STw4		6.60	0.36	0	1	-1	1	1	0	1	-	-	6.96
2	NtMiSt2		5.60	1.10	1	1	1	1	1	1	1	-	-	6.70
3	1MB4+kpYYY		5.00	0.12	0	0	0	-1	1	0	1	-	-	5.12
4	PSt2		5.60	0.44	0	1	1	0	0	0	1	-	-	6.04
5	SILi3		4.00	0.60	1	2	1	1	1	1	1	-	-	4.60
26.80														

Program Components

Factor

Skating Skills	0.80	6.25	6.50	6.25	5.75	6.50	6.50	6.50	-	-				6.40
Transitions / Linking Footwork / Movement	0.80	6.00	6.00	6.00	5.00	6.25	6.25	6.25	-	-				6.10
Performance / Execution	0.80	6.25	6.25	6.75	5.50	6.50	6.50	6.50	-	-				6.40
Composition / Choreography	0.80	6.50	6.00	6.25	6.25	6.75	6.50	6.75	-	-				6.45
Interpretation / Timing	0.80	6.50	6.75	6.50	5.25	6.50	6.50	6.50	-	-				6.50
Judges Total Program Component Score (factored)														25.48

Deductions:

0.00



Judges Details per Skater

Rank	Name	Country	Starting Number	Total Segment Score	Total Element Score	Program Component Score (factored)	Total Deductions
7	Vasilisa DAVANKOVA / Anton SHIBNEV	RUS	10	54.60	28.60	26.00	0.00

#	Executed Elements	Info	Base Value	GOE	J1	J2	J3	J4	J5	J6	J7	J8	J9	Scores of Panel
1	1MB3+kpYTY		4.40	0.48	1	0	1	1	1	0	1	-	-	4.88
2	PSt2		5.60	0.46	1	1	-1	-1	1	0	1	-	-	6.06
3	STw3		5.60	0.36	2	2	1	0	0	0	0	-	-	5.96
4	NtMiSt2		5.60	1.10	1	1	1	1	1	1	1	-	-	6.70
5	CuLi4		4.50	0.50	2	1	-1	-1	1	1	2	-	-	5.00
			25.70										28.60	

Program Components

Factor

Skating Skills	0.80	7.50	6.00	6.50	7.00	6.50	6.50	6.50	6.50	-	-	-	-	6.60
Transitions / Linking Footwork / Movement	0.80	7.25	5.75	6.00	6.50	6.25	6.00	6.50	6.50	-	-	-	-	6.25
Performance / Execution	0.80	7.50	6.00	6.25	6.75	6.50	6.25	6.75	6.75	-	-	-	-	6.50
Composition / Choreography	0.80	7.50	6.25	6.25	7.25	6.25	6.50	7.00	7.00	-	-	-	-	6.65
Interpretation / Timing	0.80	7.50	6.50	6.00	6.50	6.25	6.50	6.75	6.75	-	-	-	-	6.50
Judges Total Program Component Score (factored)														26.00

Deductions:

0.00

Rank	Name	Country	Starting Number	Total Segment Score	Total Element Score	Program Component Score (factored)	Total Deductions
8	Juulia TURKKILA / Matthias VERSLUIS	FIN	3	50.60	27.60	23.00	0.00

#	Executed Elements	Info	Base Value	GOE	J1	J2	J3	J4	J5	J6	J7	J8	J9	Scores of Panel
1	STw4		6.60	-0.20	-1	0	-1	0	-1	0	0	-	-	6.40
2	1MB2+kpYNN		3.80	0.00	0	0	0	0	0	0	1	-	-	3.80
3	PSt2		5.60	0.00	0	0	0	0	0	0	0	-	-	5.60
4	NtMiSt2		5.60	1.10	1	1	1	1	1	1	1	-	-	6.70
5	RoLi4		4.50	0.60	1	2	1	1	1	1	1	-	-	5.10
			26.10										27.60	

Program Components

Factor

Skating Skills	0.80	5.75	5.25	6.00	5.50	5.25	5.75	6.00	6.00	-	-	-	-	5.65
Transitions / Linking Footwork / Movement	0.80	5.50	5.75	5.75	5.00	5.00	5.75	5.50	5.50	-	-	-	-	5.50
Performance / Execution	0.80	5.75	5.50	6.00	5.75	5.25	5.75	5.50	5.50	-	-	-	-	5.65
Composition / Choreography	0.80	6.00	5.75	5.75	6.00	5.25	6.25	5.75	5.75	-	-	-	-	5.85
Interpretation / Timing	0.80	6.25	6.50	6.25	5.75	5.00	6.25	6.00	6.00	-	-	-	-	6.10
Judges Total Program Component Score (factored)														23.00

Deductions:

0.00



Judges Details per Skater

Rank	Name	Country	Starting Number	Total Segment Score	Total Element Score	Program Component Score (factored)	Total Deductions
9	Jennifer URBAN / Benjamin STEFFAN	GER	14	49.54	26.06	24.48	-1.00

#	Executed Elements	Info	Base Value	GOE	J1	J2	J3	J4	J5	J6	J7	J8	J9	Scores of Panel
1	STw3		5.60	-1.10	-2	-2	-2	-3	-3	-2	-2	-	-	4.50
2	NtMiSt2		5.60	1.10	0	1	1	1	1	1	1	-	-	6.70
3	1MB2+kpNNY		3.80	0.00	0	0	1	0	0	0	0	-	-	3.80
4	PSt2		5.60	0.00	0	0	1	0	0	0	0	-	-	5.60
5	RoLi4		4.50	0.96	1	2	2	2	1	1	2	-	-	5.46
25.10														

Program Components

Factor

Skating Skills	0.80	6.50	5.50	6.50	6.00	5.00	6.25	6.50	-	-	-	-	-	6.15
Transitions / Linking Footwork / Movement	0.80	6.00	5.25	6.00	6.00	5.00	6.25	6.00	-	-	-	-	-	5.85
Performance / Execution	0.80	6.25	5.25	6.50	5.50	5.50	5.75	6.25	-	-	-	-	-	5.85
Composition / Choreography	0.80	6.25	6.00	6.75	6.75	5.75	6.50	6.50	-	-	-	-	-	6.40
Interpretation / Timing	0.80	6.50	6.50	6.75	6.25	5.25	6.25	6.25	-	-	-	-	-	6.35
Judges Total Program Component Score (factored)														24.48

Deductions: Falls: -1.00 -1.00

Rank	Name	Country	Starting Number	Total Segment Score	Total Element Score	Program Component Score (factored)	Total Deductions
10	Mathilde HAROLD / Mael DEMOUGEOT	FRA	1	45.90	23.70	22.20	0.00

#	Executed Elements	Info	Base Value	GOE	J1	J2	J3	J4	J5	J6	J7	J8	J9	Scores of Panel
1	1MB3+kpYTY		4.40	0.12	0	1	0	0	0	0	1	-	-	4.52
2	PSt1		4.10	0.00	0	1	0	0	0	0	0	-	-	4.10
3	STw2		4.60	-0.10	0	0	-1	-1	0	0	0	-	-	4.50
4	NtMiSt2		5.60	0.00	0	1	0	-1	0	0	0	-	-	5.60
5	RoLi4		4.50	0.48	1	2	0	1	0	1	1	-	-	4.98
23.20														

Program Components

Factor

Skating Skills	0.80	6.00	5.50	5.50	4.50	4.75	6.00	6.00	-	-	-	-	-	5.55
Transitions / Linking Footwork / Movement	0.80	5.50	5.75	5.25	4.50	4.50	5.75	5.50	-	-	-	-	-	5.30
Performance / Execution	0.80	5.75	6.00	5.50	4.25	4.75	5.75	5.75	-	-	-	-	-	5.50
Composition / Choreography	0.80	5.75	5.75	5.50	5.50	5.00	6.00	6.00	-	-	-	-	-	5.70
Interpretation / Timing	0.80	6.00	6.25	5.75	5.00	4.50	6.00	5.75	-	-	-	-	-	5.70
Judges Total Program Component Score (factored)														22.20

Deductions: 0.00



Judges Details per Skater

Rank	Name	Country	Starting Number	Total Segment Score	Total Element Score	Program Component Score (factored)	Total Deductions
11	Maria STAVITSKAIA / Andrei BAGIN	RUS	2	43.80	21.16	22.64	0.00

#	Executed Elements	Info	Base Value	GOE	J1	J2	J3	J4	J5	J6	J7	J8	J9	Scores of Panel
1	1MB2+kpYNN		3.80	0.00	0	0	1	0	0	0	0	-	-	3.80
2	PSt2		5.60	0.00	1	0	0	0	0	0	0	-	-	5.60
3	STw1		3.10	-0.54	-1	-1	-2	-2	-2	-1	-2	-	-	2.56
4	SILi4		4.50	0.60	1	1	0	1	1	1	1	-	-	5.10
5	NtDiSt1		4.10	0.00	1	0	0	0	0	0	0	-	-	4.10
			21.10										21.16	

Program Components

Factor

Skating Skills	0.80	7.25	4.75	6.25	6.25	5.25	5.75	5.50	-	-	-	-	5.80
Transitions / Linking Footwork / Movement	0.80	6.75	4.75	5.50	5.75	5.00	5.50	5.25	-	-	-	-	5.40
Performance / Execution	0.80	7.00	5.25	5.50	5.75	4.75	5.75	5.50	-	-	-	-	5.55
Composition / Choreography	0.80	7.25	5.50	5.75	6.25	5.00	6.00	5.75	-	-	-	-	5.85
Interpretation / Timing	0.80	7.25	5.25	5.75	6.25	4.75	5.75	5.50	-	-	-	-	5.70
Judges Total Program Component Score (factored)													22.64

Deductions:

0.00

Rank	Name	Country	Starting Number	Total Segment Score	Total Element Score	Program Component Score (factored)	Total Deductions
12	Yuzhu GUO / Pengkun ZHAO	CHN	13	42.80	22.80	20.00	0.00

#	Executed Elements	Info	Base Value	GOE	J1	J2	J3	J4	J5	J6	J7	J8	J9	Scores of Panel
1	1MB1+kpNNN		3.20	-0.30	0	0	0	-1	-1	-1	-1	-	-	2.90
2	PSt1		4.10	0.00	0	0	0	-1	0	0	0	-	-	4.10
3	RoLi4		4.50	0.36	0	2	2	1	0	0	0	-	-	4.86
4	STw4		6.60	0.12	0	1	0	1	0	0	-1	-	-	6.72
5	NtMiSt1		4.10	0.12	0	1	1	-1	0	0	0	-	-	4.22
			22.50										22.80	

Program Components

Factor

Skating Skills	0.80	5.50	5.00	5.50	5.00	4.75	4.50	3.75	-	-	-	-	4.95
Transitions / Linking Footwork / Movement	0.80	5.25	4.50	5.25	4.75	4.75	4.50	3.75	-	-	-	-	4.75
Performance / Execution	0.80	5.50	5.25	5.75	4.75	5.25	4.50	4.00	-	-	-	-	5.05
Composition / Choreography	0.80	5.50	5.00	5.25	5.25	5.50	5.00	4.00	-	-	-	-	5.20
Interpretation / Timing	0.80	5.50	5.75	5.50	4.00	5.25	5.00	3.75	-	-	-	-	5.05
Judges Total Program Component Score (factored)													20.00

Deductions:

0.00



Judges Details per Skater

Rank	Name	Country	Starting Number	Total Segment Score	Total Element Score	Program Component Score (factored)	Total Deductions
13	Xiaotong WANG / Kaige ZHAO	CHN	5	38.82	19.78	19.04	0.00

#	Executed Elements	Info	Base Value	GOE	J1	J2	J3	J4	J5	J6	J7	J8	J9	Scores of Panel
1	STw2		4.60	0.00	0	1	0	0	-1	0	0	-	-	4.60
2	1MB1+kpTNN		3.20	-0.50	0	-1	-1	-2	-1	-1	-1	-	-	2.70
3	PSt1		4.10	-0.50	-1	0	-1	-1	-1	-1	-1	-	-	3.60
4	NtMiSt1		4.10	-0.20	0	0	-1	-1	-1	0	0	-	-	3.90
5	RoLi4		4.50	0.48	1	0	1	1	1	1	0	-	-	4.98
			20.50										19.78	

Program Components

Factor

Skating Skills	0.80	6.00	5.00	5.25	4.75	4.50	4.75	4.50	-	-	-	-	4.85
Transitions / Linking Footwork / Movement	0.80	6.00	4.75	4.75	4.25	4.25	4.50	4.00	-	-	-	-	4.50
Performance / Execution	0.80	6.25	4.75	5.00	4.00	4.75	4.50	4.25	-	-	-	-	4.65
Composition / Choreography	0.80	6.25	5.25	5.25	5.00	4.75	5.00	4.50	-	-	-	-	5.05
Interpretation / Timing	0.80	6.25	5.75	5.00	4.00	4.50	4.50	4.00	-	-	-	-	4.75
Judges Total Program Component Score (factored)													19.04

Deductions:

0.00

Rank	Name	Country	Starting Number	Total Segment Score	Total Element Score	Program Component Score (factored)	Total Deductions
14	Kristina KAUNATSKAIA / Yuri HULITSKI	BLR	11	33.94	17.54	16.40	0.00

#	Executed Elements	Info	Base Value	GOE	J1	J2	J3	J4	J5	J6	J7	J8	J9	Scores of Panel
1	SILi4		4.50	0.24	0	1	0	1	1	0	0	-	-	4.74
2	1MB1+kpNNN		3.20	-0.50	-1	-1	-1	-2	-1	-1	-1	-	-	2.70
3	PStB		2.60	-0.60	-2	0	-1	-1	-2	-2	0	-	-	2.00
4	STw2		4.60	-0.50	-1	-1	-1	-1	-1	-2	-1	-	-	4.10
5	NtMiSt1		4.10	-0.10	0	0	0	-1	0	-1	0	-	-	4.00
			19.00										17.54	

Program Components

Factor

Skating Skills	0.80	5.00	4.75	4.75	3.50	3.75	3.50	4.00	-	-	-	-	4.15
Transitions / Linking Footwork / Movement	0.80	4.50	4.50	4.50	3.00	3.50	3.50	3.75	-	-	-	-	3.95
Performance / Execution	0.80	4.75	4.75	4.50	3.00	3.75	3.75	4.00	-	-	-	-	4.15
Composition / Choreography	0.80	4.75	4.50	4.50	4.00	3.50	3.75	4.00	-	-	-	-	4.15
Interpretation / Timing	0.80	5.00	5.00	4.50	3.50	3.50	3.75	3.75	-	-	-	-	4.10
Judges Total Program Component Score (factored)													16.40

Deductions:

0.00

LEGEND

GOE Grade of Execution



Official Communication

Item: 1

Updated Start List Figure Skating Ladies Short Program

Summary:

In accordance with the result of the Draw Starting Order, the Start List has been updated

Details:

[The Start List Figure Skating Ladies Short Program has been updated based on the information received from FISU International Control Committee (CIC) that Ms. ZHENG Lu (CHN) drawn as No.9 was not approved by FISU CIC to compete at the 28th Winter Universiade in Almaty.]

Issued by: FISU TD
Time: 10:31
Date: 1 FEB 2017

This decision affects: Results
Schedule
Other



Almaty 2017

28TH WINTER UNIVERSIADE



FREESTYLE SKIING

7	Freestyle Skiing	861
7.1	Table of Contents	862
7.2	Entry List by Country	864
7.3	Medallists by Event	869
7.4	Ladies' Aerials	870
7.4.1	Event Results Summary	871
7.4.2	Super Final	872
7.4.2.1	Phase Results Summary	872
7.4.3	Final	873
7.4.3.1	Start List	873
7.4.4	Qualification	874
7.4.4.1	Phase Results Summary	874
7.4.4.2	Run 1	876
7.4.4.2.1	Start List	876
7.4.4.3	Run 2	877
7.4.4.3.1	Start List	877
7.4.4.3.2	Tie Breaking Protocol	878
7.5	Ladies' Moguls	879
7.5.1	Event Results Summary	880
7.5.2	Final	881
7.5.2.1	Start List	881
7.5.3	Qualification	882
7.5.3.1	Start List	882
7.5.3.2	Results	883
7.6	Ladies' Dual Moguls	885
7.6.1	Results Bracket	886
7.6.2	Qualification	887
7.6.2.1	Start List	887
7.6.2.2	Results	888
7.7	Ladies' Ski Cross	890
7.7.1	Results	891
7.7.2	Brackets	892
7.7.3	Qualification	893
7.7.3.1	Start List	893
7.7.3.2	Results	894
7.8	Men's Aerials	895
7.8.1	Event Results Summary	896
7.8.2	Super Final	897
7.8.2.1	Phase Results Summary	897
7.8.3	Final	899

7.8.3.1	Start List	899
7.8.4	Qualification	900
7.8.4.1	Start List - Run 1	900
7.8.4.2	Start List - Run 2	901
7.8.4.3	Phase Results Summary	902
7.9	Men's Moguls	904
7.9.1	Event Results Summary	905
7.9.2	Final	906
7.9.2.1	Start List	906
7.9.3	Qualification	907
7.9.3.1	Start List	907
7.9.3.2	Results	908
7.10	Men's Dual Moguls	910
7.10.1	Results Bracket	911
7.10.2	Qualification	912
7.10.2.1	Start List	912
7.10.2.2	Results	913
7.11	Men's Ski Cross	915
7.11.1	Results	916
7.11.2	Brackets	918
7.11.3	Qualification	919
7.11.3.1	Start List	919
7.11.3.2	Results	921
7.12	Mixed Team Aerials	923
7.12.1	Event Results Summary	924
7.12.2	Super Final	925
7.12.2.1	Start List - Run 1	925
7.12.2.2	Start List - Run 2	926
7.12.3	Final	927
7.12.3.1	Start List - Run 1	927
7.12.3.2	Start List - Run 2	928
7.12.4	Qualification	929
7.12.4.1	Start List - Run 1	929
7.12.4.2	Start List - Run 2	930



Entry List by Country

As of 5 FEB 2017

	Men		Ladies		Total	
	Competitors	CTRYs	Competitors	CTRYs	Competitors	CTRYs
Aerials	13	5	9	5	22	6
Moguls	16	6	17	8	33	10
Ski Cross	31	15	9	6	40	16
Total entries/CTRYs	60	18	35	12	95	20

CTRY	FIS Code	Name	Gender	Event Code	MO FIS Points (Rk)	AE FIS Points (Rk)	SX FIS Points (Rk)	HP FIS Points (Rk)	SS FIS Points (Rk)	Date of Birth
------	----------	------	--------	------------	--------------------	--------------------	--------------------	--------------------	--------------------	---------------

AUT - Austria

2532990	PFEIFFER	Gina	F	MO MO	62.50 (116)					18 AUG 1994
2530097	RAMSAUER	Katharina	F	MO MO	90.00 (84)					21 MAY 1995
2530136	SCHOENHOFER	Nicoline	F	MO MO	0.00 (999)					30 OCT 1993
2532585	HUBER	Fabian	M	SX			110.00 (100)			13 JAN 1997

Total of 4 AUT competitors (3 Ladies - 1 Man)

BEL - Belgium

2530780	VANDEVELDE	Patrick	M	SX			49.80 (178)			11 AUG 1995
---------	------------	---------	---	----	--	--	-------------	--	--	-------------

Total of 1 BEL competitor (1 Man)

BLR - Belarus

2530639	LIASHKEVICH	Vera	F	AE		181.00 (36)				13 JAN 1997
2530640	ROSLIK	Hanna	F	AE		171.00 (38)				5 JUL 1997
2528124	BASHLAKOU	Artsiom	M	AE		225.00 (33)				27 MAR 1995

Total of 3 BLR competitors (2 Ladies - 1 Man)

CHN - People's Republic of China

2528803	GAO	Dongxue	F	MO	9.50 (208)					4 JAN 1992
2533012	MA	Zhuoni	F	MO	50.00 (130)					21 FEB 1998
2531966	XU	Nuo	F	AE		156.00 (41)				10 JUL 1996
2527639	ZHANG	Yingfan	F	MO	0.01 (241)					9 JUL 1992
2530171	ZHU	Yingying	F	AE		210.00 (29)				9 AUG 1994
2532317	GUO	Ziming	M	AE		117.00 (53)				13 APR 1997
2533274	LI	Zhonglin	M	AE		78.00 (65)				8 SEP 1998
2531967	SHI	Haitao	M	AE		136.50 (45)				26 SEP 1996
2533272	SUN	Jiaxu	M	AE		45.24 (85)				1 JUN 1999

Total of 9 CHN competitors (5 Ladies - 4 Men)

CZE - Czech Republic

2528474	CECH	Jiri	M	SX			152.00 (80)			13 APR 1993
2532615	HENIG	Jakub	M	SX			27.50 (243)			22 MAY 1995
2526777	HONZIG	Daniel	M	MO MO	40.00 (191)					13 DEC 1992
2530146	JURICA	Vit	M	SX			55.75 (164)			12 AUG 1993
2529013	KRENEK	Jakub	M	SX			47.75 (182)			9 JUL 1993

Total of 5 CZE competitors (5 Men)



Entry List by Country

As of 5 FEB 2017

CTRY		Gender	Event Code	MO FIS Points (Rk)	AE FIS Points (Rk)	SX FIS Points (Rk)	HP FIS Points (Rk)	SS FIS Points (Rk)	Date of Birth
FIS Code	Name								
FIN - Finland									
2530276	LAHTI Anniina	F	MO MO	64.40 (111)					28 OCT 1996
2531915	MUILU Ida-Maria	F	MO MO	13.32 (193)					27 JAN 1997
<i>Total of 2 FIN competitors (2 Ladies)</i>									
FRA - France									
2528338	CABROL Clement	M	MO MO	52.60 (158)					27 MAY 1995
2526514	SEIGNEUR Yohann	M	MO MO	245.00 (33)					4 JAN 1993
<i>Total of 2 FRA competitors (2 Men)</i>									
GBR - United Kingdom of G.B. & N.I.									
2530678	WALLACE Elodie	F	AE MO MO	0.00 (999)	40.56 (71)				15 MAY 1997
2532546	JONES Samuel	M	MO MO	17.00 (275)					21 APR 1997
2530279	KEYES Liam	M	MO MO	30.00 (222)					26 OCT 1995
2529834	WILLOWS Laurence	M	SX				52.60 (169)		27 APR 1996
<i>Total of 4 GBR competitors (1 Lady - 3 Men)</i>									
GEO - Georgia									
2533953	CHARTOLANI Besiki	M	SX				0.00 (999)		24 JUL 1994
2532594	TEDIASHVILI Davit	M	SX				80.00 (119)		15 NOV 1992
<i>Total of 2 GEO competitors (2 Men)</i>									
GER - Germany									
2533832	FREY Vanessa	F	SX				44.99 (113)		22 FEB 1992
2529303	REDEKER Svenja	F	MO MO	86.80 (87)					24 FEB 1995
2533806	LEBER Bjoern	M	SX				3.75 (367)		2 OCT 1997
<i>Total of 3 GER competitors (2 Ladies - 1 Man)</i>									
ITA - Italy									
2533215	CROESE Riccardo	M	SX				55.80 (163)		15 JUN 1994
<i>Total of 1 ITA competitor (1 Man)</i>									



Entry List by Country

As of 5 FEB 2017

CTRY		Gender	Event Code	MO FIS Points (Rk)	AE FIS Points (Rk)	SX FIS Points (Rk)	HP FIS Points (Rk)	SS FIS Points (Rk)	Date of Birth
FIS Code	Name								
KAZ - Kazakhstan									
2529574	ALDABERGENOVA Zhanbota	F	AE		625.00 (8)				23 SEP 1995
2527470	ARAPBAYEVA Zhibek	F	AE		184.50 (35)				8 DEC 1991
2484307	GALYSHEVA Yulia	F	MO MO	800.00 (4)					23 OCT 1992
2528844	KALMURZAYEVA Akhmarzhan	F	AE		110.00 (54)				25 DEC 1995
2531408	SAPIYANOVA Aizhan	F	SX				47.40 (110)		30 APR 1998
2529572	ALDABERGENOV Madi	M	SX				7.83 (341)		13 JAN 1996
2529571	BABAKIN Danil	M	SX				29.10 (238)		22 JUN 1996
2531404	GEBERT Alexandr	M	MO MO	12.78 (293)					4 JUL 1998
2532087	GORLACHEV Konstantin	M	MO MO	13.20 (291)					16 SEP 1997
2529818	INKARBEB Baglan	M	AE		77.50 (66)				22 APR 1994
2531409	KAIRAT Olzhas	M	SX				16.00 (302)		23 JUN 1998
2528846	KOLMAKOV Pavel	M	MO MO	380.00 (23)					14 AUG 1996
2530144	MUKHAMEJANOV Darkhan	M	AE		40.50 (89)				21 FEB 1990
2528854	MULLAYEV Alon	M	SX				50.55 (175)		16 JUL 1995
2469168	REIHERD Dmitriy	M	MO MO	550.00 (11)					1 AUG 1989

Total of 15 KAZ competitors (5 Ladies - 10 Men)

KOR - Republic of Korea									
2531855	CHOI Ji-Hoon	M	SX				37.60 (211)		15 MAR 1996
2533539	KIM Namjeen	M	AE		79.30 (64)				18 DEC 1996
2531846	PARK Hyun	M	SX				113.60 (96)		30 AUG 1993
2527731	YOON Gi-Chan	M	AE		75.40 (67)				23 OCT 1994

Total of 4 KOR competitors (4 Men)

PAR - Paraguay									
2531618	MARINO Julia	F	SX				47.70 (109)		14 APR 1992

Total of 1 PAR competitor (1 Lady)

POL - Poland									
2533519	KLUSAK Jakub	M	SX				0.00 (999)		2 JAN 1992
2533518	KLUSAK Michal	M	SX				0.00 (999)		20 JUL 1990

Total of 2 POL competitors (2 Men)



Entry List by Country

As of 5 FEB 2017

CTRY	FIS Code	Name	Gender	Event Code	MO FIS Points (Rk)	AE FIS Points (Rk)	SX FIS Points (Rk)	HP FIS Points (Rk)	SS FIS Points (Rk)	Date of Birth
RUS - Russian Federation										
	2529428	ANTONOVA Anna	F	SX				153.00 (57)		9 JUN 1994
	2529457	AVERYANOVA Mayya	F	SX				167.00 (52)		8 MAY 1994
	2530486	BEZGODOVA Yelizaveta	F	MO MO	170.00 (45)					10 MAY 1997
	2529439	DYATKINA Antonina	F	MO	58.40 (121)					4 JUL 1996
	2528565	MALTSEVA Ekaterina	F	SX				204.00 (47)		25 APR 1994
	2530485	PERVUSHINA Anastasiya	F	MO MO	132.50 (61)					22 JUL 1997
	2530484	SAFIULINA Anastasiya	F	MO MO	114.20 (67)					29 APR 1997
	2531688	SAFONOVA Elizaveta	F	SX				10.40 (138)		30 MAY 1997
	2529438	SHAFEROVA Ekaterina	F	MO	70.40 (104)					7 JUN 1995
	2532219	ZAYTSEVA Elena	F	AE		0.00 (999)				2 JUL 1997
	2530973	GAREEV Radmir	M	AE		84.60 (62)				22 MAY 1993
	2529433	GATILOV Georgiy	M	MO	58.00 (144)					7 MAY 1996
	2528351	GEDROVICH Evgeniy	M	MO MO	137.00 (72)					1 JUN 1996
	2530489	GUSEV Vladislav	M	MO MO	64.80 (134)					9 SEP 1996
	2531577	KHALEMIN Anton	M	SX				65.70 (140)		22 APR 1994
	2533437	KOLGOTIN Pavel	M	SX				68.05 (135)		25 MAR 1994
	2527850	MERENKOV Kirill	M	SX				117.25 (94)		22 JUL 1992
	2531123	NABIULIN Artem	M	SX				162.00 (75)		25 AUG 1996
	2485005	SHIMBUEV Sergei	M	MO MO	191.00 (51)					22 JAN 1992
	2528992	SIVENKOV Lev	M	AE		0.00 (999)				21 AUG 1997
	2532225	SOLOVII Aleksei	M	AE		0.00 (999)				20 MAY 1996
	2530493	SVETLAKOV Nikita	M	MO	133.00 (74)					8 APR 1997
	2528198	TRUSHKIN Maksim	M	AE		0.00 (999)				6 AUG 1997

Total of 23 RUS competitors (10 Ladies - 13 Men)

SUI - Switzerland

	2529773	CHELI Zoe	F	SX				236.25 (42)		20 FEB 1996
	2533174	FROMM Enrico	M	SX				51.30 (174)		2 MAY 1997
	2529307	HENZI Timothe	M	SX				17.28 (295)		13 APR 1992
	2533852	KAECH Noah	M	SX				25.05 (256)		9 JUL 1997
	2528933	STUDER Loris	M	SX				26.25 (249)		1 MAY 1993

Total of 5 SUI competitors (1 Lady - 4 Men)

SVK - Slovakia

	2534002	KATRENIC Henrich	M	SX				0.00 (999)		21 MAY 1998
--	---------	------------------	---	----	--	--	--	------------	--	-------------

Total of 1 SVK competitor (1 Man)

UKR - Ukraine

	2530613	PETROVA Tetiana	F	MO MO	0.00 (999)					5 JUN 1993
	2533889	HAM Ihor	M	SX				0.00 (999)		2 SEP 1995
	2533890	KOVBASNYUK Taras	M	SX				0.00 (999)		9 MAR 1997
	2530143	LEBEDYK Andriy	M	MO	0.00 (999)					18 NOV 1993
	2529901	MASYRA Oleh	M	MO MO	2.16 (403)					24 JUL 1996

Total of 5 UKR competitors (1 Lady - 4 Men)



Entry List by Country

As of 5 FEB 2017

CTRY		Gender	Event Code	MO FIS Points (Rk)	AE FIS Points (Rk)	SX FIS Points (Rk)	HP FIS Points (Rk)	SS FIS Points (Rk)	Date of Birth
FIS Code	Name								
USA - United States of America									
2532280	MCNATT Leta	F	SX				57.85 (101)		13 DEC 1995
2530995	HAYWARD Thomas	M	SX				41.95 (196)		27 JUN 1997

Total of 2 USA competitors (1 Lady - 1 Man)



Medallists by Event

As of 7 FEB 2017 at 16:08

After 9 of 9 Events

Event	Date	Medal	Name	CTRY Code
Ladies' Dual Moguls	FRI 3 FEB	GOLD	GALYSHEVA Yulia	KAZ
		SILVER	BEZGODOVA Yelizaveta	RUS
		BRONZE	RAMSAUER Katharina	AUT
Men's Dual Moguls	FRI 3 FEB	GOLD	REIHERD Dmitry	KAZ
		SILVER	SHIMBUEV Sergei	RUS
		BRONZE	KOLMAKOV Pavel	KAZ
Ladies' Aerials	MON 30 JAN	GOLD	ZHU Yingying	CHN
		SILVER	ARAPBAYEVA Zhibek	KAZ
		BRONZE	ALDABERGENOVA Zhanbota	KAZ
Men's Aerials	MON 30 JAN	GOLD	LI Zhonglin	CHN
		SILVER	BASHLAKOU Artsiom	BLR
		BRONZE	GUO Ziming	CHN
Ladies' Moguls	THU 2 FEB	GOLD	GALYSHEVA Yulia	KAZ
		SILVER	PERVUSHINA Anastasiya	RUS
		BRONZE	RAMSAUER Katharina	AUT
Men's Moguls	THU 2 FEB	GOLD	REIHERD Dmitry	KAZ
		SILVER	SHIMBUEV Sergei	RUS
		BRONZE	KOLMAKOV Pavel	KAZ
Mixed Aerials	TUE 31 JAN	GOLD	ALDABERGENOVA Zhanbota INKARBEK Baglan	KAZ
		SILVER	SHI Haitao XU Nuo	CHN
		BRONZE	GUO Ziming ZHU Yingying	CHN
Ladies' Ski Cross	TUE 7 FEB	GOLD	ANTONOVA Anna	RUS
		SILVER	VERYANOVA Mayya	RUS
		BRONZE	MALTSEVA Ekaterina	RUS
Men's Ski Cross	TUE 7 FEB	GOLD	CECH Jiri	CZE
		SILVER	MERENKOV Kirill	RUS
		BRONZE	FROMM Enrico	SUI



Almaty 2017

28TH WINTER UNIVERSIADE



FREESTYLE SKIING

Ladies' Aerials



Event Results Summary

AE

Number of Competitors: 9 Number of Countries: 5

Rank	Bib	FIS Code	Name	Country	YB	Q1		Q2		F1		F2		Race Points
						Score	Rk	Score	Rk	Score	Rk	Score	Rk	

RESULTS FROM FINAL 2

1	2	2530171	ZHU Yingying	CHN	1994	69.68	(3)	DNF		69.94	(3)	64.09	(1)	260.00
2	3	2527470	ARAPBAYEVA Zhibek	KAZ	1991	66.04	(4)	70.76	(3)	69.89	(4)	60.84	(2)	208.00
3	1	2529574	ALDABERGENOVA Zhanbota	KAZ	1995	84.42	(1)	76.27	(1)	77.14	(1)	60.48	(3)	156.00
4	4	2530639	LIASHKEVICH Vera	BLR	1997	43.21	(9)	65.52	(5)	71.34	(2)	50.96	(4)	130.00

RESULTS FROM FINAL 1

5	7	2528844	KALMURZAYEVA Akmarzhan	KAZ	1995	52.78	(7)	71.50	(2)	67.34	(5)			117.00
6	6	2531966	XU Nuo	CHN	1996	72.45	(2)	67.86	(4)	66.78	(6)			104.00
7	9	2532219	ZAYTSEVA Elena	RUS	1997	57.19	(6)	51.60	(8)	56.17	(7)			93.60
8	5	2530640	ROSLIK Hanna	BLR	1997	65.52	(5)	58.29	(6)	42.34	(8)			83.20

RESULTS FROM QUALIFICATION

9	8	2530678	WALLACE Elodie Rosa	GBR	1997	52.20	(8)	52.21	(7)					75.40
---	---	---------	---------------------	-----	------	-------	-----	-------	-----	--	--	--	--	-------

Legend:

DNF	Did Not Finish	Fn	Final n	Qn	Qualification n	Rk	Rank
YB	Year of Birth						



Phase Results Summary

AE

Jury			Course Data			
FISU Technical Delegate:	FERRY Magnus	SWE	Course Name:	Mishas Course		
Technical Delegate:	MATT Rudi	GER	In-run:	Distance	Height	Gradient
Head Judge:	KITOV Oleg	RUS	Table:	65.0m		25°
Chief of Competition:	ARKAYEVA Diana	KAZ	Landing:	28.0m		
Officials			Kicker 1:	29.5m		37.0°
Chief of Course:	MIHAILOV Alexandr	RUS	Kicker 2:	4.00m	2.10m	56°
			Kicker 3:	6.50m	3.50m	66°
			Kicker 3:	6.70m	3.60m	66°
			Judges			
			Judge 1:	KRUCHOK Kirill	BLR	
			Judge 2:	CARR Martin	GBR	
			Judge 3:	ORSATTI Alberto	ITA	
			Judge 4:	ANTTILA Veli Petri Sakari	FIN	
			Judge 5:	LADIĆ Dejan	SLO	

Number of Competitors: 8 Number of Countries: 4

Rank	Bib	FIS Code	Name	Country Code	YB	Jump	Air	Form	LDG	Total	Jump	DD	Run Score	Tie
------	-----	----------	------	--------------	----	------	-----	------	-----	-------	------	----	-----------	-----

SUPER FINAL

1	2	2530171	ZHU Yingying	CHN	1994	F2: 4.7	10.6	6.8	22.10	bLF	2.900	64.09	
						F1: 5.2	13.1	8.6	26.90	bLT	2.600	69.94	
2	3	2527470	ARAPBAYEVA Zhibek	KAZ	1991	F2: 4.2	11.8	7.4	23.40	bLT	2.600	60.84	
						F1: 4.7	12.4	7.0	24.10	bLF	2.900	69.89	
3	1	2529574	ALDABERGENOVA Zhanbota	KAZ	1995	F2: 5.1	12.2	1.9	19.20	bFF	3.150	60.48	
						F1: 5.5	13.6	7.5	26.60	bLF	2.900	77.14	
4	4	2530639	LIASHKEVICH Vera	BLR	1997	F2: 4.9	11.7	3.0	19.60	bLT	2.600	50.96	
						F1: 5.1	12.8	6.7	24.60	bLF	2.900	71.34	

FINAL

5	7	2528844	KALMURZAYEVA Akmarzhan	KAZ	1995	F1: 5.1	13.2	7.6	25.90	bLP	2.600	67.34	
6	6	2531966	XU Nuo	CHN	1996	F1: 4.3	11.4	5.5	21.20	bFF	3.150	66.78	
7	9	2532219	ZAYTSEVA Elena	RUS	1997	F1: 5.3	13.5	8.6	27.40	bL	2.050	56.17	
8	5	2530640	ROSLIK Hanna	BLR	1997	F1: 4.0	9.7	0.9	14.60	bLF	2.900	42.34	

Conditions on Course

Weather: Sunny	Temperature: 3°C / 37°F	Snow Condition: Compact	Snow Temperature: -3°C / 26°F
-----------------------	--------------------------------	--------------------------------	--------------------------------------

Explanation of Jump Codes:

Sommersault direction	b = Back, f = Front, s = Side
Body position	L = Lay (layout/straight), T = Tuck, P = Pike
Number of twists	H = Half (½ twist), Hl = Half twist in layout position, F = Full (1 twist), Ru = Rudy (1½ twist), dF = Double Full (2 twists), Ra = Randy (2½ twists), tF = Triple Full
Example: bLTF	back/Lay-Tuck-Full = Triple back somersault, with the first somersault laid out, second tucked, third with a full twist

Legend:

DD	Degree of Difficulty	J	Judge	LDG	Landing	Tie	Tie-break points
YB	Year of Birth						



Almaty 2017
28th WINTER UNIVERSIADE

Tabagan Ski Resort

MON 30 JAN 2017
Starttime: 14:00
Endtime: 14:12

Freestyle Skiing

Ladies' Aerials

Final



Start List

AE

Jury			Course Data			
FISU Technical Delegate:	FERRY Magnus	SWE	Course Name:	Mishas Course		
Technical Delegate:	MATT Rudi	GER	In-run:	Distance	Height	Gradient
Head Judge:	KITOV Oleg	RUS	Table:	65.0m		25°
Chief of Competition:	ARKAYEVA Diana	KAZ	Landing:	28.0m		
Officials			Kicker 1:	29.5m		37.0°
Chief of Course:	MIHAILOV Alexandr	RUS	2:	4.00m	2.10m	56°
			3:	6.50m	3.50m	66°
			3:	6.70m	3.60m	66°
			Judges			
			Judge 1:	KRUCHOK Kirill	BLR	
			Judge 2:	CARR Martin	GBR	
			Judge 3:	ORSATTI Alberto	ITA	
			Judge 4:	ANTTILA Veli Petri Sakari	FIN	
			Judge 5:	LADIĆ Dejan	SLO	

Number of Competitors: 8, Number of Countries: 4

Start Order	Bib	FIS Code	Name	Country Code	YB	PR	Jump	DD	Kicker
1	9	2532219	ZAYTSEVA Elena	RUS	1997	8	bT	2.000	1
2	5	2530640	ROSLIK Hanna	BLR	1997	7	bLF	2.900	2
3	4	2530639	LIASHKEVICH Vera	BLR	1997	6	bLF	2.900	2
4	2	2530171	ZHU Yingying	CHN	1994	5	bLT	2.600	3
5	3	2527470	ARAPBAYEVA Zhibek	KAZ	1991	4	bLF	2.900	2
6	7	2528844	KALMURZAYEVA Akmarzhan	KAZ	1995	3	bLF	2.900	2
7	6	2531966	XU Nuo	CHN	1996	2	bLF	2.900	3
8	1	2529574	ALDABERGENOVA Zhanbota	KAZ	1995	1	bFF	3.150	3

Explanation of Jump Codes:

Sommersault direction	b = Back, f = Front, s = Side
Body position	L = Lay (layout/straight), T = Tuck, P = Pike
Number of twists	H = Half (½ twist), Hl = Half twist in layout position, F = Full (1 twist), Ru = Rudy (1½ twist), dF = Double Full (2 twists), Ra = Randy (2½ twists), tF = Triple Full
Example: bLTF	back/Lay-Tuck-Full = Triple back somersault, with the first somersault laid out, second tucked, third with a full twist

Progression system: Qualified competitors compete in reverse order of their qualification rank. The top 4 competitors advance from Final to Super Final.

Legend:	DD	Degree of Difficulty	PR	Previous Round	YB	Year of Birth
---------	----	----------------------	----	----------------	----	---------------

MON 30 JAN 2017 / Tabagan (KAZ) / 8393

FRSWAE-----SFNL000100--_51A2 1.0

Report Created MON 30 JAN 2017 12:27

Page 1/1





Phase Results Summary

AE

Jury			Course Data			
FISU Technical Delegate:	FERRY Magnus	SWE	Course Name:	Mishas Course		
Technical Delegate:	MATT Rudi	GER	In-run:	Distance	Height	Gradient
Head Judge:	KITOV Oleg	RUS	Table:	65.0m		25°
Chief of Competition:	ARKAYEVA Diana	KAZ	Landing:	28.0m		
Officials			Kicker 1:	29.5m		37.0°
Chief of Course:	MIHAILOV Alexandr	RUS	2:	4.00m	2.10m	56°
			3:	6.50m	3.50m	66°
			3:	6.70m	3.60m	66°
			Judges			
			Judge 1:	KRUCHOK Kirill	BLR	
			Judge 2:	CARR Martin	GBR	
			Judge 3:	ORSATTI Alberto	ITA	
			Judge 4:	ANTTILA Veli Petri Sakari	FIN	
			Judge 5:	LADIĆ Dejan	SLO	

Number of Competitors: 9 Number of Countries: 5

Rank	Bib	FIS Code	Name	Country Code	YB	Jump	Air	Form	LDG	Total	Jump	DD	Run Score	Tie
------	-----	----------	------	--------------	----	------	-----	------	-----	-------	------	----	-----------	-----

QUALIFIED TO FINAL

1	1	2529574	ALDABERGENOVA Zhanbota	KAZ	1995	Q2: 5.3	13.3	7.7	26.30	bLF	2.900	76.27	
						Q1: 5.4	13.1	8.3	26.80	bFF	3.150	84.42	
2	6	2531966	XU Nuo	CHN	1996	Q2: 4.5	11.1	7.8	23.40	bLF	2.900	67.86	
						Q1: 4.3	10.9	7.8	23.00	bFF	3.150	72.45	
3	7	2528844	KALMURZAYEVA Akmarzhan	KAZ	1995	Q2: 5.3	13.6	8.6	27.50	bLP	2.600	71.50	
						Q1: 4.6	11.7	1.9	18.20	bLF	2.900	52.78	
4	3	2527470	ARAPBAYEVA Zhibek	KAZ	1991	Q2: 4.8	11.8	7.8	24.40	bLF	2.900	70.76	
						Q1: 4.6	12.9	7.9	25.40	bLT	2.600	66.04	
5	2	2530171	ZHU Yingying	CHN	1994	Q2:						DNF	
						Q1: 5.2	13.3	8.3	26.80	bLT	2.600	69.68	
6	4	2530639	LIASHKEVICH Vera	BLR	1997	Q2: 4.8	12.9	7.5	25.20	bLT	2.600	65.52	
						Q1: 3.9	10.3	0.7	14.90	bLF	2.900	43.21	17.7
7	5	2530640	ROSLIK Hanna	BLR	1997	Q2: 5.4	12.6	2.1	20.10	bLF	2.900	58.29	
						Q1: 4.7	12.8	7.7	25.20	bLT	2.600	65.52	17.5
8	9	2532219	ZAYTSEVA Elena	RUS	1997	Q2: 4.9	13.1	7.8	25.80	bP	2.000	51.60	
						Q1: 5.5	13.8	8.6	27.90	bL	2.050	57.19	
9	8	2530678	WALLACE Elodie Rosa	GBR	1997	Q2: 4.5	10.9	7.3	22.70	bF	2.300	52.21	
						Q1: 4.8	13.2	8.1	26.10	ff	2.000	52.20	

NOT QUALIFIED

Forerunners			
F1 - AKZHYGIT Marzhan	KAZ	F2 - LIM Dmitry	KAZ
F3 - BATRUTDINOV Ildar	KAZ		

Conditions on Course

Weather: Sunny	Temperature: 3°C / 37°F	Snow Condition: Compact	Snow Temperature: -3°C / 26°F
-----------------------	--------------------------------	--------------------------------	--------------------------------------



Phase Results Summary

AE

Number of Competitors: 9 Number of Countries: 5

Rank	Bib	FIS Code	Name	Country Code	YB	Jump	Air	Form	LDG	Total	Jump	DD	Run Score	Tie
------	-----	----------	------	--------------	----	------	-----	------	-----	-------	------	----	-----------	-----

Explanation of Jump Codes:

Sommersault direction	b = Back, f = Front, s = Side
Body position	L = Lay (layout/straight), T = Tuck, P = Pike
Number of twists	H = Half (1/2 twist), HI = Half twist in layout position, F = Full (1 twist), Ru = Rudy (1 1/2 twist), dF = Double Full (2 twists), Ra = Randy (2 1/2 twists), tF = Triple Full
Example: bLTF	back/Lay-Tuck-Full = Triple back somersault, with the first somersault laid out, second tucked, third with a full twist

Legend:	Degree of Difficulty	DNF	Did Not Finish	J	Judge	LDG	Landing
Tie	Tie-break points	YB	Year of Birth				





Almaty 2017
28th WINTER UNIVERSIADE

Tabagan Ski Resort

MON 30 JAN 2017
Starttime: 11:30
Endtime: 11:43

Freestyle Skiing

Ladies' Aerials

Qualification Run 1



Start List

AE

Jury			Course Data			
FIS Technical Delegate:	MATT Rudi	GER	Course Name:	Mishas Course		
Head Judge:	KITOV Oleg	RUS	In-run:	Distance	Height	Gradient
Chief of Competition:	ARKAYEVA Diana	KAZ	Table:	65.0m		25°
Officials			Landing:	28.0m		
FIS Race Director:	FERRY Magnus	SWE	Kicker 1:	29.5m		37.0°
Chief of Course:	MIHALOV Alexandr	RUS	2:	4.00m	2.10m	56°
			3:	6.50m	3.50m	66°
				6.70m	3.60m	66°
			Judges			
			Judge 1:	KRUCHOK Kirill	BLR	
			Judge 2:	CARR Martin	GBR	
			Judge 3:	ORSATTI Alberto	ITA	
			Judge 4:	ANTTILA Veli Petri Sakari	FIN	
			Judge 5:	LADIĆ Dejan	SLO	

Number of Competitors: 9, Number of Countries: 5

Start Order	Bib	FIS Code	Name	Country Code	YB	Jump	DD	Kicker
1	8	2530678	WALLACE Elodie Rosa	GBR	1997	bL	2.050	1
2	1	2529574	ALDABERGENOVA Zhanbota	KAZ	1995	bLF	2.900	3
3	6	2531966	XU Nuo	CHN	1996	bLF	2.900	3
4	7	2528844	KALMURZAYEVA Akmarzhan	KAZ	1995	BLP	2.600	2
5	2	2530171	ZHU Yingying	CHN	1994	bLT	2.600	3
6	3	2527470	ARAPBAYEVA Zhibek	KAZ	1991	bLT	2.600	2
7	4	2530639	LIASHKEVICH Vera	BLR	1997	bLT	2.600	2
8	9	2532219	ZAYTSEVA Elena	RUS	1997	bL	2.050	1
9	5	2530640	ROSLIK Hanna	BLR	1997	bLT	2.600	2

Forerunners		
F1 - AKZHYGIT Marzhan	KAZ	F2 - LIM Dmitriy
F9 - ZAMANBEKOV Akzhol	KAZ	F3 - BATRUTDINOV Ildar
		KAZ

Explanation of Jump Codes:

Sommersault direction	b = Back, f = Front, s = Side
Body position	L = Lay (layout/straight), T = Tuck, P = Pike
Number of twists	H = Half (½ twist), Hl = Half twist in layout position, F = Full (1 twist), Ru = Rudy (1½ twist), dF = Double Full (2 twists), Ra = Randy (2½ twists), tF = Triple Full
Example: bLTF	back/Lay-Tuck-Full = Triple back somersault, with the first somersault laid out, second tucked, third with a full twist

Progression system: The top 8 competitors of the Qualification (best of Q1 and Q2) advance to Final.

Legend:
DD Degree of Difficulty YB Year of Birth

SUN 29 JAN 2017 / Tabagan (KAZ) / 8393

FRSWAE-----QUAL000100--_51A2 1.0

Report Created SUN 29 JAN 2017 13:57

Page 1/1





Almaty 2017
28th WINTER UNIVERSIADE

Tabagan Ski Resort

MON 30 JAN 2017
Starttime: 12:09
Endtime: 12:22

Freestyle Skiing

Ladies' Aerials

Qualification Run 2



Start List

AE

Jury			Course Data			
FISU Technical Delegate:	FERRY Magnus	SWE	Course Name:	Mishas Course		
Technical Delegate:	MATT Rudi	GER	In-run:	Distance	Height	Gradient
Head Judge:	KITOV Oleg	RUS	Table:	65.0m		25°
Chief of Competition:	ARKAYEVA Diana	KAZ	Landing:	28.0m		
Officials			Kicker 1:	29.5m		37.0°
Chief of Course:	MIHAILOV Alexandr	RUS	2:	4.00m	2.10m	56°
			3:	6.50m	3.50m	66°
			Judges	6.70m	3.60m	66°
			Judge 1:	KRUCHOK Kirill	BLR	
			Judge 2:	CARR Martin	GBR	
			Judge 3:	ORSATTI Alberto	ITA	
			Judge 4:	ANTTILA Veli Petri Sakari	FIN	
			Judge 5:	LADIĆ Dejan	SLO	

Number of Competitors: 9, Number of Countries: 5

Start Order	Bib	FIS Code	Name	Country Code	YB	PR	Jump	DD	Kicker
1	8	2530678	WALLACE Elodie Rosa	GBR	1997	8	bT	2.000	1
2	1	2529574	ALDABERGENOVA Zhanbota	KAZ	1995	1	bFF	3.150	3
3	6	2531966	XU Nuo	CHN	1996	2	bFF	3.150	3
4	7	2528844	KALMURZAYEVA Akmarzhan	KAZ	1995	7	bLF	2.900	2
5	2	2530171	ZHU Yingying	CHN	1994	3	bLF	2.900	3
6	3	2527470	ARAPBAYEVA Zhibek	KAZ	1991	4	bLF	2.900	2
7	4	2530639	LIASHKEVICH Vera	BLR	1997	9	bLF	2.900	2
8	9	2532219	ZAYTSEVA Elena	RUS	1997	6	bT	2.000	1
9	5	2530640	ROSLIK Hanna	BLR	1997	5	bLF	2.900	2

Forerunners		
F1 - AKZHYGIT Marzhan	KAZ	F2 - LIM Dmitriy
F9 - ZAMANBEKOV Akzhol	KAZ	F3 - BATRUTDINOV Ildar
		KAZ

Explanation of Jump Codes:

Sommersault direction	b = Back, f = Front, s = Side
Body position	L = Lay (layout/straight), T = Tuck, P = Pike
Number of twists	H = Half (½ twist), Hl = Half twist in layout position, F = Full (1 twist), Ru = Rudy (1½ twist), dF = Double Full (2 twists), Ra = Randy (2½ twists), tF = Triple Full
Example: bLTF	back/Lay-Tuck-Full = Triple back somersault, with the first somersault laid out, second tucked, third with a full twist

Progression system: The top 8 competitors of the Qualification (best of Q1 and Q2) advance to Final.

Legend:	DD	Degree of Difficulty	PR	Previous Round	YB	Year of Birth
---------	----	----------------------	----	----------------	----	---------------

MON 30 JAN 2017 / Tabagan (KAZ) / 8393

FRSWAE-----QUAL000200--_51A2 1.0

Report Created MON 30 JAN 2017 11:43

Page 1/1





Almaty 2017
28th WINTER UNIVERSIADE

MON 30 JAN 2017
Starttime: 12:09
Endtime: 12:22



Tie Breaking Protocol

AE

1. Should a tie occur, the score of each tied competitor shall be recalculated without the application of Degree of Difficulty (DD), and the resulting values used to break the tie.
2. If any competitors are still tied, the one with the higher Air&Form score shall be ranked higher.
3. If still tied, the competitor with the lower Degree of Difficulty (DD) shall be ranked higher
4. If still tied, the tie shall remain unbroken and the competitor with the lower bib will be ordered first

Tie-breaking for the score: 65.52

Rank	Bib (3)	FIS Code	Name	NSA Code	YB	Score	Jump Code	DD (3)	Run Score
6	4	2530639	LIASHKEVICH Vera	BLR	1997	Air: 4.8 Form: 12.9 Air&Form(2): <u>17.7</u> LDG: 7.5 Total Q1 (1): <u>25.2</u>	bLT	<u>2.600</u>	65.52
								Total DD:	2.600
								Tie-break points: 17.7	
7	5	2530640	ROSLIK Hanna	BLR	1997	Air: 4.7 Form: 12.8 Air&Form(2): <u>17.5</u> LDG: 7.7 Total Q1 (1): <u>25.2</u>	bLT	<u>2.600</u>	65.52
								Total DD:	2.600
								Tie-break points: 17.5	

Explanation of Jump Codes:

Sommersault direction	b = Back, f = Front, s = Side
Body position	L = Lay (layout/straight), T = Tuck, P = Pike
Number of twists	H = Half (½ twist), HI = Half twist in layout position, F = Full (1 twist), Ru = Rudy (1½ twist), dF = Double Full (2 twists), Ra = Randy (2½ twists), tF = Triple Full
Example: bLTF	back/Lay-Tuck-Full = Triple back somersault, with the first somersault laid out, second tucked, third with a full twist

Legend:	DD Degree of Difficulty	F Final	LDG Landing	YB Year of Birth
----------------	--------------------------------	----------------	--------------------	-------------------------





Almaty 2017

28TH WINTER UNIVERSIADE



FREESTYLE SKIING

Ladies' Moguls



Event Results Summary

REVISED
5 FEB 18:32

MO

Number of Competitors: 16 Number of Countries: 8

Rank	Bib	FIS Code	Name	Country Code	YB	Q		F	Race Points
						Score	Rk		
1	1	2484307	GALYSHEVA Yuliya	KAZ	1992	67.06	(1)	73.80	260.00
2	3	2530485	PERVUSHINA Anastasiia	RUS	1997	56.49	(3)	62.13	208.00
3	5	2530097	RAMSAUER Katharina	AUT	1995	46.40	(5)	52.05	156.00
4	2	2530486	BEZGODOVA Elizaveta	RUS	1997	62.42	(2)	48.95	130.00
5	16	2530613	PETROVA Tetiana	UKR	1993	47.45	(4)	45.17	117.00
6	9	2532990	PFEIFFER Gina	AUT	1994	33.24	(8)	41.03	104.00
7	7	2529438	SHAFEROVA Ekaterina	RUS	1995	29.62	(11)	22.55	93.60
8	6	2529303	REDEKER Svenja Anna	GER	1995	41.39	(7)	17.85	83.20
9	12	2531915	MUILU Ida-Maria	FIN	1997	32.33	(9)	6.06	75.40
10	13	2528803	GAO Dongxue	CHN	1992	30.14	(10)	2.77	67.60
11	8	2530276	LAHTI Anniina	FIN	1996	46.17	(6)	DNF	62.40
12	4	2530484	SAFIULINA Anastasiia	RUS	1997	25.44	(12)	DNF	57.20
13	15	2530136	SCHÖNHOFER Nicoline	AUT	1993	19.61	(13)		52.00
14	11	2533012	MA Zhuoni	CHN	1998	12.99	(14)		46.80
15	14	2527639	ZHANG Yingfan	CHN	1992	4.66	(15)		41.60
16	17	2530678	WALLACE Elodie Rosa	GBR	1997	4.11	(16)		39.00

Legend:

DNF	Did Not Finish	F	Final	Q	Qualification	Rk	Rank
YB	Year of Birth						

turn score calculation corrected (Bib 11, 14, 17), air scores changed to follow rule 6204.3.8 (Bib 11, 14, 17)





Start List

MO

Jury			Course Data		
FISU TD – Race Director:	FERRY Magnus	SWE	Course Name:	Shymbulak Moguls	
Technical Delegate:	MATT Rudi	GER	Length:	200m	
Head Judge:	KITOV Oleg	RUS	Course Width:	16.0m	
Chief of Competition:	BELOUSOV Gennadiy	RUS	Gradient:	28°	
Officials			Pace Time:	22.78s	
Chief of Course:	IVANOV Sergey	RUS	Homologation Number:	by Jury	
Judges					
Judge 1 (Turns):			ORSATTI Alberto	ITA	
Judge 2 (Turns):			CARR Martin	GBR	
Judge 3 (Turns):			ANTTILA Veli Petri Sakari	FIN	
Judge 4 (Air):			LADIČ Dejan	SLO	
Judge 5 (Air):			KRUCHOK Kirill	BLR	

Number of Competitors: 12 Number of Countries : 7

Start Order	Bib	FIS Code	Name	Country Code	YB	PR Rank
1	4	2530484	SAFIULINA Anastasiia	RUS	1997	12
2	7	2529438	SHAFEROVA Ekaterina	RUS	1995	11
3	13	2528803	GAO Dongxue	CHN	1992	10
4	12	2531915	MUILU Ida-Maria	FIN	1997	9
5	9	2532990	PFEIFFER Gina	AUT	1994	8
6	6	2529303	REDEKER Svenja Anna	GER	1995	7
7	8	2530276	LAHTI Anniina	FIN	1996	6
8	5	2530097	RAMSAUER Katharina	AUT	1995	5
9	16	2530613	PETROVA Tetiana	UKR	1993	4
10	3	2530485	PERVUSHINA Anastasiia	RUS	1997	3
11	2	2530486	BEZGODOVA Elizaveta	RUS	1997	2
12	1	2484307	GALYSHEVA Yuliya	KAZ	1992	1

Legend:

PR Previous Round YB Year of Birth



Start List

REVISED

1 FEB 16:35

MO

Jury			Course Data		
FISU TD – Race Director:	FERRY Magnus	SWE	Course Name:	Shymbulak Moguls	
Technical Delegate:	MATT Rudi	GER	Length:	200m	
Head Judge:	KITOV Oleg	RUS	Course Width:	16.0m	
Chief of Competition:	BELOUSOV Gennadiy	RUS	Gradient:	28°	
Officials			Pace Time:	22.78s	
Chief of Course:	IVANOV Sergey	RUS	Homologation Number:	by Jury	
Judges					
Judge 1 (Turns):	ORSATTI Alberto	ITA			
Judge 2 (Turns):	CARR Martin	GBR			
Judge 3 (Turns):	ANTTILA Veli Petri Sakari	FIN			
Judge 4 (Air):	LADIČ Dejan	SLO			
Judge 5 (Air):	KRUCHOK Kirill	BLR			

Number of Competitors: 16 Number of Countries : 8

Start Order	Bib	FIS Code	Name	Country Code	YB	FIS Points
1	4	2530484	SAFIULINA Anastasiia	RUS	1997	114.20
2	1	2484307	GALYSHEVA Yuliya	KAZ	1992	800.00
3	14	2527639	ZHANG Yingfan	CHN	1992	0.01
4	12	2531915	MUILU Ida-Maria	FIN	1997	13.32
5	6	2529303	REDEKER Svenja Anna	GER	1995	86.80
6	8	2530276	LAHTI Anniina	FIN	1996	64.40
7	7	2529438	SHAFEROVA Ekaterina	RUS	1995	70.40
8	5	2530097	RAMSAUER Katharina	AUT	1995	90.00
9	9	2532990	PFEIFFER Gina	AUT	1994	62.50
10	15	2530136	SCHÖNHOFER Noline	AUT	1993	
11	16	2530613	PETROVA Tetiana	UKR	1993	
12	2	2530486	BEZGODOVA Elizaveta	RUS	1997	170.00
13	13	2528803	GAO Dongxue	CHN	1992	9.50
14	11	2533012	MA Zhuoni	CHN	1998	50.00
15	3	2530485	PERVUSHINA Anastasiia	RUS	1997	132.50
16	17	2530678	WALLACE Elodie Rosa	GBR	1997	

Progression system: The top 12 competitors of the Qualification advance to Final.

Legend:

YB Year of Birth

Change in Jury description from "FISU Technical Delegate" to "FISU TD - Race Director"

WED 1 FEB 2017 / Almaty (KAZ) / 8396

FRSWMO-----QUAL000100--_51M1 1.1

Report Created WED 1 FEB 2017 16:35

Page 1/1



Results

REVISED
5 FEB 17:48

MO

Jury			Course Data		
FISU TD – Race Director:	FERRY Magnus	SWE	Course Name:	Shymbulak Moguls	
Technical Delegate:	MATT Rudi	GER	Length:	200m	
Head Judge:	KITOV Oleg	RUS	Course Width:	16.0m	
Chief of Competition:	BELOUSOV Gennadiy	RUS	Gradient:	28°	
Officials			Pace Time:	22.78s	
Chief of Course:	IVANOV Sergey	RUS	Homologation Number:	by Jury	
			Judges		
			Judge 1 (Turns):	ORSATTI Alberto	ITA
			Judge 2 (Turns):	CARR Martin	GBR
			Judge 3 (Turns):	ANTTILA Veli Petri Sakari	FIN
			Judge 4 (Air):	LADIČ Dejan	SLO
			Judge 5 (Air):	KRUCHOK Kirill	BLR

Number of Competitors: 16 Number of Countries: 8

Rank	Bib	FIS Code	Name	Country	YB	Time		Air					Turns				Run Score	Tie			
						Seconds	Time Points	J4	J5	Jump	DD	Total	B	D	J1	J2			J3	Total	
1	1	2484307	GALYSHEVA Yuliya	KAZ	1992	24.89	13.03	7.9	7.8	bPp 0.830						B: 13.7	13.8	14.1	41.6	67.06	Q
								9.3	8.6	fT 0.830					D: -0.6	-0.4	-0.5	-1.5			
							13.03												40.10		
2	2	2530486	BEZGODOVA Elizaveta	RUS	1997	27.22	9.76	7.5	7.2	3 0.800					B: 14.2	13.7	14.2	42.1	62.42	Q	
								7.8	7.6	bPp 0.830					D: -0.4	-0.8	-0.5	-1.7			
							9.76												40.40		
3	3	2530485	PERVUSHINA Anastasiia	RUS	1997	27.41	9.49	7.7	7.8	3 0.800					B: 13.8	12.9	13.8	40.5	56.49	Q	
								8.0	7.2	bPp 0.830					D: -1.7	-3.0	-1.3	-6.0			
							9.49												34.50		
4	16	2530613	PETROVA Tetiana	UKR	1993	30.44	5.23	5.8	5.3	K 0.510					B: 12.9	13.0	13.2	39.1	47.45	Q	
								4.8	5.2	bT 0.800					D: -0.8	-1.2	-1.7	-3.7			
							5.23												35.40		
5	5	2530097	RAMSAUER Katharina	AUT	1995	27.71	9.07	7.0	7.0	S 0.510					B: 13.1	12.2	13.0	38.3	46.40	Q	
								6.5	6.4	TS 0.630					D: -3.5	-3.5	-1.6	-8.6			
							9.07												29.70		
6	8	2530276	LAHTI Anniina	FIN	1996	29.65	6.34	6.3	5.8	S 0.510					B: 12.5	10.0	13.6	36.1	46.17	Q	
								5.0	4.4	bL 0.820					D: -0.7	-1.5	-1.0	-3.2			
							6.34												32.90		
7	6	2529303	REDEKER Svenja Anna	GER	1995	29.71	6.26	7.5	6.9	S 0.510					B: 10.4	10.9	11.0	32.3	41.39	Q	
								6.1	6.5	bL 0.820					D: -1.8	-2.2	-2.0	-6.0			
							6.26												26.30		
8	9	2532990	PFEIFFER Gina	AUT	1994	32.39	2.50	7.0	6.4	K 0.510					B: 11.8	12.0	10.6	34.4	33.24	Q	
								6.7	6.8	bL 0.820					D: -4.7	-4.0	-3.9	-12.6			
							2.50												21.80		
9	12	2531915	MUILU Ida-Maria	FIN	1997	31.63	3.56	6.0	5.8	S 0.510					B: 8.3	10.0	10.5	28.8	32.33	Q	
								6.0	5.0	bPp 0.830					D: -2.7	-1.7	-3.2	-7.6			
							3.56												21.20		
10	13	2528803	GAO Dongxue	CHN	1992	29.85	6.06	2.5	3.2	TT 0.600					B: 7.7	11.2	12.0	30.9	30.14	Q	
								4.3	5.0	S 0.510					D: -4.4	-3.5	-3.0	-10.9			
							6.06												20.00		
11	7	2529438	SHAFEROVA Ekaterina	RUS	1995	27.70	9.08	6.8	7.7	3 0.800					B: 9.5	10.6	12.0	32.1	29.62	Q	
								4.3	4.5	bPp 0.830					D: -8.3	-5.9	-6.8	-21.0			
							9.08												11.10		
12	4	2530484	SAFIULINA Anastasiia	RUS	1997	28.20	8.38	6.1	6.0	3 0.800					B: 10.1	10.5	13.0	33.6	25.44	Q	
								4.5	5.2	bPp 0.830					D: -8.0	-9.9	-7.5	-25.4			
							8.38												8.20		
13	15	2530136	SCHÖNHOFER Nicoline	AUT	1993	42.08	0.00	6.0	5.8	TS 0.630					B: 7.8	7.9	8.0	23.7	19.61		
								5.0	5.2	S 0.510					D: -4.4	-3.0	-3.0	-10.4			
							0.00												13.30		
14	11	2533012	MA Zhuoni	CHN	1998	38.29	0.00	4.8	4.2	S 0.510					B: 7.5	8.0	9.8	25.3	12.99		
								0.0	0.0	T 0.480					D: -6.0	-5.0	-3.6	-14.6			
							0.00												10.70		



Almaty 2017
28TH WINTER UNIVERSIADE

Shymbulak Ski Resort

THU 2 FEB 2017
Starttime: 11:00
Endtime: 11:30

Freestyle Skiing

Ladies' Moguls

Qualification



Results

REVISED
5 FEB 17:48

MO

Number of Competitors: 16 Number of Countries: 8

Rank	Bib	FIS Code	Name	Country	YB	Time		Air					Turns				Run Score	Tie			
						Seconds	Time Points	J4	J5	Jump	DD	Total	B	D	J1	J2			J3	Total	
15	14	2527639	ZHANG Yingfan	CHN	1992	40.20	0.00	4.5	4.8	S 0.510						B: 10.2	8.9	11.1	30.2	4.66	
										D 0.510					D: -10.0	-10.2	-9.1	-29.3			
							0.00												2.36		
16	17	2530678	WALLACE Elodie Rosa	GBR	1997	52.37	0.00	0.0	0.0	S 0.510					B: 8.5	8.3	8.1	24.9	4.11		
										K 0.510					D: -7.2	-8.0	-9.2	-24.4			
							0.00												2.41		
																					1.70

Forerunners

F1 - DYATKINA Antonina	RUS	F2 - GEBERT Alexandr	KAZ
------------------------	-----	----------------------	-----

Conditions on Course

Weather: Sky Clear	Temperature: -5°C / 23°F	Snow Condition: Wet	Snow Temperature: -3°C / 27°F
--------------------	--------------------------	---------------------	-------------------------------

Progression system: The top 12 competitors of the Qualification advance to Final.

NOTE

Turns score are made of the base score (B) and deductions (D).
Time points + Air Total + Turns Total = Score.

Legend:

B	Base Score	D	Deductions	DD	Degree of Difficulty	J	Judge
Q	Qualified	Tie	Tie-break points	YB	Year of Birth		

turn score calculation corrected (Bib 11, 14, 17), air scores changed to follow rule 6204.3.8 (Bib 11, 14, 17)

SUN 5 FEB 2017 / Almaty (KAZ) / 8396

FRSWMO-----QUAL000100--_73M 1.2

Report Created SUN 5 FEB 2017 17:48

Page 2/2





Almaty 2017

28TH WINTER UNIVERSIADE



FREESTYLE SKIING

Ladies' Dual Moguls



Brackets

Number of Competitors: 8 Number of Countries: 7

Quarter Finals	Semi Finals	Final
----------------	-------------	-------

1 GALYSHEVA Yuliya KAZ
5|5|4|3|5|B|22

9 DYATKINA Antonina RUS
0|0|1|2|0|R|3

Quarter Final - 1 (1)

1 GALYSHEVA Yuliya KAZ
5|5|5|5|5|B|25

5 RAMSAUER Katharina AUT
0|0|0|0|0|R|0

Semi Final - 1 (9)

11 PETROVA Tetiana UKR
2|2|1|2|1|B|8

5 RAMSAUER Katharina AUT
3|3|4|3|4|R|17

Quarter Final - 2 (2)

1 GALYSHEVA Yuliya KAZ
3|3|4|3|4|B|17

2 BEZGODOVA Elizaveta RUS
2|2|1|2|1|R|8

Final (14)

6 REDEKER Svenja Anna GER
1|1|2|2|0|B|6

7 LAHTI Anniina FIN
4|4|3|3|5|R|19

Quarter Final - 3 (3)

5 RAMSAUER Katharina AUT
4|4|3|2|4|B|17

7 LAHTI Anniina FIN
1|1|2|3|1|R|8

Small Final (13)

7 LAHTI Anniina FIN
2|2|0|2|1|B|7

2 BEZGODOVA Elizaveta RUS
3|3|5|3|4|R|18

Semi Final - 2 (10)

8 PFEIFFER Gina AUT
0|0|0|0|0|B|0

2 BEZGODOVA Elizaveta RUS
5|5|5|5|5|R|25

Quarter Final - 4 (4)





Start List

DM

Jury			Course Data		
FISU TD – Race Director:	FERRY Magnus	SWE	Course Name:	Shymbulak Moguls	
Head Judge:	KITOV Oleg	RUS	Length:	196m	
Chief of Competition:	BELOUSOV Gennadiy	RUS	Course Width:	16.0m	
Officials			Gradient:	28°	
Chief of Course:	IVANOV Sergey	RUS	Pace Time:	22.21s	
			Homologation Number:	by Jury	
Judges					
			Judge 1 (Turns):	KRUCHOK Kirill	BLR
			Judge 2 (Turns):	ANTTILA Veli Petri Sakari	FIN
			Judge 3 (Turns):	LADIČ Dejan	SLO
			Judge 4 (Air):	ORSATTI Alberto	ITA
			Judge 5 (Air):	CARR Martin	GBR

Number of Competitors: 13 Number of Countries : 7

Start Order	Bib	FIS Code	Name	Country Code	YB	FIS Points
1	6	2529303	REDEKER Svenja Anna	GER	1995	86.80
2	1	2484307	GALYSHEVA Yuliya	KAZ	1992	800.00
3	4	2530484	SAFIULINA Anastasiia	RUS	1997	114.20
4	10	2531915	MUILU Ida-Maria	FIN	1997	13.32
5	13	2530678	WALLACE Elodie Rosa	GBR	1997	
6	11	2530613	PETROVA Tetiana	UKR	1993	
7	12	2530136	SCHÖNHOFER Noline	AUT	1993	
8	7	2530276	LAHTI Anniina	FIN	1996	64.40
9	3	2530485	PERVUSHINA Anastasiia	RUS	1997	132.50
10	9	2529439	DYATKINA Antonina	RUS	1996	58.40
11	8	2532990	PFEIFFER Gina	AUT	1994	62.50
12	2	2530486	BEZGODOVA Elizaveta	RUS	1997	170.00
13	5	2530097	RAMSAUER Katharina	AUT	1995	90.00

Legend:

YB Year of Birth



Results

REVISED
6 FEB 11:11

DM

Jury			Course Data		
FISU TD – Race Director:	FERRY Magnus	SWE	Course Name:	Shymbulak Moguls	
Head Judge:	KITOV Oleg	RUS	Length:	196m	
Chief of Competition:	BELOUSOV Gennadiy	RUS	Course / Gate Width:	16.0m / 6.5m	
Officials			Gradient:	28°	
Chief of Course:	IVANOV Sergey	RUS	Pace Time:	22.21s	
			Homologation Number:	by Jury	
			Judges		
			Judge 1 (Turns):	KRUCHOK Kirill	BLR
			Judge 2 (Turns):	ANTTILA Veli Petri Sakari	FIN
			Judge 3 (Turns):	LADIČ Dejan	SLO
			Judge 4 (Air):	ORSATTI Alberto	ITA
			Judge 5 (Air):	CARR Martin	GBR

Number of Competitors: 13 Number of Countries: 7

Rank	Bib	FIS Code	Name	Country	YB	Time		Air					Turns				Run Score	Tie			
						Seconds	Time Points	J4	J5	Jump	DD	Total	B	D	J1	J2			J3	Total	
1	1	2484307	GALYSHEVA Yuliya	KAZ	1992	25.90	10.68	7.0	7.6	bPp 0.830						B: 14.6	14.0	14.1	42.7	62.58	Q
								9.0	7.5	fT 0.830					D: -1.4	-1.0	-1.3	-3.7			
							10.68												39.00		
2	2	2530486	BEZGODOVA Elizaveta	RUS	1997	28.05	7.58	6.5	7.0	3 0.800					B: 13.4	13.1	13.6	40.1	56.07	Q	
								7.5	7.2	bPp 0.830					D: -0.8	-1.7	-0.6	-3.1			
							7.58												37.00		
3	7	2530276	LAHTI Anniina	FIN	1996	29.37	5.68	7.8	6.7	S 0.510					B: 13.2	12.8	13.1	39.1	50.64	Q	
								7.0	7.2	TS 0.630					D: -0.8	-0.7	-0.8	-2.3			
							5.68												36.80		
4	5	2530097	RAMSAUER Katharina	AUT	1995	28.70	6.64	6.9	7.0	S 0.510					B: 12.8	13.4	13.8	40.0	49.03	Q	
								6.0	5.6	TS 0.630					D: -1.6	-1.4	-1.8	-4.8			
							6.64												35.20		
5	11	2530613	PETROVA Tetiana	UKR	1993	29.91	4.90	5.5	6.8	K 0.510					B: 11.7	12.9	13.6	38.2	48.01	Q	
								6.0	5.2	bT 0.800					D: -1.2	-0.7	-0.8	-2.7			
							4.90												35.50		
6	6	2529303	REDEKER Svenja Anna	GER	1995	29.82	5.03	7.0	7.2	S 0.510					B: 12.9	11.8	12.1	36.8	44.57	Q	
								6.5	6.0	bL 0.820					D: -2.4	-3.0	-0.6	-6.0			
							5.03												30.80		
7	8	2532990	PFEIFFER Gina	AUT	1994	32.42	1.28	7.8	7.0	K 0.510					B: 13.1	12.8	11.5	37.4	39.77	Q	
								6.5	6.0	bL 0.820					D: -3.5	-2.5	-1.8	-7.8			
							1.28												29.60		
8	9	2529439	DYATKINA Antonina	RUS	1996	28.50	6.93	7.0	6.8	S 0.510					B: 11.3	10.0	11.2	32.5	38.48	Q	
								6.5	6.6	bT 0.800					D: -3.8	-3.2	-2.7	-9.7			
							6.93												22.80		
9	3	2530485	PERVUSHINA Anastasiia	RUS	1997	30.13	4.58	4.5	6.0	3 0.800					B: 12.7	12.9	12.0	37.6	22.87		
								7.5	7.2	bPp 0.830					D: -9.6	-10.5	-9.5	-29.6			
							4.58												8.00		
10	12	2530136	SCHÖNHOFER Nicoline	AUT	1993	39.63	0.00	5.0	4.7	TS 0.630					B: 9.7	7.9	8.0	25.6	20.29		
								4.8	4.8	S 0.510					D: -5.3	-3.0	-2.5	-10.8			
							0.00												14.80		
11	10	2531915	MUILU Ida-Maria	FIN	1997	30.77	3.66	6.0	5.8	S 0.510					B: 10.5	8.0	10.3	28.8	11.49		
								1.5	2.2	bPp 0.830					D: -8.6	-8.0	-9.0	-25.6			
							3.66												3.30		
12	13	2530678	WALLACE Elodie Rosa	GBR	1997	47.80	0.00	3.8	4.0	S 0.510					B: 10.3	4.9	9.0	24.2	2.28		
								0.0	0.0	K 0.510					D: -11.5	-8.0	-9.9	-29.4			
							0.00												0.30		
	4	2530484	SAFIULINA Anastasiia	RUS	1997															DNF	

Conditions on Course

Weather: ovc Temperature: -4°C / 24°F Snow Condition: Packed Powder Snow Temperature: -6°C / 21°F



Results

REVISED
6 FEB 11:11

DM

Number of Competitors: 13 Number of Countries: 7

Rank	Bib	FIS Code	Name	Country	YB	Time		Air					Turns				Run Score	Tie
						Seconds	Time Points	J4	J5	Jump	DD	Total	B	D	J1	J2		

NOTE
Turns score are made of the base score (B) and deductions (D).
Time points + Air Total + Turns Total = Score.

Legend:							
B	Base Score	D	Deductions	DD	Degree of Difficulty	DNF	Did Not Finish
J	Judge	Q	Qualified	Tie	Tie-break points	YB	Year of Birth

air scores changed to follow rule 6204.3.8 (Bib 13)





Almaty 2017

28TH WINTER UNIVERSIADE



FREESTYLE SKIING

Ladies' Ski Cross



Results

Jury			Technical Data	
FIS Technical Delegate:	WRIGHT Gary	USA	Course Name	Shymbulak
Chief of Finish:	GALUSHKIN Alexey	RUS	Start / Finish Altitude	2523m / 2343m
Chief of Competition:	ILYUSHENKOV Vyacheslav	RUS	Vertical Drop / Course Length	180m / 900m
FISU TD - Race Director	FERRY Magnus	SWE	Number of Features	17
Chief of Course:	MEDOVOLKIN Yury	RUS		
Course Setter:	WRIGHT Gary	FIS		
Course Builder:	ILYUSHENKOV Vyacheslav	RUS		
Start Referee:	ZEZIN Denis	RUS		
Finish Referee:	YAKHEEV Anatoly	RUS		

Number of Competitors: 9, Number of Countries: 6

Rank	Bib	FIS Code	Name	CTRY Code	YB	Seeding Rank	Race Points
BIG FINAL							
1	3	2529428	ANTONOVA Anna	RUS	1994		160.00
2	1	2529457	AVERYANOVA Mayya	RUS	1994		128.00
3	2	2528565	MALTSEVA Ekaterina	RUS	1994		96.00
4	4	2529773	CHELI Zoe	SUI	1996		80.00
SMALL FINAL							
5	5	2531688	SAFONOVA Elizaveta	RUS	1997		72.00
6	6	2533832	FREY Vanessa	GER	1992		64.00
7	8	2532280	MCNATT Leta	USA	1995		57.60
8	7	2531408	SAPIYANOVA Aizhan	KAZ	1998		51.20
DID NOT QUALIFY							
9	8	2531618	MARINO Julia	PAR	1992	9	46.40

Forerunners					
F1 - VOLKOV German	KAZ	F2 - POPOV Nikita	KAZ	F3 - ASTAPOV Denis	KAZ

Conditions on course			
Qualification: SUNNY	Snow Temperature: -8°C / 17.6°F	Temperature - Start: -10°C / 14°F	Temperature - Finish: -7°C / 19.4°F
Final: SUNNY	Snow Temperature: -2°C / 28.4°F	Temperature - Start: -4°C / 24.8°F	Temperature - Finish: 2°C / 35.6°F

Legend:

YB Year of Birth



Brackets

Number of Competitors: 8, Number of Countries: 5

1/8 Finals	Quarterfinals	Semifinals	Finals
------------	---------------	------------	--------

Bib	SF 1 (1/4)	Rk
1 R3	AVERYANOVA Mayya RUS	1
4 G4	CHELI Zoe SUI	2
5 BI2	SAFONOVA Elizaveta RUS	3
8 Y1	MCNATT Leta USA	4

Bib	Small Final (3/4)	Rk
5 R3	SAFONOVA Elizaveta RUS	1
6 G4	FREY Vanessa GER	2
8 Y1	MCNATT Leta USA	3
7 BI2	SAPIYANOVA Aizhan KAZ	4

Bib	Big Final (4/4)	Rk
3 BI2	ANTONOVA Anna RUS	1
1 R4	AVERYANOVA Mayya RUS	2
2 G3	MALTSEVA Ekaterina RUS	3
4 Y1	CHELI Zoe SUI	4

Bib	SF 2 (2/4)	Rk
3 G4	ANTONOVA Anna RUS	1
2 R3	MALTSEVA Ekaterina RUS	2
6 BI2	FREY Vanessa GER	3
7 Y1	SAPIYANOVA Aizhan KAZ	4

Final Ranking		
Gold	ANTONOVA Anna	RUS
Silver	AVERYANOVA Mayya	RUS
Bronze	MALTSEVA Ekaterina	RUS
	4 CHELI Zoe	SUI
	5 SAFONOVA Elizaveta	RUS
	6 FREY Vanessa	GER
	7 MCNATT Leta	USA
	8 SAPIYANOVA Aizhan	KAZ

Progression system: The heats for the Finals will be set based on the rank of the top 8 ladies from the seeding phase. The first two ranked competitors of each heat proceed to the Big Final. The 3rd to 4th ranked competitors of each heat proceed to the Small Final.

Note:

Bibs are assigned based upon seeding results. The competitor with the lowest bib of each heat starts with the red (R) bib, the second lowest with the green (G), the third with blue (BI) and the fourth with yellow (Y).

Legend:

(n)	Absolute Heat Number	BI	Blue	EF	1/8 Final	G	Green
QF	Quarterfinal	R	Red	Rk	Rank	SF	Semifinal
Y	Yellow						



Start List

Jury			Technical Data	
FIS Technical Delegate:	WRIGHT Gary	USA	Course Name	Shymbulak
Chief of Finish:	GALUSHKIN Alexey	RUS	Start Altitude	2523m
Chief of Competition:	ILYUSHENKOV Vyacheslav	RUS	Finish Altitude	2343m
FISU TD - Race Director	FERRY Magnus	SWE	Vertical Drop	180m
Chief of Course:	MEDOVOLKIN Yury	RUS	Course Length	900m
Course Setter:	WRIGHT Gary	FIS	Number of Features	17
Course Builder:	ILYUSHENKOV Vyacheslav	RUS		
Start Referee:	ZEZIN Denis	RUS		
Finish Referee:	YAKHEEV Anatoly	RUS		

Number of Competitors: 9, Number of Countries: 6

Start Order	Bib	FIS Code	Name	CTRY Code	YB	Time	Diff.
1	1	2529457	AVERYANOVA Mayya	RUS	1994		
2	2	2531408	SAPIYANOVA Aizhan	KAZ	1998		
3	3	2528565	MALTSEVA Ekaterina	RUS	1994		
4	4	2531688	SAFONOVA Elizaveta	RUS	1997		
5	5	2529773	CHELI Zoe	SUI	1996		
6	6	2532280	MCNATT Leta	USA	1995		
7	7	2529428	ANTONOVA Anna	RUS	1994		
8	8	2531618	MARINO Julia	PAR	1992		
9	9	2533832	FREY Vanessa	GER	1992		

Forerunners

F1 -	F2 -	F3 -
F4 -		

Note:

All competitors are seeded according to FIS or World Cup Rank. Top 16 competitors are randomly drawn.

Legend:

Diff Difference YB Year of Birth



Results

Jury			Technical Data	
FIS Technical Delegate:	WRIGHT Gary	USA	Course Name	Shymbulak
Chief of Finish:	GALUSHKIN Alexey	RUS	Start Altitude	2523m
Chief of Competition:	ILYUSHENKOV Vyacheslav	RUS	Finish Altitude	2343m
FISU TD - Race Director	FERRY Magnus	SWE	Vertical Drop	180m
Chief of Course:	MEDOVOLKIN Yury	RUS	Course Length	900m
Course Setter:	WRIGHT Gary	FIS	Number of Features	17
Course Builder:	ILYUSHENKOV Vyacheslav	RUS		
Start Referee:	ZEZIN Denis	RUS		
Finish Referee:	YAKHEEV Anatoly	RUS		

Number of Competitors: 9, Number of Countries: 6

Rank	Bib	FIS Code	Name	CTRY Code	YB	Time	Diff.
QUALIFIED							
1	1	2529457	VERYANOVA Mayya	RUS	1994	58.76	
2	3	2528565	MALTSEVA Ekaterina	RUS	1994	59.52	0.76
3	7	2529428	ANTONOVA Anna	RUS	1994	59.69	0.93
4	5	2529773	CHELI Zoe	SUI	1996	59.97	1.21
5	4	2531688	SAFONOVA Elizaveta	RUS	1997	1:01.90	3.14
6	9	2533832	FREY Vanessa	GER	1992	1:02.49	3.73
7	2	2531408	SAPIYANOVA Aizhan	KAZ	1998	1:03.92	5.16
8	6	2532280	MCNATT Leta	USA	1995	1:04.82	6.06
NOT QUALIFIED							
9	8	2531618	MARINO Julia	PAR	1992	1:05.71	6.95

Forerunners					
F1 - VOLKOV German	KAZ	F2 - POPOV Nikita	KAZ	F3 - ASTAPOV Denis	KAZ

Conditions on course			
Qualification: SUNNY	Snow Temperature: -8°C / 17.6°F	Temperature - Start: -10°C / 14°F	Temperature - Finish: -7°C / 19.4°F

Note:

If two or more competitors have the same time (tied), then the competitor that started later in the race, will win the tie

Legend:

Diff Difference YB Year of Birth



Almaty 2017

28TH WINTER UNIVERSIADE



FREESTYLE SKIING

Men's Aerials



Event Results Summary

AE

Number of Competitors: 13 Number of Countries: 5

Rank	Bib	FIS Code	Name	Country	YB	Q1		Q2		F1		F2		Race Points
						Score	Rk	Score	Rk	Score	Rk	Score	Rk	

RESULTS FROM FINAL 2

1	6	2533274	LI Zhonglin	CHN	1998	92.70	(2)	84.10	(2)	95.17	(2)	97.99	(1)	130.00
2	1	2528124	BASHLAKOU Artsiom	BLR	1995	96.58	(1)	55.12	(11)	79.38	(4)	90.94	(2)	104.00
3	3	2532317	GUO Ziming	CHN	1997	86.01	(5)	76.86	(5)	95.88	(1)	86.31	(3)	78.00
4	2	2531967	SHI Haitao	CHN	1996	64.86	(11)	81.58	(4)	87.06	(3)	85.68	(4)	65.00
5	13	2528198	TRUSHKIN Maksim	RUS	1997	69.60	(9)	71.19	(8)	69.93	(6)	73.08	(5)	58.50
6	4	2530973	GAREEV Radmir	RUS	1993	87.06	(4)	62.39	(9)	70.85	(5)	33.93	(6)	52.00

RESULTS FROM FINAL 1

7	5	2533539	KIM Namjeen	KOR	1996	66.56	(10)	75.69	(6)	69.31	(7)			46.80
8	7	2529818	INKARBEK Baglan	KAZ	1994	87.42	(3)	82.13	(3)	66.27	(8)			41.60
9	10	2533272	SUN Jiaxu	CHN	1999	82.84	(7)	91.65	(1)	65.56	(9)			37.70
10	14	2528992	SIVENKOV Lev	RUS	1997	84.60	(6)	56.04	(10)	42.65	(10)			33.80
11	8	2527731	YOON Gichan	KOR	1994	57.60	(12)	53.82	(12)	41.86	(11)			31.20
12	11	2530144	MUKHAMEJANOV Darkhan	KAZ	1990	74.34	(8)	71.92	(7)	DNF				28.60

RESULTS FROM QUALIFICATION

13	15	2532225	SOLOVII Aleksei	RUS	1996	40.04	(13)	41.34	(13)					26.00
----	----	---------	-----------------	-----	------	-------	------	-------	------	--	--	--	--	-------

Legend:	Did Not Finish	Fn	Final n	Qn	Qualification n	Rk	Rank
DNF	Did Not Finish						
YB	Year of Birth						





Phase Results Summary

AE

Jury			Course Data			
FISU Technical Delegate:	FERRY Magnus	SWE	Course Name:	Mishas Course		
Technical Delegate:	MATT Rudi	GER	In-run:	Distance	Height	Gradient
Head Judge:	KITOV Oleg	RUS	Table:	65.0m		25°
Chief of Competition:	ARKAYEVA Diana	KAZ	Landing:	28.0m		
Officials			Landing:	29.5m		37.0°
Chief of Course:	MIHAILOV Alexandr	RUS	Kicker 1:	4.00m	2.10m	56°
			2:	6.50m	3.50m	66°
			3:	6.70m	3.60m	66°
			Judges			
			Judge 1:	KRUCHOK Kirill	BLR	
			Judge 2:	CARR Martin	GBR	
			Judge 3:	ORSATTI Alberto	ITA	
			Judge 4:	ANTTILA Veli Petri Sakari	FIN	
			Judge 5:	LADIĆ Dejan	SLO	

Number of Competitors: 12 Number of Countries: 5

Rank	Bib	FIS Code	Name	Country Code	YB	Jump	Air	Form	LDG	Total	Jump	DD	Run Score	Tie
------	-----	----------	------	--------------	----	------	-----	------	-----	-------	------	----	-----------	-----

SUPER FINAL

1	6	2533274	LI Zhonglin	CHN	1998	F2: 5.5	13.7	8.6	27.80	bdFF	3.525	97.99	
						F1: 5.4	13.2	8.4	27.00	bFdF	3.525	95.17	
2	1	2528124	BASHLAKOU Artsiom	BLR	1995	F2: 5.3	12.3	8.2	25.80	bdFF	3.525	90.94	
						F1: 5.2	13.2	6.8	25.20	bFF	3.150	79.38	
3	3	2532317	GUO Ziming	CHN	1997	F2: 5.4	13.4	8.6	27.40	bFF	3.150	86.31	
						F1: 5.3	13.4	8.5	27.20	bdFF	3.525	95.88	
4	2	2531967	SHI Haitao	CHN	1996	F2: 5.1	13.5	8.6	27.20	bFF	3.150	85.68	
						F1: 5.0	11.8	7.9	24.70	bdFF	3.525	87.06	
5	13	2528198	TRUSHKIN Maksim	RUS	1997	F2: 4.8	12.4	8.0	25.20	bLF	2.900	73.08	
						F1: 4.0	10.8	7.4	22.20	bFF	3.150	69.93	
6	4	2530973	GAREEV Radmir	RUS	1993	F2: 3.6	4.9	0.2	8.70	bdFdF	3.900	33.93	
						F1: 3.7	8.9	7.5	20.10	bFdF	3.525	70.85	

FINAL

7	5	2533539	KIM Namjeen	KOR	1996	F1: 4.6	12.4	6.9	23.90	bLF	2.900	69.31	
8	7	2529818	INKARBEB Baglan	KAZ	1994	F1: 4.8	11.9	2.1	18.80	bdFF	3.525	66.27	
9	10	2533272	SUN Jiaxu	CHN	1999	F1: 4.4	11.6	2.6	18.60	bFdF	3.525	65.56	
10	14	2528992	SIVENKOV Lev	RUS	1997	F1: 3.2	8.4	0.5	12.10	bFdF	3.525	42.65	
11	8	2527731	YOON Gichan	KOR	1994	F1: 4.5	11.7	2.0	18.20	bF	2.300	41.86	
12	11	2530144	MUKHAMEJANOV Darkhan	KAZ	1990	F1:						DNF	

Conditions on Course

Weather: Sunny	Temperature: 3°C / 37°F	Snow Condition: Compact	Snow Temperature: -3°C / 26°F
-----------------------	--------------------------------	--------------------------------	--------------------------------------



Phase Results Summary

AE

Number of Competitors: 12 Number of Countries: 5

Rank	Bib	FIS Code	Name	Country Code	YB	Jump	Air	Form	LDG	Total	Jump	DD	Run Score	Tie
------	-----	----------	------	--------------	----	------	-----	------	-----	-------	------	----	-----------	-----

Explanation of Jump Codes:

Sommersault direction	b = Back, f = Front, s = Side
Body position	L = Lay (layout/straight), T = Tuck, P = Pike
Number of twists	H = Half (1/2 twist), HI = Half twist in layout position, F = Full (1 twist), Ru = Rudy (1 1/2 twist), dF = Double Full (2 twists), Ra = Randy (2 1/2 twists), tF = Triple Full
Example: bLTF	back/Lay-Tuck-Full = Triple back somersault, with the first somersault laid out, second tucked, third with a full twist

Legend:	Degree of Difficulty	DNF	Did Not Finish	J	Judge	LDG	Landing
Tie	Tie-break points	YB	Year of Birth				





Start List

AE

Jury			Course Data			
FISU Technical Delegate:	FERRY Magnus	SWE	Course Name:	Mishas Course		
Technical Delegate:	MATT Rudi	GER	In-run:	Distance	Height	Gradient
Head Judge:	KITOV Oleg	RUS	Table:	65.0m		25°
Chief of Competition:	ARKAYEVA Diana	KAZ	Landing:	28.0m		
Officials			Kicker 1:	29.5m		37.0°
Chief of Course:	MIHAILOV Alexandr	RUS	2:	4.00m	2.10m	56°
			3:	6.50m	3.50m	66°
			3:	6.70m	3.60m	66°
			Judges			
			Judge 1:	KRUCHOK Kirill	BLR	
			Judge 2:	CARR Martin	GBR	
			Judge 3:	ORSATTI Alberto	ITA	
			Judge 4:	ANTTILA Veli Petri Sakari	FIN	
			Judge 5:	LADIĆ Dejan	SLO	

Number of Competitors: 12, Number of Countries: 5

Start Order	Bib	FIS Code	Name	Country Code	YB	PR	Jump	DD	Kicker
1	8	2527731	YOON Gichan	KOR	1994	12	bF	2.300	1
2	13	2528198	TRUSHKIN Maksim	RUS	1997	11	bLF	2.900	2
3	11	2530144	MUKHAMEJANOV Darkhan	KAZ	1990	10	bFF	3.150	2
4	5	2533539	KIM Namjeen	KOR	1996	9	bLF	2.900	3
5	2	2531967	SHI Haitao	CHN	1996	8	bdFF	3.525	3
6	14	2528992	SIVENKOV Lev	RUS	1997	7	bdFF	3.525	2
7	3	2532317	GUO Ziming	CHN	1997	6	bdFF	3.525	3
8	4	2530973	GAREEV Radmir	RUS	1993	5	bdFF	3.525	2
9	7	2529818	INKARBEK Baglan	KAZ	1994	4	bdFF	3.525	2
10	10	2533272	SUN Jiaxu	CHN	1999	3	bFdF	3.525	3
11	6	2533274	LI Zhonglin	CHN	1998	2	bFdF	3.525	3
12	1	2528124	BASHLAKOU Artsiom	BLR	1995	1	bdFF	3.525	2

Explanation of Jump Codes:

Sommersault direction	b = Back, f = Front, s = Side
Body position	L = Lay (layout/straight), T = Tuck, P = Pike
Number of twists	H = Half (½ twist), Hl = Half twist in layout position, F = Full (1 twist), Ru = Rudy (1½ twist), dF = Double Full (2 twists), Ra = Randy (2½ twists), tF = Triple Full
Example: bLTF	back/Lay-Tuck-Full = Triple back somersault, with the first somersault laid out, second tucked, third with a full twist

Progression system: Qualified competitors compete in reverse order of their qualification rank. The top 6 competitors advance from Final to Super Final.

Legend:	DD	Degree of Difficulty	PR	Previous Round	YB	Year of Birth
---------	----	----------------------	----	----------------	----	---------------



Almaty 2017
28th WINTER UNIVERSIADE

Tabagan Ski Resort

MON 30 JAN 2017
Starttime: 11:45
Endtime: 12:06

Freestyle Skiing

Men's Aerials

Qualification Run 1



Start List

AE

Jury			Course Data			
FIS Technical Delegate:	MATT Rudi	GER	Course Name:	Mishas Course		
Head Judge:	KITOV Oleg	RUS	In-run:	Distance	Height	Gradient
Chief of Competition:	ARKAYEVA Diana	KAZ	Table:	65.0m		25°
Officials			Landing:	28.0m		
FIS Race Director:	FERRY Magnus	SWE	Kicker 1:	29.5m		37.0°
Chief of Course:	MIHAILOV Alexandr	RUS	2:	4.00m	2.10m	56°
			3:	6.50m	3.50m	66°
			Judges	6.70m	3.60m	66°
			Judge 1:	KRUCHOK Kirill	BLR	
			Judge 2:	CARR Martin	GBR	
			Judge 3:	ORSATTI Alberto	ITA	
			Judge 4:	ANTTILA Veli Petri Sakari	FIN	
			Judge 5:	LADIĆ Dejan	SLO	

Number of Competitors: 13, Number of Countries: 5

Start Order	Bib	FIS Code	Name	Country Code	YB	Jump	DD	Kicker
1	14	2528992	SIVENKOV Lev	RUS	1997	bFdF	3.525	2
2	2	2531967	SHI Haitao	CHN	1996	bdFF	3.525	3
3	5	2533539	KIM Namjeen	KOR	1996	bLT	2.600	3
4	3	2532317	GUO Ziming	CHN	1997	bFF	3.150	3
5	8	2527731	YOON Gichan	KOR	1994	bL	2.050	1
6	10	2533272	SUN Jiaxu	CHN	1999	bFF	3.150	3
7	13	2528198	TRUSHKIN Maksim	RUS	1997	bLF	2.900	2
8	7	2529818	INKARBEB Baglan	KAZ	1994	bFF	3.150	2
9	15	2532225	SOLOVII Aleksei	RUS	1996	bLT	2.600	2
10	1	2528124	BASHLAKOU Artsiom	BLR	1995	bdFF	3.525	2
11	4	2530973	GAREEV Radmir	RUS	1993	bFdF	3.525	2
12	11	2530144	MUKHAMEJANOV Darkhan	KAZ	1990	bLF	2.900	2
13	6	2533274	LI Zhonglin	CHN	1998	bFdF	3.525	3

Forerunners			
F1 - AKZHYGIT Marzhan	KAZ	F2 - LIM Dmitriy	KAZ
F9 - ZAMANBEKOV Akzhol	KAZ	F3 - BATRUTDINOV Ildar	KAZ

Explanation of Jump Codes:

Sommersault direction	b = Back, f = Front, s = Side
Body position	L = Lay (layout/straight), T = Tuck, P = Pike
Number of twists	H = Half (½ twist), HI = Half twist in layout position, F = Full (1 twist), Ru = Rudy (1½ twist), dF = Double Full (2 twists), Ra = Randy (2½ twists), tF = Triple Full
Example: bLTF	back/Lay-Tuck-Full = Triple back somersault, with the first somersault laid out, second tucked, third with a full twist

Progression system: The top 12 competitors of the Qualification (best of Q1 and Q2) advance to Final.

Legend:			
DD	Degree of Difficulty	YB	Year of Birth

SUN 29 JAN 2017 / Tabagan (KAZ) / 8394

FRSMAE-----QUAL000100--_51A2 1.0

Report Created SUN 29 JAN 2017 13:58

Page 1/1





Almaty 2017
28th WINTER UNIVERSIADE

Tabagan Ski Resort

MON 30 JAN 2017
Starttime: 12:24
Endtime: 12:45

Freestyle Skiing

Men's Aerials

Qualification Run 2



Start List

AE

Jury			Course Data			
FISU Technical Delegate:	FERRY Magnus	SWE	Course Name:	Mishas Course		
Technical Delegate:	MATT Rudi	GER	In-run:	Distance	Height	Gradient
Head Judge:	KITOV Oleg	RUS	Table:	65.0m		25°
Chief of Competition:	ARKAYEVA Diana	KAZ	Landing:	28.0m		
Officials			Kicker 1:	29.5m		37.0°
Chief of Course:	MIHAILOV Alexandr	RUS	2:	4.00m	2.10m	56°
			3:	6.50m	3.50m	66°
			Judges	6.70m	3.60m	66°
			Judge 1:	KRUCHOK Kirill	BLR	
			Judge 2:	CARR Martin	GBR	
			Judge 3:	ORSATTI Alberto	ITA	
			Judge 4:	ANTTILA Veli Petri Sakari	FIN	
			Judge 5:	LADIĆ Dejan	SLO	

Number of Competitors: 13, Number of Countries: 5

Start Order	Bib	FIS Code	Name	Country Code	YB	PR	Jump	DD	Kicker
1	14	2528992	SIVENKOV Lev	RUS	1997	6	bdFF	3.525	2
2	2	2531967	SHI Haitao	CHN	1996	11	bFF	3.150	3
3	5	2533539	KIM Namjeen	KOR	1996	10	bLF	2.900	3
4	3	2532317	GUO Ziming	CHN	1997	5	bdFF	3.525	3
5	8	2527731	YOON Gichan	KOR	1994	12	bF	2.300	1
6	10	2533272	SUN Jiaxu	CHN	1999	7	bFdF	3.525	3
7	13	2528198	TRUSHKIN Maksim	RUS	1997	9	bFF	3.150	2
8	7	2529818	INKARBEB Baglan	KAZ	1994	3	bdFF	3.525	2
9	15	2532225	SOLOVII Aleksei	RUS	1996	13	bLL	2.650	2
10	1	2528124	BASHLAKOU Artsiom	BLR	1995	1	bFdF	3.525	2
11	4	2530973	GAREEV Radmir	RUS	1993	4	bdFF	3.525	2
12	11	2530144	MUKHAMEJANOV Darkhan	KAZ	1990	8	bFF	3.150	2
13	6	2533274	LI Zhonglin	CHN	1998	2	bFF	3.150	3

Forerunners			
F1 - AKZHYGIT Marzhan	KAZ	F2 - LIM Dmitriy	KAZ
F9 - ZAMANBEKOV Akzhol	KAZ	F3 - BATRUTDINOV Ildar	KAZ

Explanation of Jump Codes:

Sommersault direction	b = Back, f = Front, s = Side
Body position	L = Lay (layout/straight), T = Tuck, P = Pike
Number of twists	H = Half (1/2 twist), HI = Half twist in layout position, F = Full (1 twist), Ru = Rudy (1 1/2 twist), dF = Double Full (2 twists), Ra = Randy (2 1/2 twists), tF = Triple Full
Example: bLTF	back/Lay-Tuck-Full = Triple back somersault, with the first somersault laid out, second tucked, third with a full twist

Progression system: The top 12 competitors of the Qualification (best of Q1 and Q2) advance to Final.

Legend:	DD	Degree of Difficulty	PR	Previous Round	YB	Year of Birth
---------	----	----------------------	----	----------------	----	---------------

MON 30 JAN 2017 / Tabagan (KAZ) / 8394

FRSMAE-----QUAL000200--_51A2 1.0

Report Created MON 30 JAN 2017 12:02

Page 1/1





Phase Results Summary

AE

Jury			Course Data			
FISU Technical Delegate:	FERRY Magnus	SWE	Course Name:	Mishas Course		
Technical Delegate:	MATT Rudi	GER	In-run:	Distance	Height	Gradient
Head Judge:	KITOV Oleg	RUS	Table:	65.0m		25°
Chief of Competition:	ARKAYEVA Diana	KAZ	Landing:	28.0m		
Officials			Kicker 1:	29.5m		37.0°
Chief of Course:	MIHAILOV Alexandr	RUS	2:	4.00m	2.10m	56°
			3:	6.50m	3.50m	66°
			Judges	6.70m	3.60m	66°
			Judge 1:	KRUCHOK Kirill	BLR	
			Judge 2:	CARR Martin	GBR	
			Judge 3:	ORSATTI Alberto	ITA	
			Judge 4:	ANTTILA Veli Petri Sakari	FIN	
			Judge 5:	LADIĆ Dejan	SLO	

Number of Competitors: 13 Number of Countries: 5

Rank	Bib	FIS Code	Name	Country Code	YB	Jump	Air	Form	LDG	Total	Jump	DD	Run Score	Tie
------	-----	----------	------	--------------	----	------	-----	------	-----	-------	------	----	-----------	-----

QUALIFIED TO FINAL

1	1	2528124	BASHLAKOU Artsiom	BLR	1995	Q2: 4.2	10.2	3.1	17.50	bFF	3.150	55.12	
						Q1: 5.2	13.4	8.8	27.40	bdFF	3.525	96.58	
2	6	2533274	LI Zhonglin	CHN	1998	Q2: 5.2	13.1	8.4	26.70	bFF	3.150	84.10	
						Q1: 5.0	12.7	8.6	26.30	bFdF	3.525	92.70	
3	10	2533272	SUN Jiaxu	CHN	1999	Q2: 5.3	12.8	7.9	26.00	bFdF	3.525	91.65	
						Q1: 5.2	12.9	8.2	26.30	bFF	3.150	82.84	
4	7	2529818	INKARBEK Baglan	KAZ	1994	Q2: 4.3	11.0	8.0	23.30	bdFF	3.525	82.13	
						Q1: 5.1	12.6	7.1	24.80	bFdF	3.525	87.42	
5	4	2530973	GAREEV Radmir	RUS	1993	Q2: 4.7	10.4	2.6	17.70	bdFF	3.525	62.39	
						Q1: 5.1	12.3	7.3	24.70	bFdF	3.525	87.06	
6	3	2532317	GUO Ziming	CHN	1997	Q2: 4.7	11.9	7.8	24.40	bFF	3.150	76.86	
						Q1: 4.7	12.8	6.9	24.40	bdFF	3.525	86.01	
7	14	2528992	SIVENKOV Lev	RUS	1997	Q2: 3.7	10.7	1.5	15.90	bdFF	3.525	56.04	
						Q1: 4.7	12.3	7.0	24.00	bFdF	3.525	84.60	
8	2	2531967	SHI Haitao	CHN	1996	Q2: 5.2	12.4	8.3	25.90	bFF	3.150	81.58	
						Q1: 4.8	11.7	1.9	18.40	bdFF	3.525	64.86	
9	5	2533539	KIM Namjeen	KOR	1996	Q2: 5.1	12.8	8.2	26.10	bLF	2.900	75.69	
						Q1: 4.8	13.0	7.8	25.60	bLT	2.600	66.56	
10	11	2530144	MUKHAMEJANOV Darkhan	KAZ	1990	Q2: 4.6	12.0	8.2	24.80	bLF	2.900	71.92	
						Q1: 4.1	11.6	7.9	23.60	bFF	3.150	74.34	
11	13	2528198	TRUSHKIN Maksim	RUS	1997	Q2: 4.0	10.7	7.9	22.60	bFF	3.150	71.19	
						Q1: 4.5	11.7	7.8	24.00	bLF	2.900	69.60	
12	8	2527731	YOON Gichan	KOR	1994	Q2: 4.3	11.8	7.3	23.40	bF	2.300	53.82	
						Q1: 5.5	13.8	8.8	28.10	bL	2.050	57.60	



Almaty 2017
28th WINTER UNIVERSIADE

MON 30 JAN 2017
Starttime: 11:45
Endtime: 12:06



Phase Results Summary

AE

Number of Competitors: 13 Number of Countries: 5

Rank	Bib	FIS Code	Name	Country Code	YB	Jump	Air	Form	LDG	Total	Jump	DD	Run Score	Tie
------	-----	----------	------	--------------	----	------	-----	------	-----	-------	------	----	-----------	-----

NOT QUALIFIED

13	15	2532225	SOLOVII Aleksei	RUS	1996	Q2: 4.0	10.0	1.6	15.60	bLL	2.650	41.34	
						Q1: 4.3	10.2	0.9	15.40	bLT	2.600	40.04	

Forerunners

F1 - AKZHYGIT Marzhan	KAZ	F2 - LIM Dmitriy	KAZ	F3 - BATRUTDINOV Ildar	KAZ
F9 - ZAMANBEKOV Akzhol	KAZ				

Conditions on Course

Weather: Sunny	Temperature: 3°C / 37°F	Snow Condition: Compact	Snow Temperature: -3°C / 26°F
----------------	-------------------------	-------------------------	-------------------------------

Explanation of Jump Codes:

Sommersault direction	b = Back, f = Front, s = Side
Body position	L = Lay (layout/straight), T = Tuck, P = Pike
Number of twists	H = Half (½ twist), Hl = Half twist in layout position, F = Full (1 twist), Ru = Rudy (1½ twist), dF = Double Full (2 twists), Ra = Randy (2½ twists), tF = Triple Full
Example: bLTF	back/Lay-Tuck-Full = Triple back somersault, with the first somersault laid out, second tucked, third with a full twist

Legend:

DD	Degree of Difficulty	J	Judge	LDG	Landing	Tie	Tie-break points
YB	Year of Birth						





Almaty 2017

28TH WINTER UNIVERSIADE



FREESTYLE SKIING

Men's Moguls



Event Results Summary

REVISED
5 FEB 18:39

MO

Number of Competitors: 16 Number of Countries: 7

Rank	Bib	FIS Code	Name	Country Code	YB	Q		F	Race Points
						Score	Rk		
1	1	2469168	REIKHERD Dmitriy	KAZ	1989	78.94	(1)	79.94	290.00
2	4	2485005	SHIMBUEV Sergei	RUS	1992	70.90	(2)	79.11	232.00
3	2	2528846	KOLMAKOV Pavel	KAZ	1996	70.33	(3)	76.95	174.00
4	3	2526514	SEIGNEUR Yohann	FRA	1993	65.50	(4)	76.11	145.00
5	5	2528351	GEDROVICH Evgenii	RUS	1996	63.25	(5)	69.40	130.50
6	8	2529433	GATILOV Georgiy	RUS	1996	18.25	(12)	64.30	116.00
7	10	2526777	HONZIG Daniel	CZE	1992	49.68	(7)	54.15	104.40
8	7	2530489	GUSEV Vladislav	RUS	1996	56.41	(6)	52.50	92.80
9	16	2529063	WU Guangjiu	CHN	1995	40.03	(9)	41.23	84.10
10	17	2530143	LEBEDYK Andrii	UKR	1993	29.25	(11)	34.47	75.40
11	15	2529901	MASYRA Oleh	UKR	1996	33.41	(10)	34.26	69.60
12	9	2528338	CABROL Clement	FRA	1995	47.38	(8)	8.16	63.80
13	13	2532087	GORLACHEV Konstantin	KAZ	1997	13.33	(13)		58.00
14	12	2532546	JONES Samuel Henry	GBR	1997	7.47	(14)		52.20
15	11	2530279	KEYES Liam Thomas	GBR	1995	4.70	(15)		46.40
	14	2531404	GEBERT Alexandr	KAZ	1998	DNF			

Legend:

DNF	Did Not Finish	F	Final	Q	Qualification	Rk	Rank
YB	Year of Birth						

turn score calculation corrected (Bib 8, 11, 12, 13)

SUN 5 FEB 2017 / Almaty (KAZ) / 8397

FRSMMO-----_74M2 1.1

Report Created SUN 5 FEB 2017 18:39

Page 1/1





Start List

MO

Jury			Course Data		
FISU TD – Race Director:	FERRY Magnus	SWE	Course Name:	Shymbulak Moguls	
Technical Delegate:	MATT Rudi	GER	Length:	200m	
Head Judge:	KITOV Oleg	RUS	Course Width:	16.0m	
Chief of Competition:	BELOUSOV Gennadiy	RUS	Gradient:	28°	
Officials			Pace Time:	19.46s	
Chief of Course:	IVANOV Sergey	RUS	Homologation Number:	by Jury	
Judges					
Judge 1 (Turns):			ORSATTI Alberto	ITA	
Judge 2 (Turns):			CARR Martin	GBR	
Judge 3 (Turns):			ANTTILA Veli Petri Sakari	FIN	
Judge 4 (Air):			LADIČ Dejan	SLO	
Judge 5 (Air):			KRUCHOK Kirill	BLR	

Number of Competitors: 12 Number of Countries : 6

Start Order	Bib	FIS Code	Name	Country Code	YB	PR Rank
1	8	2529433	GATILOV Georgiy	RUS	1996	12
2	17	2530143	LEBEDYK Andrii	UKR	1993	11
3	15	2529901	MASYRA Oleh	UKR	1996	10
4	16	2529063	WU Guangjiu	CHN	1995	9
5	9	2528338	CABROL Clement	FRA	1995	8
6	10	2526777	HONZIG Daniel	CZE	1992	7
7	7	2530489	GUSEV Vladislav	RUS	1996	6
8	5	2528351	GEDROVICH Evgenii	RUS	1996	5
9	3	2526514	SEIGNEUR Yohann	FRA	1993	4
10	2	2528846	KOLMAKOV Pavel	KAZ	1996	3
11	4	2485005	SHIMBUEV Sergei	RUS	1992	2
12	1	2469168	REIKHERD Dmitriy	KAZ	1989	1

Legend:

PR Previous Round YB Year of Birth



Start List

REVISED
1 FEB 16:35

MO

Jury			Course Data		
FISU TD – Race Director:	FERRY Magnus	SWE	Course Name:	Shymbulak Moguls	
Technical Delegate:	MATT Rudi	GER	Length:	200m	
Head Judge:	KITOV Oleg	RUS	Course Width:	16.0m	
Chief of Competition:	BELOUSOV Gennadiy	RUS	Gradient:	28°	
Officials			Pace Time:	19.46s	
Chief of Course:	IVANOV Sergey	RUS	Homologation Number:	by Jury	
Judges					
Judge 1 (Turns):			ORSATTI Alberto	ITA	
Judge 2 (Turns):			CARR Martin	GBR	
Judge 3 (Turns):			ANTTILA Veli Petri Sakari	FIN	
Judge 4 (Air):			LADIČ Dejan	SLO	
Judge 5 (Air):			KRUCHOK Kirill	BLR	

Number of Competitors: 16 Number of Countries : 7

Start Order	Bib	FIS Code	Name	Country Code	YB	FIS Points
1	3	2526514	SEIGNEUR Yohann	FRA	1993	245.00
2	2	2528846	KOLMAKOV Pavel	KAZ	1996	380.00
3	14	2531404	GEBERT Alexandr	KAZ	1998	12.78
4	1	2469168	REIKHERD Dmitriy	KAZ	1989	550.00
5	4	2485005	SHIMBUEV Sergei	RUS	1992	191.00
6	17	2530143	LEBEDYK Andrii	UKR	1993	
7	8	2529433	GATILOV Georgiy	RUS	1996	58.00
8	7	2530489	GUSEV Vladislav	RUS	1996	64.80
9	15	2529901	MASYRA Oleh	UKR	1996	2.16
10	10	2526777	HONZIG Daniel	CZE	1992	40.00
11	13	2532087	GORLACHEV Konstantin	KAZ	1997	13.20
12	16	2529063	WU Guangjiu	CHN	1995	
13	9	2528338	CABROL Clement	FRA	1995	52.60
14	11	2530279	KEYES Liam Thomas	GBR	1995	30.00
15	5	2528351	GEDROVICH Evgenii	RUS	1996	137.00
16	12	2532546	JONES Samuel Henry	GBR	1997	17.00

Progression system: The top 12 competitors of the Qualification advance to Final.

Legend:

YB Year of Birth

Change in Jury description from "FISU Technical Delegate" to "FISU TD - Race Director"





Results

REVISED
5 FEB 17:49

MO

Jury			Course Data		
FISU TD – Race Director:	FERRY Magnus	SWE	Course Name:	Shymbulak Moguls	
Technical Delegate:	MATT Rudi	GER	Length:	200m	
Head Judge:	KITOV Oleg	RUS	Course Width:	16.0m	
Chief of Competition:	BELOUSOV Gennadiy	RUS	Gradient:	28°	
Officials			Pace Time:	19.46s	
Chief of Course:	IVANOV Sergey	RUS	Homologation Number:	by Jury	
			Judges		
			Judge 1 (Turns):	ORSATTI Alberto	ITA
			Judge 2 (Turns):	CARR Martin	GBR
			Judge 3 (Turns):	ANTTILA Veli Petri Sakari	FIN
			Judge 4 (Air):	LADIČ Dejan	SLO
			Judge 5 (Air):	KRUCHOK Kirill	BLR

Number of Competitors: 16 Number of Countries: 7

Rank	Bib	FIS Code	Name	Country	YB	Time		Air					Turns				Run Score	Tie			
						Seconds	Time Points	J4	J5	Jump	DD	Total	B	D	J1	J2			J3	Total	
1	1	2469168	REIKHERD Dmitriy	KAZ	1989	21.56	12.54	7.9	8.4	7opA 0.860						B: 17.3	18.4	18.3	54.0	78.94	Q
								8.5	7.9	bPG 0.830					D: -0.0	-0.6	-0.8	-1.4			
							12.54												52.60		
2	4	2485005	SHIMBUEV Sergei	RUS	1992	22.29	11.34	7.8	7.4	bF 0.830					B: 16.6	17.5	17.6	51.7	70.90	Q	
								8.6	8.0	bPp 0.730					D: -1.6	-1.1	-1.8	-4.5			
							11.34												47.20		
3	2	2528846	KOLMAKOV Pavel	KAZ	1996	22.39	11.18	7.8	8.2	bF 0.830					B: 13.8	17.4	16.3	47.5	70.33	Q	
								7.4	8.0	7opA 0.860					D: -0.6	-0.2	-0.8	-1.6			
							11.18												45.90		
4	3	2526514	SEIGNEUR Yohann	FRA	1993	22.46	11.06	8.4	7.7	bF 0.830					B: 15.5	17.1	15.9	48.5	65.50	Q	
								7.8	7.7	7opA 0.860					D: -2.3	-2.9	-2.2	-7.4			
							11.06												41.10		
5	5	2528351	GEDROVICH Evgenii	RUS	1996	23.46	9.42	7.5	7.2	7opA 0.860					B: 14.3	16.8	15.9	47.0	63.25	Q	
								6.1	6.0	bPp 0.730					D: -1.4	-0.5	-2.0	-3.9			
							9.42												43.10		
6	7	2530489	GUSEV Vladislav	RUS	1996	24.36	7.94	6.0	5.8	7oA 0.830					B: 14.5	14.9	13.8	43.2	56.41	Q	
								7.2	7.0	bPp 0.730					D: -1.4	-1.2	-2.2	-4.8			
							7.94												38.40		
7	10	2526777	HONZIG Daniel	CZE	1992	25.84	5.50	7.3	6.8	3G 0.830					B: 13.5	12.8	13.6	39.9	49.68	Q	
								8.2	7.8	bPG 0.830					D: -3.2	-3.0	-2.0	-8.2			
							5.50												31.70		
8	9	2528338	CABROL Clement	FRA	1995	24.72	7.35	7.9	7.2	bF 0.830					B: 14.2	13.6	13.2	41.0	47.38	Q	
								5.0	4.0	7opA 0.860					D: -4.1	-3.5	-3.5	-11.1			
							7.35												29.90		
9	16	2529063	WU Guangjiu	CHN	1995	28.89	0.49	4.5	3.6	S 0.410					B: 13.8	12.9	12.1	38.8	40.03	Q	
								4.8	4.6	bP 0.700					D: -1.7	-1.0	-1.5	-4.2			
							0.49												34.60		
10	15	2529901	MASYRA Oleh	UKR	1996	28.92	0.44	5.0	4.4	S 0.410					B: 9.8	9.9	10.0	29.7	33.41	Q	
								8.0	7.2	bPp 0.730					D: -0.8	-2.0	-1.4	-4.2			
							0.44												25.50		
11	17	2530143	LEBEDYK Andrii	UKR	1993	31.56	0.00	3.0	3.6	S 0.410					B: 8.2	10.0	11.1	29.3	29.25	Q	
								4.0	4.0	TT 0.500					D: -1.1	-1.0	-1.3	-3.4			
							0.00												25.90		
12	8	2529433	GATILOV Georgiy	RUS	1996	24.76	7.28	7.0	6.5	3 0.700					B: 12.5	10.9	12.0	35.4	18.25	Q	
								5.3	5.8	bPp 0.730					D: -12.3	-9.0	-12.0	-33.3			
							7.28												2.20		
13	13	2532087	GORLACHEV Konstantin	KAZ	1997	31.42	0.00	8.0	8.0	bPp 0.730					B: 10.3	11.2	11.0	32.5	13.33		
								5.5	6.0	fT 0.730					D: -10.1	-9.1	-10.0	-29.2			
							0.00												3.30		
14	12	2532546	JONES Samuel Henry	GBR	1997	0.00	0.00	3.7	4.0	S 0.410					B: 10.2	7.9	8.0	26.1	7.47		
								1.0	2.0	I 0.730					D: -9.0	-9.0	-4.5	-22.5			
							0.00												4.80		



Results

REVISED
5 FEB 17:49

MO

Number of Competitors: 16 Number of Countries: 7

Rank	Bib	FIS Code	Name	Country	YB	Time		Air					Turns				Run Score	Tie				
						Seconds	Time Points	J4	J5	Jump	DD	Total	B	D	J1	J2			J3	Total		
15	11	2530279	KEYES Liam Thomas	GBR	1995	36.99	0.00	4.0	4.0	3	0.700						B: 8.7	9.0	12.0	29.7	4.70	
								0.5	0.5	D	0.410					D: -7.3	-13.2	-11.8	-32.3			
							0.00				3.00								1.70			
	14	2531404	GEBERT Alexandr	KAZ	1998																	DNF

Forerunners

F1 - DYATKINA Antonina	RUS	F2 - GEBERT Alexandr	KAZ
------------------------	-----	----------------------	-----

Conditions on Course

Weather: Sky Clear	Temperature: -5°C / 23°F	Snow Condition: Wet	Snow Temperature: -3°C / 27°F
--------------------	--------------------------	---------------------	-------------------------------

Progression system: The top 12 competitors of the Qualification advance to Final.

NOTE

Turns score are made of the base score (B) and deductions (D).
Time points + Air Total + Turns Total = Score.

Legend:

B	Base Score	D	Deductions	DD	Degree of Difficulty	DNF	Did Not Finish
J	Judge	Q	Qualified	Tie	Tie-break points	YB	Year of Birth

turn score calculation corrected (Bib 8, 11, 12, 13)

SUN 5 FEB 2017 / Almaty (KAZ) / 8397

FRSMO-----QUAL000100--_73M 1.1

Report Created SUN 5 FEB 2017 17:49

Page 2/2



Almaty 2017

28TH WINTER UNIVERSIADE



FREESTYLE SKIING

Men's Dual Moguls



Almaty 2017
28th WINTER UNIVERSIADE

Shymbulak Ski Resort

FRI 3 FEB 2017
Starttime: 14:57

Freestyle Skiing

Men's Dual Moguls

Finals



Brackets

Quarter Finals

Semi Finals

Final

7 GUSEV Vladislav	RUS
<hr/>	
2 KOLMAKOV Pavel	KAZ
4 4 3 5 4 R 20	

Quarter Final - 1 (5)

2 KOLMAKOV Pavel	KAZ
<hr/>	
4 SHIMBUEV Sergei	RUS
2 2 3 3 4 B 14	

Semi Final - 1 (11)

4 SHIMBUEV Sergei	RUS
<hr/>	
3 SEIGNEUR Yohann	FRA
3 2 2 1 1 R 9	

Quarter Final - 2 (6)

4 SHIMBUEV Sergei	RUS
<hr/>	
1 REIKHERD Dmitriy	KAZ
3 3 3 2 2 R 13	

Final (16)

8 CABROL Clement	FRA
<hr/>	
1 REIKHERD Dmitriy	KAZ
4 4 3 4 5 R 20	

Quarter Final - 3 (7)

2 KOLMAKOV Pavel	KAZ
<hr/>	
5 GEDROVICH Evgenii	RUS
1 1 3 0 0 B 5	

Small Final (15)

1 REIKHERD Dmitriy	KAZ
<hr/>	
5 GEDROVICH Evgenii	RUS
2 2 2 2 1 R 9	

Semi Final - 2 (12)

9 HONZIG Daniel	CZE
<hr/>	
5 GEDROVICH Evgenii	RUS
4 4 3 4 3 R 18	

Quarter Final - 4 (8)





Start List

DM

Jury			Course Data		
FISU TD – Race Director:	FERRY Magnus	SWE	Course Name:	Shymbulak Moguls	
Head Judge:	KITOV Oleg	RUS	Length:	196m	
Chief of Competition:	BELOUSOV Gennadiy	RUS	Course Width:	16.0m	
Officials			Gradient:	28°	
Chief of Course:	IVANOV Sergey	RUS	Pace Time:	18.98s	
			Homologation Number:	by Jury	
Judges					
			Judge 1 (Turns):	KRUCHOK Kirill	BLR
			Judge 2 (Turns):	ANTTILA Veli Petri Sakari	FIN
			Judge 3 (Turns):	LADIČ Dejan	SLO
			Judge 4 (Air):	ORSATTI Alberto	ITA
			Judge 5 (Air):	CARR Martin	GBR

Number of Competitors: 15 Number of Countries : 6

Start Order	Bib	FIS Code	Name	Country Code	YB	FIS Points
1	14	2529901	MASYRA Oleh	UKR	1996	2.16
2	1	2469168	REIKHERD Dmitriy	KAZ	1989	550.00
3	6	2530493	SVETLAKOV Nikita	RUS	1997	133.00
4	9	2526777	HONZIG Daniel	CZE	1992	40.00
5	3	2526514	SEIGNEUR Yohann	FRA	1993	245.00
6	15	2530143	LEBEDYK Andrii	UKR	1993	
7	5	2528351	GEDROVICH Evgenii	RUS	1996	137.00
8	13	2531404	GEBERT Alexandr	KAZ	1998	12.78
9	11	2532546	JONES Samuel Henry	GBR	1997	17.00
10	4	2485005	SHIMBUEV Sergei	RUS	1992	191.00
11	8	2528338	CABROL Clement	FRA	1995	52.60
12	12	2532087	GORLACHEV Konstantin	KAZ	1997	13.20
13	10	2530279	KEYES Liam Thomas	GBR	1995	30.00
14	7	2530489	GUSEV Vladislav	RUS	1996	64.80
15	2	2528846	KOLMAKOV Pavel	KAZ	1996	380.00

Legend:

YB Year of Birth



Results

DM

Jury			Course Data		
FISU TD – Race Director:	FERRY Magnus	SWE	Course Name:	Shymbulak Moguls	
Head Judge:	KITOV Oleg	RUS	Length:	196m	
Chief of Competition:	BELOUSOV Gennadiy	RUS	Course / Gate Width:	16.0m / 6.5m	
Officials			Gradient:	28°	
Chief of Course:	IVANOV Sergey	RUS	Pace Time:	18.98s	
			Homologation Number:	by Jury	
Judges					
			Judge 1 (Turns):	KRUCHOK Kirill	BLR
			Judge 2 (Turns):	ANTTILA Veli Petri Sakari	FIN
			Judge 3 (Turns):	LADIČ Dejan	SLO
			Judge 4 (Air):	ORSATTI Alberto	ITA
			Judge 5 (Air):	CARR Martin	GBR

Number of Competitors: 15 Number of Countries: 6

Rank	Bib	FIS Code	Name	Country	YB	Time		Air					Turns				Run Score	Tie			
						Seconds	Time Points	J4	J5	Jump	DD	Total	B	D	J1	J2			J3	Total	
1	2	2528846	KOLMAKOV Pavel	KAZ	1996	20.89	12.77	9.0	8.5	bF 0.830						B: 17.8	18.7	18.1	54.6	80.41	Q
								8.0	8.4	fT 0.730					D: -0.0	-0.2	-0.0	-0.2			
							12.77												54.40		
2	5	2528351	GEDROVICH Evgenii	RUS	1996	21.82	11.21	7.3	7.3	7opA 0.860					B: 17.6	16.4	17.0	51.0	71.79	Q	
								7.0	7.0	bPp 0.730					D: -0.6	-0.4	-0.8	-1.8			
							11.21												49.20		
3	1	2469168	REIKHERD Dmitriy	KAZ	1989	22.03	10.85	8.8	8.2	7opA 0.860					B: 17.1	16.0	16.2	49.3	70.67	Q	
								9.0	8.4	bPG 0.830					D: -1.4	-1.4	-1.2	-4.0			
							10.85												45.30		
4	3	2526514	SEIGNEUR Yohann	FRA	1993	23.01	9.20	9.0	8.8	bF 0.830					B: 17.1	17.4	15.3	49.8	70.46	Q	
								8.6	7.4	7opA 0.860					D: -0.8	-1.0	-1.0	-2.8			
							9.20												47.00		
5	4	2485005	SHIMBUEV Sergei	RUS	1992	21.32	12.05	8.9	8.5	bF 0.830					B: 14.5	15.2	15.2	44.9	62.53	Q	
								8.5	7.8	TTT 0.610					D: -3.1	-1.5	-2.0	-6.6			
							12.05												38.30		
6	8	2528338	CABROL Clement	FRA	1995	24.89	6.03	4.8	4.3	7opA 0.860					B: 15.8	15.8	14.5	46.1	58.86	Q	
								7.0	6.8	bPG 0.830					D: -0.6	-1.5	-0.8	-2.9			
							6.03												43.20		
7	9	2526777	HONZIG Daniel	CZE	1992	25.77	4.55	7.0	6.4	3G 0.830					B: 15.3	14.4	14.1	43.8	56.44	Q	
								7.5	7.3	bPG 0.830					D: -0.8	-1.5	-1.3	-3.6			
							4.55												40.20		
8	7	2530489	GUSEV Vladislav	RUS	1996	23.42	8.51	4.2	3.8	7oA 0.830					B: 15.1	13.9	13.6	42.6	51.67	Q	
								7.8	7.4	bPp 0.730					D: -2.0	-2.9	-3.4	-8.3			
							8.51												34.30		
9	13	2531404	GEBERT Alexandr	KAZ	1998	24.78	6.22	7.2	6.9	IG 0.860					B: 13.8	13.1	13.0	39.9	48.13		
								8.8	7.8	bPp 0.730					D: -3.7	-3.2	-3.2	-10.1			
							6.22												29.80		
10	12	2532087	GORLACHEV Konstantin	KAZ	1997	29.34	0.00	6.0	6.0	bPp 0.730					B: 12.8	12.9	12.2	37.9	41.27		
								7.8	7.8	fT 0.730					D: -2.6	-2.0	-2.1	-6.7			
							0.00												31.20		
11	14	2529901	MASYRA Oleh	UKR	1996	28.20	0.45	5.2	5.4	S 0.410					B: 11.5	10.2	11.0	32.7	34.49		
								6.5	6.6	bPp 0.730					D: -2.1	-2.0	-1.5	-5.6			
							0.45												27.10		
12	11	2532546	JONES Samuel Henry	GBR	1997	31.86	0.00	4.3	5.0	S 0.410					B: 10.8	10.0	11.1	31.9	26.96		
								5.5	4.8	I 0.730					D: -4.6	-4.0	-2.0	-10.6			
							0.00												21.30		
13	15	2530143	LEBEDYK Andrii	UKR	1993	31.48	0.00	0.3	0.9	0.000					B: 10.1	8.0	10.0	28.1	5.34		
								2.5	2.6	S 0.410					D: -7.6	-7.9	-8.3	-23.8			
							0.00												4.30		
	6	2530493	SVETLAKOV Nikita	RUS	1997															DNF	



Almaty 2017

28TH WINTER UNIVERSIADE



FREESTYLE SKIING

Men's Ski Cross



Results

Jury			Technical Data	
FIS Technical Delegate:	WRIGHT Gary	USA	Course Name	Shymbulak
Chief of Finish:	GALUSHKIN Alexey	RUS	Start / Finish Altitude	2523m / 2343m
Chief of Competition:	ILYUSHENKOV Vyacheslav	RUS	Vertical Drop / Course Length	180m / 900m
FISU TD - Race Director	FERRY Magnus	SWE	Number of Features	17
Chief of Course:	MEDOVOLKIN Yury	RUS		
Course Setter:	WRIGHT Gary	FIS		
Course Builder:	ILYUSHENKOV Vyacheslav	RUS		
Start Referee:	ZEZIN Denis	RUS		
Finish Referee:	YAKHEEV Anatoly	RUS		

Number of Competitors: 31, Number of Countries: 15

Rank	Bib	FIS Code	Name	CTRY Code	YB	Qualification Rank	Race Points
------	-----	----------	------	-----------	----	--------------------	-------------

BIG FINAL

1	7	2528474	CECH Jiri	CZE	1993		110.00
2	1	2527850	MERENKOV Kirill	RUS	1992		88.00
3	9	2533174	FROMM Enrico	SUI	1997		66.00
4	3	2533852	KAECH Noah	SUI	1997		55.00

SMALL FINAL

5	5	2531577	KHALEMEN Anton	RUS	1994		49.50
6	4	2532585	HUBER Fabian	AUT	1997		44.00
7	10	2532594	TEDIASHVILI Davit	GEO	1992		39.60
8	6	2529307	HENZI Timothe	SUI	1992		35.20

QUARTERFINALS

Finished 3rd in their heat

9	8	2533215	CROESE Riccardo	ITA	1994	8	31.90
10	11	2534002	KATRENIC Henrich	SVK	1998	11	28.60
11	12	2533806	LEBER Bjoern	GER	1997	12	26.40
12	15	2528854	MULLAYEV Alon	KAZ	1995	15	24.20

Finished 4th in their heat

13	2	2533437	KOLGOTIN Pavel	RUS	1994	2	22.00
14	13	2531846	PARK Hyun	KOR	1993	13	19.80
15	14	2528933	STUDER Loris	SUI	1993	14	17.60
16	16	2529834	WILLOWS Laurence	GBR	1996	16	16.50

1/8 FINALS

Finished 3rd in their heat

17	17	2529013	KRENEK Jakub	CZE	1993	17	15.40
18	18	2530995	HAYWARD Thomas	USA	1997	18	14.30
19	19	2530780	VANDELDELDE Patrick	BEL	1995	19	13.20
20	20	2531409	KAIRAT Olzhas	KAZ	1998	20	12.10
21	21	2530146	JURICA Vit	CZE	1993	21	11.00
22	22	2532615	HENIG Jakub	CZE	1995	22	9.90
23	24	2529571	BABAKIN Danil	KAZ	1996	24	8.80
24	26	2529572	ALDABERGENOV Madi	KAZ	1996	26	7.70

Finished 4th in their heat

25	23	2531855	CHOI Ji-Hoon	KOR	1996	23	6.60
26	25	2533953	CHARTOLANI Besiki	GEO	1994	25	5.50
27	27	2533890	KOVBASNYUK Taras	UKR	1997	27	
28	28	2533889	HAM Ihor	UKR	1995	28	



Results

Rank	Bib	FIS Code	Name	CTRY Code	YB	Qualification Rank	Race Points
DID NOT QUALIFY							
	15	2531123	NABIULIN Artem	RUS	1996	DNS	
	27	2533519	KLUSAK Jakub	POL	1992	DNS	
	31	2533518	KLUSAK Michal	POL	1990	DNS	

Forerunners							
F1 - VOLKOV German			KAZ	F2 - POPOV Nikita		KAZ	F3 - ASTAPOV Denis
							KAZ

Conditions on course			
Qualification: SUNNY	Snow Temperature: -8°C / 17.6°F	Temperature - Start: -10°C / 14°F	Temperature - Finish: -7°C / 19.4°F
Final: SUNNY	Snow Temperature: -2°C / 28.4°F	Temperature - Start: -4°C / 24.8°F	Temperature - Finish: 2°C / 35.6°F

Legend:

DNS Did Not Start **YB** Year of Birth



Brackets

Number of Competitors: 28, Number of Countries: 14

1/8 Finals			Quarterfinals			Semifinals			Finals		
EF 1 (1/16)			QF 1 (9/16)			SF 1 (13/16)			Small Final (15/16)		
Bib		Rk	Bib		Rk	Bib		Rk	Bib		Rk
1 R3	MERENKOV Kirill	RUS 1	1 R4	MERENKOV Kirill	RUS 1	1 R4	MERENKOV Kirill	RUS 1	5 G2	KHALEMIN Anton	RUS 1
16 G2	WILLOWS Laurence	GBR 2	9 B12	FROMM Enrico	SUI 2	9 Y1	FROMM Enrico	SUI 2	1 R4	HUBER Fabian	AUT 2
17 B11	KRENEK Jakub	CZE 3	8 G3	CROESE Riccardo	ITA 3	5 B12	KHALEMIN Anton	RUS 3	10 Y1	TEDIASHVILI Davit	GEO 3
			16 Y1	WILLOWS Laurence	GBR 4	4 G3	HUBER Fabian	AUT DNF	6 B14	HENZI Timothe	SUI DNS
EF 2 (2/16)			QF 2 (10/16)			SF 2 (14/16)			Big Final (16/16)		
Bib		Rk	Bib		Rk	Bib		Rk	Bib		Rk
8 R3	CROESE Riccardo	ITA 1	4 R4	HUBER Fabian	AUT 1	7 B12	CECH Jiri	CZE 1	7 B12	CECH Jiri	CZE 1
9 G4	FROMM Enrico	SUI 2	5 G3	KHALEMIN Anton	RUS 2	3 R3	KAECH Noah	SUI 2	1 R4	MERENKOV Kirill	RUS 2
24 B12	BABAKIN Danil	KAZ 3	12 B12	LEBER Bjoern	GER 3	11 B14	KATRENIC Henrich	SVK 3	9 Y1	FROMM Enrico	SUI 3
25 Y1	CHARTOLANI Besiki	GEO 4	13 Y1	PARK Hyun	KOR DNF	14 Y1	STUDER Loris	SUI DSQ	3 G3	KAECH Noah	SUI DNF
EF 3 (3/16)			QF 3 (11/16)			SF 2 (14/16)			Final Ranking		
Bib		Rk	Bib		Rk	Bib		Rk			
5 R3	KHALEMIN Anton	RUS 1	6 G2	HENZI Timothe	SUI 1	7 B12	CECH Jiri	CZE 1	Gold	CECH Jiri	CZE
12 G4	LEBER Bjoern	GER 2	3 R3	KAECH Noah	SUI 2	3 R3	KAECH Noah	SUI 2	Silver	MERENKOV Kirill	RUS
21 B12	JURICA Vit	CZE 3	11 B14	KATRENIC Henrich	SVK 3	10 Y1	TEDIASHVILI Davit	GEO 3	Bronze	FROMM Enrico	SUI
28 Y1	HAM Ihor	UKR 4	14 Y1	STUDER Loris	SUI DSQ	6 G4	HENZI Timothe	SUI DNF	4	KAECH Noah	SUI
EF 4 (4/16)			QF 4 (12/16)			SF 2 (14/16)			5	KHALEMIN Anton	RUS
Bib		Rk	Bib		Rk				6	HUBER Fabian	AUT
4 R2	HUBER Fabian	AUT 1	7 G2	CECH Jiri	CZE 1				7	TEDIASHVILI Davit	GEO
13 G1	PARK Hyun	KOR 2	10 B14	TEDIASHVILI Davit	GEO 2				8	HENZI Timothe	SUI
20 B13	KAIRAT Olzhas	KAZ 3	15 Y1	MULLAYEV Alon	KAZ 3						
EF 5 (5/16)			2 R3	KOLGOTIN Pavel	RUS DNF						
Bib		Rk	15 G3	MULLAYEV Alon	KAZ 2						
3 R2	KAECH Noah	SUI 1	18 B11	HAYWARD Thomas	USA 3						
14 G1	STUDER Loris	SUI 2									
19 B13	VANDELDELDE Patrick	BEL 3									
EF 6 (6/16)											
Bib		Rk									
6 R3	HENZI Timothe	SUI 1									
11 G4	KATRENIC Henrich	SVK 2									
22 B12	HENIG Jakub	CZE 3									
27 Y1	KOVBASNYUK Taras	UKR 4									
EF 7 (7/16)											
Bib		Rk									
7 R3	CECH Jiri	CZE 1									
10 G2	TEDIASHVILI Davit	GEO 2									
26 Y1	ALDABERGENOV Madi	KAZ 3									
23 B14	CHOI Ji-Hoon	KOR 4									
EF 8 (8/16)											
Bib		Rk									
2 R2	KOLGOTIN Pavel	RUS 1									
15 G3	MULLAYEV Alon	KAZ 2									
18 B11	HAYWARD Thomas	USA 3									

Progression system: The heats for the Finals will be set based on the rank of the top 32 men from the seeding phase. In the 1/8 Finals and the Quarterfinals the first two ranked competitors in each heat proceed to the next phase. In the Semifinals the first two ranked competitors of each heat proceed to the Big Final. The 3rd to 4th ranked competitors of each heat proceed to the Small Final.

Note:

Bibs are assigned based upon seeding results. The competitor with the lowest bib of each heat starts with the red (R) bib, the second lowest with the green (G), the third with blue (B) and the fourth with yellow (Y).

Legend:

(n)	Absolute Heat Number	BI	Blue	DNF	Did Not Finish	DNS	Did Not Start
DSQ	Disqualified	EF	1/8 Final	G	Green	QF	Quarterfinal
R	Red	Rk	Rank	SF	Semifinal	Y	Yellow





Start List

Jury			Technical Data	
FIS Technical Delegate:	WRIGHT Gary	USA	Course Name	Shymbulak
Chief of Finish:	GALUSHKIN Alexey	RUS	Start Altitude	2523m
Chief of Competition:	ILYUSHENKOV Vyacheslav	RUS	Finish Altitude	2343m
FISU TD - Race Director	FERRY Magnus	SWE	Vertical Drop	180m
Chief of Course:	MEDOVOLKIN Yury	RUS	Course Length	900m
Course Setter:	WRIGHT Gary	FIS	Number of Features	17
Course Builder:	ILYUSHENKOV Vyacheslav	RUS		
Start Referee:	ZEZIN Denis	RUS		
Finish Referee:	YAKHEEV Anatoly	RUS		

Number of Competitors: 31, Number of Countries: 15

Start Order	Bib	FIS Code	Name	CTRY Code	YB	Time	Diff.
1	1	2533215	CROESE Riccardo	ITA	1994		
2	2	2528474	CECH Jiri	CZE	1993		
3	3	2529834	WILLOWS Laurence	GBR	1996		
4	4	2532594	TEDIASHVILI Davit	GEO	1992		
5	5	2533437	KOLGOTIN Pavel	RUS	1994		
6	6	2530780	VANDEVELDE Patrick	BEL	1995		
7	7	2529013	KRENEK Jakub	CZE	1993		
8	8	2531846	PARK Hyun	KOR	1993		
9	9	2528854	MULLAYEV Alon	KAZ	1995		
10	10	2532585	HUBER Fabian	AUT	1997		
11	11	2527850	MERENKOV Kirill	RUS	1992		
12	12	2530995	HAYWARD Thomas	USA	1997		
13	13	2531577	KHALEMIN Anton	RUS	1994		
14	14	2533174	FROMM Enrico	SUI	1997		
15	15	2531123	NABIULIN Artem	RUS	1996		
16	16	2530146	JURICA Vit	CZE	1993		
17	17	2531855	CHOI Ji-Hoon	KOR	1996		
18	18	2529571	BABAKIN Danil	KAZ	1996		
19	19	2532615	HENIG Jakub	CZE	1995		
20	20	2528933	STUDER Loris	SUI	1993		
21	21	2533852	KAECH Noah	SUI	1997		
22	22	2529307	HENZI Timothe	SUI	1992		
23	23	2531409	KAIRAT Olzhas	KAZ	1998		
24	24	2529572	ALDABERGENOV Madi	KAZ	1996		
25	25	2533806	LEBER Bjoern	GER	1997		
26	26	2533890	KOVBASNYUK Taras	UKR	1997		
27	27	2533519	KLUSAK Jakub	POL	1992		



Start List

Start Order	Bib	FIS Code	Name	CTRY Code	YB	Time	Diff.
28	28	2534002	KATRENIC Henrich	SVK	1998		
29	29	2533953	CHARTOLANI Besiki	GEO	1994		
30	30	2533889	HAM Ihor	UKR	1995		
31	31	2533518	KLUSAK Michal	POL	1990		
Forerunners							
F1 -			F2 -			F3 -	
F4 -							

Note:
All competitors are seeded according to FIS or World Cup Rank. Top 16 competitors are randomly drawn.

Legend:
Diff Difference YB Year of Birth





Results

Jury			Technical Data	
FIS Technical Delegate:	WRIGHT Gary	USA	Course Name	Shymbulak
Chief of Finish:	GALUSHKIN Alexey	RUS	Start Altitude	2523m
Chief of Competition:	ILYUSHENKOV Vyacheslav	RUS	Finish Altitude	2343m
FISU TD - Race Director	FERRY Magnus	SWE	Vertical Drop	180m
Chief of Course:	MEDOVOLKIN Yury	RUS	Course Length	900m
Course Setter:	WRIGHT Gary	FIS	Number of Features	17
Course Builder:	ILYUSHENKOV Vyacheslav	RUS		
Start Referee:	ZEZIN Denis	RUS		
Finish Referee:	YAKHEEV Anatoly	RUS		

Number of Competitors: 31, Number of Countries: 15

Rank	Bib	FIS Code	Name	CTRY Code	YB	Time	Diff.
QUALIFIED							
1	11	2527850	MERENKOV Kirill	RUS	1992	55.12	
2	5	2533437	KOLGOTIN Pavel	RUS	1994	55.14	0.02
3	21	2533852	KAECH Noah	SUI	1997	55.54	0.42
4	10	2532585	HUBER Fabian	AUT	1997	55.62	0.50
5	13	2531577	KHALEMEN Anton	RUS	1994	56.06	0.94
6	22	2529307	HENZI Timothe	SUI	1992	56.08	0.96
7	2	2528474	CECH Jiri	CZE	1993	56.17	1.05
8	1	2533215	CROESE Riccardo	ITA	1994	56.26	1.14
9	14	2533174	FROMM Enrico	SUI	1997	56.30	1.18
10	4	2532594	TEDIASHVILI Davit	GEO	1992	57.56	2.44
11	28	2534002	KATRENIC Henrich	SVK	1998	57.64	2.52
12	25	2533806	LEBER Bjoern	GER	1997	57.64	2.52
13	8	2531846	PARK Hyun	KOR	1993	57.72	2.60
14	20	2528933	STUDER Loris	SUI	1993	58.13	3.01
15	9	2528854	MULLAYEV Alon	KAZ	1995	58.35	3.23
16	3	2529834	WILLOWS Laurence	GBR	1996	59.08	3.96
17	7	2529013	KRENEK Jakub	CZE	1993	59.39	4.27
18	12	2530995	HAYWARD Thomas	USA	1997	59.41	4.29
19	6	2530780	VANDELDELDE Patrick	BEL	1995	59.63	4.51
20	23	2531409	KAIRAT Olzhas	KAZ	1998	1:00.13	5.01
21	16	2530146	JURICA Vit	CZE	1993	1:00.21	5.09
22	19	2532615	HENIG Jakub	CZE	1995	1:00.25	5.13
23	17	2531855	CHOI Ji-Hoon	KOR	1996	1:00.45	5.33
24	18	2529571	BABAKIN Danil	KAZ	1996	1:00.57	5.45
25	29	2533953	CHARTOLANI Besiki	GEO	1994	1:00.95	5.83
26	24	2529572	ALDABERGENOV Madi	KAZ	1996	1:01.28	6.16



Results

Rank	Bib	FIS Code	Name	CTRY Code	YB	Time	Diff.
27	26	2533890	KOVBASNYUK Taras	UKR	1997	1:01.84	6.72
28	30	2533889	HAM Ihor	UKR	1995	1:01.95	6.83
NOT QUALIFIED							
	15	2531123	NABIULIN Artem	RUS	1996	DNS	
	27	2533519	KLUSAK Jakub	POL	1992	DNS	
	31	2533518	KLUSAK Michal	POL	1990	DNS	

Forerunners						
F1 - VOLKOV German	KAZ	F2 - POPOV Nikita	KAZ	F3 - ASTAPOV Denis	KAZ	

Conditions on course			
Qualification: SUNNY	Snow Temperature: -8°C / 17.6°F	Temperature - Start: -10°C / 14°F	Temperature - Finish: -7°C / 19.4°F

Note:
If two or more competitors have the same time (tied), then the competitor that started later in the race, will win the tie

Legend:
Diff Difference DNS Did Not Start YB Year of Birth





Almaty 2017

28TH WINTER UNIVERSIADE



FREESTYLE SKIING

Mixed Team Aerials



Event Results Summary

AET

Jury			Course Data			
FISU Technical Delegate:	FERRY Magnus	SWE	Course Name:	Mishas Course		
Technical Delegate:	MATT Rudi	GER	In-run:	Distance	Height	Gradient
Head Judge:	KITOV Oleg	RUS	Table:	65.0m		25°
Chief of Competition:	ARKAYEVA Diana	KAZ	Landing:	28.0m		
Officials			Landing:	29.5m		37.0°
Chief of Course:	MIHAILOV Alexandr	RUS	Kicker 1:	4.00m	2.10m	56°
			2:	6.50m	3.50m	66°
			3:	6.70m	3.60m	66°
			Judges			
			Judge 1:	KRUCHOK Kirill	BLR	
			Judge 2:	CARR Martin	GBR	
			Judge 3:	ORSATTI Alberto	ITA	
			Judge 4:	ANTTILA Veli Petri Sakari	FIN	
			Judge 5:	LADIĆ Dejan	SLO	

Number of Competitors: 6, Number of Countries: 4

Rank	Bib	FIS Code	Name	Country Code	YB	Air	Form	Landing	Score	Jump	DD	Run Score	Total Score
------	-----	----------	------	--------------	----	-----	------	---------	-------	------	----	-----------	-------------

SUPER FINAL

1	Kazakhstan 2												167.05
	501	2529574	ALDABERGENOVA Zhanbota	KAZ	1995	5.4	13.5	8.4	27.30	bLF	2.900	79.17	
	502	2529818	INKARBEK Baglan	KAZ	1994	5.5	13.7	8.7	27.90	bFF	3.150	87.88	
2	China 1												113.02
	201	2531966	XU Nuo	CHN	1996	2.0	4.9	0.0	6.90	bFF	3.150	21.73	
	202	2531967	SHI Haitao	CHN	1996	5.0	13.0	7.9	25.90	bdFF	3.525	91.29	
3	China 2												87.77
	301	2530171	ZHU Yingying	CHN	1994	2.3	5.6	0.0	7.90	bLF	2.900	22.91	
	302	2532317	GUO Ziming	CHN	1997	4.4	11.4	2.6	18.40	bdFF	3.525	64.86	

FINAL

4	Belarus												136.82
	101	2530639	LIASHKEVICH Vera	BLR	1997	5.5	14.2	8.7	28.40	bL	2.050	58.22	
	102	2528124	BASHLAKOU Artsiom	BLR	1995	4.1	10.7	7.5	22.30	bdFF	3.525	78.60	

QUALIFICATION

5	Russia												110.54
	601	2532219	ZAYTSEVA Elena	RUS	1997	5.3	13.3	8.5	27.10	bL	2.050	55.55	
	602	2528992	SIVENKOV Lev	RUS	1997	3.3	7.3	5.0	15.60	bdFF	3.525	54.99	
6	Kazakhstan 1												99.38
	401	2528844	KALMURZAYEVA Akmarzhan	KAZ	1995	4.4	11.9	1.4	17.70	bLP	2.600	46.02	
	402	2530144	MUKHAMEJANOV Darkhan	KAZ	1990	4.7	11.9	1.8	18.40	bLF	2.900	53.36	



START LIST

AET

Jury			Course Data			
FISU Technical Delegate:	FERRY Magnus	SWE	Course Name:	Mishas Course		
Technical Delegate:	MATT Rudi	GER	In-run:	Distance	Height	Gradient
Head Judge:	KITOV Oleg	RUS	Table:	65.0m		25°
Chief of Competition:	ARKAYEVA Diana	KAZ	Landing:	28.0m		
Officials			Kicker 1:	29.5m		37.0°
Chief of Course:	MIHAILOV Alexandr	RUS	2:	4.00m	2.10m	56°
			3:	6.50m	3.50m	66°
			3:	6.70m	3.60m	66°
			Judges			
			Judge 1:	KRUCHOK Kirill	BLR	
			Judge 2:	CARR Martin	GBR	
			Judge 3:	ORSATTI Alberto	ITA	
			Judge 4:	ANTTILA Veli Petri Sakari	FIN	
			Judge 5:	LADIČ Dejan	SLO	

Number of Teams: 3

Start Order	Team	Bib	FIS Code	Name	Gender	Country Code	YB	Jump	DD	Kicker
1	China 2	301	2530171	ZHU Yingying	L	CHN	1994	bLF	2.900	3
2	China 1	201	2531966	XU Nuo	L	CHN	1996	bFF	3.150	3
3	Kazakhstan 2	501	2529574	ALDABERGENOVA Zhanbota	L	KAZ	1995	bFF	3.150	3



START LIST

AET

Jury			Course Data			
FISU Technical Delegate:	FERRY Magnus	SWE	Course Name:	Mishas Course		
Technical Delegate:	MATT Rudi	GER	In-run:	Distance	Height	Gradient
Head Judge:	KITOV Oleg	RUS	Table:	65.0m		25°
Chief of Competition:	ARKAYEVA Diana	KAZ	Landing:	28.0m		
Officials			Kicker 1:	29.5m		37.0°
Chief of Course:	MIHAILOV Alexandr	RUS	2:	4.00m	2.10m	56°
			3:	6.50m	3.50m	66°
			3:	6.70m	3.60m	66°
			Judges			
			Judge 1:	KRUCHOK Kirill	BLR	
			Judge 2:	CARR Martin	GBR	
			Judge 3:	ORSATTI Alberto	ITA	
			Judge 4:	ANTTILA Veli Petri Sakari	FIN	
			Judge 5:	LADIČ Dejan	SLO	

Number of Teams: 3

Start Order	Team	Bib	FIS Code	Name	Gender	Country Code	YB	Jump	DD	Kicker
1	China 2	302	2532317	GUO Ziming	M	CHN	1997	bdFF	3.525	3
2	China 1	202	2531967	SHI Haitao	M	CHN	1996	bdFF	3.525	3
3	Kazakhstan 2	502	2529818	INKARBEK Baglan	M	KAZ	1994	bdFF	3.525	2



START LIST

AET

Jury			Course Data			
FISU Technical Delegate:	FERRY Magnus	SWE	Course Name:	Mishas Course		
Technical Delegate:	MATT Rudi	GER	In-run:	Distance	Height	Gradient
Head Judge:	KITOV Oleg	RUS	Table:	65.0m		25°
Chief of Competition:	ARKAYEVA Diana	KAZ	Landing:	28.0m		
Officials			Kicker 1:	29.5m		37.0°
Chief of Course:	MIHAILOV Alexandr	RUS	2:	4.00m	2.10m	56°
			3:	6.50m	3.50m	66°
			3:	6.70m	3.60m	66°
			Judges			
			Judge 1:	KRUCHOK Kirill	BLR	
			Judge 2:	CARR Martin	GBR	
			Judge 3:	ORSATTI Alberto	ITA	
			Judge 4:	ANTTILA Veli Petri Sakari	FIN	
			Judge 5:	LADIĆ Dejan	SLO	

Number of Teams: 4

Start Order	Team	Bib	FIS Code	Name	Gender	Country Code	YB	Jump	DD	Kicker
1	Belarus	101	2530639	LIASHKEVICH Vera	L	BLR	1997	bLF	2.900	2
2	China 1	201	2531966	XU Nuo	L	CHN	1996	bLF	2.900	3
3	China 2	301	2530171	ZHU Yingying	L	CHN	1994	bLT	2.600	3
4	Kazakhstan 2	501	2529574	ALDABERGENOVA Zhanbota	L	KAZ	1995	bLF	2.900	3



START LIST

AET

Jury			Course Data			
FISU Technical Delegate:	FERRY Magnus	SWE	Course Name:	Mishas Course		
Technical Delegate:	MATT Rudi	GER	In-run:	Distance	Height	Gradient
Head Judge:	KITOV Oleg	RUS	Table:	65.0m		25°
Chief of Competition:	ARKAYEVA Diana	KAZ	Landing:	28.0m		
Officials			Kicker 1:	29.5m		37.0°
Chief of Course:	MIHAILOV Alexandr	RUS	2:	4.00m	2.10m	56°
			3:	6.50m	3.50m	66°
			3:	6.70m	3.60m	66°
			Judges			
			Judge 1:	KRUCHOK Kirill	BLR	
			Judge 2:	CARR Martin	GBR	
			Judge 3:	ORSATTI Alberto	ITA	
			Judge 4:	ANTTILA Veli Petri Sakari	FIN	
			Judge 5:	LADIĆ Dejan	SLO	

Number of Teams: 4

Start Order	Team	Bib	FIS Code	Name	Gender	Country Code	YB	Jump	DD	Kicker
1	Belarus	102	2528124	BASHLAKOU Artsiom	M	BLR	1995	bdFF	3.525	2
2	China 1	202	2531967	SHI Haitao	M	CHN	1996	bFF	3.150	3
3	China 2	302	2532317	GUO Ziming	M	CHN	1997	bFF	3.150	3
4	Kazakhstan 2	502	2529818	INKARBEBK Baglan	M	KAZ	1994	bFdF	3.525	2



START LIST

AET

Jury			Course Data			
FISU Technical Delegate:	FERRY Magnus	SWE	Course Name:	Mishas Course		
Technical Delegate:	MATT Rudi	GER	In-run:	Distance	Height	Gradient
Head Judge:	KITOV Oleg	RUS	Table:	65.0m		25°
Chief of Competition:	ARKAYEVA Diana	KAZ	Landing:	28.0m		
Officials			Kicker 1:	29.5m		37.0°
Chief of Course:	MIHAILOV Alexandr	RUS	2:	4.00m	2.10m	56°
			3:	6.50m	3.50m	66°
			3:	6.70m	3.60m	66°
			Judges			
			Judge 1:	KRUCHOK Kirill	BLR	
			Judge 2:	CARR Martin	GBR	
			Judge 3:	ORSATTI Alberto	ITA	
			Judge 4:	ANTTILA Veli Petri Sakari	FIN	
			Judge 5:	LADIČ Dejan	SLO	

Number of Teams: 6

Start Order	Team	Bib	FIS Code	Name	Gender	Country Code	YB	Jump	DD	Kicker
1	Kazakhstan 1	401	2528844	KALMURZAYEVA Akmarzhan	L	KAZ	1995	bLF	2.900	2
2	China 2	301	2530171	ZHU Yingying	L	CHN	1994	bLT	2.600	3
3	Russia	601	2532219	ZAYTSEVA Elena	L	RUS	1997	bL	2.050	1
4	Belarus	101	2530639	LIASHKEVICH Vera	L	BLR	1997	bLF	2.900	2
5	China 1	201	2531966	XU Nuo	L	CHN	1996	bLF	2.900	3
6	Kazakhstan 2	501	2529574	ALDABERGENOVA Zhanbota	L	KAZ	1995	bFF	3.150	3



START LIST

AET

Jury			Course Data			
FISU Technical Delegate:	FERRY Magnus	SWE	Course Name:	Mishas Course		
Technical Delegate:	MATT Rudi	GER	In-run:	Distance	Height	Gradient
Head Judge:	KITOV Oleg	RUS	Table:	65.0m		25°
Chief of Competition:	ARKAYEVA Diana	KAZ	Landing:	28.0m		
Officials			Kicker 1:	29.5m		37.0°
Chief of Course:	MIHAILOV Alexandr	RUS	2:	4.00m	2.10m	56°
			3:	6.50m	3.50m	66°
			3:	6.70m	3.60m	66°
			Judges			
			Judge 1:	KRUCHOK Kirill	BLR	
			Judge 2:	CARR Martin	GBR	
			Judge 3:	ORSATTI Alberto	ITA	
			Judge 4:	ANTTILA Veli Petri Sakari	FIN	
			Judge 5:	LADIČ Dejan	SLO	

Number of Teams: 6

Start Order	Team	Bib	FIS Code	Name	Gender	Country Code	YB	Jump	DD	Kicker
1	Kazakhstan 1	402	2530144	MUKHAMEJANOV Darkhan	M	KAZ	1990	bLF	2.900	2
2	China 2	302	2532317	GUO Ziming	M	CHN	1997	bFF	3.150	3
3	Russia	602	2528992	SIVENKOV Lev	M	RUS	1997	bFdF	3.525	2
4	Belarus	102	2528124	BASHLAKOU Artsiom	M	BLR	1995	bdFF	3.525	2
5	China 1	202	2531967	SHI Haitao	M	CHN	1996	bFF	3.150	3
6	Kazakhstan 2	502	2529818	INKARBEK Baglan	M	KAZ	1994	bdFF	3.525	2



Almaty 2017

28TH WINTER UNIVERSIADE



ICE HOCKEY

8	Ice Hockey	931
8.1	Table of Contents	932
8.2	Women	938
8.2.1	Competition Schedule	939
8.2.2	Team Roster	940
8.2.2.1	Team Roster - CAN	940
8.2.2.2	Team Roster - CHN	941
8.2.2.3	Team Roster - GBR	942
8.2.2.4	Team Roster - JPN	943
8.2.2.5	Team Roster - KAZ	944
8.2.2.6	Team Roster - RUS	945
8.2.2.7	Team Roster - USA	946
8.2.3	Competition Officials	947
8.2.4	Tournament Progress - Preliminary Round	948
8.2.5	Game Results by Team	949
8.2.6	Player Statistics by Team	950
8.2.6.1	Player Statistics by Team - CAN	950
8.2.6.2	Player Statistics by Team - CHN	951
8.2.6.3	Player Statistics by Team - GBR	952
8.2.6.4	Player Statistics by Team - JPN	953
8.2.6.5	Player Statistics by Team - KAZ	954
8.2.6.6	Player Statistics by Team - RUS	955
8.2.6.7	Player Statistics by Team - USA	956
8.2.7	Team Statistics	957
8.2.8	Goalkeepers	958
8.2.9	Scoring Leaders	959
8.2.10	Goal Scoring Leaders	960
8.2.11	Assist Leaders	961
8.2.12	Defencemen Scoring Leaders	962
8.2.13	Face-off Leaders	963
8.2.14	Plus-Minus Leaders	964
8.2.15	Most Penalised Players	965
8.2.16	Medallists	966
8.2.17	Finals	967
8.2.17.1	Tournament Progress - Play-offs	967
8.2.17.2	Bronze Medal Game #15	968
8.2.17.2.1	Line-ups	968
8.2.17.2.2	Game Summary CHN - USA	969
8.2.17.3	Gold Medal Game #16	971
8.2.17.3.1	Line-ups	971

8.2.17.3.2	Game Summary CAN - RUS	972
8.2.18	Semifinals	975
8.2.18.1	Game #11	975
8.2.18.1.1	Line-ups	975
8.2.18.1.2	Game Summary CAN - USA	976
8.2.18.2	Game #12	979
8.2.18.2.1	Line-ups	979
8.2.18.2.2	Game Summary RUS - CHN	980
8.2.19	Women's Classifications (5-7)	983
8.2.19.1	Tournament Progress - Classifications (5-7)	983
8.2.19.2	Game #10	984
8.2.19.2.1	Line-ups	984
8.2.19.2.2	Game Summary JPN - KAZ	985
8.2.19.3	Game #13	988
8.2.19.3.1	Line-ups	988
8.2.19.3.2	Game Summary GBR - JPN	989
8.2.19.4	Game #14	992
8.2.19.4.1	Line-ups	992
8.2.19.4.2	Game Summary KAZ - GBR	993
8.2.20	Preliminary Round - Group A	996
8.2.20.1	Game #1	996
8.2.20.1.1	Line-ups	996
8.2.20.1.2	Game Summary CAN - CHN	997
8.2.20.2	Game #2	1000
8.2.20.2.1	Line-ups	1000
8.2.20.2.2	Game Summary KAZ - GBR	1001
8.2.20.3	Game #4	1004
8.2.20.3.1	Line-ups	1004
8.2.20.3.2	Game Summary CAN - GBR	1005
8.2.20.4	Game #5	1008
8.2.20.4.1	Line-ups	1008
8.2.20.4.2	Game Summary CHN - KAZ	1009
8.2.20.5	Game #7	1012
8.2.20.5.1	Line-ups	1012
8.2.20.5.2	Game Summary GBR - CHN	1013
8.2.20.6	Game #8	1016
8.2.20.6.1	Line-ups	1016
8.2.20.6.2	Game Summary KAZ - CAN	1017
8.2.21	Preliminary Round - Group B	1020
8.2.21.1	Game #3	1020

8.2.21.1.1	Line-ups	1020
8.2.21.1.2	Game Summary USA - RUS	1021
8.2.21.2	Game #6	1024
8.2.21.2.1	Line-ups	1024
8.2.21.2.2	Game Summary JPN - USA	1025
8.2.21.3	Game #9	1028
8.2.21.3.1	Line-ups	1028
8.2.21.3.2	Game Summary RUS - JPN	1029
8.3	Men	1032
8.3.1	Competition Schedule	1033
8.3.2	Team Roster	1034
8.3.2.1	Team Roster - CAN	1034
8.3.2.2	Team Roster - CHN	1035
8.3.2.3	Team Roster - CZE	1036
8.3.2.4	Team Roster - GBR	1037
8.3.2.5	Team Roster - JPN	1038
8.3.2.6	Team Roster - KAZ	1039
8.3.2.7	Team Roster - KOR	1040
8.3.2.8	Team Roster - LAT	1041
8.3.2.9	Team Roster - RUS	1042
8.3.2.10	Team Roster - SVK	1043
8.3.2.11	Team Roster - SWE	1044
8.3.2.12	Team Roster - USA	1045
8.3.3	Competition Officials	1046
8.3.4	Tournament Progress - Preliminary Round	1047
8.3.5	Game Results by Team	1048
8.3.6	Player Statistics by Team	1050
8.3.6.1	Player Statistics by Team - CAN	1050
8.3.6.2	Player Statistics by Team - CHN	1051
8.3.6.3	Player Statistics by Team - CZE	1052
8.3.6.4	Player Statistics by Team - GBR	1053
8.3.6.5	Player Statistics by Team - JPN	1054
8.3.6.6	Player Statistics by Team - KAZ	1055
8.3.6.7	Player Statistics by Team - KOR	1056
8.3.6.8	Player Statistics by Team - LAT	1057
8.3.6.9	Player Statistics by Team - RUS	1058
8.3.6.10	Player Statistics by Team - SVK	1059
8.3.6.11	Player Statistics by Team - SWE	1060
8.3.6.12	Player Statistics by Team - USA	1061
8.3.7	Team Statistics	1062

8.3.8	Goalkeepers	1063
8.3.9	Scoring Leaders	1064
8.3.10	Goal Scoring Leaders	1065
8.3.11	Assist Leaders	1066
8.3.12	Defencemen Scoring Leaders	1068
8.3.13	Face-off Leaders	1069
8.3.14	Plus-Minus Leaders	1070
8.3.15	Most Penalised Players	1071
8.3.16	Medallists	1072
8.3.17	Finals	1073
8.3.17.1	Tournament Progress - Play-offs	1073
8.3.17.2	Classifications (11-12), Game #25	1075
8.3.17.2.1	Line-ups	1075
8.3.17.2.2	Game Summary KOR - CHN	1076
8.3.17.3	Classifications (9-10), Game #26	1079
8.3.17.3.1	Line-ups	1079
8.3.17.3.2	Game Summary USA - GBR	1080
8.3.17.4	Classifications (7-8), Game #29	1083
8.3.17.4.1	Line-ups	1083
8.3.17.4.2	Game Summary JPN - SWE	1084
8.3.17.5	Classifications (5-6), Game #30	1087
8.3.17.5.1	Line-ups	1087
8.3.17.5.2	Game Summary SVK - LAT	1088
8.3.17.6	Bronze Medal Game #33	1091
8.3.17.6.1	Line-ups	1091
8.3.17.6.2	Game Summary CAN - CZE	1092
8.3.17.7	Gold Medal Game #34	1095
8.3.17.7.1	Line-ups	1095
8.3.17.7.2	Game Summary KAZ - RUS	1096
8.3.18	Semifinals	1098
8.3.18.1	Classifications (9-12), Game #19	1098
8.3.18.1.1	Line-ups	1098
8.3.18.1.2	Game Summary USA - CHN	1099
8.3.18.2	Classifications (9-12), Game #22	1102
8.3.18.2.1	Line-ups	1102
8.3.18.2.2	Game Summary KOR - GBR	1103
8.3.18.3	Classifications (5-8), Game #27	1105
8.3.18.3.1	Line-ups	1105
8.3.18.3.2	Game Summary SVK - SWE	1106
8.3.18.4	Classifications (5-8), Game #28	1109

8.3.18.4.1	Line-ups	1109
8.3.18.4.2	Game Summary LAT - JPN	1110
8.3.18.5	Game #31	1113
8.3.18.5.1	Line-ups	1113
8.3.18.5.2	Game Summary RUS - CAN	1114
8.3.18.6	Game #32	1117
8.3.18.6.1	Line-ups	1117
8.3.18.6.2	Game Summary KAZ - CZE	1118
8.3.19	Quarterfinals	1121
8.3.19.1	Game #20	1121
8.3.19.1.1	Line-ups	1121
8.3.19.1.2	Game Summary RUS - JPN	1122
8.3.19.2	Game #21	1125
8.3.19.2.1	Line-ups	1125
8.3.19.2.2	Game Summary CAN - LAT	1126
8.3.19.3	Game #23	1129
8.3.19.3.1	Line-ups	1129
8.3.19.3.2	Game Summary CZE - SVK	1130
8.3.19.4	Game #24	1133
8.3.19.4.1	Line-ups	1133
8.3.19.4.2	Game Summary KAZ - SWE	1134
8.3.20	Preliminary Round - Group A	1137
8.3.20.1	Game #3	1137
8.3.20.1.1	Line-ups	1137
8.3.20.1.2	Game Summary KAZ - CHN	1138
8.3.20.2	Game #5	1141
8.3.20.2.1	Line-ups	1141
8.3.20.2.2	Game Summary SWE - CZE	1142
8.3.20.3	Game #9	1145
8.3.20.3.1	Line-ups	1145
8.3.20.3.2	Game Summary KAZ - SWE	1146
8.3.20.4	Game #12	1149
8.3.20.4.1	Line-ups	1149
8.3.20.4.2	Game Summary CZE - CHN	1150
8.3.20.5	Game #15	1153
8.3.20.5.1	Line-ups	1153
8.3.20.5.2	Game Summary CHN - SWE	1154
8.3.20.6	Game #18	1157
8.3.20.6.1	Line-ups	1157
8.3.20.6.2	Game Summary CZE - KAZ	1158

8.3.21	Preliminary Round - Group B	1161
8.3.21.1	Game #1	1161
8.3.21.1.1	Line-ups	1161
8.3.21.1.2	Game Summary SVK - GBR	1162
8.3.21.2	Game #6	1165
8.3.21.2.1	Line-ups	1165
8.3.21.2.2	Game Summary USA - CAN	1166
8.3.21.3	Game #8	1169
8.3.21.3.1	Line-ups	1169
8.3.21.3.2	Game Summary SVK - USA	1170
8.3.21.4	Game #11	1173
8.3.21.4.1	Line-ups	1173
8.3.21.4.2	Game Summary CAN - GBR	1174
8.3.21.5	Game #13	1177
8.3.21.5.1	Line-ups	1177
8.3.21.5.2	Game Summary GBR - USA	1178
8.3.21.6	Game #16	1181
8.3.21.6.1	Line-ups	1181
8.3.21.6.2	Game Summary CAN - SVK	1182
8.3.22	Preliminary Round - Group C	1185
8.3.22.1	Game #2	1185
8.3.22.1.1	Line-ups	1185
8.3.22.1.2	Game Summary JPN - LAT	1186
8.3.22.2	Game #4	1189
8.3.22.2.1	Line-ups	1189
8.3.22.2.2	Game Summary KOR - RUS	1190
8.3.22.3	Game #7	1193
8.3.22.3.1	Line-ups	1193
8.3.22.3.2	Game Summary JPN - KOR	1194
8.3.22.4	Game #10	1197
8.3.22.4.1	Line-ups	1197
8.3.22.4.2	Game Summary RUS - LAT	1198
8.3.22.5	Game #14	1201
8.3.22.5.1	Line-ups	1201
8.3.22.5.2	Game Summary LAT - KOR	1202
8.3.22.6	Game #17	1205
8.3.22.6.1	Line-ups	1205
8.3.22.6.2	Game Summary RUS - JPN	1206



Almaty 2017

28TH WINTER UNIVERSIADE



ICE HOCKEY

Women



Competition Schedule

As of SAT 4 FEB 2017

Date	Start Time	Game	Location
SAT 28 JAN	16:30	Preliminary Round - Group A, Game 1 CAN vs CHN	Baluan Sholak: Ice Hockey Arena
	20:00	Preliminary Round - Group A, Game 2 KAZ vs GBR	Baluan Sholak: Ice Hockey Arena
SUN 29 JAN	12:30	Preliminary Round - Group B, Game 3 USA vs RUS	Baluan Sholak: Ice Hockey Arena
MON 30 JAN	16:30	Preliminary Round - Group A, Game 4 CAN vs GBR	Baluan Sholak: Ice Hockey Arena
	20:00	Preliminary Round - Group A, Game 5 CHN vs KAZ	Baluan Sholak: Ice Hockey Arena
TUE 31 JAN	20:00	Preliminary Round - Group B, Game 6 JPN vs USA	Baluan Sholak: Ice Hockey Arena
WED 1 FEB	16:30	Preliminary Round - Group A, Game 7 GBR vs CHN	Baluan Sholak: Ice Hockey Arena
	20:00	Preliminary Round - Group A, Game 8 KAZ vs CAN	Baluan Sholak: Ice Hockey Arena
THU 2 FEB	20:00	Preliminary Round - Group B, Game 9 RUS vs JPN	Baluan Sholak: Ice Hockey Arena
FRI 3 FEB	20:00	Classifications (5-7), Game 10 JPN vs KAZ	Baluan Sholak: Ice Hockey Arena
SAT 4 FEB	16:30	Semifinals, Game 11 CAN vs USA	Baluan Sholak: Ice Hockey Arena
	20:00	Semifinals, Game 12 RUS vs CHN	Baluan Sholak: Ice Hockey Arena
SUN 5 FEB	13:00	Classifications (5-7), Game 13 GBR vs JPN	Baluan Sholak: Ice Hockey Arena
MON 6 FEB	13:00	Classifications (5-7), Game 14 KAZ vs GBR	Baluan Sholak: Ice Hockey Arena
	16:30	Bronze Medal Game - Game 15 CHN vs USA	Baluan Sholak: Ice Hockey Arena
	20:00	Gold Medal Game - Game 16 CAN vs RUS	Baluan Sholak: Ice Hockey Arena



Team Roster

As of SAT 28 JAN 2017

Initial Registration 27 JAN 2017*

CAN - Canada

No.	Name	Pos.	Shoots/ Catches	Height m / ft in	Weight kg / lbs	Date of Birth	Club	Registration*
1	SLUYS Stephanie Michelle	GK	L	1.79 / 5'10"	73 / 161	28 MAR 1995	University of Waterloo	
2	LARSON Alexis Marie Larson	D	R	1.63 / 5'4"	66 / 146	19 AUG 1994	University of Regina	
3	LARAMeE Maude	D	L	1.74 / 5'9"	72 / 159	8 MAR 1994	Universite de Montreal	
4	ODDY Daley Anne	F	R	1.73 / 5'8"	65 / 143	25 JAN 1995	St. Francis Xavier University	
6	MURRAY Kelly	D	L	1.70 / 5'7"	75 / 165	26 APR 1994	University of British Columbia	
7	RIEDER Erica Lynn	D	L	1.76 / 5'9"	77 / 170	11 DEC 1996	University of Manitoba	
8	GRIBBONS Kelly Kristin	F	L	1.78 / 5'10"	84 / 185	7 SEP 1995	University of Guelph	
9	LABELLE Alexandra	F	L	1.70 / 5'7"	72 / 159	27 FEB 1996	Universite de Montreal	
10	WILLOUGHBY Kaitlin Jade	F	R	1.68 / 5'6"	70 / 154	26 MAR 1995	University of Saskatchewan	
11	APPERSON Kelty Eileen Long	F	R	1.75 / 5'9"	68 / 150	26 SEP 1994	St. Thomas University	
13	GAVELIN Kylie Dawn	F	R	1.67 / 5'6"	68 / 150	12 AUG 1994	University of Regina	
14	SHARMAN Alanna Nicole	F	R	1.74 / 5'9"	64 / 141	5 FEB 1996	University of Manitoba	
15	MAGWOOD Jaycee Lee	F	L	1.73 / 5'8"	72 / 159	25 JUN 1997	University of Regina	
16	POZNIKOFF Alexandra Isabella	F	R	1.58 / 5'2"	59 / 130	16 MAY 1997	University of Alberta	
18	MARRIOTT Rachel	F	L	1.80 / 5'11"	75 / 165	7 MAR 1995	University of Waterloo	
19	DUBOIS Catherine	F	L	1.73 / 5'8"	81 / 179	29 JUL 1995	Universite de Montreal	
20	BOUCHARD Melodie	F	R	1.62 / 5'4"	71 / 157	14 MAY 1994	University of Ottawa	
21	IAZZOLINO Brianna Marie	D	R	1.73 / 5'8"	68 / 150	17 JUL 1994	Western University	
22	BAILEY Katherine Louise	D	R	1.80 / 5'11"	77 / 170	10 FEB 1996	University of Guelph	
25	GOSLING Katelyn Elizabeth Anne	F	L	1.67 / 5'6"	66 / 146	10 MAY 1993	University of Guelph	
26	CORMIER Jessica	F	L	1.60 / 5'3"	62 / 137	15 APR 1994	Universite de Montreal	
30	LAMENTA Valerie	GK	L	1.74 / 5'9"	70 / 154	5 JUL 1995	University of Guelph	

Team Average: 1.71 / 5'7" 71 / 157

Average Age:

21

Total: 20 players and 2 goalkeepers

Team Officials:

Function	Name	Citizenship	Date of Birth
Head Coach:	FLANAGAN Rachel Nicole	CAN	30 APR 1979
Assistant Coach:	DRAPER Howie James	CAN	3 APR 1967
Assistant Coach:	PATON Kelly Marie	CAN	16 APR 1988
Equipment Manager:	HUYNH Jean Vu	CAN	24 JUN 1993
Physiotherapist:	PALADINO Natalie Vincenza	CAN	16 NOV 1984
Team Video Coach:	TRAUGOTT Erich Howard	CAN	2 JAN 1965

Note:

* Registration date of single players is only shown when different from Initial Registration date

Legend:

D Defence **F** Forward **GK** Goalkeeper **L** Shoots or catches Left
No. Jersey number **Pos.** Position **R** Shoots or catches Right



Team Roster

REVISED
28 JAN 15:32

As of SAT 28 JAN 2017

Initial Registration 27 JAN 2017 *

CHN - People's Republic of China

No.	Name	Pos.	Shoots/ Catches	Height m / ft in	Weight kg / lbs	Date of Birth	Club	Registration *
1	HE Siye	GK	L	1.74 / 5'9"	79 / 174	6 NOV 1998	Harbin Women's Ice Hockey Club	
2	XIAO Jinjiu	D	L	1.70 / 5'7"	64 / 141	30 AUG 1995	Harbin Sport University Ice Hockey Club	
3	WANG Ruixi	F	R	1.65 / 5'5"	60 / 132	14 AUG 1996	Harbin Sport University Ice Hockey Club	
4	DU Jiayao	F	L	1.66 / 5'5"	74 / 163	16 JUL 1996	Harbin Sport University Ice Hockey Club	
5	TIAN Naiyuan	F	L	1.74 / 5'9"	68 / 150	26 MAY 1998	Qiqihar Women's Ice Hockey Club	
7	ZHANG Mengying	F	L	1.70 / 5'7"	69 / 152	22 DEC 1993	Qiqihar Women's Ice Hockey Club	
8	DENG Di	D	R	1.61 / 5'3"	58 / 128	17 OCT 1996	Qiqihar Women's Ice Hockey Club	
10	JU Jingwen	F	L	1.60 / 5'3"	51 / 112	22 MAR 1995	Harbin Women's Ice Hockey Club	
11	LU Shuang	F	R	1.62 / 5'4"	52 / 115	4 JUL 1995	Qiqihar Women's Ice Hockey Club	
12	WANG Wenzhuo	D	R	1.72 / 5'8"	63 / 139	29 MAY 1998	Harbin Women's Ice Hockey Club	
13	ZHAO Qinan	D	L	1.70 / 5'7"	61 / 134	29 AUG 1997	Harbin Women's Ice Hockey Club	
14	GUAN Yingying	F	R	1.66 / 5'5"	62 / 137	13 SEP 1995	Qiqihar Women's Ice Hockey Club	
15	KONG Minghui	F	R	1.66 / 5'5"	57 / 126	21 APR 1992	Harbin Women's Ice Hockey Club	
16	JIANG Bowen	F	L	1.67 / 5'6"	65 / 143	19 FEB 1997	Harbin Women's Ice Hockey Club	
17	LYU Yue	F	R	1.69 / 5'7"	63 / 139	30 MAY 1995	Harbin Women's Ice Hockey Club	
18	WEN Lu	D	L	1.60 / 5'3"	58 / 128	21 APR 1994	Harbin Women's Ice Hockey Club	
19	HE Xin	F	L	1.69 / 5'7"	56 / 123	24 JUL 1996	Harbin Women's Ice Hockey Club	
20	JIANG Yue	GK	L	1.65 / 5'5"	65 / 143	28 FEB 1998	Qiqihar Women's Ice Hockey Club	
21	LIU Siyang	D	R	1.68 / 5'6"	61 / 134	21 DEC 1995	Qiqihar Women's Ice Hockey Club	
23	FANG Xin	F	L	1.70 / 5'7"	56 / 123	10 MAY 1994	Harbin Women's Ice Hockey Club	
24	WANG Yuqing	GK	L	1.69 / 5'7"	56 / 123	6 MAY 1994	Harbin Women's Ice Hockey Club	

Team Average: 1.67 / 5'6" 62 / 137

Average Age:

20

Total: 18 players and 3 goalkeepers

Team Officials:

Function	Name	Citizenship	Date of Birth
Head Coach:	GUAN Xiaobo	CHN	17 FEB 1970
Assistant Coach:	LI Bindong	CHN	18 MAR 1968
Assistant Coach:	LIU Chunhua	CHN	6 MAY 1974
Team Staff:	JIANG Dijin	CHN	19 OCT 1981

Note:

* Registration date of single players is only shown when different from Initial Registration date

Legend:

D Defence F Forward GK Goalkeeper L Shoots or catches Left
No. Jersey number Pos. Position R Shoots or catches Right

CHN - China adjusted to People's Republic of China

IHOWTEAM6-----2-----_33 1.2

Report Created SAT 28 JAN 2017 15:32

Page 1/1



Team Roster

REVISED
28 JAN 15:30

As of SAT 28 JAN 2017

Initial Registration 27 JAN 2017 *

GBR - United Kingdom of Great Britain and Northern Ireland

No.	Name	Pos.	Shoots/ Catches	Height m / ft in	Weight kg / lbs	Date of Birth	Club	Registration *
1	BOLWELL Samantha Anne	GK	L	1.64 / 5'5"	58 / 128	1 FEB 1993	Sheffield Shadows	
2	SANDERS Emma Louise	D	R	1.64 / 5'5"	72 / 159	13 APR 1995	Sheffield Shadows	
3	HUTCHINSON Sarah Kate	D	L	1.84 / 6'0"	85 / 187	22 OCT 1993	Altrincham Aces	
4	LICKMAN Lucy Annabelle	D	L	1.70 / 5'7"	75 / 165	9 AUG 1995	Solihull Vixens	
5	ADEY Rosanne Jane	F	R	1.68 / 5'6"	91 / 201	4 OCT 1991	Coventry Phoenix	
6	KENDALL Lucy Clara	D	L	1.75 / 5'9"	76 / 168	17 MAR 1997	Kingston Diamonds	
8	HOLGATE Jessica Emily	F	R	1.70 / 5'7"	65 / 143	20 OCT 1996	Sheffield Shadows	
9	WORTHINGTON Hannah Carol	F	R	1.67 / 5'6"	64 / 141	3 APR 1992	Kingston Diamonds	
10	BROWNE Judith Eileen	F	R	1.67 / 5'6"	62 / 137	7 JUL 1995	Sheffield Shadows	
11	AHMED Charlotte India	F	R	1.70 / 5'7"	50 / 110	5 NOV 1994	Sheffield Senators	
12	ADAMS Louise	F	R	1.67 / 5'6"	70 / 154	24 NOV 1995	Bracknell Queen Bees	
14	RATHBONE Megan Jade	D	R	1.60 / 5'3"	58 / 128	2 MAR 1994	Nottingham Vipers	
15	MILNE Elizabeth Victoria	F	R	1.65 / 5'5"	53 / 117	25 FEB 1998	Solway Sharks	
16	ALLEN Saffron Fern	F	R	1.64 / 5'5"	72 / 159	28 MAR 1995	Solihull Vixens	
17	TURNBULL Danielle Nicola Elizabeth	F	R	1.62 / 5'4"	65 / 143	31 OCT 1996	Bradford Sabres	
18	ASHTON Clara Janine	F	L	1.61 / 5'3"	53 / 117	18 JUN 1997	Kingston Diamonds	
19	THORNTON Abbie Coral	F	L	1.61 / 5'3"	60 / 132	7 AUG 1995	Kingston Diamonds	
20	STEEPLES Holly Louise	GK	L	1.65 / 5'5"	74 / 163	11 SEP 1997	Nottingham Vipers	
21	SULLIVAN Meghan Louise	D	R	1.55 / 5'1"	50 / 110	24 MAY 1996	London Dragons	

Team Average: 1.66 / 5'5" 66 / 146

Average Age: 21

Total: 17 players and 2 goalkeepers

Team Officials:

Function	Name	Citizenship	Date of Birth
Head Coach:	ASHTON James	GBR	23 FEB 1983
Assistant Coach:	RATHBONE Ryan George	GBR	3 JAN 1992
Team Leader:	TURNER Ian David	GBR	28 MAR 1955
Team Staff:	MILLER Brian Thomas	GBR	2 JAN 1949

Note:

* Registration date of single players is only shown when different from Initial Registration date

Legend:

D Defence **F** Forward **GK** Goalkeeper **L** Shoots or catches Left
No. Jersey number **Pos.** Position **R** Shoots or catches Right

GBR - Great Britain adjusted to United Kingdom of Great Britain and Northern Ireland

IHOWTEAM6-----3-----_33 2.1

Report Created SAT 28 JAN 2017 15:30

Page 1/1





Team Roster

As of SAT 28 JAN 2017

Initial Registration 27 JAN 2017*

JPN - Japan

No.	Name	Pos.	Shoots/ Catches	Height m / ft in	Weight kg / lbs	Date of Birth	Club	Registration*
1	YOSHIDA Amika	GK	L	1.63 / 5'4"	65 / 143	20 APR 1995	Seibu Princess Rabbits	
2	SOGABE Mitsuki	D	L	1.52 / 5'0"	53 / 117	19 JUN 1996	Seibu Princess Rabbits	
3	SASANO Fumika	D	L	1.67 / 5'6"	63 / 139	26 JUN 1997	Seibu Princess Rabbits	
4	SUGIMOTO Natsumi	D	L	1.59 / 5'3"	55 / 121	25 FEB 1997	Seibu Princess Rabbits	
5	KAWASHIMA Yukiko	D	L	1.63 / 5'4"	60 / 132	16 NOV 1996	Douro Kensetsu-Peregrine	
6	SONODA Ayumi	D	R	1.60 / 5'3"	60 / 132	30 JAN 1998	Seibu Princess Rabbits	
7	HATTORI Nana	D	L	1.62 / 5'4"	50 / 110	23 JUL 1996	Seibu Princess Rabbits	
8	HOSOI Mizuki	F	L	1.61 / 5'3"	61 / 134	23 JAN 1996	Vortex sapporo ICE Hockey Club	
9	SATO Ami	F	R	1.64 / 5'5"	68 / 150	5 NOV 1997	Kushiro Bears	
10	OTA Ai	F	L	1.52 / 5'0"	53 / 117	17 MAR 1998	Fulltime System Mikage Gretz	
11	MIYAZAKI Chisato	F	R	1.51 / 4'11"	52 / 115	8 AUG 1997	Seibu Princess Rabbits	
12	MIURA Momoka	F	R	1.62 / 5'4"	58 / 128	9 NOV 1996	Seibu Princess Rabbits	
13	TAKA Suzuka	F	R	1.60 / 5'3"	51 / 112	16 OCT 1996	Douro Kensetsu-Peregrine	
14	MORII Mai	F	R	1.55 / 5'1"	54 / 119	28 DEC 1993	TOYOTA CYGNUS	
16	USHIKUBO Misato	F	L	1.59 / 5'3"	58 / 128	6 AUG 1997	Seibu Princess Rabbits	
17	OTA Yukina	F	L	1.49 / 4'11"	46 / 101	13 FEB 1992	Fulltime System Mikage Gretz	
18	SAWADE Yui	F	R	1.52 / 5'0"	50 / 110	23 AUG 1994	Daishin	
20	SAKASHITA Mifuyu	GK	L	1.56 / 5'1"	54 / 119	13 DEC 1997	Vortex sapporo ICE Hockey Club	
22	SUGISAWA Nene	F	L	1.63 / 5'4"	53 / 117	17 AUG 1994	Douro Kensetsu-Peregrine	
23	IWASAKI Mayu	D	R	1.60 / 5'3"	63 / 139	2 JUL 1993	Vortex sapporo ICE Hockey Club	
24	MIZUNO Maika	F	R	1.59 / 5'3"	54 / 119	19 MAR 1998	Seibu Princess Rabbits	
27	SAKAMOTO Mayo	F	L	1.61 / 5'3"	59 / 130	26 APR 1997	Daishin	

Team Average:

1.59 / 5'2" 56 / 123

Average Age:

20

Total: 20 players and 2 goalkeepers

Team Officials:

Function	Name	Citizenship	Date of Birth
Head Coach:	TAKAHASHI Masayuki	JPN	2 JAN 1958
Assistant Coach:	ISHIMORI Azusa	JPN	17 MAY 1985
Assistant Coach:	KONDO Yoko	JPN	13 FEB 1979
Team Staff:	ITO Hideyoshi	JPN	1 JUN 1989

Note:

* Registration date of single players is only shown when different from Initial Registration date

Legend:

D Defence F Forward GK Goalkeeper L Shoots or catches Left
 No. Jersey number Pos. Position R Shoots or catches Right



Team Roster

As of SAT 28 JAN 2017

Initial Registration 27 JAN 2017*

KAZ - Kazakhstan

No.	Name	Pos.	Shoots/ Catches	Height m / ft in	Weight kg / lbs	Date of Birth	Club	Registration*
2	MOLDABAY Dariya	F	L	1.69 / 5'7"	63 / 139	23 JAN 1993	AISULU	
3	TURSYNOVA Madina	F	L	1.65 / 5'5"	60 / 132	13 NOV 1996	AISULU	
4	ASHIMOVA Pernesh	F	L	1.65 / 5'5"	65 / 143	29 JUL 1996	AISULU	
5	ALDABERGENOVA Malika	F	L	1.70 / 5'7"	65 / 143	5 MAY 1998	AISULU	
6	KHAMIMULDINOVA Azhar	D	L	1.67 / 5'6"	65 / 143	18 NOV 1993	AISULU	
7	KARTANBAYEVA Bulbul	F	R	1.67 / 5'6"	67 / 148	30 JUL 1993	Tomiris	
9	FILIMONOVA Nadezhda	F	L	1.72 / 5'8"	67 / 148	11 FEB 1997	Tomiris	
10	SHEGEBAYEVA Aray	F	L	1.68 / 5'6"	65 / 143	27 DEC 1991	AISULU	
12	RYSPEK Meruyert	F	L	1.65 / 5'5"	60 / 132	5 FEB 1994	AISULU	
13	LIKHAUS Tatyana	D	L	1.60 / 5'3"	55 / 121	13 JUL 1997	AISULU	
14	ORLOVA Anastassiya	F	R	1.72 / 5'8"	67 / 148	29 OCT 1992	Tomiris	
15	NURGALIYEVA Galiya	D	L	1.70 / 5'7"	68 / 150	27 JAN 1992	AISULU	
17	BUSHUYEVA Xeniya	F	R	1.70 / 5'7"	65 / 143	9 JUN 1998	AISULU	
18	FEKLISTOVA Alexandra	D	L	1.65 / 5'5"	60 / 132	4 MAY 1998	AISULU	
19	FELZINK Karina	F	L	1.70 / 5'7"	67 / 148	16 JAN 1996	AISULU	
20	DMITRIYEVA Darya	GK	L	1.67 / 5'6"	65 / 143	18 NOV 1990	Ustinka	
21	BUTORINA Yuliya	D	L	1.70 / 5'7"	70 / 154	17 JAN 1995	Tomiris	
22	OLZHABAYEVA Aida	D	L	1.65 / 5'5"	65 / 143	1 MAY 1997	AISULU	
23	RAMAZANOVA Elvira	F	L	1.70 / 5'7"	65 / 143	25 JAN 1997	Tomiris	
25	GLAZKOVA Tatyana	GK	L	1.70 / 5'7"	65 / 143	28 AUG 1996	AISULU	
27	KITAIBEKOVA Fatima	D	R	1.70 / 5'7"	68 / 150	9 MAY 1990	Tomiris	
29	MYNGZHASSAROVA Lazzat	D	L	1.65 / 5'5"	60 / 132	11 AUG 1995	AISULU	
30	CHSHYOKOLOVA Arina	GK	L	1.65 / 5'5"	60 / 132	17 MAR 1999	AISULU	
Team Average:				1.68 / 5'6"	64 / 141			
Average Age:						21		

Total: 20 players and 3 goalkeepers

Team Officials:

Function	Name	Citizenship	Date of Birth
Head Coach:	MALTSEV ALEXANDR	KAZ	6 JAN 1959
Assistant Coach:	SOLOVYEV SERGEY	KAZ	16 AUG 1955
Equipment Manager:	GOLYATDINOV FEGIM	KAZ	1 JAN 1950
Team Doctor:	NAZAROVA MARINA	KAZ	10 MAY 1958
Team Staff:	SKOBELKINA NATALYA	KAZ	11 APR 1961

Note:

* Registration date of single players is only shown when different from Initial Registration date

Legend:

D Defence **F** Forward **GK** Goalkeeper **L** Shoots or catches Left
No. Jersey number **Pos.** Position **R** Shoots or catches Right



Team Roster

REVISED
2 FEB 14:11

As of THU 2 FEB 2017

Initial Registration 27 JAN 2017 *

RUS - Russian Federation

No.	Name	Pos.	Shoots/ Catches	Height m / ft in	Weight kg / lbs	Date of Birth	Club	Registration *
1	TARAKANOVA Valeriya	GK	L	1.83 / 6'0"	88 / 194	20 JUN 1998	Skif	
2	GONCHARENKO Angelina	D	L	1.77 / 5'10"	69 / 152	23 MAY 1994	Tornado	
7	MITROFANOVA Elina	F	R	1.63 / 5'4"	55 / 121	28 JAN 1992	Agidel	
9	VAFINA Alexandra	F	L	1.65 / 5'5"	57 / 126	28 JUL 1990	Dinos	
10	BELYAKOVA Liudmila	F	L	1.70 / 5'7"	64 / 141	12 AUG 1994	Tornado	
11	GANEEVA Liana	D	L	1.65 / 5'5"	58 / 128	20 DEC 1997	Arktik Universitet	
12	LOBOVA Ekaterina	D	L	1.67 / 5'6"	64 / 141	25 OCT 1998	Sokol	
13	PIROGOVA Nina	D	L	1.73 / 5'8"	68 / 150	26 JAN 1999	Tornado	
18	SOSINA Olga	F	R	1.62 / 5'4"	60 / 132	27 JUL 1992	Agidel	
22	BATALOVA Mariia	D	L	1.73 / 5'8"	68 / 150	3 MAY 1996	Tornado	
24	MALIAVKO Lidiia	F	L	1.67 / 5'6"	62 / 137	23 JAN 1995	Sokol	
27	KADIROVA Fanuza	F	L	1.61 / 5'3"	58 / 128	6 APR 1998	Arktik Universitet	
43	VOVRUSHKO Aleksandra	F	L	1.71 / 5'7"	71 / 157	3 FEB 1992	Biryusa Krasnoyarsk	
59	DERGACHEVA Elena	F	L	1.59 / 5'3"	57 / 126	8 NOV 1995	Tornado	
68	SHTAREVA Alevtina	F	L	1.73 / 5'8"	64 / 141	9 FEB 1997	Tornado	
69	SOROKINA Maria	GK	L	1.65 / 5'5"	62 / 137	19 AUG 1995	Dinamo St Petersburg	
70	SHIBANOVA Anna	D	L	1.63 / 5'4"	61 / 134	10 NOV 1994	Agidel	
76	NIKOLAEVA Ekaterina	D	R	1.65 / 5'5"	67 / 148	5 OCT 1995	Dinamo St Petersburg	
77	DYUBANOK Inna	F	L	1.70 / 5'7"	80 / 176	20 FEB 1990	Agidel	
88	PODKAMENNAIA Elena	F	L	1.68 / 5'6"	62 / 137	3 MAR 1992	Biryusa Krasnoyarsk	
92	MOROZOVA Nadezhda	GK	L	1.71 / 5'7"	83 / 183	29 NOV 1996	Sokol	
94	DYUPINA Evgenia	F	L	1.70 / 5'7"	63 / 139	30 JUN 1994	Dynamo St Petersburg	
97	SHOKHINA Anna	F	L	1.70 / 5'7"	64 / 141	23 JUN 1997	Tornado	

Team Average: 1.68 / 5'6" 65 / 143

Average Age:

21

Total: 20 players and 3 goalkeepers

Team Officials:

Function	Name	Citizenship	Date of Birth
Head Coach:	CHISTYAKOV ALEXEY	RUS	7 APR 1968
Assistant Coach:	VEDERNIKOV ALEKSANDR	RUS	13 FEB 1970
Equipment Manager:	SAAKOV VLADIMIR	RUS	2 OCT 1960
Physiotherapist:	MIAKISHEV Aleksandr	RUS	1 JUL 1975
Team Doctor:	IVONTEV MAKSIM	RUS	29 OCT 1983
Team Video Coach:	PETROV Aleksandr	RUS	17 FEB 1990

Note:

* Registration date of single players is only shown when different from Initial Registration date

Legend:

D Defence F Forward GK Goalkeeper L Shoots or catches Left
No. Jersey number Pos. Position R Shoots or catches Right

GK N31 changed to N1

IHOWTEAM6-----6-----_33 1.1

Report Created THU 2 FEB 2017 14:11

Page 1/1



Team Roster

REVISED
28 JAN 15:28

As of SAT 28 JAN 2017

Initial Registration 27 JAN 2017 *

USA - United States of America

No.	Name	Pos.	Shoots/ Catches	Height m / ft in	Weight kg / lbs	Date of Birth	Club	Registration *
2	SENDEN Rebecca	D	L	1.73 / 5'8"	68 / 150	6 DEC 1995	University of Minnesota	
3	MATTHEWS Nicole	D	R	1.63 / 5'4"	52 / 115	18 JUN 1996	Miami University	
4	DUNNE Cassandra	D	R	1.60 / 5'3"	57 / 126	12 OCT 1994	Penn State University	
8	JAECKLE Kelsey	F	R	1.65 / 5'5"	52 / 115	3 MAY 1997	Michigan State University	
10	BOOTH Rachael	F	R	1.70 / 5'7"	63 / 139	4 APR 1995	Miami University	
11	LANZILLI Britanni	F	R	1.62 / 5'4"	65 / 143	27 OCT 1995	University of Massachusetts	
12	RUSHING Jessica	F	R	1.60 / 5'3"	61 / 134	26 OCT 1993	Adrian College	
14	VISALLI Alyssa	F	R	1.55 / 5'1"	52 / 115	17 JUN 1996	Miami University	
16	LEVASSEUR Brittany	F	R	1.60 / 5'3"	59 / 130	11 APR 1998	Adrian College	
17	ODEN Lyndsay	F	R	1.75 / 5'9"	70 / 154	12 SEP 1995	University of Minnesota	
18	CAMP Sabrena	D	L	1.57 / 5'2"	63 / 139	18 NOV 1996	Adrian College	
19	MYERS Kendra	F	L	1.68 / 5'6"	57 / 126	18 NOV 1994	Grand Valley State University	
20	MACARTHUR Leah	F	R	1.65 / 5'5"	61 / 134	30 DEC 1996	University of Colorado	
21	ASH Kathleen	F	R	1.65 / 5'5"	65 / 143	31 MAY 1996	University of Colorado	
22	WOLSMANN Madeline	F	L	1.67 / 5'6"	68 / 150	18 SEP 1997	Michigan State University	
23	ANDERSON Jordan	F	L	1.65 / 5'5"	59 / 130	30 MAY 1998	University of Minnesota	
24	BROWN Alexandra	D	R	1.70 / 5'7"	66 / 146	30 JUN 1996	Lindenwood University-Belleville	
25	AUGUSTINE Katelyn	F	R	1.65 / 5'5"	61 / 134	2 JUN 1994	Miami University	
26	TWOHIG Livia	F	R	1.72 / 5'8"	72 / 159	1 MAY 1998	University of Minnesota	
30	GREENE Amber	GK	L	1.60 / 5'3"	73 / 161	15 NOV 1994	University of Massachusetts	
31	ALLEN Lauren	GK	L	1.90 / 6'3"	70 / 154	2 OCT 1996	Grand Valley State University	

Team Average: 1.66 / 5'5" 63 / 139

Average Age:

20

Total: 19 players and 2 goalkeepers

Team Officials:

Function	Name	Citizenship	Date of Birth
Head Coach:	BERGER Brett	USA	19 OCT 1984
Head Coach:	HICKS Scott	USA	24 APR 1984
Head Coach:	LOONEY Shelley	USA	21 JAN 1972
Team Staff:	ALDRICH Scott	USA	14 OCT 1970
Team Staff:	ABROMSON Amanda	USA	16 JUN 1993
Team Staff:	CHOI Haemi	USA	26 NOV 1978
Team Staff:	JANCZAK Jennifer	USA	9 MAY 1965

Note:

* Registration date of single players is only shown when different from Initial Registration date

Legend:

D Defence **F** Forward **GK** Goalkeeper **L** Shoots or catches Left
No. Jersey number **Pos.** Position **R** Shoots or catches Right

USA - United States adjusted to United States of America

IHOWTEAM6-----7-----_33 1.2

Report Created SAT 28 JAN 2017 15:28

Page 1/1





Competition Officials

As of MON 6 FEB 2017

Function	No. Name	Country
On-Ice Officials		
Referee	BERGECLIFF Evy Maria Terese	SWE - Sweden
	COOKE Kelly Elizabeth	USA - United States
	FICHTNER Patrick	AUT - Austria
	HOGARTH Stefan	GBR - Great Britain
	HOLM Back Per Oscar Christoffe	SWE - Sweden
	MARTIN Lucas Wilcox	USA - United States
	NURMI Anniina	FIN - Finland
	PERSSON Christian Bo	SWE - Sweden
	RAABYE FUCHSEL Maria	DEN - Denmark
	ROSHCHYN NIKITIN Alexey	ESP - Spain
	SNASEL Vladimir	SVK - Slovakia
	STAPLETON Michelle	CAN - Canada
	STEINBERG Olga	RUS - Russian Federation
	SUBBOTIN Arkadiy	KAZ - Kazakhstan
	TSCHERRIG Michael	SUI - Switzerland
	Linesman	BERESFORD Lorna
CHOI Sukbae		KOR - Korea
FU Yue		CHN - China
GUENETTE Jennifer		CAN - Canada
HARRINGTON Mike		CAN - Canada
JOHANSSON Julia Annie Greta		SWE - Sweden
LAKSOLA David Juha		SWE - Sweden
MOORE Kristin		USA - United States
REGEC Tomas		SVK - Slovakia
RICHARDSON Patrick Ian		USA - United States
SHESTAKOVA Oksana		KAZ - Kazakhstan
VILIUGIN Nikita		RUS - Russian Federation
WELLS Christopher		GBR - Great Britain
YEFREMOV Vladimir		KAZ - Kazakhstan
ZIKA Michal		CZE - Czech Republic
Referee Supervisor		VAN BERKEL Arnoldus Johannes Jacobu

Off-Ice Officials

Note:
Officials data may be updated until start of competition



Tournament Progress

As of THU 2 FEB 2017

Game	Group	Date	Time	Teams	Results	1	2	3	OT	PSS	Venue
1	A	SAT 28 JAN	16:30	CAN - CHN	9 - 1	3 - 0	4 - 1	2 - 0			Baluan Sholak: Ice Hockey Arena
2	A	SAT 28 JAN	20:00	KAZ - GBR	11 - 0	4 - 0	4 - 0	3 - 0			Baluan Sholak: Ice Hockey Arena
3	B	SUN 29 JAN	12:30	USA - RUS	1 - 7	0 - 3	1 - 3	0 - 1			Baluan Sholak: Ice Hockey Arena
4	A	MON 30 JAN	16:30	CAN - GBR	14 - 0	8 - 0	5 - 0	1 - 0			Baluan Sholak: Ice Hockey Arena
5	A	MON 30 JAN	20:00	CHN - KAZ	4 - 1	1 - 0	2 - 1	1 - 0			Baluan Sholak: Ice Hockey Arena
6	B	TUE 31 JAN	20:00	JPN - USA	2 - 3	0 - 1	1 - 2	1 - 0			Baluan Sholak: Ice Hockey Arena
7	A	WED 1 FEB	16:30	GBR - CHN	0 - 12	0 - 5	0 - 3	0 - 4			Baluan Sholak: Ice Hockey Arena
8	A	WED 1 FEB	20:00	KAZ - CAN	0 - 11	0 - 3	0 - 3	0 - 5			Baluan Sholak: Ice Hockey Arena
9	B	THU 2 FEB	20:00	RUS - JPN	10 - 1	5 - 0	2 - 1	3 - 0			Baluan Sholak: Ice Hockey Arena

Group A

Rank (GR)	Team	GP	W	OTW	OTL	L	GDF	GF : GA	PTS
1	CAN	3	3	0	0	0	+33	34 : 1	9
2	CHN	3	2	0	0	1	+7	17 : 10	6
3	KAZ	3	1	0	0	2	-3	12 : 15	3
4	GBR	3	0	0	0	3	-37	0 : 37	0

Group B

Rank (GR)	Team	GP	W	OTW	OTL	L	GDF	GF : GA	PTS
1	RUS	2	2	0	0	0	+15	17 : 2	6
2	USA	2	1	0	0	1	-5	4 : 9	3
3	JPN	2	0	0	0	2	-10	3 : 13	0

Preliminary Round

Combined Ranking

Rank	Team	GR	PTS/GP	GDF	GF	TS
1D	CAN	1	3	+33	34	2
2D	RUS	1	3	+15	17	1
3D	CHN	2	2	+7	17	4
4D	USA	2	1.5	-5	4	5
5D	KAZ	3	1	-3	12	6
6D	JPN	3	0	-10	3	3
7D	GBR	4	0	-37	0	7

Note:

Rank within each group (GR) is based on points. For tie-break rules and explanation of the criteria for final standings at the completion of the preliminary round see 'Competition Format and Rules'.

Legend:

1 1st period	2 2nd period	3 3rd period	GA Goals against	GDF Goal difference
GF Goals for	GP Games played	GR Group rank	L Losses	nD Final rank for preliminary round
OT Overtime	OTL Overtime loss	OTW Overtime win	PSS Penalty shot shootout	PTS Points
TS Tournament seeding	W Wins			



Game Results by Team

As of MON 6 FEB 2017

CAN - Canada

Game	Date	Time	Phase	Teams	Results	1	2	3	OT	PSS	Venue
1	SAT 28 JAN	16:30	Gp A	CAN - CHN	9 - 1	3 - 0	4 - 1	2 - 0			Baluan Sholak: Ice Hockey Arena
4	MON 30 JAN	16:30	Gp A	CAN - GBR	14 - 0	8 - 0	5 - 0	1 - 0			Baluan Sholak: Ice Hockey Arena
8	WED 1 FEB	20:00	Gp A	KAZ - CAN	0 - 11	0 - 3	0 - 3	0 - 5			Baluan Sholak: Ice Hockey Arena
11	SAT 4 FEB	16:30	SF	CAN - USA	8 - 1	3 - 0	2 - 1	3 - 0			Baluan Sholak: Ice Hockey Arena
16	MON 6 FEB	20:00	GMG	CAN - RUS	1 - 4	0 - 2	1 - 1	0 - 1			Baluan Sholak: Ice Hockey Arena

CHN - People's Republic of China

Game	Date	Time	Phase	Teams	Results	1	2	3	OT	PSS	Venue
1	SAT 28 JAN	16:30	Gp A	CAN - CHN	9 - 1	3 - 0	4 - 1	2 - 0			Baluan Sholak: Ice Hockey Arena
5	MON 30 JAN	20:00	Gp A	CHN - KAZ	4 - 1	1 - 0	2 - 1	1 - 0			Baluan Sholak: Ice Hockey Arena
7	WED 1 FEB	16:30	Gp A	GBR - CHN	0 - 12	0 - 5	0 - 3	0 - 4			Baluan Sholak: Ice Hockey Arena
12	SAT 4 FEB	20:00	SF	RUS - CHN	10 - 1	7 - 0	3 - 1	0 - 0			Baluan Sholak: Ice Hockey Arena
15	MON 6 FEB	16:30	BMG	CHN - USA	0 - 3	0 - 0	0 - 0	0 - 3			Baluan Sholak: Ice Hockey Arena

GBR - United Kingdom of Great Britain and Northern Ireland

Game	Date	Time	Phase	Teams	Results	1	2	3	OT	PSS	Venue
2	SAT 28 JAN	20:00	Gp B	KAZ - GBR	11 - 0	4 - 0	4 - 0	3 - 0			Baluan Sholak: Ice Hockey Arena
4	MON 30 JAN	16:30	Gp A	CAN - GBR	14 - 0	8 - 0	5 - 0	1 - 0			Baluan Sholak: Ice Hockey Arena
7	WED 1 FEB	16:30	Gp A	GBR - CHN	0 - 12	0 - 5	0 - 3	0 - 4			Baluan Sholak: Ice Hockey Arena
13	SUN 5 FEB	13:00	C5-7	GBR - JPN	2 - 9	0 - 4	0 - 2	2 - 3			Baluan Sholak: Ice Hockey Arena
14	MON 6 FEB	13:00	C5-7	KAZ - GBR	6 - 0	1 - 0	3 - 0	2 - 0			Baluan Sholak: Ice Hockey Arena

JPN - Japan

Game	Date	Time	Phase	Teams	Results	1	2	3	OT	PSS	Venue
6	TUE 31 JAN	20:00	Gp B	JPN - USA	2 - 3	0 - 1	1 - 2	1 - 0			Baluan Sholak: Ice Hockey Arena
9	THU 2 FEB	20:00	Gp B	RUS - JPN	10 - 1	5 - 0	2 - 1	3 - 0			Baluan Sholak: Ice Hockey Arena
10	FRI 3 FEB	20:00	C5-7	JPN - KAZ	4 - 0	0 - 0	2 - 0	2 - 0			Baluan Sholak: Ice Hockey Arena
13	SUN 5 FEB	13:00	C5-7	GBR - JPN	2 - 9	0 - 4	0 - 2	2 - 3			Baluan Sholak: Ice Hockey Arena

KAZ - Kazakhstan

Game	Date	Time	Phase	Teams	Results	1	2	3	OT	PSS	Venue
2	SAT 28 JAN	20:00	Gp A	KAZ - GBR	11 - 0	4 - 0	4 - 0	3 - 0			Baluan Sholak: Ice Hockey Arena
5	MON 30 JAN	20:00	Gp A	CHN - KAZ	4 - 1	1 - 0	2 - 1	1 - 0			Baluan Sholak: Ice Hockey Arena
8	WED 1 FEB	20:00	Gp A	KAZ - CAN	0 - 11	0 - 3	0 - 3	0 - 5			Baluan Sholak: Ice Hockey Arena
10	FRI 3 FEB	20:00	C5-7	JPN - KAZ	4 - 0	0 - 0	2 - 0	2 - 0			Baluan Sholak: Ice Hockey Arena
14	MON 6 FEB	13:00	C5-7	KAZ - GBR	6 - 0	1 - 0	3 - 0	2 - 0			Baluan Sholak: Ice Hockey Arena

RUS - Russian Federation

Game	Date	Time	Phase	Teams	Results	1	2	3	OT	PSS	Venue
3	SUN 29 JAN	12:30	Gp B	USA - RUS	1 - 7	0 - 3	1 - 3	0 - 1			Baluan Sholak: Ice Hockey Arena
9	THU 2 FEB	20:00	Gp B	RUS - JPN	10 - 1	5 - 0	2 - 1	3 - 0			Baluan Sholak: Ice Hockey Arena
12	SAT 4 FEB	20:00	SF	RUS - CHN	10 - 1	7 - 0	3 - 1	0 - 0			Baluan Sholak: Ice Hockey Arena
16	MON 6 FEB	20:00	GMG	CAN - RUS	1 - 4	0 - 2	1 - 1	0 - 1			Baluan Sholak: Ice Hockey Arena

USA - United States of America

Game	Date	Time	Phase	Teams	Results	1	2	3	OT	PSS	Venue
3	SUN 29 JAN	12:30	Gp B	USA - RUS	1 - 7	0 - 3	1 - 3	0 - 1			Baluan Sholak: Ice Hockey Arena
6	TUE 31 JAN	20:00	Gp B	JPN - USA	2 - 3	0 - 1	1 - 2	1 - 0			Baluan Sholak: Ice Hockey Arena
11	SAT 4 FEB	16:30	SF	CAN - USA	8 - 1	3 - 0	2 - 1	3 - 0			Baluan Sholak: Ice Hockey Arena
15	MON 6 FEB	16:30	BMG	CHN - USA	0 - 3	0 - 0	0 - 0	0 - 3			Baluan Sholak: Ice Hockey Arena

Legend:

BMG	Bronze Medal Game	GMG	Gold Medal Game	Gp	Group	OT	Overtime
PSS	Penalty shot shootout	SF	Semifinals				



Player Statistics by Team

As of MON 6 FEB 2017

Including Game #16

CAN - Canada

Playing Statistics

No.	Name	Pos.	GP	G	A	PTS	PIM	+/-	GWG	PPG	SHG	SOG	SG%
1	SLUYS Stephanie Michelle	GK	5	0	0	0	0		0	0	0	0	0.00
2	LARSON Alexis Marie Larson	D	5	1	2	3	6	+9	0	0	0	7	14.29
3	LARAMEE Maude	D	5	2	5	7	12	+5	0	1	0	20	10.00
4	ODDY Daley Anne	F	5	2	6	8	2	+9	0	0	0	15	13.33
6	MURRAY Kelly	D	5	0	5	5	4	+9	0	0	0	5	0.00
7	RIEDER Erica Lynn	D	5	1	1	2	0	+9	0	0	0	7	14.29
8	GRIBBONS Kelly Kristin	F	5	1	1	2	0	+2	0	1	0	9	11.11
9	LABELLE Alexandra	F	5	9	4	13	0	+12	0	2	0	24	37.50
10	WILLOUGHBY Kaitlin Jade	F	5	1	5	6	0	+6	0	0	0	22	4.55
11	APPERSON Kelty Eileen Long	F	5	3	4	7	2	+5	0	0	0	22	13.64
13	GAVELIN Kylie Dawn	F	5	0	4	4	0	+4	0	0	0	18	0.00
14	SHARMAN Alanna Nicole	F	5	1	7	8	2	+7	0	0	0	15	6.67
15	MAGWOOD Jaycee Lee	F	5	4	3	7	2	+10	1	2	0	12	33.33
16	POZNIKOFF Alexandra Isabella	F	5	1	2	3	2	+3	0	0	0	13	7.69
18	MARRIOTT Rachel	F	5	2	0	2	2	+4	1	0	0	11	18.18
19	DUBOIS Catherine	F	5	2	4	6	4	+9	0	1	0	20	10.00
20	BOUCHARD Melodie	F	5	5	3	8	0	+6	1	0	0	17	29.41
21	IAZZOLINO Brianna Marie	D	5	2	5	7	8	+9	0	1	0	10	20.00
22	BAILEY Katherine Louise	D	5	2	4	6	0	+9	1	0	0	10	20.00
25	GOSLING Katelyn Elizabeth Anne	F	5	1	4	5	0	+14	0	0	0	14	7.14
26	CORMIER Jessica	F	5	3	3	6	2	+9	0	1	0	17	17.65
30	LAMENTA Valerie	GK	5	0	0	0	0		0	0	0	0	0.00

Goalkeeping Statistics

No.	Name	GPT	GKD	GPI	MIP	MIP%	GA	SVS	SOG	SVS%	GAA	SO	W	L
1	SLUYS Stephanie Michelle	5	5	2	120:00	40.36	0	16	16	100.00	0.00	2	2	0
30	LAMENTA Valerie	5	5	3	177:20	59.64	6	47	53	88.68	2.03	0	2	1

Legend:

A Assists	D Defence	F Forward
G Goals	GA Goals against	GAA Goals against as average per 60 minutes
GK Goalkeeper	GKD Goalkeeper dressed	GP Number of games played
GPI Games played in	GPT Number of games played by team	GWG Game winning goals
L Number of games lost	MIP Minutes and seconds played	MIP% MIP as percentage
No. Jersey number	PIM Penalties in minutes	Pos. Position on team
PPG Power play goals	PTS Points	SG% Percentage of goals from total shots
SHG Shorthanded goals	SO Shutouts	SOG Shots on goal
SVS Saves	SVS% SVS as percentage of total SOG	W Number of games won
+/- Plus/minus net		



Player Statistics by Team

As of MON 6 FEB 2017

Including Game #15

CHN - People's Republic of China

Playing Statistics

No.	Name	Pos.	GP	G	A	PTS	PIM	+/-	GWG	PPG	SHG	SOG	SG%
1	HE Siye	GK	5	0	0	0	0		0	0	0	0	0.00
2	XIAO Jinqiu	D	5	0	0	0	0	-1	0	0	0	2	0.00
3	WANG Ruixi	F	5	0	0	0	0	+1	0	0	0	1	0.00
4	DU Jiayao	F	5	0	1	1	2	0	0	0	0	0	0.00
5	TIAN Naiyuan	F	5	0	2	2	0	-7	0	0	0	11	0.00
7	ZHANG Mengying	F	5	4	0	4	4	-6	1	1	0	15	26.67
8	DENG Di	D	5	1	0	1	2	-2	0	1	0	7	14.29
10	JU Jingwen	F	5	1	1	2	4	+2	0	0	0	8	12.50
11	LU Shuang	F	5	0	0	0	0	-8	0	0	0	12	0.00
12	WANG Wenzhuo	D	5	0	0	0	0	-2	0	0	0	2	0.00
13	ZHAO Qinan	D	5	1	4	5	4	-3	0	0	0	12	8.33
14	GUAN Yingying	F	5	1	4	5	0	0	0	0	0	4	25.00
15	KONG Minghui	F	5	0	4	4	2	-1	0	0	0	12	0.00
16	JIANG Bowen	F	5	1	0	1	0	+1	0	1	0	6	16.67
17	LYU Yue	F	5	2	1	3	0	-1	1	0	0	10	20.00
18	WEN Lu	D	5	0	1	1	4	-6	0	0	0	4	0.00
19	HE Xin	F	5	3	1	4	0	0	0	1	0	15	20.00
20	JIANG Yue	GK	1	0	0	0	0		0	0	0	0	0.00
21	LIU Siyang	D	5	0	1	1	0	-3	0	0	0	7	0.00
23	FANG Xin	F	5	4	3	7	0	0	0	1	1	26	15.38
24	WANG Yuqing	GK	4	0	0	0	0		0	0	0	0	0.00

Goalkeeping Statistics

No.	Name	GPT	GKD	GPI	MIP	MIP%	GA	SVS	SOG	SVS%	GAA	SO	W	L
1	HE Siye	5	5	4	189:55	63.31	16	108	124	87.10	5.05	0	1	2
20	JIANG Yue	5	1	1	60:00	20.00	0	7	7	100.00	0.00	1	1	0
24	WANG Yuqing	5	4	2	50:05	16.69	7	32	39	82.05	8.39	0	0	1

Legend:

A Assists	D Defence	F Forward
G Goals	GA Goals against	GAA Goals against as average per 60 minutes
GK Goalkeeper	GKD Goalkeeper dressed	GP Number of games played
GPI Games played in	GPT Number of games played by team	GWG Game winning goals
L Number of games lost	MIP Minutes and seconds played	MIP% MIP as percentage
No. Jersey number	PIM Penalties in minutes	Pos. Position on team
PPG Power play goals	PTS Points	SG% Percentage of goals from total shots
SHG Shorthanded goals	SO Shutouts	SOG Shots on goal
SVS Saves	SVS% SVS as percentage of total SOG	W Number of games won
+/- Plus/minus net		



Player Statistics by Team

As of MON 6 FEB 2017

Including Game #14

GBR - United Kingdom of Great Britain and Northern Ireland

Playing Statistics

No.	Name	Pos.	GP	G	A	PTS	PIM	+/-	GWG	PPG	SHG	SOG	SG%
1	BOLWELL Samantha Anne	GK	5	0	0	0	2		0	0	0	0	0.00
2	SANDERS Emma Louise	D	5	0	0	0	0	-9	0	0	0	2	0.00
3	HUTCHINSON Sarah Kate	D	5	0	0	0	35	-14	0	0	0	3	0.00
4	LICKMAN Lucy Annabelle	D	5	0	1	1	4	-9	0	0	0	0	0.00
5	ADEY Rosanne Jane	F	3	0	0	0	0	-8	0	0	0	0	0.00
6	KENDALL Lucy Clara	D	5	0	1	1	2	-10	0	0	0	0	0.00
8	HOLGATE Jessica Emily	F	5	0	0	0	4	-6	0	0	0	3	0.00
9	WORTHINGTON Hannah Carol	F	4	0	0	0	8	-4	0	0	0	0	0.00
10	BROWNE Judith Eileen	F	5	1	0	1	8	-10	0	1	0	6	16.67
11	AHMED Charlotte India	F	5	0	0	0	0	-10	0	0	0	1	0.00
12	ADAMS Louise	F	5	0	0	0	6	-13	0	0	0	4	0.00
14	RATHBONE Megan Jade	D	5	0	0	0	6	-19	0	0	0	9	0.00
15	MILNE Elizabeth Victoria	F	5	1	0	1	2	-6	0	0	0	3	33.33
16	ALLEN Saffron Fern	F	5	0	1	1	4	-16	0	0	0	5	0.00
17	TURNBULL Danielle Nicola Elizabeth	F	5	0	0	0	0	-7	0	0	0	0	0.00
18	ASHTON Clara Janine	F	5	0	0	0	4	-15	0	0	0	2	0.00
19	THORNTON Abbie Coral	F	5	0	0	0	6	-14	0	0	0	0	0.00
20	STEEPLES Holly Louise	GK	5	0	0	0	0		0	0	0	0	0.00
21	SULLIVAN Meghan Louise	D	5	0	0	0	2	-15	0	0	0	0	0.00

Goalkeeping Statistics

No.	Name	GPT	GKD	GPI	MIP	MIP%	GA	SVS	SOG	SVS%	GAA	SO	W	L
1	BOLWELL Samantha Anne	5	5	4	175:35	58.53	31	156	187	83.42	10.59	0	0	3
20	STEEPLES Holly Louise	5	5	3	124:25	41.47	21	124	145	85.52	10.13	0	0	2

Legend:

A Assists	D Defence	F Forward
G Goals	GA Goals against	GAA Goals against as average per 60 minutes
GK Goalkeeper	GKD Goalkeeper dressed	GP Number of games played
GPI Games played in	GPT Number of games played by team	GWG Game winning goals
L Number of games lost	MIP Minutes and seconds played	MIP% MIP as percentage
No. Jersey number	PIM Penalties in minutes	Pos. Position on team
PPG Power play goals	PTS Points	SG% Percentage of goals from total shots
SHG Shorthanded goals	SO Shutouts	SOG Shots on goal
SVS Saves	SVS% SVS as percentage of total SOG	W Number of games won
+/- Plus/minus net		



Player Statistics by Team

As of SUN 5 FEB 2017

Including Game #13

JPN - Japan

Playing Statistics

No.	Name	Pos.	GP	G	A	PTS	PIM	+/-	GWG	PPG	SHG	SOG	SG%
1	YOSHIDA Amika	GK	4	0	0	0	0		0	0	0	0	0.00
2	SOGABE Mitsuki	D	4	0	0	0	2	-1	0	0	0	2	0.00
3	SASANO Fumika	D	4	0	0	0	2	-2	0	0	0	1	0.00
4	SUGIMOTO Natsumi	D	4	0	0	0	6	+3	0	0	0	4	0.00
5	KAWASHIMA Yukiko	D	4	1	2	3	4	+1	0	1	0	13	7.69
6	SONODA Ayumi	D	4	0	1	1	6	+1	0	0	0	8	0.00
7	HATTORI Nana	D	4	0	2	2	2	0	0	0	0	16	0.00
8	HOSOI Mizuki	F	4	0	0	0	0	0	0	0	0	5	0.00
9	SATO Ami	F	4	0	0	0	2	-2	0	0	0	2	0.00
10	OTA Ai	F	4	2	2	4	6	+1	0	0	0	10	20.00
11	MIYAZAKI Chisato	F	4	2	2	4	0	-1	0	0	0	12	16.67
12	MIURA Momoka	F	4	0	0	0	2	+1	0	0	0	2	0.00
13	TAKA Suzuka	F	4	2	4	6	0	0	0	1	0	9	22.22
14	MORII Mai	F	1	0	0	0	0	-1	0	0	0	2	0.00
16	USHIKUBO Misato	F	4	1	0	1	0	+1	0	0	0	4	25.00
17	OTA Yukina	F	4	3	2	5	0	+1	1	1	1	24	12.50
18	SAWADE Yui	F	4	0	0	0	2	0	0	0	0	4	0.00
20	SAKASHITA Mifuyu	GK	4	0	0	0	0		0	0	0	0	0.00
22	SUGISAWA Nene	F	4	1	3	4	6	+1	0	0	0	17	5.88
23	IWASAKI Mayu	D	3	0	0	0	0	+1	0	0	0	0	0.00
24	MIZUNO Maika	F	4	1	1	2	2	-1	0	0	0	12	8.33
27	SAKAMOTO Mayo	F	4	3	4	7	4	+2	1	2	0	12	25.00

Goalkeeping Statistics

No.	Name	GPT	GKD	GPI	MIP	MIP%	GA	SVS	SOG	SVS%	GAA	SO	W	L
1	YOSHIDA Amika	4	4	3	174:23	72.66	13	96	109	88.07	4.47	0	1	2
20	SAKASHITA Mifuyu	4	4	2	65:37	27.34	2	7	9	77.78	1.83	0	1	0

Legend:

A Assists	D Defence	F Forward
G Goals	GA Goals against	GAA Goals against as average per 60 minutes
GK Goalkeeper	GKD Goalkeeper dressed	GP Number of games played
GPI Games played in	GPT Number of games played by team	GWG Game winning goals
L Number of games lost	MIP Minutes and seconds played	MIP% MIP as percentage
No. Jersey number	PIM Penalties in minutes	Pos. Position on team
PPG Power play goals	PTS Points	SG% Percentage of goals from total shots
SHG Shorthanded goals	SO Shutouts	SOG Shots on goal
SVS Saves	SVS% SVS as percentage of total SOG	W Number of games won
+/- Plus/minus net		



Player Statistics by Team

As of MON 6 FEB 2017

Including Game #14

KAZ - Kazakhstan

Playing Statistics

No.	Name	Pos.	GP	G	A	PTS	PIM	+/-	GWG	PPG	SHG	SOG	SG%
2	MOLDABAY Dariya	F	5	0	0	0	0	0	0	0	0	0	0.00
3	TURSYNOVA Madina	F	5	0	2	2	4	-1	0	0	0	8	0.00
4	ASHIMOVA Pernesh	F	5	1	0	1	2	-3	0	1	0	9	11.11
5	ALDABERGENOVA Malika	F	5	3	2	5	0	-2	0	2	0	23	13.04
6	KHAMIMULDINOVA Azhar	D	5	1	1	2	8	-3	0	1	0	4	25.00
7	KARTANBAYEVA Bulbul	F	5	4	0	4	0	+1	1	0	1	14	28.57
9	FILIMONOVA Nadezhda	F	5	0	0	0	0	+2	0	0	0	2	0.00
10	SHEGEBAYEVA Aray	F	5	2	2	4	2	-2	0	0	1	16	12.50
12	RYSPEK Meruyert	F	5	2	4	6	0	-2	0	1	0	24	8.33
13	LIKHAUS Tatyana	D	5	0	1	1	12	+1	0	0	0	8	0.00
14	ORLOVA Anastassiya	F	5	1	3	4	4	-1	0	1	0	12	8.33
15	NURGALIYEVA Galiya	D	5	1	3	4	4	-1	0	0	0	15	6.67
17	BUSHUYEVA Xeniya	F	5	0	0	0	0	-1	0	0	0	3	0.00
18	FEKLISTOVA Alexandra	D	5	0	1	1	0	-2	0	0	0	3	0.00
19	FELZINK Karina	F	5	2	0	2	2	-3	1	0	0	12	16.67
20	DMITRIYEVA Darya	GK	5	0	0	0	0		0	0	0	0	0.00
21	BUTORINA Yuliya	D	5	0	0	0	2	0	0	0	0	1	0.00
22	OLZHABAYEVA Aida	D	5	0	3	3	8	-1	0	0	0	7	0.00
23	RAMAZANOVA Elvira	F	5	1	1	2	2	0	0	0	0	2	50.00
25	GLAZKOVA Tatyana	GK	4	0	0	0	0		0	0	0	0	0.00
27	KITAIBEKOVA Fatima	D	5	0	0	0	0	-1	0	0	0	2	0.00
29	MYNGZHASSAROVA Lazzat	D	5	0	1	1	0	+2	0	0	0	2	0.00
30	CHSHYOKOLOVA Arina	GK	1	0	0	0	0		0	0	0	0	0.00

Goalkeeping Statistics

No.	Name	GPT	GKD	GPI	MIP	MIP%	GA	SVS	SOG	SVS%	GAA	SO	W	L
20	DMITRIYEVA Darya	5	5	5	294:31	98.17	19	153	172	88.95	3.87	1	2	3
25	GLAZKOVA Tatyana	5	4	1	05:29	1.83	0	0	0	0.00	0.00	0	0	0
30	CHSHYOKOLOVA Arina	5	1	0	00:00	0.00	0	0	0	0.00	0.00	0	0	0

Legend:

A Assists	D Defence	F Forward
G Goals	GA Goals against	GAA Goals against as average per 60 minutes
GK Goalkeeper	GKD Goalkeeper dressed	GP Number of games played
GPI Games played in	GPT Number of games played by team	GWG Game winning goals
L Number of games lost	MIP Minutes and seconds played	MIP% MIP as percentage
No. Jersey number	PIM Penalties in minutes	Pos. Position on team
PPG Power play goals	PTS Points	SG% Percentage of goals from total shots
SHG Shorthanded goals	SO Shutouts	SOG Shots on goal
SVS Saves	SVS% SVS as percentage of total SOG	W Number of games won
+/- Plus/minus net		



Player Statistics by Team

As of MON 6 FEB 2017

Including Game #16

RUS - Russian Federation

Playing Statistics

No.	Name	Pos.	GP	G	A	PTS	PIM	+/-	GWG	PPG	SHG	SOG	SG%
1	TARAKANOVA Valeriya	GK	3	0	0	0	0		0	0	0	0	0.00
2	GONCHARENKO Angelina	D	4	0	2	2	8	+3	0	0	0	17	0.00
7	MITROFANOVA Elina	F	4	0	0	0	0	0	0	0	0	4	0.00
9	VAFINA Alexandra	F	4	1	2	3	6	+7	0	1	0	13	7.69
10	BELYAKOVA Liudmila	F	4	1	8	9	4	+11	1	0	0	15	6.67
11	GANEEVA Liana	D	4	0	0	0	0	-1	0	0	0	3	0.00
12	LOBOVA Ekaterina	D	4	0	4	4	2	+4	0	0	0	3	0.00
13	PIROGOVA Nina	D	4	1	1	2	8	+2	0	0	0	13	7.69
18	SOSINA Olga	F	4	7	2	9	4	+8	1	2	0	20	35.00
22	BATALOVA Mariia	D	4	1	5	6	2	+12	0	0	0	14	7.14
24	MALIAVKO Lidia	F	4	1	2	3	0	+3	0	0	0	12	8.33
27	KADIROVA Fanuza	F	4	4	2	6	0	+6	1	0	0	12	33.33
43	VOVRUSHKO Aleksandra	F	4	0	0	0	2	0	0	0	0	0	0.00
59	DERGACHEVA Elena	F	4	3	7	10	4	+5	0	3	0	13	23.08
68	SHTAREVA Alevtina	F	4	4	2	6	2	+5	1	2	0	21	19.05
69	SOROKINA Maria	GK	3	0	0	0	2		0	0	0	0	0.00
70	SHIBANOVA Anna	D	4	3	5	8	18	+13	0	0	0	15	20.00
76	NIKOLAEVA Ekaterina	D	2	0	0	0	0	0	0	0	0	0	0.00
77	DYUBANOK Inna	F	4	0	0	0	2	+2	0	0	0	7	0.00
88	PODKAMENNAIA Elena	F	4	0	0	0	2	0	0	0	0	3	0.00
92	MOROZOVA Nadezhda	GK	2	0	0	0	0		0	0	0	0	0.00
94	DYUPINA Evgenia	F	4	2	2	4	0	+2	0	0	0	8	25.00
97	SHOKHINA Anna	F	4	3	6	9	6	+7	0	2	0	24	12.50

Goalkeeping Statistics

No.	Name	GPT	GKD	GPI	MIP	MIP%	GA	SVS	SOG	SVS%	GAA	SO	W	L
1	TARAKANOVA Valeriya	4	3	1	54:04	22.53	1	12	13	92.31	1.11	0	1	0
69	SOROKINA Maria	4	3	3	125:56	52.47	2	36	38	94.74	0.95	0	2	0
92	MOROZOVA Nadezhda	4	2	1	60:00	25.00	1	9	10	90.00	1.00	0	1	0

Legend:

A Assists	D Defence	F Forward
G Goals	GA Goals against	GAA Goals against as average per 60 minutes
GK Goalkeeper	GKD Goalkeeper dressed	GP Number of games played
GPI Games played in	GPT Number of games played by team	GWG Game winning goals
L Number of games lost	MIP Minutes and seconds played	MIP% MIP as percentage
No. Jersey number	PIM Penalties in minutes	Pos. Position on team
PPG Power play goals	PTS Points	SG% Percentage of goals from total shots
SHG Shorthanded goals	SO Shutouts	SOG Shots on goal
SVS Saves	SVS% SVS as percentage of total SOG	W Number of games won
+/- Plus/minus net		



Player Statistics by Team

As of MON 6 FEB 2017

Including Game #15

USA - United States of America

Playing Statistics

No.	Name	Pos.	GP	G	A	PTS	PIM	+/-	GWG	PPG	SHG	SOG	SG%
2	SENDEN Rebecca	D	4	1	0	1	10	0	0	0	1	6	16.67
3	MATTHEWS Nicole	D	4	0	4	4	4	+1	0	0	0	4	0.00
4	DUNNE Cassandra	D	4	0	0	0	8	-3	0	0	0	0	0.00
8	JAECKLE Kelsey	F	4	0	0	0	0	0	0	0	0	2	0.00
10	BOOTH Rachael	F	4	0	2	2	2	-1	0	0	0	10	0.00
11	LANZILLI Brittani	F	4	0	1	1	4	-1	0	0	0	5	0.00
12	RUSHING Jessica	F	4	0	0	0	0	0	0	0	0	2	0.00
14	VISALLI Alyssa	F	4	0	1	1	4	-2	0	0	0	3	0.00
16	LEVASSEUR Brittany	F	4	0	0	0	0	-1	0	0	0	1	0.00
17	ODEN Lyndsay	F	4	0	0	0	0	-1	0	0	0	1	0.00
18	CAMP Sabrena	D	4	0	1	1	2	-2	0	0	0	2	0.00
19	MYERS Kendra	F	4	3	1	4	4	+3	2	0	0	6	50.00
20	MACARTHUR Leah	F	4	2	0	2	2	+1	0	0	0	6	33.33
21	ASH Kathleen	F	4	1	0	1	6	-2	0	0	0	20	5.00
22	WOLSMANN Madeline	F	4	1	0	1	4	-2	0	0	0	11	9.09
23	ANDERSON Jordan	F	4	0	1	1	4	0	0	0	0	2	0.00
24	BROWN Alexandra	D	4	0	1	1	4	+1	0	0	0	1	0.00
25	AUGUSTINE Katelyn	F	4	0	1	1	0	-1	0	0	0	2	0.00
26	TWOHIG Livia	F	4	0	0	0	4	-1	0	0	0	0	0.00
30	GREENE Amber	GK	4	0	0	0	0		0	0	0	0	0.00
31	ALLEN Lauren	GK	4	0	0	0	0		0	0	0	0	0.00

Goalkeeping Statistics

No.	Name	GPT	GKD	GPI	MIP	MIP%	GA	SVS	SOG	SVS%	GAA	SO	W	L
30	GREENE Amber	4	4	3	180:00	75.00	9	118	127	92.91	3.00	1	2	1
31	ALLEN Lauren	4	4	1	60:00	25.00	8	50	58	86.21	8.00	0	0	1

Legend:

A Assists	D Defence	F Forward
G Goals	GA Goals against	GAA Goals against as average per 60 minutes
GK Goalkeeper	GKD Goalkeeper dressed	GP Number of games played
GPI Games played in	GPT Number of games played by team	GWG Game winning goals
L Number of games lost	MIP Minutes and seconds played	MIP% MIP as percentage
No. Jersey number	PIM Penalties in minutes	Pos. Position on team
PPG Power play goals	PTS Points	SG% Percentage of goals from total shots
SHG Shorthanded goals	SO Shutouts	SOG Shots on goal
SVS Saves	SVS% SVS as percentage of total SOG	W Number of games won
+/- Plus/minus net		



Team Statistics

As of MON 6 FEB 2017

Including Game #16

Scoring Efficiency

(Ranked by highest SG% / highest GP)

R Team	GP	GF	SSG	SOG	SG%
1 CAN	5	43	245	288	14.93
2 RUS	4	31	186	217	14.29
3 CHN	5	18	136	154	11.69
4 KAZ	5	18	149	167	10.78
5 JPN	4	16	143	159	10.06
6 USA	4	8	76	84	9.52
7 GBR	5	2	36	38	5.26

Power Play

(Ranked by highest PP% / highest GP)

R Team	GP	ADV	PPGF	PP%	TPP	M:S
1 RUS	4	25	10	40.00	32:28	03:14
2 KAZ	5	20	6	30.00	33:16	05:32
3 CAN	5	31	9	29.03	54:26	06:02
4 JPN	4	25	5	20.00	41:18	08:15
5 CHN	5	29	5	17.24	47:14	09:26
6 GBR	5	17	1	5.88	31:36	31:36
7 USA	4	19	0	0.00	34:51	00:00

Penalty Killing

(Ranked by highest PK% / highest GP)

R Team	GP	DVG	PPGA	PK%	TSH	M:S
1 RUS	4	22	1	95.45	43:02	43:02
2 CAN	5	23	2	91.30	35:38	17:49
3 KAZ	5	24	4	83.33	41:49	10:27
4 JPN	4	23	5	78.26	33:08	06:37
5 USA	4	29	7	75.86	48:45	06:57
6 CHN	5	10	3	70.00	19:31	06:30
7 GBR	5	35	14	60.00	53:16	03:48

Goalkeeping

(Ranked by highest SVS%)

R Team	GP	GA	SVS	SOG	SVS%	GAA	SHGA	PPGA	SO	ENG
1 RUS	4	4	57	61	93.44	1.00	0	1	0	0
2 CAN	5	6	63	69	91.30	1.21	1	2	2	0
3 USA	4	17	168	185	90.81	4.25	0	7	1	0
4 KAZ	5	19	153	172	88.95	3.80	0	4	2	0
5 JPN	4	15	103	118	87.29	3.75	0	5	1	0
6 CHN	5	23	147	170	86.47	4.60	0	3	1	0
7 GBR	5	52	280	332	84.34	10.40	4	14	0	0

Penalties

(Ranked by highest PIM)

R Team	GP	2	5	10	GM	MP	PIM	PAVG
1 GBR	5	37	1	0	1	0	99	19:00
2 RUS	4	31	0	1	0	0	72	18:00
3 USA	4	31	0	0	0	0	62	15:00
4 JPN	4	25	0	0	0	0	50	12:00
4 KAZ	5	25	0	0	0	0	50	10:00
6 CAN	5	24	0	0	0	0	48	9:00
7 CHN	5	13	0	0	0	0	26	5:00

Shorthanded Goals

(Ranked by highest NET / lowest GP)

R Team	GP	SHGF	SHGA	NET
1 KAZ	5	2	0	+2
2 JPN	4	1	0	+1
2 USA	4	1	0	+1
4 CHN	5	1	0	+1
5 RUS	4	0	0	0
6 CAN	5	0	1	-1
7 GBR	5	0	4	-4

Attendance

(Ranked by highest average attendance)

R Team	GP	Spect	AVG
1 RUS	4	11308	2827
2 KAZ	5	12531	2506
3 CAN	5	11807	2361
4 USA	4	8461	2115
5 JPN	4	7622	1905
6 CHN	5	8720	1744
7 GBR	5	6493	1298
Total	16	33471	2091

Legend:

2 Two (2) minute penalties	5 Five (5) minute penalties	10 Ten (10) minute penalties
ADV Advantage (times on power play)	AVG Average	DVG Disadvantage (number of times shorthanded)
ENG Empty net goals	GA Goals against	GAA Goals against as average per 60 minutes
GF Goals for	GM Game misconducts	GP Number of games played
MP Match penalties	M:S Average time in min. and sec.	NET SHGF - SHGA
PAVG PIM in average	PIM Penalties in minutes	PK% Penalty killing percentage
PPGA Power play goals against	PPGF Power play goals for	PP% Power play eff. as percentage
R Ranking	SG% Percentage of goals from total shots	SHGA Shorthanded goals against
SHGF Shorthanded goals for	SO Shutouts	SOG Shots on goal
Spect Spectators	SSG Shots saved by goalkeeper	SVS Saves
SVS% SVS as percentage of total SOG	TPP Time of power play	TSH Time shorthanded in min. and sec.



Goalkeepers

As of MON 6 FEB 2017

Including Game #16

(Ranked by highest SVS% / lowest GAA / highest GPI)

Rank	Name	No.	Team	GKD	GPI	MIP	MIP%	SOG	GA	SVS	SVS%	GAA	PPGA	SHGA	SO
1	SLUYS Stephanie Michelle	1	CAN	5	2	120:00	40.36	16	0	16	100.00	0.00	0	0	2
2	SOROKINA Maria	69	RUS	3	3	125:56	52.47	38	2	36	94.74	0.95	0	0	0
3	GREENE Amber	30	USA	4	3	180:00	75.00	127	9	118	92.91	3.00	4	0	1
4	DMITRIYEVA Darya	20	KAZ	5	5	294:31	98.17	172	19	153	88.95	3.87	4	0	1
5	LAMENTA Valerie	30	CAN	5	3	177:20	59.64	53	6	47	88.68	2.03	2	1	0
6	YOSHIDA Amika	1	JPN	4	3	174:23	72.66	109	13	96	88.07	4.47	4	0	0
7	HE Siye	1	CHN	5	4	189:55	63.31	124	16	108	87.10	5.05	3	0	0
8	STEEPLES Holly Louise	20	GBR	5	3	124:25	41.47	145	21	124	85.52	10.13	6	1	0
9	BOLWELL Samantha Anne	1	GBR	5	4	175:35	58.53	187	31	156	83.42	10.59	8	3	0

(Goalkeepers with less than 40% of their team's total minutes (MIP% less 40))

Name	No.	Team	GKD	GPI	MIP	MIP%	SOG	GA	SVS	SVS%	GAA	PPGA	SHGA	SO
JIANG Yue	20	CHN	1	1	60:00	20.00	7	0	7	100.00	0.00	0	0	1
TARAKANOVA Valeriya	1	RUS	3	1	54:04	22.53	13	1	12	92.31	1.11	0	0	0
MOROZOVA Nadezhda	92	RUS	2	1	60:00	25.00	10	1	9	90.00	1.00	1	0	0
ALLEN Lauren	31	USA	4	1	60:00	25.00	58	8	50	86.21	8.00	3	0	0
WANG Yuqing	24	CHN	4	2	50:05	16.69	39	7	32	82.05	8.39	0	0	0
SAKASHITA Mifuyu	20	JPN	4	2	65:37	27.34	9	2	7	77.78	1.83	1	0	0
GLAZKOVA Tatyana	25	KAZ	4	1	05:29	1.83	0	0	0	0.00	0.00	0	0	0

Legend:

GA	Goals against	GAA	Goals against as average per 60 minutes	GKD	Goalkeeper dressed
GPI	Games played indeed	MIP	Minutes and seconds played	MIP%	MIP as percentage
No.	Jersey number	PPGA	Power play goals against	SHGA	Shorthanded goals against
SO	Shutouts (no GA in a game)	SOG	Shots on goal (G+SSG)	SVS	Saves
SVS%	SVS as percentage of total SOG				



Scoring Leaders

As of MON 6 FEB 2017

Including Game #16

(Ranked by highest PTS/ highest G/ lowest GP)

Rank	Name	No.	Team	Pos.	GP	G	A	PTS	PIM	+/-
1	LABELLE Alexandra	9	CAN	F	5	9	4	13	0	+12
2	DERGACHEVA Elena	59	RUS	F	4	3	7	10	4	+5
3	SOSINA Olga	18	RUS	F	4	7	2	9	4	+8
4	SHOKHINA Anna	97	RUS	F	4	3	6	9	6	+7
5	BELYAKOVA Liudmila	10	RUS	F	4	1	8	9	4	+11
6	BOUCHARD Melodie	20	CAN	F	5	5	3	8	0	+6
7	SHIBANOVA Anna	70	RUS	D	4	3	5	8	18	+13
8	ODDY Daley Anne	4	CAN	F	5	2	6	8	2	+9
9	SHARMAN Alanna Nicole	14	CAN	F	5	1	7	8	2	+7
10	FANG Xin	23	CHN	F	5	4	3	7	0	0
10	MAGWOOD Jaycee Lee	15	CAN	F	5	4	3	7	2	+10
12	SAKAMOTO Mayo	27	JPN	F	4	3	4	7	4	+2
13	APPERSON Kely Eileen Long	11	CAN	F	5	3	4	7	2	+5
14	IAZZOLINO Brianna Marie	21	CAN	D	5	2	5	7	8	+9
14	LARAMeE Maude	3	CAN	D	5	2	5	7	12	+5
16	KADIROVA Fanuza	27	RUS	F	4	4	2	6	0	+6
16	SHTAREVA Alevtina	68	RUS	F	4	4	2	6	2	+5
18	CORMIER Jessica	26	CAN	F	5	3	3	6	2	+9
19	TAKA Suzuka	13	JPN	F	4	2	4	6	0	0
20	BAILEY Katherine Louise	22	CAN	D	5	2	4	6	0	+9
20	DUBOIS Catherine	19	CAN	F	5	2	4	6	4	+9
20	RYSPEK Meruyert	12	KAZ	F	5	2	4	6	0	-2
23	BATALOVA Mariia	22	RUS	D	4	1	5	6	2	+12
24	WILLOUGHBY Kaitlin Jade	10	CAN	F	5	1	5	6	0	+6
25	OTA Yukina	17	JPN	F	4	3	2	5	0	+1
26	ALDABERGENOVA Malika	5	KAZ	F	5	3	2	5	0	-2
27	GOSLING Katelyn Elizabeth Anne	25	CAN	F	5	1	4	5	0	+14
27	GUAN Yingying	14	CHN	F	5	1	4	5	0	0
27	ZHAO Qinan	13	CHN	D	5	1	4	5	4	-3
30	MURRAY Kelly	6	CAN	D	5	0	5	5	4	+9

Legend:

A	Assists	D	Defence	F	Forward
G	Goals	GP	Number of games played	No.	Jersey number
PIM	Penalties in minutes	Pos.	Position	PTS	Points
+/-	Plus/minus net				



Goal Scoring Leaders

As of MON 6 FEB 2017

Including Game #16

(Ranked by highest G/ lowest GP)

Rank	Name	No.	Team	Pos.	GP	G	S	SG%	PPG	SHG	+/-
1	LABELLE Alexandra	9	CAN	F	5	9	24	37.50	2	0	+12
2	SOSINA Olga	18	RUS	F	4	7	20	35.00	2	0	+8
3	BOUCHARD Melodie	20	CAN	F	5	5	17	29.41	0	0	+6
4	KADIROVA Fanuza	27	RUS	F	4	4	12	33.33	0	0	+6
4	SHTAREVA Alevtina	68	RUS	F	4	4	21	19.05	2	0	+5
6	FANG Xin	23	CHN	F	5	4	26	15.38	1	1	0
6	KARTANBAYEVA Bulbul	7	KAZ	F	5	4	14	28.57	0	1	+1
6	MAGWOOD Jaycee Lee	15	CAN	F	5	4	12	33.33	2	0	+10
6	ZHANG Mengying	7	CHN	F	5	4	15	26.67	1	0	-6
10	DERGACHEVA Elena	59	RUS	F	4	3	13	23.08	3	0	+5
10	MYERS Kendra	19	USA	F	4	3	6	50.00	0	0	+3
10	OTA Yukina	17	JPN	F	4	3	24	12.50	1	1	+1
10	SAKAMOTO Mayo	27	JPN	F	4	3	12	25.00	2	0	+2
10	SHIBANOVA Anna	70	RUS	D	4	3	15	20.00	0	0	+13
10	SHOKHINA Anna	97	RUS	F	4	3	24	12.50	2	0	+7
16	ALDABERGENOVA Malika	5	KAZ	F	5	3	23	13.04	2	0	-2
16	APPERSON Kelty Eileen Long	11	CAN	F	5	3	22	13.64	0	0	+5
16	CORMIER Jessica	26	CAN	F	5	3	17	17.65	1	0	+9
16	HE Xin	19	CHN	F	5	3	15	20.00	1	0	0
20	DYUPINA Evgenia	94	RUS	F	4	2	8	25.00	0	0	+2
20	MACARTHUR Leah	20	USA	F	4	2	6	33.33	0	0	+1
20	MIYAZAKI Chisato	11	JPN	F	4	2	12	16.67	0	0	-1
20	OTA Ai	10	JPN	F	4	2	10	20.00	0	0	+1
20	TAKA Suzuka	13	JPN	F	4	2	9	22.22	1	0	0
25	BAILEY Katherine Louise	22	CAN	D	5	2	10	20.00	0	0	+9
25	DUBOIS Catherine	19	CAN	F	5	2	20	10.00	1	0	+9
25	FELZINK Karina	19	KAZ	F	5	2	12	16.67	0	0	-3
25	IAZZOLINO Brianna Marie	21	CAN	D	5	2	10	20.00	1	0	+9
25	LARAMeE Maude	3	CAN	D	5	2	20	10.00	1	0	+5
25	LYU Yue	17	CHN	F	5	2	10	20.00	0	0	-1
25	MARRIOTT Rachel	18	CAN	F	5	2	11	18.18	0	0	+4
25	ODDY Daley Anne	4	CAN	F	5	2	15	13.33	0	0	+9
25	RYSPEK Meruyert	12	KAZ	F	5	2	24	8.33	1	0	-2
25	SHEGEBAYEVA Aray	10	KAZ	F	5	2	16	12.50	0	1	-2

Legend:

D Defence	F Forward	G Goals	GP Number of games played
No. Jersey number	Pos. Position	PPG Power play goals	S Shots
SG% Percentage of goals from total shots	SHG Shorthanded goals	+/- Plus/minus net	



Assist Leaders

As of MON 6 FEB 2017

Including Game #16

(Ranked by highest A/ lowest GP)

Rank	Name	No.	Team	Pos.	GP	A	+/-
1	BELYAKOVA Liudmila	10	RUS	F	4	8	+11
2	DERGACHEVA Elena	59	RUS	F	4	7	+5
3	SHARMAN Alanna Nicole	14	CAN	F	5	7	+7
4	SHOKHINA Anna	97	RUS	F	4	6	+7
5	ODDY Daley Anne	4	CAN	F	5	6	+9
6	BATALOVA Mariia	22	RUS	D	4	5	+12
6	SHIBANOVA Anna	70	RUS	D	4	5	+13
8	IAZZOLINO Brianna Marie	21	CAN	D	5	5	+9
8	LARAMeE Maude	3	CAN	D	5	5	+5
8	MURRAY Kelly	6	CAN	D	5	5	+9
8	WILLOUGHBY Kaitlin Jade	10	CAN	F	5	5	+6
12	LOBOVA Ekaterina	12	RUS	D	4	4	+4
12	MATTHEWS Nicole	3	USA	D	4	4	+1
12	SAKAMOTO Mayo	27	JPN	F	4	4	+2
12	TAKA Suzuka	13	JPN	F	4	4	0
16	APPERSON Kelty Eileen Long	11	CAN	F	5	4	+5
16	BAILEY Katherine Louise	22	CAN	D	5	4	+9
16	DUBOIS Catherine	19	CAN	F	5	4	+9
16	GAVELIN Kylie Dawn	13	CAN	F	5	4	+4
16	GOSLING Katelyn Elizabeth Anne	25	CAN	F	5	4	+14
16	GUAN Yingying	14	CHN	F	5	4	0
16	KONG Minghui	15	CHN	F	5	4	-1
16	LABELLE Alexandra	9	CAN	F	5	4	+12
16	RYSPEK Meruyert	12	KAZ	F	5	4	-2
16	ZHAO Qinan	13	CHN	D	5	4	-3
26	SUGISAWA Nene	22	JPN	F	4	3	+1
27	BOUCHARD Melodie	20	CAN	F	5	3	+6
27	CORMIER Jessica	26	CAN	F	5	3	+9
27	FANG Xin	23	CHN	F	5	3	0
27	MAGWOOD Jaycee Lee	15	CAN	F	5	3	+10
27	NURGALIYEVA Galiya	15	KAZ	D	5	3	-1
27	OLZHABAYEVA Aida	22	KAZ	D	5	3	-1
27	ORLOVA Anastassiya	14	KAZ	F	5	3	-1

Legend:

A Assists **D** Defence **F** Forward **GP** Number of games played
No. Jersey number **Pos.** Position **+/-** Plus/minus net



Defencemen Scoring Leaders

As of MON 6 FEB 2017

Including Game #16

(Ranked by highest PTS / highest G / lowest GP)

Rank	Name	No.	Team	GP	G	A	PTS	PIM	+/-
1	SHIBANOVA Anna	70	RUS	4	3	5	8	18	+13
2	IAZZOLINO Brianna Marie	21	CAN	5	2	5	7	8	+9
2	LARAMeE Maude	3	CAN	5	2	5	7	12	+5
4	BAILEY Katherine Louise	22	CAN	5	2	4	6	0	+9
5	BATALOVA Mariia	22	RUS	4	1	5	6	2	+12
6	ZHAO Qinan	13	CHN	5	1	4	5	4	-3
7	MURRAY Kelly	6	CAN	5	0	5	5	4	+9
8	NURGALIYEVA Galiya	15	KAZ	5	1	3	4	4	-1
9	LOBOVA Ekaterina	12	RUS	4	0	4	4	2	+4
9	MATTHEWS Nicole	3	USA	4	0	4	4	4	+1
11	KAWASHIMA Yukiko	5	JPN	4	1	2	3	4	+1
12	LARSON Alexis Marie Larson	2	CAN	5	1	2	3	6	+9
13	OLZHABAYEVA Aida	22	KAZ	5	0	3	3	8	-1
14	PIROGOVA Nina	13	RUS	4	1	1	2	8	+2
15	KHAMIMULDINOVA Azhar	6	KAZ	5	1	1	2	8	-3
15	RIEDER Erica Lynn	7	CAN	5	1	1	2	0	+9
17	GONCHARENKO Angelina	2	RUS	4	0	2	2	8	+3
17	HATTORI Nana	7	JPN	4	0	2	2	2	0
19	SENDEN Rebecca	2	USA	4	1	0	1	10	0
20	DENG Di	8	CHN	5	1	0	1	2	-2
21	BROWN Alexandra	24	USA	4	0	1	1	4	+1
21	CAMP Sabrena	18	USA	4	0	1	1	2	-2
21	SONODA Ayumi	6	JPN	4	0	1	1	6	+1
24	FEKLISTOVA Alexandra	18	KAZ	5	0	1	1	0	-2
24	KENDALL Lucy Clara	6	GBR	5	0	1	1	2	-10
24	LICKMAN Lucy Annabelle	4	GBR	5	0	1	1	4	-9
24	LIKHAUS Tatyana	13	KAZ	5	0	1	1	12	+1
24	LIU Siyang	21	CHN	5	0	1	1	0	-3
24	MYNGZHASSAROVA Lazzat	29	KAZ	5	0	1	1	0	+2
24	WEN Lu	18	CHN	5	0	1	1	4	-6

Legend:

A	Assists	G	Goals	GP	Number of games played
No.	Jersey number	PIM	Penalties in minutes	PTS	Points
+/-	Plus/minus net				



Face-off Leaders

As of MON 6 FEB 2017

Including Game #16

(Ranked by highest FO%)

Rank	Name	No.	Team	Pos.	GP	FO+	FO-	FO+/-	FO%
1	GRIBBONS Kelly Kristin	8	CAN	F	5	40	13	27	75.47
2	DYUPINA Evgenia	94	RUS	F	4	39	15	24	72.22
3	DUBOIS Catherine	19	CAN	F	5	41	16	25	71.93
4	BELYAKOVA Liudmila	10	RUS	F	4	43	17	26	71.67
5	LABELLE Alexandra	9	CAN	F	5	59	25	34	70.24
6	DERGACHEVA Elena	59	RUS	F	4	54	34	20	61.36
7	MACARTHUR Leah	20	USA	F	4	24	17	7	58.54
8	FANG Xin	23	CHN	F	5	23	17	6	57.50
9	TAKA Suzuka	13	JPN	F	4	48	38	10	55.81
10	ALDABERGENOVA Malika	5	KAZ	F	5	59	50	9	54.13
11	LANZILLI Brittani	11	USA	F	4	11	10	1	52.38
12	BUSHUYEVA Xeniya	17	KAZ	F	5	12	11	1	52.17
12	MIURA Momoka	12	JPN	F	4	12	11	1	52.17
14	VISALLI Alyssa	14	USA	F	4	29	27	2	51.79
15	SHEGEBAYEVA Aray	10	KAZ	F	5	48	45	3	51.61
16	ADAMS Louise	12	GBR	F	5	23	22	1	51.11
17	TWOHIG Livia	26	USA	F	4	9	9	0	50.00
18	AUGUSTINE Katelyn	25	USA	F	4	31	34	-3	47.69
19	ALLEN Saffron Fern	16	GBR	F	5	57	65	-8	46.72
20	BOUCHARD Melodie	20	CAN	F	5	24	31	-7	43.64
21	HE Xin	19	CHN	F	5	36	49	-13	42.35
22	FILIMONOVA Nadezhda	9	KAZ	F	5	10	14	-4	41.67
23	ZHANG Mengying	7	CHN	F	5	36	51	-15	41.38
24	GUAN Yingying	14	CHN	F	5	14	24	-10	36.84
25	OTA Yukina	17	JPN	F	4	36	63	-27	36.36
26	RYSPEK Meruyert	12	KAZ	F	5	7	13	-6	35.00
27	BROWNE Judith Eileen	10	GBR	F	5	22	48	-26	31.43
28	SAWADE Yui	18	JPN	F	4	11	26	-15	29.73
29	RATHBONE Megan Jade	14	GBR	D	5	16	44	-28	26.67

Note:

Average of four face-offs per game played required for ranking.

Legend:

D	Defence	F	Forward	FO+	Face-offs won
FO-	Face-offs lost	FO+/-	Face-offs net	FO%	Face-offs won as percentage
GP	Number of games played	No.	Jersey number	Pos.	Position



Plus-Minus Leaders

As of MON 6 FEB 2017

Including Game #16

(Ranked by highest +/- / highest + /lowest GP)

Rank	Name	No.	Team	Pos.	GP	+	-	+/-
1	GOSLING Katelyn Elizabeth Anne	25	CAN	F	5	15	1	+14
2	SHIBANOVA Anna	70	RUS	D	4	13	0	+13
3	LABELLE Alexandra	9	CAN	F	5	13	1	+12
4	BATALOVA Mariia	22	RUS	D	4	12	0	+12
5	BELYAKOVA Liudmila	10	RUS	F	4	11	0	+11
6	MAGWOOD Jaycee Lee	15	CAN	F	5	10	0	+10
7	CORMIER Jessica	26	CAN	F	5	12	3	+9
8	MURRAY Kelly	6	CAN	D	5	11	2	+9
8	ODDY Daley Anne	4	CAN	F	5	11	2	+9
10	BAILEY Katherine Louise	22	CAN	D	5	10	1	+9
10	DUBOIS Catherine	19	CAN	F	5	10	1	+9
10	IAZZOLINO Brianna Marie	21	CAN	D	5	10	1	+9
10	RIEDER Erica Lynn	7	CAN	D	5	10	1	+9
14	LARSON Alexis Marie Larson	2	CAN	D	5	9	0	+9
15	SOSINA Olga	18	RUS	F	4	8	0	+8
16	VAFINA Alexandra	9	RUS	F	4	8	1	+7
17	SHOKHINA Anna	97	RUS	F	4	7	0	+7
18	SHARMAN Alanna Nicole	14	CAN	F	5	7	0	+7
19	KADIROVA Fanuza	27	RUS	F	4	8	2	+6
20	BOUCHARD Melodie	20	CAN	F	5	8	2	+6
21	WILLOUGHBY Kaitlin Jade	10	CAN	F	5	7	1	+6
22	LARAMeE Maude	3	CAN	D	5	7	2	+5
23	DERGACHEVA Elena	59	RUS	F	4	5	0	+5
23	SHTAREVA Alevtina	68	RUS	F	4	5	0	+5
25	APPERSON Kelty Eileen Long	11	CAN	F	5	5	0	+5
26	LOBOVA Ekaterina	12	RUS	D	4	6	2	+4
27	GAVELIN Kylie Dawn	13	CAN	F	5	4	0	+4
27	MARRIOTT Rachel	18	CAN	F	5	4	0	+4
29	MALIAVKO Lidiia	24	RUS	F	4	6	3	+3
30	MYERS Kendra	19	USA	F	4	5	2	+3

Legend:

D	Defence	F	Forward	GP	Number of games played	No.	Jersey number
Pos.	Position	+	Positive participation	-	Negative participation	+/-	Plus/minus net



Most Penalised Players

As of MON 6 FEB 2017

Including Game #16

(Ranked by highest PIM / lowest GP)

Rank	Name	No.	Team	Pos.	GP	PIM	2	5	10	GM	MP	PAVG
1	HUTCHINSON Sarah Kate	3	GBR	D	5	35	5	1	0	1	0	7:00
2	SHIBANOVA Anna	70	RUS	D	4	18	4	0	1	0	0	4:30
3	LARAMeE Maude	3	CAN	D	5	12	6	0	0	0	0	2:24
3	LIKHAUS Tatyana	13	KAZ	D	5	12	6	0	0	0	0	2:24
5	SENDEN Rebecca	2	USA	D	4	10	5	0	0	0	0	2:30
6	DUNNE Cassandra	4	USA	D	4	8	4	0	0	0	0	2:00
6	GONCHARENKO Angelina	2	RUS	D	4	8	4	0	0	0	0	2:00
6	PIROGOVA Nina	13	RUS	D	4	8	4	0	0	0	0	2:00
6	WORTHINGTON Hannah Carol	9	GBR	F	4	8	4	0	0	0	0	2:00
10	BROWNE Judith Eileen	10	GBR	F	5	8	4	0	0	0	0	1:36
10	IAZZOLINO Brianna Marie	21	CAN	D	5	8	4	0	0	0	0	1:36
10	KHAMIMULDINOVA Azhar	6	KAZ	D	5	8	4	0	0	0	0	1:36
10	OLZHABAYEVA Aida	22	KAZ	D	5	8	4	0	0	0	0	1:36
14	ASH Kathleen	21	USA	F	4	6	3	0	0	0	0	1:30
14	OTA Ai	10	JPN	F	4	6	3	0	0	0	0	1:30
14	SHOKHINA Anna	97	RUS	F	4	6	3	0	0	0	0	1:30
14	SONODA Ayumi	6	JPN	D	4	6	3	0	0	0	0	1:30
14	SUGIMOTO Natsumi	4	JPN	D	4	6	3	0	0	0	0	1:30
14	SUGISAWA Nene	22	JPN	F	4	6	3	0	0	0	0	1:30
14	VAFINA Alexandra	9	RUS	F	4	6	3	0	0	0	0	1:30
21	ADAMS Louise	12	GBR	F	5	6	3	0	0	0	0	1:12
21	LARSON Alexis Marie Larson	2	CAN	D	5	6	3	0	0	0	0	1:12
21	RATHBONE Megan Jade	14	GBR	D	5	6	3	0	0	0	0	1:12
21	THORNTON Abbie Coral	19	GBR	F	5	6	3	0	0	0	0	1:12
25	ANDERSON Jordan	23	USA	F	4	4	2	0	0	0	0	1:00
25	BELIAKOVA Liudmila	10	RUS	F	4	4	2	0	0	0	0	1:00
25	BROWN Alexandra	24	USA	D	4	4	2	0	0	0	0	1:00
25	DERGACHEVA Elena	59	RUS	F	4	4	2	0	0	0	0	1:00
25	KAWASHIMA Yukiko	5	JPN	D	4	4	2	0	0	0	0	1:00
25	LANZILLI Brittani	11	USA	F	4	4	2	0	0	0	0	1:00
25	MATTHEWS Nicole	3	USA	D	4	4	2	0	0	0	0	1:00
25	MYERS Kendra	19	USA	F	4	4	2	0	0	0	0	1:00
25	SAKAMOTO Mayo	27	JPN	F	4	4	2	0	0	0	0	1:00
25	SOSINA Olga	18	RUS	F	4	4	2	0	0	0	0	1:00
25	TWOHIG Livia	26	USA	F	4	4	2	0	0	0	0	1:00
25	VISALLI Alyssa	14	USA	F	4	4	2	0	0	0	0	1:00
25	WOLSMANN Madeline	22	USA	F	4	4	2	0	0	0	0	1:00

Legend:

2	Two (2) minute penalties	5	Five (5) minute penalties	10	Ten (10) minute penalties
D	Defence	F	Forward	GM	Game misconducts
GP	Games played	MP	Match penalties	No.	Jersey number
PAVG	PIM (average) per game	PIM	Penalties in minutes	Pos.	Position



Medallists

As of MON 6 FEB 2017

GOLD	SILVER	BRONZE
RUS - Russian Federation	CAN - Canada	USA - United States of America
1 TARAKANOVA Valeriya	1 SLUYS Stephanie Michelle	2 SENDEN Rebecca
2 GONCHARENKO Angelina	2 LARSON Alexis Marie Larson	3 MATTHEWS Nicole
7 MITROFANOVA Elina	3 LARAMeE Maude	4 DUNNE Cassandra
9 VAFINA Alexandra	4 ODDY Daley Anne	8 JAECKLE Kelsey
10 BELYAKOVA Liudmila	6 MURRAY Kelly	10 BOOTH Rachael
11 GANEEVA Liana	7 RIEDER Erica Lynn	11 LANZILLI Brittani
12 LOBOVA Ekaterina	8 GRIBBONS Kelly Kristin	12 RUSHING Jessica
13 PIROGOVA Nina	9 LABELLE Alexandra	14 VISALLI Alyssa
18 SOSINA Olga	10 WILLOUGHBY Kaitlin Jade	16 LEVASSEUR Brittany
22 BATALOVA Mariia	11 APPERSON Kelty Eileen Long	17 ODEN Lyndsay
24 MALIAVKO Lidiia	13 GAVELIN Kylie Dawn	18 CAMP Sabrena
27 KADIROVA Fanuza	14 SHARMAN Alanna Nicole	19 MYERS Kendra
43 VOVRUSHKO Aleksandra	15 MAGWOOD Jaycee Lee	20 MACARTHUR Leah
59 DERGACHEVA Elena	16 POZNIKOFF Alexandra Isabella	21 ASH Kathleen
68 SHTAREVA Alevtina	18 MARRIOTT Rachel	22 WOLSMANN Madeline
69 SOROKINA Maria	19 DUBOIS Catherine	23 ANDERSON Jordan
70 SHIBANOVA Anna	20 BOUCHARD Melodie	24 BROWN Alexandra
76 NIKOLAEVA Ekaterina	21 IAZZOLINO Brianna Marie	25 AUGUSTINE Katelyn
77 DYUBANOK Inna	22 BAILEY Katherine Louise	26 TWOHIG Livia
88 PODKAMENNAIA Elena	25 GOSLING Katelyn Elizabeth Anne	30 GREENE Amber
92 MOROZOVA Nadezhda	26 CORMIER Jessica	31 ALLEN Lauren
94 DYUPINA Evgenia	30 LAMENTA Valerie	
97 SHOKHINA Anna		



Tournament Progress

As of MON 6 FEB 2017

Game	Round	Date	Time	Teams	Results	1	2	3	OT	GWS	Venue
11	SF	SAT 4	FEB 16:30	CAN - USA	8 - 1	3 - 0	2 - 1	3 - 0			Baluan Sholak: Ice Hockey Arena
12	SF	SAT 4	FEB 20:00	RUS - CHN	10 - 1	7 - 0	3 - 1	0 - 0			Baluan Sholak: Ice Hockey Arena
15	BMG	MON 6	FEB 16:30	CHN - USA	0 - 3	0 - 0	0 - 0	0 - 3			Baluan Sholak: Ice Hockey Arena
16	GMG	MON 6	FEB 20:00	CAN - RUS	1 - 4	0 - 2	1 - 1	0 - 1			Baluan Sholak: Ice Hockey Arena

Semifinals		Finals	
CAN	8	CAN	1
USA	1	RUS	4
RUS	10	CHN	0
CHN	1	USA	3

Game #11: CAN 8 - USA 1 (FEB 4 16:30)
 Game #12: RUS 10 - CHN 1 (FEB 4 20:00)
 Game #16: CAN 1 - RUS 4 (FEB 6 20:00) Gold Medal Game
 Game #15: CHN 0 - USA 3 (FEB 6 16:30) Bronze Medal Game

Final Ranking

- Gold Russian Federation
- Silver Canada
- Bronze United States of America
- 4 People's Republic of China
- 5 Japan
- 6 Kazakhstan
- United Kingdom of
- 7 Great Britain and Northern Ireland

Legend:							
1	1st period	2	2nd period	3	3rd period	BMG	Bronze Medal Game
Cx-y	Classification Game	GMG	Gold Medal Game	GWS	Game Winning Shot	OT	Overtime
QF	Quarterfinals	SF	Semifinals				



Line-Ups

CHN - USA

Referees

NURMI Anniina (FIN) , STAPLETON Michelle (CAN)

Linesmen

BERESFORD Lorna (GBR) , SHESTAKOVA Oksana (KAZ)

Goalkeepers

Team: CHN

No. Name

1 HE Siye
24 WANG Yuqing

Team Line-ups

Team: CHN (blue)

No. Pos. Name

13	D	ZHAO Qinan
21	D	LIU Siyang
7	F	ZHANG Mengying +C
15	F	KONG Minghui
23	F	FANG Xin +A
8	D	DENG Di +A
18	D	WEN Lu
5	F	TIAN Naiyuan
11	F	LU Shuang
19	F	HE Xin
2	D	XIAO Jinqiu
10	F	JU Jingwen
14	F	GUAN Yingying
16	F	JIANG Bowen
17	F	LYU Yue
12	D	WANG Wenzhuo
3	F	WANG Ruixi
4	F	DU Jiayao

Head Coach: GUAN Xiaobo

NOT DRESSED:

20 GK JIANG Yue

Team: USA

No. Name

30 GREENE Amber
31 ALLEN Lauren

Team: USA (white)

No. Pos. Name

4	D	DUNNE Cassandra +C
8	F	JAECKLE Kelsey
12	F	RUSHING Jessica +A
14	F	VISALLI Alyssa
23	F	ANDERSON Jordan
2	D	SENDEN Rebecca
3	D	MATTHEWS Nicole
10	F	BOOTH Rachael
19	F	MYERS Kendra
20	F	MACARTHUR Leah
18	D	CAMP Sabrena
24	D	BROWN Alexandra
21	F	ASH Kathleen
22	F	WOLSMANN Madeline
25	F	AUGUSTINE Katelyn +A
11	F	LANZILLI Brittani
16	F	LEVASSEUR Brittany
17	F	ODEN Lyndsay
26	F	TWOHIG Livia

Head Coach: LOONEY Shelley

Legend:

D	Defence	F	Forward	No.	Jersey number	Pos.	Position
+A	Assistant captain	+C	Captain				



Game Summary

CHN - USA 0 - 3 (0 - 0 , 0 - 0 , 0 - 3)

Spectators	Referees	Linesmen
1793	NURMI Anniina (FIN) , STAPLETON Michelle (CAN)	BERESFORD Lorna (GBR) , SHESTAKOVA Oksana (KAZ)

Team Statistics

Period	Score	SVS	SOG	PIM	TPP	PPG	SHG
1	0 : 0	7 : 7	7 : 7	0 : 8	06:22 : 00:00	0 : 0	0 : 0
2	0 : 0	14 : 15	15 : 14	4 : 0	01:38 : 04:00	0 : 0	0 : 0
3	0 : 3	12 : 6	6 : 15	2 : 0	00:00 : 02:00	0 : 0	0 : 0
Total	0 : 3	33 : 28	28 : 36	6 : 8	08:00 : 06:00	0 : 0	0 : 0

1st Period

Action	Time	ET/Res	Team	Type	No.	Name	(G) Name of Assistant(s) / Action Description
GK	00:00		CHN		1	HE S	- Goalkeeper in
GK	00:00		USA		30	GREENE A	- Goalkeeper in
Penalty	00:42	02:42	USA	2 min.	19	MYERS K	- Tripping
Penalty	11:51	13:51	USA	2 min.	26	TWOHIG L	- High Sticking
Penalty	14:28	16:28	USA	2 min.	2	SENDEN R	- Slashing
Penalty	19:38	21:38	USA	2 min.	22	WOLSMANN M	- Tripping

2nd Period

Action	Time	ET/Res	Team	Type	No.	Name	(G) Name of Assistant(s) / Action Description
Penalty	26:57	28:57	CHN	2 min.	10	JU J	- Hooking
Penalty	29:45	31:45	CHN	2 min.	13	ZHAO Q	- Tripping

3rd Period

Action	Time	ET/Res	Team	Type	No.	Name	(G) Name of Assistant(s) / Action Description
Goal	41:24	0 : 1	USA	EQ	19	MYERS K	(3) 3 MATTHEWS N On Ice CHN 1 5 7 8 11 18 10 BOOTH R USA 30 2 3 10 19 20
Goal	44:30	0 : 2	USA	EQ	20	MACARTHUR L	(2) 23 ANDERSON J On Ice CHN 1 5 7 11 13 21 3 MATTHEWS N USA 30 2 3 12 20 23
Time-out	44:30		CHN				
Goal	48:19	0 : 3	USA	EQ	22	WOLSMANN M	(1) 14 VISALLI A On Ice CHN 1 5 7 8 11 13 USA 30 4 8 22 24 25
Penalty	58:00	60:00	CHN	2 min.	15	KONG M	- High Sticking
GK	60:00		CHN				1 HE S - Goalkeeper out
GK	60:00		USA				30 GREENE A - Goalkeeper out

Goalkeeper Records

Team : CHN - People's Republic of China

Team : USA - United States of America

No.	Name	SOG	SVS	MIP	No.	Name	SOG	SVS	MIP
1	HE Siye	36	33	60:00	30	GREENE Amber	28	28	60:00
24	WANG Yuqing				31	ALLEN Lauren			

Game Statistics

Team : CHN (white)

Head Coach : GUAN Xiaobo

No.	Pos.	Name								Shots on Goal					+/-	
			G	A	P	PIM	FO+	FO-	FO+/-	FO%	1	2	3	OT		TS
7	F	ZHANG Mengying +C	0	0	0	0	2	9	-7	18.18	0	1	0		1	-3
13	D	ZHAO Qinan	0	0	0	2	0	0	0	0.00	1	0	0		1	-2
15	F	KONG Minghui	0	0	0	2	0	0	0	0.00	0	2	2		4	0
21	D	LIU Siyang	0	0	0	0	0	0	0	0.00	1	1	0		2	-1
23	F	FANG Xin +A	0	0	0	0	4	3	1	57.14	1	1	0		2	0
5	F	TIAN Naiyuan	0	0	0	0	0	0	0	0.00	1	1	0		2	-3
8	D	DENG Di +A	0	0	0	0	0	0	0	0.00	0	0	0		0	-2



Head Coach : GUAN Xiaobo

No.	Pos.	Name	G	A	P	PIM	FO+	FO-	FO+/-	FO%	Shots on Goal				TS	+/-
											1	2	3	OT		
11	F	LU Shuang	0	0	0	0	0	1	-1	0.00	0	1	2	3	-3	
18	D	WEN Lu	0	0	0	0	0	0	0	0.00	0	0	0	0	-1	
19	F	HE Xin	0	0	0	0	6	16	-10	27.27	1	4	1	6	0	
2	D	XIAO Jinqiu	0	0	0	0	0	0	0	0.00	0	1	0	1	0	
10	F	JU Jingwen	0	0	0	2	0	0	0	0.00	0	1	0	1	0	
14	F	GUAN Yingying	0	0	0	0	3	3	0	50.00	1	0	0	1	0	
16	F	JIANG Bowen	0	0	0	0	0	0	0	0.00	1	0	0	1	0	
17	F	LYU Yue	0	0	0	0	0	1	-1	0.00	0	2	1	3	0	
3	F	WANG Ruixi	0	0	0	0	0	0	0	0.00	0	0	0	0	0	
4	F	DU Jiayao	0	0	0	0	0	0	0	0.00	0	0	0	0	0	
12	D	WANG Wenzhuo	0	0	0	0	0	0	0	0.00	0	0	0	0	0	
1	GK	HE Siye	0	0	0	0	0	0	0	0.00	0	0	0	0	0	
24	GK	WANG Yuqing	0	0	0	0	0	0	0	0.00	0	0	0	0	0	
Total			0	0	0	6	15	33	-18	31.25	7	15	6	28		

Team : USA (blue)

Head Coach : LOONEY Shelley

No.	Pos.	Name	G	A	P	PIM	FO+	FO-	FO+/-	FO%	Shots on Goal				TS	+/-
											1	2	3	OT		
4	D	DUNNE Cassandra +C	0	0	0	0	0	0	0	0.00	0	0	0	0	+1	
8	F	JAECKLE Kelsey	0	0	0	0	0	0	0	0.00	0	0	0	0	+1	
12	F	RUSHING Jessica +A	0	0	0	0	0	0	0	0.00	0	0	0	0	+1	
14	F	VISALLI Alyssa	0	1	1	0	13	3	10	81.25	0	1	2	3	0	
23	F	ANDERSON Jordan	0	1	1	0	2	0	2	100.00	0	0	0	0	+1	
2	D	SENDEN Rebecca	0	0	0	2	0	0	0	0.00	0	2	1	3	+2	
3	D	MATTHEWS Nicole	0	2	2	0	0	0	0	0.00	1	1	0	2	+2	
10	F	BOOTH Rachael	0	1	1	0	0	0	0	0.00	2	1	1	4	+1	
19	F	MYERS Kendra	1	0	1	2	1	1	0	50.00	0	1	1	2	+1	
20	F	MACARTHUR Leah	1	0	1	0	5	5	0	50.00	0	0	1	1	+2	
18	D	CAMP Sabrena	0	0	0	0	0	0	0	0.00	0	0	1	1	0	
21	F	ASH Kathleen	0	0	0	0	0	0	0	0.00	2	4	4	10	0	
22	F	WOLSMANN Madeline	1	0	1	2	0	0	0	0.00	1	2	2	5	+1	
24	D	BROWN Alexandra	0	0	0	0	0	0	0	0.00	0	1	0	1	+1	
25	F	AUGUSTINE Katelyn +A	0	0	0	0	8	6	2	57.14	0	0	0	0	+1	
11	F	LANZILLI Brittani	0	0	0	0	2	0	2	100.00	0	1	1	2	0	
16	F	LEVASSEUR Brittany	0	0	0	0	0	0	0	0.00	0	0	1	1	0	
17	F	ODEN Lyndsay	0	0	0	0	0	0	0	0.00	1	0	0	1	0	
26	F	TWOHIG Livia	0	0	0	2	2	0	2	100.00	0	0	0	0	0	
30	GK	GREENE Amber	0	0	0	0	0	0	0	0.00	0	0	0	0	0	
31	GK	ALLEN Lauren	0	0	0	0	0	0	0	0.00	0	0	0	0	0	
Total			3	5	8	8	33	15	18	68.75	7	14	15	36		

Legend:

(G) Goals in tournament	+/- Plus/minus net	+A Assistant captain	+C Captain
A Assists	D Defence	EQ Equal strength	ET/Res Penalty end time/Result of game
F Forward	FO- Face-offs lost	FO% Face-offs won as percentage	FO+ Face-offs won
FO+/- Face-offs net	G Goals	GK Goalkeeper	MIP Minutes in play (GK)
No. Jersey number	OT Overtime	P Points	PIM Penalties in minutes
Pos. Position	PPG Power play goals	SHG Shorthanded goals	SOG Shots on goal
SVS Saves	TPP Time on power play	TS Total shots	



Line-Ups

CAN - RUS

Referees

COOKE Kelly Elizabeth (USA) , RAABYE FUCHSEL Maria (DEN)

Linesmen

JOHANSSON Julia Annie Greta (SWE) , MOORE Kristin (USA)

Goalkeepers

Team: CAN

No. Name

30 LAMENTA Valerie
1 SLUYS Stephanie Michelle

Team Line-ups

Team: CAN (red)

No. Pos. Name

21	D	IAZZOLINO Brianna Marie
10	F	WILLOUGHBY Kaitlin Jade +A
14	F	SHARMAN Alanna Nicole
20	F	BOUCHARD Melodie
25	F	GOSLING Katelyn Elizabeth Anne +C
7	D	RIEDER Erica Lynn
22	D	BAILEY Katherine Louise
9	F	LABELLE Alexandra
16	F	POZNIKOFF Alexandra Isabella
26	F	CORMIER Jessica +A
2	D	LARSON Alexis Marie Larson
3	D	LARAMeE Maude
11	F	APPERSON Kely Eileen Long
15	F	MAGWOOD Jaycee Lee
19	F	DUBOIS Catherine
6	D	MURRAY Kelly
4	F	ODDY Daley Anne
8	F	GRIBBONS Kelly Kristin
13	F	GAVELIN Kylie Dawn
18	F	MARRIOTT Rachel

Head Coach: FLANAGAN Rachel Nicole

Team: RUS

No. Name

69 SOROKINA Maria
1 TARAKANOVA Valeriya

Team: RUS (white)

No. Pos. Name

2	D	GONCHARENKO Angelina
13	D	PIROGOVA Nina
59	F	DERGACHEVA Elena +A
68	F	SHTAREVA Alevtina
97	F	SHOKHINA Anna
22	D	BATALOVA Mariia
70	D	SHIBANOVA Anna +A
9	F	VAFINA Alexandra
10	F	BELYAKOVA Liudmila
18	F	SOSINA Olga +C
12	D	LOBOVA Ekaterina
24	F	MALIAVKO Lidia
27	F	KADIROVA Fanuza
77	F	DYUBANOK Inna
94	F	DYUPINA Evgenia
11	D	GANEEVA Liana
76	D	NIKOLAEVA Ekaterina
7	F	MITROFANOVA Elina
43	F	VOVRUSHKO Aleksandra
88	F	PODKAMENNAIA Elena

Head Coach: CHISTYAKOV ALEXEY

NOT DRESSED:

92 GK MOROZOVA Nadezhda

Legend:

D	Defence	F	Forward	No.	Jersey number	Pos.	Position
+A	Assistant captain	+C	Captain				



Almaty 2017
28th WINTER UNIVERSIADE



Game Summary

CAN - RUS 1 - 4 (0 - 2 , 1 - 1 , 0 - 1)

Spectators	Referees	Linesmen
4497	COOKE Kelly Elizabeth (USA) , RAABYE FUCHSEL Maria (DEN)	JOHANSSON Julia Annie Greta (SWE) , MOORE Kristin (USA)

Team Statistics

Period	Score	SVS	SOG	PIM	TPP	PPG	SHG
1	0 : 2	14 : 6	6 : 16	4 : 6	04:22 : 03:22	0 : 1	0 : 0
2	1 : 1	12 : 12	13 : 13	4 : 10	03:38 : 02:03	0 : 0	0 : 0
3	0 : 1	6 : 7	7 : 7	4 : 24	09:35 : 01:06	0 : 1	0 : 0
Total	1 : 4	32 : 25	26 : 36	12 : 40	17:35 : 06:31	0 : 2	0 : 0

1st Period

Action	Time	ET/Res	Team	Type	No.	Name	(G)	Name of Assistant(s) / Action Description
GK	00:00		CAN		30	LAMENTA V		- Goalkeeper in
GK	00:00		RUS		69	SOROKINA M		- Goalkeeper in
Penalty	02:26	04:26	RUS	2 min.	2	GONCHARENKO A		- Hooking
Penalty	05:48	07:48	RUS	2 min.	2	GONCHARENKO A		- Hooking
Penalty	06:10	08:10	RUS	2 min.	69	SOROKINA M		- Interference / Served by: 24 MALIAVKO L
Penalty	10:23	11:45	CAN	2 min.	3	LARAMEE M		- Interference
Goal	11:45	0 : 1	RUS	PP1	18	SOSINA O	(6)	10 BELYAKOVA L On Ice CAN 30 2 6 8 18 RUS 69 9 10 18 22 70 *
Penalty	15:52	17:52	CAN	2 min.	21	IAZZOLINO BM		- Holding an opponent
Goal	18:23	0 : 2	RUS	EQ	10	BELYAKOVA L	(1)	18 SOSINA O On Ice CAN 30 4 6 20 25 26 12 LOBOVA E RUS 69 10 12 18 24 77

2nd Period

Action	Time	ET/Res	Team	Type	No.	Name	(G)	Name of Assistant(s) / Action Description
Penalty	26:58	28:58	CAN	2 min.	3	LARAMEE M		- Holding an opponent
Penalty	27:28	29:28	RUS	2 min.	2	GONCHARENKO A		- Tripping
Penalty	29:01	31:01	CAN	2 min.	21	IAZZOLINO BM		- Interference
Goal	31:12	1 : 2	CAN	EQ	11	APPERSON KEL	(3)	15 MAGWOOD JL On Ice CAN 30 7 11 15 19 22 RUS 69 11 24 27 77 94
Goal	35:55	1 : 3	RUS	EQ	18	SOSINA O	(7)	On Ice CAN 30 7 9 16 22 26 RUS 69 9 10 18 22 70
Penalty	36:25	38:25	RUS	2 min.	12	LOBOVA E		- Illegal Hit
Penalty	37:38	39:38	RUS	2 min.	9	VAFINA A		- Hooking
Penalty	38:14	40:25	RUS	2 min.	18	SOSINA O		- Illegal Hit / start serving at 38:25
Penalty	39:59	41:59	RUS	2 min.	2	GONCHARENKO A		- Illegal Hit

3rd Period

Action	Time	ET/Res	Team	Type	No.	Name	(G)	Name of Assistant(s) / Action Description
Penalty	41:23	43:23	RUS	2 min.	59	DERGACHEVA E		- Hooking
Penalty	44:40	46:40	RUS	2 min.	97	SHOKHINA A		- Interference
Penalty	44:40	48:40	RUS	2 min.	97	SHOKHINA A		- Roughing / start serving at 46:40
Penalty	45:41	47:41	RUS	2 min.	13	PIROGOVA N		- Cross-Checking
Penalty	50:02	51:08	CAN	2 min.	3	LARAMEE M		- Tripping
Goal	51:08	1 : 4	RUS	PP1	68	SHTAREVA A	(4)	59 DERGACHEVA E On Ice CAN 30 6 8 18 22 97 SHOKHINA A RUS 69 13 27 59 68 97 *
Penalty	55:38	57:38	RUS	2 min.	13	PIROGOVA N		- Illegal Hit
Penalty	55:50	57:50	CAN	2 min.	6	MURRAY K		- Illegal Hit
Penalty	57:20	59:20	RUS	2 min.	70	SHIBANOVA A		- High Sticking
Time-out	57:20		RUS					
Penalty	57:20	59:20	RUS	2 min.	43	VOVRUSHKO A		- High Sticking
Penalty	57:20	60:00	RUS	10 min.	70	SHIBANOVA A		- Abuse of Officials / start serving at 59:20
GK	57:20		CAN					30 LAMENTA V - Goalkeeper out
Time-out	58:01		CAN					
GK	60:00		RUS					69 SOROKINA M - Goalkeeper out



Goalkeeper Records

Team : CAN - Canada

No.	Name	SOG	SVS	MIP
30	LAMENTA Valerie	36	32	57:20
1	SLUYS Stephanie Michelle			

Team : RUS - Russian Federation

No.	Name	SOG	SVS	MIP
69	SOROKINA Maria	26	25	60:00
1	TARAKANOVA Valeriya			

Game Statistics

Team : CAN (red)

Head Coach : FLANAGAN Rachel Nicole

No.	Pos.	Name	G	A	P	PIM	FO+	FO-	FO+/-	FO%	Shots on Goal				TS	+/-
											1	2	3	OT		
10	F	WILLOUGHBY Kaitlin Jade +A	0	0	0	0	2	3	-1	40.00	0	1	0		1	0
14	F	SHARMAN Alanna Nicole	0	0	0	0	0	0	0	0.00	1	1	1		3	0
20	F	BOUCHARD Melodie	0	0	0	0	3	11	-8	21.43	0	2	0		2	-1
21	D	IAZZOLINO Brianna Marie	0	0	0	4	0	0	0	0.00	0	0	0		0	0
25	F	GOSLING Katelyn Elizabeth Anne +C	0	0	0	0	0	0	0	0.00	0	0	1		1	-1
7	D	RIEDER Erica Lynn	0	0	0	0	0	0	0	0.00	0	0	0		0	0
9	F	LABELLE Alexandra	0	0	0	0	13	6	7	68.42	0	0	0		0	-1
16	F	POZNIKOFF Alexandra Isabella	0	0	0	0	0	0	0	0.00	0	1	0		1	-1
22	D	BAILEY Katherine Louise	0	0	0	0	0	0	0	0.00	1	0	1		2	0
26	F	CORMIER Jessica +A	0	0	0	0	0	0	0	0.00	0	1	0		1	-2
2	D	LARSON Alexis Marie Larson	0	0	0	0	0	0	0	0.00	0	1	0		1	0
3	D	LARAMeE Maude	0	0	0	6	0	0	0	0.00	1	0	2		3	0
11	F	APPERSON Kelly Eileen Long	1	0	1	0	0	0	0	0.00	0	1	0		1	+1
15	F	MAGWOOD Jaycee Lee	0	1	1	0	0	1	-1	0.00	2	1	0		3	+1
19	F	DUBOIS Catherine	0	0	0	0	13	9	4	59.09	0	1	0		1	+1
4	F	ODDY Daley Anne	0	0	0	0	1	2	-1	33.33	1	2	1		4	-1
6	D	MURRAY Kelly	0	0	0	2	0	0	0	0.00	0	1	0		1	-1
8	F	GRIBBONS Kelly Kristin	0	0	0	0	4	4	0	50.00	0	0	0		0	0
13	F	GAVELIN Kylie Dawn	0	0	0	0	1	0	1	100.00	0	0	0		0	0
18	F	MARRIOTT Rachel	0	0	0	0	0	0	0	0.00	0	0	1		1	0
1	GK	SLUYS Stephanie Michelle	0	0	0	0					0	0	0		0	
30	GK	LAMENTA Valerie	0	0	0	0					0	0	0		0	
Total			1	1	2	12	37	36	1	50.68	6	13	7		26	

Team : RUS (white)

Head Coach : CHISTYAKOV ALEXEY

No.	Pos.	Name	G	A	P	PIM	FO+	FO-	FO+/-	FO%	Shots on Goal				TS	+/-
											1	2	3	OT		
2	D	GONCHARENKO Angelina	0	0	0	8	0	0	0	0.00	1	3	1		5	0
13	D	PIROGOVA Nina	0	0	0	4	0	0	0	0.00	1	0	0		1	0
59	F	DERGACHEVA Elena +A	0	1	1	2	15	10	5	60.00	0	1	0		1	0
68	F	SHTAREVA Alevtina	1	0	1	0	0	0	0	0.00	1	2	4		7	0
97	F	SHOKHINA Anna	0	1	1	4	1	4	-3	20.00	2	1	1		4	0
9	F	VAFINA Alexandra	0	0	0	2	0	4	-4	0.00	1	1	0		2	+1
10	F	BELYAKOVA Liudmila	1	1	2	0	8	6	2	57.14	3	1	0		4	+2
18	F	SOSINA Olga +C	2	1	3	2	4	6	-2	40.00	5	1	0		6	+2
22	D	BATALOVA Mariia	0	0	0	0	0	0	0	0.00	0	2	0		2	+1
70	D	SHIBANOVA Anna +A	0	0	0	12	0	0	0	0.00	0	1	0		1	+1
12	D	LOBOVA Ekaterina	0	1	1	2	0	0	0	0.00	0	0	0		0	+1
24	F	MALIAVKO Lidia	0	0	0	0	0	4	-4	0.00	1	0	0		1	0
27	F	KADIROVA Fanuza	0	0	0	0	0	0	0	0.00	0	0	1		1	-1
77	F	DYUBANOK Inna	0	0	0	0	0	0	0	0.00	0	0	0		0	0
94	F	DYUPINA Evgenia	0	0	0	0	8	3	5	72.73	1	0	0		1	-1
7	F	MITROFANOVA Elina	0	0	0	0	0	0	0	0.00	0	0	0		0	0
11	D	GANEEVA Liana	0	0	0	0	0	0	0	0.00	0	0	0		0	-1
43	F	VOVRUSHKO Aleksandra	0	0	0	2	0	0	0	0.00	0	0	0		0	0
76	D	NIKOLAEVA Ekaterina	0	0	0	0	0	0	0	0.00	0	0	0		0	0
88	F	PODKAMENNAIA Elena	0	0	0	0	0	0	0	0.00	0	0	0		0	0



Head Coach : CHISTYAKOV ALEXEY

No.	Pos.	Name	G	A	P	PIM	FO+	FO-	FO+/-	FO%	Shots on Goal					+/-
											1	2	3	OT	TS	
1	GK	TARAKANOVA Valeriya	0	0	0	0					0	0	0		0	
69	GK	SOROKINA Maria	0	0	0	2					0	0	0		0	
Total			4	5	9	40	36	37	-1	49.32	16	13	7		36	

Legend:							
(G)	Goals in tournament	*	does not count for Plus/minus	+/-	Plus/minus net	+A	Assistant captain
+C	Captain	A	Assists	D	Defence	EQ	Equal strength
ET/Res	Penalty end time/Result of game	F	Forward	FO-	Face-offs lost	FO%	Face-offs won as percentage
FO+	Face-offs won	FO+/-	Face-offs net	G	Goals	GK	Goalkeeper
MIP	Minutes in play (GK)	No.	Jersey number	OT	Overtime	P	Points
PIM	Penalties in minutes	Pos.	Position	PP1	Power play - 1 player	PPG	Power play goals
SHG	Shorthanded goals	SOG	Shots on goal	SVS	Saves	TPP	Time on power play
TS	Total shots						





Line-Ups

CAN - USA

Referees

BERGECLIFF Evy Maria Terese (SWE) , RAABYE FUCHSEL Maria (DEN)

Linesmen

BERESFORD Lorna (GBR) , FU Yue (CHN)

Goalkeepers

Team: CAN

No.	Name
-----	------

30	LAMENTA Valerie
1	SLUYS Stephanie Michelle

Team: USA

No.	Name
-----	------

31	ALLEN Lauren
30	GREENE Amber

Team Line-ups

Team: CAN (red)

No.	Pos.	Name
-----	------	------

21	D	IAZZOLINO Brianna Marie
10	F	WILLOUGHBY Kaitlin Jade +A
20	F	BOUCHARD Melodie
25	F	GOSLING Katelyn Elizabeth Anne +C
26	F	CORMIER Jessica
7	D	RIEDER Erica Lynn
22	D	BAILEY Katherine Louise
8	F	GRIBBONS Kelly Kristin
16	F	POZNIKOFF Alexandra Isabella
18	F	MARRIOTT Rachel
2	D	LARSON Alexis Marie Larson
6	D	MURRAY Kelly
11	F	APPERSON Keltly Eileen Long +A
15	F	MAGWOOD Jaycee Lee
19	F	DUBOIS Catherine
3	D	LARAMeE Maude
4	F	ODDY Daley Anne
9	F	LABELLE Alexandra
13	F	GAVELIN Kylie Dawn
14	F	SHARMAN Alanna Nicole

Head Coach: FLANAGAN Rachel Nicole

Team: USA (white)

No.	Pos.	Name
-----	------	------

4	D	DUNNE Cassandra +A
8	F	JAECKLE Kelsey
12	F	RUSHING Jessica +C
14	F	VISALLI Alyssa
23	F	ANDERSON Jordan
2	D	SENDEN Rebecca
3	D	MATTHEWS Nicole
21	F	ASH Kathleen
22	F	WOLSMANN Madeline
25	F	AUGUSTINE Katelyn +A
18	D	CAMP Sabrena
24	D	BROWN Alexandra
10	F	BOOTH Rachael
19	F	MYERS Kendra
20	F	MACARTHUR Leah
11	F	LANZILLI Brittani
16	F	LEVASSEUR Brittany
17	F	ODEN Lyndsay
26	F	TWOHIG Livia

Head Coach: LOONEY Shelley

Legend:							
D	Defence	F	Forward	No.	Jersey number	Pos.	Position
+A	Assistant captain	+C	Captain				





Game Summary

CAN - USA 8 - 1 (3 - 0 , 2 - 1 , 3 - 0)

Spectators	Referees	Linesmen
2424	BERGECLIFF Evy Maria Terese (SWE) , RAABYE FUCHSEL Maria (DEN)	BERESFORD Lorna (GBR) , FU Yue (CHN)

Team Statistics

Period	Score	SVS	SOG	PIM	TPP	PPG	SHG
1	3 : 0	2 : 20	23 : 2	2 : 6	05:12 : 02:00	1 : 0	0 : 0
2	2 : 1	3 : 19	21 : 4	4 : 10	07:46 : 04:00	2 : 0	0 : 1
3	3 : 0	6 : 11	14 : 6	6 : 2	00:00 : 03:53	0 : 0	0 : 0
Total	8 : 1	11 : 50	58 : 12	12 : 18	12:58 : 09:53	3 : 0	0 : 1

1st Period

Action	Time	ET/Res	Team	Type	No.	Name	(G) Name of Assistant(s) / Action Description
GK	00:00		CAN		30	LAMENTA V	- Goalkeeper in
GK	00:00		USA		31	ALLEN L	- Goalkeeper in
Penalty	01:05	03:05	CAN	2 min.	18	MARRIOTT R	- Hooking
Penalty	04:47	06:47	USA	2 min.	24	BROWN A	- Illegal Hit
Penalty	09:12	10:24	USA	2 min.	11	LANZILLI B	- Hooking
Goal	10:24	1 : 0	CAN	PP1	26	CORMIER J	(3) 25 GOSLING KEA On Ice CAN 30 10 20 21 25 26 * 21 IAZZOLINO BM USA 31 4 8 17 26
Penalty	12:00	14:00	USA	2 min.	3	MATTHEWS N	- Hooking
Goal	15:16	2 : 0	CAN	EQ	18	MARRIOTT R	(2) 16 POZNIKOFF AI On Ice CAN 30 13 16 18 21 25 13 GAVELIN KD USA 31 18 21 22 24 25
Goal	16:10	3 : 0	CAN	EQ	7	RIEDER EL	(1) 4 ODDY DA On Ice CAN 30 4 7 9 14 22 9 LABELLE A USA 31 2 3 12 14 23

2nd Period

Action	Time	ET/Res	Team	Type	No.	Name	(G) Name of Assistant(s) / Action Description
Penalty	21:02	23:02	CAN	2 min.	19	DUBOIS C	- Tripping
Penalty	25:08	27:08	USA	2 min.	23	ANDERSON J	- Tripping
Penalty	27:39	29:25	USA	2 min.	21	ASH K	- Tripping
Penalty	29:09	30:14	USA	2 min.	3	MATTHEWS N	- High Sticking
Penalty	29:09	31:25	USA	2 min.	2	SENDEN R	- Tripping / start serving at 29:25
Goal	29:25	4 : 0	CAN	PP2	19	DUBOIS C	(2) 22 BAILEY KL On Ice CAN 30 7 11 15 19 22 * 11 APPERSON KEL USA 31 2 8 26
Goal	30:14	5 : 0	CAN	PP2	9	LABELLE A	(7) 6 MURRAY K On Ice CAN 30 2 4 6 9 14 * 14 SHARMAN AN USA 31 17 23 26
Penalty	33:07	35:07	CAN	2 min.	16	POZNIKOFF AI	- Hooking
Penalty	36:10	38:10	USA	2 min.	4	DUNNE C	- Hooking
Goal	36:40	5 : 1	USA	SH1	2	SENDEN R	(1) 3 MATTHEWS N On Ice CAN 30 3 10 20 21 26 19 MYERS K USA 31 2 3 19 23

3rd Period

Action	Time	ET/Res	Team	Type	No.	Name	(G) Name of Assistant(s) / Action Description
Goal	43:26	6 : 1	CAN	EQ	10	WILLOUGHBY KJ	(1) 20 BOUCHARD M On Ice CAN 30 10 20 21 25 26 USA 31 2 3 10 19 20
Goal	46:07	7 : 1	CAN	EQ	9	LABELLE A	(8) 14 SHARMAN AN On Ice CAN 30 4 9 14 21 25 4 ODDY DA USA 31 4 8 21 22 25
Penalty	52:45	54:43	CAN	2 min.	2	LARSON AML	- Hooking / start serving at 52:43
Goal	55:57	8 : 1	CAN	EQ	9	LABELLE A	(9) 4 ODDY DA On Ice CAN 30 4 6 7 9 26 26 CORMIER J USA 31 4 12 14 23 24
Penalty	57:11	59:11	CAN	2 min.	3	LARAMEE M	- Tripping
Penalty	58:28	60:00	USA	2 min.	23	ANDERSON J	- Hooking
Penalty	58:35	60:00	CAN	2 min.	19	DUBOIS C	- Hooking
GK	60:00		CAN				30 LAMENTA V - Goalkeeper out
GK	60:00		USA				31 ALLEN L - Goalkeeper out



Goalkeeper Records

Team : CAN - Canada

Team : USA - United States of America

No.	Name	SOG	SVS	MIP
30	LAMENTA Valerie	12	11	60:00
1	SLUYS Stephanie Michelle			

No.	Name	SOG	SVS	MIP
31	ALLEN Lauren	58	50	60:00
30	GREENE Amber			

Game Statistics

Team : CAN (red)

Head Coach : FLANAGAN Rachel Nicole

No.	Pos.	Name	G	A	P	PIM	FO+	FO-	FO+/-	FO%	Shots on Goal				TS	+/-
											1	2	3	OT		
10	F	WILLOUGHBY Kaitlin Jade +A	1	0	1	0	4	1	3	80.00	3	2	1		6	0
20	F	BOUCHARD Melodie	0	1	1	0	2	6	-4	25.00	0	1	1		2	0
21	D	IAZZOLINO Brianna Marie	0	1	1	0	0	0	0	0.00	1	2	1		4	+2
25	F	GOSLING Katelyn Elizabeth Anne +C	0	1	1	0	0	0	0	0.00	1	2	0		3	+3
26	F	CORMIER Jessica	1	1	2	0	3	1	2	75.00	2	0	0		2	+1
7	D	RIEDER Erica Lynn	1	0	1	0	0	0	0	0.00	1	1	0		2	+2
8	F	GRIBBONS Kelly Kristin	0	0	0	0	8	2	6	80.00	0	0	0		0	0
16	F	POZNIKOFF Alexandra Isabella	0	1	1	2	0	0	0	0.00	1	1	0		2	+1
18	F	MARRIOTT Rachel	1	0	1	2	0	0	0	0.00	1	2	0		3	+1
22	D	BAILEY Katherine Louise	0	1	1	0	0	0	0	0.00	0	1	1		2	+1
2	D	LARSON Alexis Marie Larson	0	0	0	2	0	1	-1	0.00	1	0	1		2	0
6	D	MURRAY Kelly	0	1	1	0	0	0	0	0.00	0	0	0		0	+1
11	F	APPERSON Kelty Eileen Long +A	0	1	1	0	0	2	-2	0.00	2	0	1		3	0
15	F	MAGWOOD Jaycee Lee	0	0	0	0	1	0	1	100.00	1	1	0		2	0
19	F	DUBOIS Catherine	1	0	1	4	8	1	7	88.89	0	3	3		6	0
3	D	LARAMeE Maude	0	0	0	2	0	0	0	0.00	4	0	1		5	-1
4	F	ODDY Daley Anne	0	3	3	0	0	0	0	0.00	0	1	1		2	+3
9	F	LABELLE Alexandra	3	1	4	0	12	4	8	75.00	0	4	2		6	+3
13	F	GAVELIN Kylie Dawn	0	1	1	0	3	0	3	100.00	3	0	1		4	+1
14	F	SHARMAN Alanna Nicole	0	2	2	0	0	0	0	0.00	2	0	0		2	+2
1	GK	SLUYS Stephanie Michelle	0	0	0	0					0	0	0		0	
30	GK	LAMENTA Valerie	0	0	0	0					0	0	0		0	
Total			8	15	23	12	41	18	23	69.49	23	21	14		58	

Team : USA (white)

Head Coach : LOONEY Shelley

No.	Pos.	Name	G	A	P	PIM	FO+	FO-	FO+/-	FO%	Shots on Goal				TS	+/-
											1	2	3	OT		
4	D	DUNNE Cassandra +A	0	0	0	2	0	0	0	0.00	0	0	0		0	-2
8	F	JAECKLE Kelsey	0	0	0	0	0	0	0	0.00	0	0	0		0	-1
12	F	RUSHING Jessica +C	0	0	0	0	1	0	1	100.00	0	1	1		2	-2
14	F	VISALLI Alyssa	0	0	0	0	2	12	-10	14.29	0	0	0		0	-2
23	F	ANDERSON Jordan	0	0	0	4	0	1	-1	0.00	0	0	0		0	-1
2	D	SENDEN Rebecca	1	0	1	2	0	0	0	0.00	0	1	1		2	-1
3	D	MATTHEWS Nicole	0	1	1	4	0	0	0	0.00	0	0	0		0	-1
21	F	ASH Kathleen	0	0	0	2	0	0	0	0.00	1	0	1		2	-2
22	F	WOLSMANN Madeline	0	0	0	0	0	0	0	0.00	0	0	2		2	-2
25	F	AUGUSTINE Katelyn +A	0	0	0	0	4	14	-10	22.22	0	0	0		0	-2
10	F	BOOTH Rachael	0	0	0	0	0	0	0	0.00	1	0	0		1	-1
18	D	CAMP Sabrena	0	0	0	0	0	0	0	0.00	0	0	0		0	-1
19	F	MYERS Kendra	0	1	1	0	3	2	1	60.00	0	1	0		1	0
20	F	MACARTHUR Leah	0	0	0	0	2	6	-4	25.00	0	1	1		2	-1
24	D	BROWN Alexandra	0	0	0	2	0	0	0	0.00	0	0	0		0	-2
11	F	LANZILLI Brittani	0	0	0	2	1	3	-2	25.00	0	0	0		0	0
16	F	LEVASSEUR Brittany	0	0	0	0	0	0	0	0.00	0	0	0		0	0
17	F	ODEN Lyndsay	0	0	0	0	0	0	0	0.00	0	0	0		0	0
26	F	TWOHIG Livia	0	0	0	0	5	3	2	62.50	0	0	0		0	0
30	GK	GREENE Amber	0	0	0	0					0	0	0		0	



Head Coach : LOONEY Shelley

No.	Pos.	Name	G	A	P	PIM	FO+	FO-	FO+/-	FO%	Shots on Goal					+/-
											1	2	3	OT	TS	
31	GK	ALLEN Lauren	0	0	0	0					0	0	0		0	
Total			1	2	3	18	18	41	-23	30.51	2	4	6		12	

Legend:							
(G)	Goals in tournament	*	does not count for Plus/minus	+/-	Plus/minus net	+A	Assistant captain
+C	Captain	A	Assists	D	Defence	EQ	Equal strength
ET/Res	Penalty end time/Result of game	F	Forward	FO-	Face-offs lost	FO%	Face-offs won as percentage
FO+	Face-offs won	FO+/-	Face-offs net	G	Goals	GK	Goalkeeper
MIP	Minutes in play (GK)	No.	Jersey number	OT	Overtime	P	Points
PIM	Penalties in minutes	Pos.	Position	PP1	Power play - 1 player	PP2	Power play - 2 players
PPG	Power play goals	SH1	Shorthanded - 1 player	SHG	Shorthanded goals	SOG	Shots on goal
SVS	Saves	TPP	Time on power play	TS	Total shots		





Line-Ups

RUS - CHN

Referees

NURMI Anniina (FIN) , STAPLETON Michelle (CAN)

Linesmen

GUENETTE Jennifer (CAN) , MOORE Kristin (USA)

Goalkeepers

Team: RUS

No. Name

1 TARAKANOVA Valeriya
69 SOROKINA Maria

Team Line-ups

Team: RUS (white)

No. Pos. Name

2 D	GONCHARENKO Angelina
13 D	PIROGOVA Nina
59 F	DERGACHEVA Elena +A
68 F	SHTAREVA Alevtina
97 F	SHOKHINA Anna
22 D	BATALOVA Mariia
70 D	SHIBANOVA Anna +A
10 F	BELYAKOVA Liudmila
18 F	SOSINA Olga +C
27 F	KADIROVA Fanuza
12 D	LOBOVA Ekaterina
9 F	VAFINA Alexandra
24 F	MALIAVKO Lidiia
77 F	DYUBANOK Inna
94 F	DYUPINA Evgenia
11 D	GANEEVA Liana
7 F	MITROFANOVA Elina
43 F	VOVRUSHKO Aleksandra
88 F	PODKAMENNAIA Elena

Head Coach: CHISTYAKOV ALEXEY

NOT DRESSED:

76 D NIKOLAEVA Ekaterina
92 GK MOROZOVA Nadezhda

Team: CHN

No. Name

1 HE Siye
24 WANG Yuqing

Team: CHN (red)

No. Pos. Name

13 D	ZHAO Qinan
21 D	LIU Siyang
15 F	KONG Minghui
19 F	HE Xin
23 F	FANG Xin +A
18 D	WEN Lu
4 F	DU Jiayao
5 F	TIAN Naiyuan
7 F	ZHANG Mengying +C
11 F	LU Shuang
2 D	XIAO Jinqiu
10 F	JU Jingwen
14 F	GUAN Yingying
16 F	JIANG Bowen
17 F	LYU Yue
8 D	DENG Di +A
12 D	WANG Wenzhuo
3 F	WANG Ruixi

Head Coach: GUAN Xiaobo

NOT DRESSED:

20 GK JIANG Yue

Legend:

D	Defence	F	Forward	No.	Jersey number	Pos.	Position
+A	Assistant captain	+C	Captain				



Game Summary

RUS - CHN 10 - 1 (7 - 0, 3 - 1, 0 - 0)

Spectators	Referees	Linesmen
1907	NURMI Anniina (FIN) , STAPLETON Michelle (CAN)	GUENETTE Jennifer (CAN) , MOORE Kristin (USA)

Team Statistics

Period	Score	SVS	SOG	PIM	TPP	PPG	SHG
1	7 : 0	4 : 17	24 : 4	0 : 2	01:35 : 00:00	1 : 0	0 : 0
2	3 : 1	4 : 14	17 : 5	2 : 0	00:00 : 00:02	0 : 0	0 : 0
3	0 : 0	7 : 9	9 : 7	4 : 0	00:00 : 05:58	0 : 0	0 : 0
Total	10 : 1	15 : 40	50 : 16	6 : 2	01:35 : 06:00	1 : 0	0 : 0

1st Period

Action	Time	ET/Res	Team	Type	No.	Name	(G)	Name of Assistant(s) / Action Description
GK	00:00		RUS		1	TARAKANOVA V		- Goalkeeper in
GK	00:00		CHN		1	HE S		- Goalkeeper in
Goal	01:37	1 : 0	RUS	EQ	22	BATALOVA M	(1)	10 BELYAKOVA L On Ice RUS 1 10 18 22 27 70 CHN 1 4 5 7 11 18
Goal	02:43	2 : 0	RUS	EQ	68	SHTAREVA A	(2)	13 PIROGOVA N On Ice RUS 1 2 13 59 68 97 59 DERGACHEVA E CHN 1 13 15 18 19 23
Penalty	03:11	04:46	CHN	2 min.	4	DU J		- Tripping
Goal	04:46	3 : 0	RUS	PP1	59	DERGACHEVA E	(3)	97 SHOKHINA A On Ice RUS 1 2 13 59 68 97 CHN 1 5 7 11 18 *
GK	04:46		CHN		24	WANG Y		- Goalkeeper in
Goal	05:14	4 : 0	RUS	EQ	24	MALIAVKO L	(1)	94 DYUPINA E On Ice RUS 1 9 12 24 77 94 12 LOBOVA E CHN 24 12 15 19 21 23
Time-out	05:14		CHN					
Goal	07:14	5 : 0	RUS	EQ	18	SOSINA O	(5)	22 BATALOVA M On Ice RUS 1 10 18 22 27 70 70 SHIBANOVA A CHN 24 13 15 19 21 23
Goal	10:23	6 : 0	RUS	EQ	68	SHTAREVA A	(3)	59 DERGACHEVA E On Ice RUS 1 22 59 68 70 97 CHN 24 4 5 7 11 18
Goal	14:42	7 : 0	RUS	EQ	13	PIROGOVA N	(1)	97 SHOKHINA A On Ice RUS 1 2 13 59 68 97 59 DERGACHEVA E CHN 24 5 7 11 12 18

2nd Period

Action	Time	ET/Res	Team	Type	No.	Name	(G)	Name of Assistant(s) / Action Description
GK	20:00		CHN		1	HE S		- Goalkeeper in
Goal	22:07	7 : 1	CHN	EQ	14	GUAN Y	(1)	10 JU J On Ice RUS 1 9 12 24 77 94 CHN 1 2 10 14 16 17
Goal	30:18	8 : 1	RUS	EQ	27	KADIROVA F	(3)	22 BATALOVA M On Ice RUS 1 9 10 22 27 70 10 BELYAKOVA L CHN 1 2 13 15 19 23
Goal	33:01	9 : 1	RUS	EQ	97	SHOKHINA A	(3)	59 DERGACHEVA E On Ice RUS 1 22 59 68 70 97 22 BATALOVA M CHN 1 13 15 19 21 23
Goal	34:21	10 : 1	RUS	EQ	27	KADIROVA F	(4)	12 LOBOVA E On Ice RUS 1 2 9 10 12 27 10 BELYAKOVA L CHN 1 2 10 12 16 17
Penalty	39:58	41:58	RUS	2 min.	22	BATALOVA M		- High Sticking

3rd Period

Action	Time	ET/Res	Team	Type	No.	Name	(G)	Name of Assistant(s) / Action Description
GK	40:00		CHN		24	WANG Y		- Goalkeeper in
Penalty	46:35	48:35	RUS	2 min.	88	PODKAMENNAIA E		- Illegal Hit
Penalty	48:40	50:40	RUS	2 min.	13	PIROGOVA N		- Slashing
GK	54:04		RUS		69	SOROKINA M		- Goalkeeper in
GK	60:00		RUS					1 TARAKANOVA V - Goalkeeper out
GK	60:00		CHN					69 SOROKINA M - Goalkeeper out 24 WANG Y - Goalkeeper out



Goalkeeper Records

Team : RUS - Russian Federation

Team : CHN - People's Republic of China

No.	Name	SOG	SVS	MIP	No.	Name	SOG	SVS	MIP
1	TARAKANOVA Valeriya	13	12	54:04	24	WANG Yuqing	26	22	35:14
69	SOROKINA Maria	3	3	05:56	1	HE Siye	24	18	24:46

Game Statistics

Team : RUS (white)

Head Coach : CHISTYAKOV ALEXEY

No.	Pos.	Name	G	A	P	PIM	FO+	FO-	FO+/-	FO%	Shots on Goal				TS	+/-
											1	2	3	OT		
2	D	GONCHARENKO Angelina	0	0	0	0	0	0	0	0.00	1	0	2		3	+3
13	D	PIROGOVA Nina	1	1	2	2	0	0	0	0.00	3	3	0		6	+2
59	F	DERGACHEVA Elena +A	1	4	5	0	13	7	6	65.00	2	1	0		3	+4
68	F	SHTAREVA Alevtina	2	0	2	0	0	0	0	0.00	3	0	1		4	+4
97	F	SHOKHINA Anna	1	2	3	0	1	0	1	100.00	1	2	2		5	+4
10	F	BELYAKOVA Liudmila	0	3	3	0	9	2	7	81.82	2	2	0		4	+4
18	F	SOSINA Olga +C	1	0	1	0	0	0	0	0.00	1	0	0		1	+2
22	D	BATALOVA Mariia	1	3	4	2	0	0	0	0.00	1	1	1		3	+5
27	F	KADIROVA Fanuza	2	0	2	0	0	0	0	0.00	0	3	0		3	+4
70	D	SHIBANOVA Anna +A	0	1	1	0	0	0	0	0.00	1	1	0		2	+5
9	F	VAFINA Alexandra	0	0	0	0	1	0	1	100.00	0	1	1		2	+2
12	D	LOBOVA Ekaterina	0	2	2	0	0	0	0	0.00	0	1	0		1	+1
24	F	MALIAVKO Lidia	1	0	1	0	0	1	-1	0.00	3	1	1		5	0
77	F	DYUBANOK Inna	0	0	0	0	2	2	0	50.00	1	0	0		1	0
94	F	DYUPINA Evgenia	0	1	1	0	12	4	8	75.00	0	0	1		1	0
7	F	MITROFANOVA Elina	0	0	0	0	0	1	-1	0.00	2	1	0		3	0
11	D	GANEEVA Liana	0	0	0	0	0	0	0	0.00	0	0	0		0	0
43	F	VOVRUSHKO Aleksandra	0	0	0	0	5	1	4	83.33	0	0	0		0	0
88	F	PODKAMENNAIA Elena	0	0	0	2	4	0	4	100.00	3	0	0		3	0
1	GK	TARAKANOVA Valeriya	0	0	0	0					0	0	0		0	
69	GK	SOROKINA Maria	0	0	0	0					0	0	0		0	
Total			10	17	27	6	47	18	29	72.31	24	17	9		50	

Team : CHN (red)

Head Coach : GUAN Xiaobo

No.	Pos.	Name	G	A	P	PIM	FO+	FO-	FO+/-	FO%	Shots on Goal				TS	+/-
											1	2	3	OT		
13	D	ZHAO Qinan	0	0	0	0	0	0	0	0.00	0	0	0		0	-4
15	F	KONG Minghui	0	0	0	0	0	0	0	0.00	0	0	2		2	-5
19	F	HE Xin	0	0	0	0	8	13	-5	38.10	1	0	1		2	-5
21	D	LIU Siyang	0	0	0	0	0	0	0	0.00	0	0	0		0	-3
23	F	FANG Xin +A	0	0	0	0	3	5	-2	37.50	1	0	1		2	-5
4	F	DU Jiayao	0	0	0	2	0	0	0	0.00	0	0	0		0	-2
5	F	TIAN Naiyuan	0	0	0	0	0	1	-1	0.00	0	1	1		2	-3
7	F	ZHANG Mengying +C	0	0	0	0	4	16	-12	20.00	0	0	2		2	-3
11	F	LU Shuang	0	0	0	0	0	0	0	0.00	0	2	0		2	-3
18	D	WEN Lu	0	0	0	0	0	0	0	0.00	0	1	0		1	-4
2	D	XIAO Jinqiu	0	0	0	0	0	0	0	0.00	0	0	0		0	-1
10	F	JU Jingwen	0	1	1	0	0	0	0	0.00	1	0	0		1	0
14	F	GUAN Yingying	1	0	1	0	1	5	-4	16.67	0	1	0		1	+1
16	F	JIANG Bowen	0	0	0	0	0	0	0	0.00	0	0	0		0	0
17	F	LYU Yue	0	0	0	0	0	2	-2	0.00	1	0	0		1	0
3	F	WANG Ruixi	0	0	0	0	0	0	0	0.00	0	0	0		0	0
8	D	DENG Di +A	0	0	0	0	0	0	0	0.00	0	0	0		0	0
12	D	WANG Wenzhuo	0	0	0	0	2	5	-3	28.57	0	0	0		0	-3
1	GK	HE Siye	0	0	0	0					0	0	0		0	
24	GK	WANG Yuqing	0	0	0	0					0	0	0		0	



Head Coach : GUAN Xiaobo

No.	Pos.	Name	G	A	P	PIM	FO+	FO-	FO+/-	FO%	Shots on Goal					+/-
											1	2	3	OT	TS	
Total			1	1	2	2	18	47	-29	27.69	4	5	7	16		

Legend:							
(G)	Goals in tournament	*	does not count for Plus/minus	+/-	Plus/minus net	+A	Assistant captain
+C	Captain	A	Assists	D	Defence	EQ	Equal strength
ET/Res	Penalty end time/Result of game	F	Forward	FO-	Face-offs lost	FO%	Face-offs won as percentage
FO+	Face-offs won	FO+/-	Face-offs net	G	Goals	GK	Goalkeeper
MIP	Minutes in play (GK)	No.	Jersey number	OT	Overtime	P	Points
PIM	Penalties in minutes	Pos.	Position	PP1	Power play - 1 player	PPG	Power play goals
SHG	Shorthanded goals	SOG	Shots on goal	SVS	Saves	TPP	Time on power play
TS	Total shots						





Tournament Progress

As of MON 6 FEB 2017

Game	Group	Date	Time	Teams	Results	1	2	3	OT	PSS	Venue
10	FRI 3	FEB 20:00		JPN - KAZ	4 - 0	0 - 0	2 - 0	2 - 0			Baluan Sholak: Ice Hockey Arena
13	SUN 5	FEB 13:00		GBR - JPN	2 - 9	0 - 4	0 - 2	2 - 3			Baluan Sholak: Ice Hockey Arena
14	MON 6	FEB 13:00		KAZ - GBR	6 - 0	1 - 0	3 - 0	2 - 0			Baluan Sholak: Ice Hockey Arena

Rank (GR)	Team	GP	W	OTW	OTL	L	GDF	GF:GA	PTS
1	JPN	2	2	0	0	0	+11	13 : 2	6
2	KAZ	2	1	0	0	1	+2	6 : 4	3
3	GBR	2	0	0	0	2	-13	2 : 15	0

Note:

Rank within each group (GR) is based on points. For tie-break rules see 'Competition Format and Rules'.

Legend:

1	1st period	2	2nd period	3	3rd period	GA	Goals against	GDF	Goal difference
GF	Goals for	GP	Games played	GR	Group rank	L	Losses	OT	Overtime
OTL	Overtime loss	OTW	Overtime win	PSS	Penalty shot shootout	PTS	Points	W	Wins



Almaty 2017
28th WINTER UNIVERSIADE



Line-Ups

JPN - KAZ

Referees

COOKE Kelly Elizabeth (USA) , STEINBERG Olga (RUS)

Linesmen

GUENETTE Jennifer (CAN) , MOORE Kristin (USA)

Goalkeepers

Team: JPN

No. Name

1 YOSHIDA Amika
20 SAKASHITA Mifuyu

Team Line-ups

Team: JPN (black)

No. Pos. Name

4 D	SUGIMOTO Natsumi
5 D	KAWASHIMA Yukiko
10 F	OTA Ai
17 F	OTA Yukina +C
22 F	SUGISAWA Nene
6 D	SONODA Ayumi +A
7 D	HATTORI Nana
11 F	MIYAZAKI Chisato
13 F	TAKA Suzuka +A
27 F	SAKAMOTO Mayo
2 D	SOGABE Mitsuki
3 D	SASANO Fumika
9 F	SATO Ami
18 F	SAWADE Yui
24 F	MIZUNO Maika
23 D	IWASAKI Mayu
8 F	HOSOI Mizuki
12 F	MIURA Momoka
16 F	USHIKUBO Misato

Head Coach: TAKAHASHI Masayuki

NOT DRESSED:

14 F MORII Mai

Team: KAZ

No. Name

20 DMITRIYEVA Darya
25 GLAZKOVA Tatyana

Team: KAZ (white)

No. Pos. Name

15 D	NURGALIYEVA Galiya +C
22 D	OLZHABAYEVA Aida
5 F	ALDABERGENOVA Malika
12 F	RYSPEK Meruyert +A
14 F	ORLOVA Anastassiya
6 D	KHAMIMULDINOVA Azhar
13 D	LIKHAUS Tatyana
3 F	TURSYNOVA Madina
7 F	KARTANBAYEVA Bulbul
10 F	SHEGEBAYEVA Aray +A
18 D	FEKLISTOVA Alexandra
27 D	KITAIBEKOVA Fatima
4 F	ASHIMOVA Pernesh
9 F	FILIMONOVA Nadezhda
19 F	FELZINK Karina
21 D	BUTORINA Yuliya
29 D	MYNGZHASSAROVA Lazzat
2 F	MOLDABAY Dariya
17 F	BUSHUYEVA Xeniya
23 F	RAMAZANOVA Elvira

Head Coach: MALTSEV ALEXANDR

NOT DRESSED:

30 GK CHSHYOKOLOVA Arina

Legend:

D	Defence	F	Forward	No.	Jersey number	Pos.	Position
+A	Assistant captain	+C	Captain				





Game Summary

JPN - KAZ 4 - 0 (0 - 0 , 2 - 0 , 2 - 0)

Spectators	Referees	Linesmen
2783	COOKE Kelly Elizabeth (USA) , STEINBERG Olga (RUS)	GUENETTE Jennifer (CAN) , MOORE Kristin (USA)

Team Statistics

Period	Score	SVS	SOG	PIM	TPP	PPG	SHG
1	0 : 0	5 : 12	12 : 5	4 : 2	02:00 : 04:00	0 : 0	0 : 0
2	2 : 0	9 : 9	11 : 9	2 : 2	00:20 : 00:20	0 : 0	0 : 0
3	2 : 0	3 : 12	14 : 3	2 : 4	03:25 : 02:00	1 : 0	0 : 0
Total	4 : 0	17 : 33	37 : 17	8 : 8	05:45 : 06:20	1 : 0	0 : 0

1st Period

Action	Time	ET/Res	Team	Type	No.	Name	(G)	Name of Assistant(s) / Action Description
GK	00:00		JPN		1	YOSHIDA A		- Goalkeeper in
GK	00:00		KAZ		20	DMITRIYEVA D		- Goalkeeper in
Penalty	01:16	03:16	KAZ	2 min.	13	LIKHAUS T		- Tripping
Penalty	14:13	16:13	JPN	2 min.	7	HATTORI N		- Hooking
Penalty	16:22	18:22	JPN	2 min.	22	SUGISAWA N		- Hooking

2nd Period

Action	Time	ET/Res	Team	Type	No.	Name	(G)	Name of Assistant(s) / Action Description
Goal	28:06	1 : 0	JPN	EQ	17	OTA Y	(1)	27 SAKAMOTO M On Ice JPN 1 6 7 17 23 27 KAZ 20 4 6 13 17 19
Penalty	29:09	31:09	JPN	2 min.	2	SOGABE M		- Interference
Penalty	29:29	31:29	KAZ	2 min.	3	TURSYNOVA M		- Slashing
Goal	34:43	2 : 0	JPN	EQ	22	SUGISAWA N	(1)	10 OTA A 17 OTA Y On Ice JPN 1 4 5 10 17 22 KAZ 20 4 15 17 19 22

3rd Period

Action	Time	ET/Res	Team	Type	No.	Name	(G)	Name of Assistant(s) / Action Description
Penalty	44:22	45:58	KAZ	2 min.	4	ASHIMOVA P		- Illegal Hit
Penalty	45:47	47:47	KAZ	2 min.	14	ORLOVA A		- Interference
Goal	45:58	3 : 0	JPN	PP2	17	OTA Y	(2)	5 KAWASHIMA Y 10 OTA A On Ice JPN 1 4 5 10 17 22 KAZ 20 12 15 22
Penalty	50:26	52:26	JPN	2 min.	10	OTA A		- Holding an opponent
GK	54:23		JPN		20	SAKASHITA M		- Goalkeeper in 1 YOSHIDA A - Goalkeeper out
Goal	56:59	4 : 0	JPN	EQ	10	OTA A	(2)	17 OTA Y 22 SUGISAWA N On Ice JPN 20 6 7 10 17 22 KAZ 20 3 4 6 10 13
GK	60:00		JPN					20 SAKASHITA M - Goalkeeper out
GK	60:00		KAZ					20 DMITRIYEVA D - Goalkeeper out

Goalkeeper Records

Team : JPN - Japan

No.	Name	SOG	SVS	MIP
1	YOSHIDA Amika	16	16	54:23
20	SAKASHITA Mifuyu	1	1	05:37

Team : KAZ - Kazakhstan

No.	Name	SOG	SVS	MIP
20	DMITRIYEVA Darya	37	33	60:00
25	GLAZKOVA Tatyana			

Game Statistics

Team : JPN (black)

Head Coach : TAKAHASHI Masayuki

No.	Pos.	Name								Shots on Goal					+/-	
			G	A	P	PIM	FO+	FO-	FO+/-	FO%	1	2	3	OT		TS
4	D	SUGIMOTO Natsumi	0	0	0	0	0	0	0	0.00	1	0	0		1	+1
5	D	KAWASHIMA Yukiko	0	1	1	0	0	0	0	0.00	0	0	0		0	+1
10	F	OTA Ai	1	2	3	2	1	0	1	100.00	2	1	2		5	+2
17	F	OTA Yukina +C	2	2	4	0	12	14	-2	46.15	0	2	4		6	+3
22	F	SUGISAWA Nene	1	1	2	2	1	0	1	100.00	1	2	2		5	+2

IHOWTEAM6-----NULL000100--_74 3.0

Report Created FRI 3 FEB 2017 22:01

Page 1/3





Head Coach : TAKAHASHI Masayuki

No. Pos.	Name	G	A	P	PIM	FO+	FO-	FO+/-	FO%	Shots on Goal					+/-
										1	2	3	OT	TS	
6 D	SONODA Ayumi +A	0	0	0	0	0	0	0	0.00	0	1	0		1	+2
7 D	HATTORI Nana	0	0	0	2	0	0	0	0.00	2	1	0		3	+2
11 F	MIYAZAKI Chisato	0	0	0	0	0	0	0	0.00	3	1	1		5	0
13 F	TAKA Suzuka +A	0	0	0	0	9	6	3	60.00	0	0	1		1	0
27 F	SAKAMOTO Mayo	0	1	1	0	0	0	0	0.00	0	1	0		1	+1
2 D	SOGABE Mitsuki	0	0	0	2	0	0	0	0.00	0	0	1		1	0
3 D	SASANO Fumika	0	0	0	0	0	0	0	0.00	1	0	0		1	0
9 F	SATO Ami	0	0	0	0	1	0	1	100.00	0	1	0		1	0
18 F	SAWADE Yui	0	0	0	0	3	8	-5	27.27	0	0	1		1	0
24 F	MIZUNO Maika	0	0	0	0	0	0	0	0.00	2	1	1		4	0
8 F	HOSOI Mizuki	0	0	0	0	0	0	0	0.00	0	0	1		1	0
12 F	MIURA Momoka	0	0	0	0	6	3	3	66.67	0	0	0		0	0
16 F	USHIKUBO Misato	0	0	0	0	0	0	0	0.00	0	0	0		0	0
23 D	IWASAKI Mayu	0	0	0	0	0	0	0	0.00	0	0	0		0	+1
1 GK	YOSHIDA Amika	0	0	0	0					0	0	0		0	
20 GK	SAKASHITA Mifuyu	0	0	0	0					0	0	0		0	
Total		4	7	11	8	33	31	2	51.56	12	11	14		37	

Team : KAZ (white)

Head Coach : MALTSEV ALEXANDR

No. Pos.	Name	G	A	P	PIM	FO+	FO-	FO+/-	FO%	Shots on Goal					+/-
										1	2	3	OT	TS	
5 F	ALDABERGENOVA Malika	0	0	0	0	12	13	-1	48.00	1	0	0		1	0
12 F	RYSPEK Meruyert +A	0	0	0	0	0	4	-4	0.00	1	2	1		4	0
14 F	ORLOVA Anastassiya	0	0	0	2	0	0	0	0.00	1	2	0		3	0
15 D	NURGALIYEVA Galiya +C	0	0	0	0	0	0	0	0.00	0	1	0		1	-1
22 D	OLZHABAYEVA Aida	0	0	0	0	0	0	0	0.00	0	0	0		0	-1
3 F	TURSYNOVA Madina	0	0	0	2	4	1	3	80.00	1	1	0		2	-1
6 D	KHAMIMULDINOVA Azhar	0	0	0	0	0	0	0	0.00	0	0	0		0	-2
7 F	KARTANBAYEVA Bulbul	0	0	0	0	2	2	0	50.00	0	1	1		2	0
10 F	SHEGEBAYEVA Aray +A	0	0	0	0	9	9	0	50.00	1	0	0		1	-1
13 D	LIKHAUS Tatyana	0	0	0	2	0	0	0	0.00	0	0	0		0	-2
4 F	ASHIMOVA Pernesh	0	0	0	2	0	0	0	0.00	0	1	1		2	-3
9 F	FILIMONOVA Nadezhda	0	0	0	0	1	1	0	50.00	0	0	0		0	0
18 D	FEKLISTOVA Alexandra	0	0	0	0	0	0	0	0.00	0	0	0		0	0
19 F	FELZINK Karina	0	0	0	0	1	0	1	100.00	0	1	0		1	-2
27 D	KITAIBEKOVA Fatima	0	0	0	0	0	0	0	0.00	0	0	0		0	0
2 F	MOLDABAY Dariya	0	0	0	0	0	0	0	0.00	0	0	0		0	0
17 F	BUSHUYEVA Xeniya	0	0	0	0	2	3	-1	40.00	0	0	0		0	-2
21 D	BUTORINA Yuliya	0	0	0	0	0	0	0	0.00	0	0	0		0	0
23 F	RAMAZANOVA Elvira	0	0	0	0	0	0	0	0.00	0	0	0		0	0
29 D	MYNGZHASSAROVA Lazzat	0	0	0	0	0	0	0	0.00	0	0	0		0	0
20 GK	DMITRIYEVA Darya	0	0	0	0					0	0	0		0	
25 GK	GLAZKOVA Tatyana	0	0	0	0					0	0	0		0	
Total		0	0	0	8	31	33	-2	48.44	5	9	3		17	



Classifications (5-7)

R	Team	GP	W	OTW	OTL	L	GDF	GF : GA	PTS
1	JPN	1	1	0	0	0	+4	4 : 0	3
2	KAZ	1	0	0	0	1	-4	0 : 4	0
-	GBR	0							

	CAN	CHN	GBR	JPN	KAZ	RUS	USA
CAN	*****	9:1	14:0	*****	11:0	*****	SAT 04 FEB 16:30
CHN	1:9	*****	12:0	*****	4:1	SAT 04 FEB 20:00	*****
GBR	0:14	0:12	*****	SUN 05 FEB 13:00	0:11	*****	*****
JPN	*****	*****	SUN 05 FEB 13:00	*****	4:0	1:10	2:3
KAZ	0:11	1:4	11:0	0:4	*****	*****	*****
RUS	*****	SAT 04 FEB 20:00	*****	10:1	*****	*****	7:1
USA	SAT 04 FEB 16:30	*****	*****	3:2	*****	1:7	*****

Legend:			
(G)	Goals in tournament	*	does not count for Plus/minus
+C	Captain	A	Assists
ET/Res	Penalty end time/Result of game	F	Forward
FO+	Face-offs won	FO+/-	Face-offs net
GDF	Goal difference	GF	Goals for
L	Losses	MIP	Minutes in play (GK)
OTL	Overtime losses	OTW	Overtime wins
Pos.	Position	PP2	Power play - 2 players
R	Rank	SHG	Shorthanded goals
TPP	Time on power play	TS	Total shots
		+/-	Plus/minus net
		D	Defence
		FO-	Face-offs lost
		G	Goals
		GK	Goalkeeper
		No.	Jersey number
		P	Points
		PPG	Power play goals
		SOG	Shots on goal
		W	Wins
		+A	Assistant captain
		EQ	Equal strength
		FO%	Face-offs won as percentage
		GA	Goals against
		GP	Games played
		OT	Overtime
		PIM	Penalties in minutes
		PTS	Points
		SVS	Saves





Line-Ups

GBR - JPN

Referees

NURMI Anniina (FIN) , STEINBERG Olga (RUS)

Linesmen

JOHANSSON Julia Annie Greta (SWE) , SHESTAKOVA Oksana (KAZ)

Goalkeepers

Team: GBR

No.	Name
20	STEEPLES Holly Louise
1	BOLWELL Samantha Anne

Team: JPN

No.	Name
20	SAKASHITA Mifuyu
1	YOSHIDA Amika

Team Line-ups

Team: GBR (blue)

No.	Pos.	Name
14	D	RATHBONE Megan Jade
21	D	SULLIVAN Meghan Louise
16	F	ALLEN Saffron Fern +C
18	F	ASHTON Clara Janine
19	F	THORNTON Abbie Coral
4	D	LICKMAN Lucy Annabelle
6	D	KENDALL Lucy Clara
12	F	ADAMS Louise
15	F	MILNE Elizabeth Victoria
17	F	TURNBULL Danielle Nicola Elizabeth
2	D	SANDERS Emma Louise
3	D	HUTCHINSON Sarah Kate +A
8	F	HOLGATE Jessica Emily
10	F	BROWNE Judith Eileen +A
11	F	AHMED Charlotte India

Team: JPN ()

No.	Pos.	Name
4	D	SUGIMOTO Natsumi
5	D	KAWASHIMA Yukiko
10	F	OTA Ai
17	F	OTA Yukina +C
22	F	SUGISAWA Nene
6	D	SONODA Ayumi +A
7	D	HATTORI Nana
11	F	MIYAZAKI Chisato
13	F	TAKA Suzuka +A
27	F	SAKAMOTO Mayo
2	D	SOGABE Mitsuki
3	D	SASANO Fumika
9	F	SATO Ami
18	F	SAWADE Yui
24	F	MIZUNO Maika
23	D	IWASAKI Mayu
8	F	HOSOI Mizuki
12	F	MIURA Momoka
16	F	USHIKUBO Misato

Head Coach: ASHTON James

Head Coach: TAKAHASHI Masayuki

NOT DRESSED:

5	F	ADEY Rosanne Jane
9	F	WORTHINGTON Hannah Carol

NOT DRESSED:

14	F	MORII Mai
----	---	-----------

Legend:							
D	Defence	F	Forward	No.	Jersey number	Pos.	Position
+A	Assistant captain	+C	Captain				





Game Summary

GBR - JPN 2 - 9 (0 - 4 , 0 - 2 , 2 - 3)

Spectators	Referees	Linesmen
1741	NURMI Anniina (FIN) , STEINBERG Olga (RUS)	JOHANSSON Julia Annie Greta (SWE) , SHESTAKOVA Oksana (KAZ)

Team Statistics

Period	Score	SVS	SOG	PIM	TPP	PPG	SHG
1	0 : 4	23 : 2	2 : 27	6 : 0	00:00 : 05:08	0 : 1	0 : 0
2	0 : 2	28 : 1	1 : 30	4 : 6	03:05 : 02:00	0 : 0	0 : 1
3	2 : 3	18 : 3	5 : 21	4 : 4	02:21 : 03:09	1 : 1	0 : 0
Total	2 : 9	69 : 6	8 : 78	14 : 10	05:26 : 10:17	1 : 2	0 : 1

1st Period

Action	Time	ET/Res	Team	Type	No.	Name	(G) Name of Assistant(s) / Action Description
GK	00:00		GBR		20	STEEPLES HL	- Goalkeeper in
GK	00:00		JPN		20	SAKASHITA M	- Goalkeeper in
Penalty	02:11	03:19	GBR	2 min.	8	HOLGATE JE	- Illegal Hit
Goal	03:19	0 : 1	JPN	PP1	5	KAWASHIMA Y	(1) 22 SUGISAWA N On Ice GBR 20 14 18 19 21 JPN 20 4 5 10 17 22 *
Goal	03:41	0 : 2	JPN	EQ	11	MIYAZAKI C	(1) 13 TAKA S On Ice GBR 20 4 6 12 15 17 27 SAKAMOTO M JPN 20 6 7 11 13 27
Penalty	05:35	07:35	GBR	2 min.	-	Team penalty	- Too Many Men / Served by: 15 MILNE EV
Goal	09:23	0 : 3	JPN	EQ	27	SAKAMOTO M	(2) 13 TAKA S On Ice GBR 20 14 16 18 19 21 11 MIYAZAKI C JPN 20 6 7 11 13 27
Penalty	15:21	17:21	GBR	2 min.	18	ASHTON CJ	- Hooking
Goal	17:33	0 : 4	JPN	EQ	11	MIYAZAKI C	(2) 27 SAKAMOTO M On Ice GBR 20 14 16 18 19 21 7 HATTORI N JPN 20 6 7 11 13 27

2nd Period

Action	Time	ET/Res	Team	Type	No.	Name	(G) Name of Assistant(s) / Action Description
Goal	22:40	0 : 5	JPN	EQ	16	USHIKUBO M	(1) 24 MIZUNO M On Ice GBR 20 3 14 16 18 21 JPN 20 4 5 12 16 24
Penalty	24:23	26:23	GBR	2 min.	12	ADAMS L	- Tripping
Penalty	24:23	26:23	JPN	2 min.	-	Team penalty	- Too Many Men / Served by: 16 USHIKUBO M
Penalty	25:22	27:22	GBR	2 min.	-	Team penalty	- Too Many Men / Served by: 14 RATHBONE MJ
Penalty	31:50	33:50	JPN	2 min.	12	MIURA M	- Tripping
Goal	32:59	0 : 6	JPN	SH1	17	OTA Y	(3) 22 SUGISAWA N On Ice GBR 20 2 10 12 17 18 JPN 20 4 5 17 22
Penalty	38:55	40:08	JPN	2 min.	10	OTA A	- Illegal Hit

3rd Period

Action	Time	ET/Res	Team	Type	No.	Name	(G) Name of Assistant(s) / Action Description
Goal	40:08	1 : 6	GBR	PP1	10	BROWNE JE	(1) 16 ALLEN SF On Ice GBR 20 3 10 14 16 18 JPN 20 4 5 7 22 *
Goal	40:27	2 : 6	GBR	EQ	15	MILNE EV	(1) 4 LICKMAN LA On Ice GBR 20 4 6 12 15 17 6 KENDALL LC JPN 20 6 7 13 17 27
Penalty	43:12	45:12	GBR	2 min.	12	ADAMS L	- Tripping
Penalty	48:21	50:21	JPN	2 min.	3	SASANO F	- Tripping
Goal	53:04	2 : 7	JPN	EQ	13	TAKA S	(2) 11 MIYAZAKI C On Ice GBR 20 4 6 12 15 17 27 SAKAMOTO M JPN 20 6 7 11 13 27
Penalty	54:20	55:29	GBR	2 min.	21	SULLIVAN ML	- Hooking
Goal	55:29	2 : 8	JPN	PP1	27	SAKAMOTO M	(3) 13 TAKA S On Ice GBR 20 2 3 12 14 JPN 20 6 7 11 13 27 *
Time-out	55:46		GBR				
Goal	56:48	2 : 9	JPN	EQ	24	MIZUNO M	(1) On Ice GBR 20 14 16 18 19 21 JPN 20 2 3 9 18 24
Penalty	59:47	60:00	JPN	2 min.	-	Team penalty	- Too Many Men / Served by: 11 MIYAZAKI C



Action	Time	ET/Res	Team	Type	No.	Name	(G)	Name of Assistant(s) / Action Description
GK	60:00		GBR					20 STEEPLES HL - Goalkeeper out
GK	60:00		JPN					20 SAKASHITA M - Goalkeeper out

Goalkeeper Records

Team : GBR - United Kingdom of Great Britain and Northern Ireland

Team : JPN - Japan

No.	Name	SOG	SVS	MIP
20	STEEPLES Holly Louise	78	69	60:00
1	BOLWELL Samantha Anne			

No.	Name	SOG	SVS	MIP
20	SAKASHITA Mifuyuu	8	6	60:00
1	YOSHIDA Amika			

Game Statistics

Team : GBR (blue)

Head Coach : ASHTON James

No.	Pos.	Name								Shots on Goal					+/-	
			G	A	P	PIM	FO+	FO-	FO+/-	FO%	1	2	3	OT		TS
14	D	RATHBONE Megan Jade	0	0	0	0	0	2	-2	0.00	0	0	3		3	-4
16	F	ALLEN Saffron Fern +C	0	1	1	0	21	14	7	60.00	1	1	0		2	-4
18	F	ASHTON Clara Janine	0	0	0	2	0	0	0	0.00	1	0	0		1	-5
19	F	THORNTON Abbie Coral	0	0	0	0	0	1	-1	0.00	0	0	0		0	-3
21	D	SULLIVAN Meghan Louise	0	0	0	2	0	0	0	0.00	0	0	0		0	-4
4	D	LICKMAN Lucy Annabelle	0	1	1	0	0	0	0	0.00	0	0	0		0	-1
6	D	KENDALL Lucy Clara	0	1	1	0	0	0	0	0.00	0	0	0		0	-1
12	F	ADAMS Louise	0	0	0	4	9	6	3	60.00	0	0	0		0	-2
15	F	MILNE Elizabeth Victoria	1	0	1	0	0	0	0	0.00	0	0	1		1	-1
17	F	TURNBULL Danielle Nicola Elizabeth	0	0	0	0	0	1	-1	0.00	0	0	0		0	-2
2	D	SANDERS Emma Louise	0	0	0	0	0	0	0	0.00	0	0	0		0	-1
3	D	HUTCHINSON Sarah Kate +A	0	0	0	0	0	0	0	0.00	0	0	0		0	-1
8	F	HOLGATE Jessica Emily	0	0	0	2	0	0	0	0.00	0	0	0		0	0
10	F	BROWNE Judith Eileen +A	1	0	1	0	5	14	-9	26.32	0	0	1		1	-1
11	F	AHMED Charlotte India	0	0	0	0	0	0	0	0.00	0	0	0		0	0
1	GK	BOLWELL Samantha Anne	0	0	0	0					0	0	0		0	
20	GK	STEEPLES Holly Louise	0	0	0	0					0	0	0		0	
Total			2	3	5	10	35	38	-3	47.95	2	1	5		8	

Team : JPN (white)

Head Coach : TAKAHASHI Masayuki

No.	Pos.	Name								Shots on Goal					+/-	
			G	A	P	PIM	FO+	FO-	FO+/-	FO%	1	2	3	OT		TS
4	D	SUGIMOTO Natsumi	0	0	0	0	0	0	0	0.00	1	1	0		2	+2
5	D	KAWASHIMA Yukiko	1	0	1	0	0	0	0	0.00	4	0	3		7	+2
10	F	OTA Ai	0	0	0	2	0	0	0	0.00	0	3	1		4	0
17	F	OTA Yukina +C	1	0	1	0	10	13	-3	43.48	5	2	3		10	0
22	F	SUGISAWA Nene	0	2	2	0	0	0	0	0.00	2	5	0		7	+1
6	D	SONODA Ayumi +A	0	0	0	0	0	0	0	0.00	0	2	1		3	+3
7	D	HATTORI Nana	0	1	1	0	0	0	0	0.00	4	4	2		10	+3
11	F	MIYAZAKI Chisato	2	2	4	0	0	0	0	0.00	3	2	0		5	+4
13	F	TAKA Suzuka +A	1	3	4	0	14	8	6	63.64	2	1	1		4	+3
27	F	SAKAMOTO Mayo	2	3	5	0	0	0	0	0.00	2	1	4		7	+3
2	D	SOGABE Mitsuki	0	0	0	0	0	0	0	0.00	1	0	0		1	+1
3	D	SASANO Fumika	0	0	0	2	0	0	0	0.00	0	0	0		0	+1
9	F	SATO Ami	0	0	0	0	0	0	0	0.00	0	0	0		0	+1
18	F	SAWADE Yui	0	0	0	0	7	6	1	53.85	0	1	2		3	+1
24	F	MIZUNO Maika	1	1	2	0	0	0	0	0.00	1	2	3		6	+2
8	F	HOSOI Mizuki	0	0	0	0	1	0	1	100.00	2	2	0		4	0
12	F	MIURA Momoka	0	0	0	2	6	8	-2	42.86	0	2	0		2	+1
16	F	USHIKUBO Misato	1	0	1	0	0	0	0	0.00	0	2	1		3	+1
23	D	IWASAKI Mayu	0	0	0	0	0	0	0	0.00	0	0	0		0	0
1	GK	YOSHIDA Amika	0	0	0	0					0	0	0		0	
20	GK	SAKASHITA Mifuyuu	0	0	0	0					0	0	0		0	



Head Coach : TAKAHASHI Masayuki

No.	Pos.	Name	G	A	P	PIM	FO+	FO-	FO+/-	FO%	Shots on Goal				TS	+/-
											1	2	3	OT		
Total			9	12	21	6	38	35	3	52.05	27	30	21	78		

Classifications (5-7)

R	Team	GP	W	OTW	OTL	L	GDF	GF : GA	PTS
1	JPN	2	2	0	0	0	+11	13 : 2	6
2	KAZ	1	0	0	0	1	-4	0 : 4	0
3	GBR	1	0	0	0	1	-7	2 : 9	0

	CAN	CHN	GBR	JPN	KAZ	RUS	USA
CAN	*****	9:1	14:0	*****	11:0	MON 06 FEB 20:00	8:1
CHN	1:9	*****	12:0	*****	4:1	1:10	MON 06 FEB 16:30
GBR	0:14	0:12	*****	2:9	0:11	*****	*****
JPN	*****	*****	9:2	*****	4:0	1:10	2:3
KAZ	0:11	1:4	11:0	0:4	*****	*****	*****
RUS	MON 06 FEB 20:00	10:1	*****	10:1	*****	*****	7:1
USA	1:8	MON 06 FEB 16:30	*****	3:2	*****	1:7	*****

Legend:		
(G)	Goals in tournament	* does not count for Plus/minus
+C	Captain	A Assists
ET/Res	Penalty end time/Result of game	F Forward
FO+	Face-offs won	FO+/- Face-offs net
GDF	Goal difference	GF Goals for
L	Losses	MIP Minutes in play (GK)
OTL	Overtime losses	OTW Overtime wins
Pos.	Position	PP1 Power play - 1 player
R	Rank	SH1 Shorthanded - 1 player
SVS	Saves	TPP Time on power play
+/-	Plus/minus net	+A Assistant captain
D	Defence	EQ Equal strength
FO-	Face-offs lost	FO% Face-offs won as percentage
G	Goals	GA Goals against
GK	Goalkeeper	GP Games played
No.	Jersey number	OT Overtime
P	Points	PIM Penalties in minutes
PPG	Power play goals	PTS Points
SHG	Shorthanded goals	SOG Shots on goal
TS	Total shots	W Wins





Line-Ups

REVISED
6 FEB 12:23

KAZ - GBR

Referees

BERGECLIFF Evy Maria Terese (SWE) , STEINBERG Olga (RUS)

Linesmen

FU Yue (CHN) , GUENETTE Jennifer (CAN)

Goalkeepers

Team: KAZ

No. Name

30 CHSHYOKOLOVA Arina
20 DMITRIYEVA Darya

Team Line-ups

Team: KAZ (blue)

No. Pos. Name

15	D	NURGALIYEVA Galiya +C
22	D	OLZHABAYEVA Aida
5	F	ALDABERGENOVA Malika
12	F	RYSPEK Meruyert +A
14	F	ORLOVA Anastassiya
6	D	KHAMIMULDINOVA Azhar
13	D	LIKHAUS Tatyana
3	F	TURSYNOVA Madina
7	F	KARTANBAYEVA Bulbul
10	F	SHEGEBAYEVA Aray +A
18	D	FEKLISTOVA Alexandra
21	D	BUTORINA Yuliya
4	F	ASHIMOVA Pernesh
9	F	FILIMONOVA Nadezhda
19	F	FELZINK Karina
27	D	KITAIBEKOVA Fatima
29	D	MYNGZHASSAROVA Lazzat
2	F	MOLDABAY Dariya
17	F	BUSHUYEVA Xeniya
23	F	RAMAZANOVA Elvira

Head Coach: MALTSEV ALEXANDR

NOT DRESSED:

25 GK GLAZKOVA Tatyana

Team: GBR

No. Name

1 BOLWELL Samantha Anne
20 STEEPLES Holly Louise

Team: GBR (white)

No. Pos. Name

14	D	RATHBONE Megan Jade
21	D	SULLIVAN Meghan Louise
16	F	ALLEN Saffron Fern +C
18	F	ASHTON Clara Janine
19	F	THORNTON Abbie Coral
4	D	LICKMAN Lucy Annabelle
6	D	KENDALL Lucy Clara
12	F	ADAMS Louise
15	F	MILNE Elizabeth Victoria
17	F	TURNBULL Danielle Nicola Elizabeth
2	D	SANDERS Emma Louise
3	D	HUTCHINSON Sarah Kate +A
8	F	HOLGATE Jessica Emily
10	F	BROWNE Judith Eileen +A
11	F	AHMED Charlotte India
9	F	WORTHINGTON Hannah Carol

Head Coach: ASHTON James

NOT DRESSED:

5 F ADEY Rosanne Jane

Legend:

D	Defence	F	Forward	No.	Jersey number	Pos.	Position
+A	Assistant captain	+C	Captain				

KAZ changed GK in roster from N25 to N20

IHOWTEAM6-----NULL000300--_54B 1.1

Report Created MON 6 FEB 2017 12:23

Page 1/1





Game Summary

KAZ - GBR 6 - 0 (1 - 0 , 3 - 0 , 2 - 0)

Spectators	Referees	Linesmen
811	BERGECLIFF Evy Maria Terese (SWE) , STEINBERG Olga (RUS)	FU Yue (CHN) , GUENETTE Jennifer (CAN)

Team Statistics

Period	Score	SVS	SOG	PIM	TPP	PPG	SHG
1	1 : 0	2 : 15	16 : 2	2 : 2	02:00 : 02:00	0 : 0	0 : 0
2	3 : 0	4 : 9	12 : 4	4 : 0	00:00 : 02:32	0 : 0	0 : 0
3	2 : 0	6 : 19	21 : 6	2 : 2	00:11 : 01:39	0 : 0	0 : 0
Total	6 : 0	12 : 43	49 : 12	8 : 4	02:11 : 06:11	0 : 0	0 : 0

1st Period

Action	Time	ET/Res	Team	Type	No.	Name	(G)	Name of Assistant(s) / Action Description
GK	00:00		KAZ		20	DMITRIYEVA D		- Goalkeeper in
GK	00:00		GBR		1	BOLWELL SA		- Goalkeeper in
Penalty	01:47	03:47	KAZ	2 min.	15	NURGALIYEVA G		- Illegal Hit
Penalty	07:57	09:57	GBR	2 min.	18	ASHTON CJ		- Hooking
Goal	15:42	1 : 0	KAZ	EQ	7	KARTANBAYEVA B	(3)	3 TURSINOVA M On Ice KAZ 20 3 6 7 10 13 10 SHEGEBAYEVA A GBR 1 2 3 10 17 18

2nd Period

Action	Time	ET/Res	Team	Type	No.	Name	(G)	Name of Assistant(s) / Action Description
Goal	24:47	2 : 0	KAZ	EQ	5	ALDABERGENOVA M	(3)	15 NURGALIYEVA G On Ice KAZ 20 5 12 14 15 22 GBR 1 4 6 12 15 17
Goal	25:14	3 : 0	KAZ	EQ	10	SHEGEBAYEVA A	(2)	3 TURSINOVA M On Ice KAZ 20 3 6 7 10 13 13 LIKHAUS T GBR 1 2 3 8 10 11
Penalty	33:11	35:11	KAZ	2 min.	13	LIKHAUS T		- Holding an opponent
Goal	35:43	4 : 0	KAZ	EQ	12	RYSPEK M	(2)	14 ORLOVA A On Ice KAZ 20 3 5 12 13 14 GBR 1 14 15 18 19 21
Penalty	39:28	41:28	KAZ	2 min.	22	OLZHABAYEVA A		- Slashing

3rd Period

Action	Time	ET/Res	Team	Type	No.	Name	(G)	Name of Assistant(s) / Action Description
Goal	43:30	5 : 0	KAZ	EQ	23	RAMAZANOVA E	(1)	29 MYNGZHASSAROVA On Ice KAZ 20 6 13 17 23 29 L GBR 1 2 3 14 16 18
Penalty	47:17	49:17	KAZ	2 min.	21	BUTORINA Y		- Interference
Penalty	47:28	49:28	GBR	2 min.	3	HUTCHINSON SK		- Tripping
Goal	49:32	6 : 0	KAZ	EQ	7	KARTANBAYEVA B	(4)	5 ALDABERGENOVA M On Ice KAZ 20 5 6 7 12 13 12 RYSPEK M GBR 1 3 12 17 19 21
Time-out	49:32		GBR					
GK	60:00		KAZ					20 DMITRIYEVA D - Goalkeeper out
GK	60:00		GBR					1 BOLWELL SA - Goalkeeper out

Goalkeeper Records

Team : KAZ - Kazakhstan

No.	Name	SOG	SVS	MIP
20	DMITRIYEVA Darya	12	12	60:00
30	CHSHYOKOLOVA Arina			

Team : GBR - United Kingdom of Great Britain and Northern Ireland

No.	Name	SOG	SVS	MIP
1	BOLWELL Samantha Anne	49	43	60:00
20	STEEPLES Holly Louise			

Game Statistics

Team : KAZ (blue)

Head Coach : MALTSEV ALEXANDR

No.	Pos.	Name								Shots on Goal					TS	+/-
			G	A	P	PIM	FO+	FO-	FO+/-	FO%	1	2	3	OT		
5	F	ALDABERGENOVA Malika	1	1	2	0	7	6	1	53.85	2	2	2		6	+3
12	F	RYSPEK Meruyert +A	1	1	2	0	1	2	-1	33.33	2	2	1		5	+3
14	F	ORLOVA Anastassiya	0	1	1	0	0	0	0	0.00	0	0	1		1	+2

IHOWTEAM6-----NULL000300--_74 3.0

Report Created MON 6 FEB 2017 15:09

Page 1/3





Head Coach : MALTSEV ALEXANDR

No.	Pos.	Name	G	A	P	PIM	FO+	FO-	FO+/-	FO%	Shots on Goal				TS	+/-
											1	2	3	OT		
15	D	NURGALIYEVA Galiya +C	0	1	1	2	0	0	0	0.00	3	2	2		7	+1
22	D	OLZHABAYEVA Aida	0	0	0	2	0	0	0	0.00	1	0	0		1	+1
3	F	TURSYNOVA Madina	0	2	2	0	0	1	-1	0.00	1	0	2		3	+3
6	D	KHAMIMULDINOVA Azhar	0	0	0	0	0	0	0	0.00	1	0	1		2	+4
7	F	KARTANBAYEVA Bulbul	2	0	2	0	0	2	-2	0.00	1	0	2		3	+3
10	F	SHEGEBAYEVA Aray +A	1	1	2	0	9	10	-1	47.37	3	1	2		6	+2
13	D	LIKHAUS Tatyana	0	1	1	2	0	0	0	0.00	0	3	1		4	+5
4	F	ASHIMOVA Pernesh	0	0	0	0	0	0	0	0.00	0	0	1		1	0
9	F	FILIMONOVA Nadezhda	0	0	0	0	2	4	-2	33.33	0	0	0		0	0
18	D	FEKLISTOVA Alexandra	0	0	0	0	0	0	0	0.00	0	1	0		1	0
19	F	FELZINK Karina	0	0	0	0	0	0	0	0.00	1	0	0		1	0
21	D	BUTORINA Yuliya	0	0	0	2	0	0	0	0.00	1	0	0		1	0
2	F	MOLDABAY Dariya	0	0	0	0	0	0	0	0.00	0	0	0		0	0
17	F	BUSHUYEVA Xeniya	0	0	0	0	3	2	1	60.00	0	0	3		3	+1
23	F	RAMAZANOVA Elvira	1	0	1	0	0	2	-2	0.00	0	0	1		1	+1
27	D	KITAIBEKOVA Fatima	0	0	0	0	0	0	0	0.00	0	0	1		1	0
29	D	MYNGZHASSAROVA Lazzat	0	1	1	0	0	0	0	0.00	0	1	1		2	+1
20	GK	DMITRIYEVA Darya	0	0	0	0					0	0	0		0	
30	GK	CHSHYOKOLOVA Arina	0	0	0	0					0	0	0		0	
Total			6	9	15	8	22	29	-7	43.14	16	12	21		49	

Team : GBR (white)

Head Coach : ASHTON James

No.	Pos.	Name	G	A	P	PIM	FO+	FO-	FO+/-	FO%	Shots on Goal				TS	+/-
											1	2	3	OT		
14	D	RATHBONE Megan Jade	0	0	0	0	1	2	-1	33.33	0	0	1		1	-2
16	F	ALLEN Saffron Fern +C	0	0	0	0	14	6	8	70.00	1	0	0		1	-1
18	F	ASHTON Clara Janine	0	0	0	2	0	0	0	0.00	0	0	0		0	-3
19	F	THORNTON Abbie Coral	0	0	0	0	0	0	0	0.00	0	0	0		0	-2
21	D	SULLIVAN Meghan Louise	0	0	0	0	0	0	0	0.00	0	0	0		0	-2
4	D	LICKMAN Lucy Annabelle	0	0	0	0	0	0	0	0.00	0	0	0		0	-1
6	D	KENDALL Lucy Clara	0	0	0	0	0	0	0	0.00	0	0	0		0	-1
12	F	ADAMS Louise	0	0	0	0	10	6	4	62.50	0	1	2		3	-2
15	F	MILNE Elizabeth Victoria	0	0	0	0	0	0	0	0.00	0	1	0		1	-2
17	F	TURNBULL Danielle Nicola Elizabeth	0	0	0	0	0	1	-1	0.00	0	0	0		0	-3
2	D	SANDERS Emma Louise	0	0	0	0	0	0	0	0.00	0	0	0		0	-3
3	D	HUTCHINSON Sarah Kate +A	0	0	0	2	0	0	0	0.00	0	0	1		1	-4
8	F	HOLGATE Jessica Emily	0	0	0	0	0	0	0	0.00	1	1	1		3	-1
10	F	BROWNE Judith Eileen +A	0	0	0	0	4	7	-3	36.36	0	0	1		1	-2
11	F	AHMED Charlotte India	0	0	0	0	0	0	0	0.00	0	1	0		1	-1
9	F	WORTHINGTON Hannah Carol	0	0	0	0	0	0	0	0.00	0	0	0		0	0
1	GK	BOLWELL Samantha Anne	0	0	0	0					0	0	0		0	
20	GK	STEEPLES Holly Louise	0	0	0	0					0	0	0		0	
Total			0	0	0	4	29	22	7	56.86	2	4	6		12	

Classifications (5-7)

R	Team	GP	W	OTW	OTL	L	GDF	GF : GA	PTS
1	JPN	2	2	0	0	0	+11	13 : 2	6
2	KAZ	2	1	0	0	1	+2	6 : 4	3
3	GBR	2	0	0	0	2	-13	2 : 15	0

	CAN	CHN	GBR	JPN	KAZ	RUS	USA
CAN	*****	9:1	14:0	*****	11:0	MON 06 FEB 20:00	8:1
CHN	1:9	*****	12:0	*****	4:1	1:10	MON 06 FEB 16:30
GBR	0:14	0:12	*****	2:9	0:11	*****	*****
JPN	*****	*****	9:2	*****	4:0	1:10	2:3
KAZ	0:11	1:4	11:0	0:4	*****	*****	*****
RUS	MON 06 FEB 20:00	10:1	*****	10:1	*****	*****	7:1
USA	1:8	MON 06 FEB 16:30	*****	3:2	*****	1:7	*****



Legend:							
(G)	Goals in tournament	+/-	Plus/minus net	+A	Assistant captain	+C	Captain
A	Assists	D	Defence	EQ	Equal strength	ET/Res	Penalty end time/Result of game
F	Forward	FO-	Face-offs lost	FO%	Face-offs won as percentage	FO+	Face-offs won
FO+/-	Face-offs net	G	Goals	GA	Goals against	GDF	Goal difference
GF	Goals for	GK	Goalkeeper	GP	Games played	L	Losses
MIP	Minutes in play (GK)	No.	Jersey number	OT	Overtime	OTL	Overtime losses
OTW	Overtime wins	P	Points	PIM	Penalties in minutes	Pos.	Position
PPG	Power play goals	PTS	Points	R	Rank	SHG	Shorthanded goals
SOG	Shots on goal	SVS	Saves	TPP	Time on power play	TS	Total shots
W	Wins						





Line-Ups

CAN - CHN

Referees

BERGECLIFF EVY MARIA TERESE (SWE) , STEINBERG Olga (RUS)

Linesmen

BERESFORD Lorna (GBR) , SHESTAKOVA Oksana (KAZ)

Goalkeepers

Team: CAN

No. Name

30 LAMENTA Valerie

1 SLUYS Stephanie Michelle

Team Line-ups

Team: CAN (red)

No. Pos. Name

2 D	LARSON Alexis Marie Larson
10 F	WILLOUGHBY Kaitlin Jade
14 F	SHARMAN Alanna Nicole
20 F	BOUCHARD Melodie
25 F	GOSLING Katelyn Elizabeth Anne +C
7 D	RIEDER Erica Lynn
21 D	IAZZOLINO Brianna Marie
9 F	LABELLE Alexandra
16 F	POZNIKOFF Alexandra Isabella
26 F	CORMIER Jessica +A
6 D	MURRAY Kelly
22 D	BAILEY Katherine Louise
13 F	GAVELIN Kylie Dawn
15 F	MAGWOOD Jaycee Lee
19 F	DUBOIS Catherine
3 D	LARAMeE Maude
4 F	ODDY Daley Anne
8 F	GRIBBONS Kelly Kristin
11 F	APPERSON Kelty Eileen Long +A
18 F	MARRIOTT Rachel

Head Coach: FLANAGAN Rachel Nicole

Team: CHN

No. Name

24 WANG Yuqing

1 HE Siye

Team: CHN (white)

No. Pos. Name

8 D	DENG Di +A
18 D	WEN Lu
5 F	TIAN Naiyuan
7 F	ZHANG Mengying +C
11 F	LU Shuang
13 D	ZHAO Qinan
21 D	LIU Siyang
15 F	KONG Minghui
19 F	HE Xin
23 F	FANG Xin +A
2 D	XIAO Jinqiu
10 F	JU Jingwen
14 F	GUAN Yingying
16 F	JIANG Bowen
17 F	LYU Yue
12 D	WANG Wenzhuo
3 F	WANG Ruixi
4 F	DU Jiayao

Head Coach: GUAN Xiaobo

NOT DRESSED:

20 GK JIANG Yue

Legend:

D	Defence	F	Forward	No.	Jersey number	Pos.	Position
+A	Assistant captain	+C	Captain				



Game Summary

REVISED
28 JAN 15:51

CAN - CHN 9 - 1 (3 - 0, 4 - 1, 2 - 0)

Spectators	Referees	Linesmen
1504	BERGECLIFF EVY MARIA TERESE (SWE) , STEINBERG Olga (RUS)	BERESFORD Lorna (GBR) , SHESTAKOVA Oksana (KAZ)

Team Statistics

Period	Score	SVS	SOG	PIM	TPP	PPG	SHG
1	3 : 0	1 : 10	13 : 1	6 : 2	02:00 : 05:09	0 : 0	0 : 0
2	4 : 1	0 : 19	23 : 1	4 : 6	02:06 : 02:12	1 : 0	0 : 0
3	2 : 0	3 : 17	19 : 3	4 : 0	00:00 : 02:13	0 : 0	0 : 0
Total	9 : 1	4 : 46	55 : 5	14 : 8	04:06 : 09:34	1 : 0	0 : 0

1st Period

Action	Time	ET/Res	Team	Type	No.	Name	(G)	Name of Assistant(s) / Action Description
GK	00:00		CAN		30	LAMENTA V		- Goalkeeper in
GK	00:00		CHN		24	WANG Y		- Goalkeeper in
Goal	03:42	1 : 0	CAN	EQ	22	BAILEY KL	(1)	20 BOUCHARD M On Ice CAN 30 4 7 20 22 26 4 ODDY DA CHN 24 10 13 14 17 21
Goal	06:08	2 : 0	CAN	EQ	20	BOUCHARD M	(1)	10 WILLOUGHBY KJ On Ice CAN 30 6 10 14 20 22 14 SHARMAN AN CHN 24 5 7 8 11 18
Goal	08:33	3 : 0	CAN	EQ	14	SHARMAN AN	(1)	20 BOUCHARD M On Ice CAN 30 3 6 10 14 20 10 WILLOUGHBY KJ CHN 24 2 10 14 16 17
Penalty	10:24	12:24	CHN	2 min.	18	WEN L		- Tripping
Penalty	13:43	15:43	CAN	2 min.	21	IAZZOLINO BM		- Tripping
GK	14:51		CHN		1	HE S		- Goalkeeper in 24 WANG Y - Goalkeeper out
Penalty	15:51	17:51	CAN	2 min.	2	LARSON AML		- Hooking
Penalty	18:51	20:51	CAN	2 min.	15	MAGWOOD JL		- Holding the Stick

2nd Period

Action	Time	ET/Res	Team	Type	No.	Name	(G)	Name of Assistant(s) / Action Description
Penalty	20:19	22:19	CHN	2 min.	7	ZHANG M		- Cross-Checking
Goal	23:02	4 : 0	CAN	EQ	15	MAGWOOD JL	(1)	13 GAVELIN KD On Ice CAN 30 2 13 15 19 25 25 GOSLING KEA CHN 1 2 5 7 11 18
Goal	24:38	5 : 0	CAN	EQ	9	LABELLE A	(1)	26 CORMIER J On Ice CAN 30 2 3 9 16 26 CHN 1 8 10 13 14 17
Goal	31:51	6 : 0	CAN	EQ	20	BOUCHARD M	(2)	10 WILLOUGHBY KJ On Ice CAN 30 7 10 20 21 25 CHN 1 5 7 8 11 13
Goal	33:21	6 : 1	CHN	EQ	23	FANG X	(1)	On Ice CAN 30 3 4 6 8 19 CHN 1 8 15 18 19 23
Penalty	35:03	37:03	CAN	2 min.	11	APPERSON KEL		- Tripping
Penalty	35:21	37:21	CHN	2 min.	8	DENG D		- Hooking
Penalty	36:47	38:47	CAN	2 min.	3	LARAMEE M		- Slashing
Penalty	38:40	39:25	CHN	2 min.	18	WEN L		- Tripping
Goal	39:25	7 : 1	CAN	PP1	8	GRIBBONS KK	(1)	11 APPPERSON KEL On Ice CAN 30 3 4 6 8 10 4 ODDY DA CHN 1 8 15 18 19 23 *

3rd Period

Action	Time	ET/Res	Team	Type	No.	Name	(G)	Name of Assistant(s) / Action Description
Penalty	47:02	49:02	CAN	2 min.	14	SHARMAN AN		- Illegal Hit
Penalty	47:15	49:15	CAN	2 min.	6	MURRAY K		- Tripping
Goal	50:48	8 : 1	CAN	EQ	18	MARRIOTT R	(1)	11 APPPERSON KEL On Ice CAN 30 8 11 18 21 25 21 IAZZOLINO BM CHN 1 8 10 14 17 18
Goal	57:57	9 : 1	CAN	EQ	4	ODDY DA	(1)	3 LARAMEE M On Ice CAN 30 2 3 4 15 19 15 MAGWOOD JL CHN 1 5 7 11 18 21
GK	60:00		CAN					30 LAMENTA V - Goalkeeper out
GK	60:00		CHN					1 HE S - Goalkeeper out



Goalkeeper Records

Team : CAN - Canada

Team : CHN - People's Republic of China

No.	Name	SOG	SVS	MIP
30	LAMENTA Valerie	5	4	60:00
1	SLUYS Stephanie Michelle			

No.	Name	SOG	SVS	MIP
1	HE Siye	42	36	45:09
24	WANG Yuqing	13	10	14:51

Game Statistics

Team : CAN (red)

Head Coach : FLANAGAN Rachel Nicole

No.	Pos.	Name	G	A	P	PIM	FO+	FO-	FO+/-	FO%	Shots on Goal				TS	+/-
											1	2	3	OT		
2	D	LARSON Alexis Marie Larson	0	0	0	2	0	0	0	0.00	0	0	0	0	0	+3
10	F	WILLOUGHBY Kaitlin Jade	0	3	3	0	1	0	1	100.00	1	1	1	3	3	+3
14	F	SHARMAN Alanna Nicole	1	1	2	2	0	0	0	0.00	1	2	1	4	2	+2
20	F	BOUCHARD Melodie	2	2	4	0	5	7	-2	41.67	1	3	1	5	4	+4
25	F	GOSLING Katelyn Elizabeth Anne +C	0	1	1	0	0	0	0	0.00	1	0	0	1	1	+3
7	D	RIEDER Erica Lynn	0	0	0	0	0	0	0	0.00	0	0	0	0	0	+2
9	F	LABELLE Alexandra	1	0	1	0	9	4	5	69.23	1	3	3	7	1	+1
16	F	POZNIKOFF Alexandra Isabella	0	0	0	0	1	3	-2	25.00	0	1	0	1	1	+1
21	D	IAZZOLINO Brianna Marie	0	1	1	2	0	0	0	0.00	1	1	0	2	2	+2
26	F	CORMIER Jessica +A	0	1	1	0	0	0	0	0.00	2	1	3	6	2	+2
6	D	MURRAY Kelly	0	0	0	2	0	0	0	0.00	0	0	0	0	0	+1
13	F	GAVELIN Kylie Dawn	0	1	1	0	0	0	0	0.00	1	1	2	4	1	+1
15	F	MAGWOOD Jaycee Lee	1	1	2	2	0	0	0	0.00	0	2	0	2	2	+2
19	F	DUBOIS Catherine	0	0	0	0	9	3	6	75.00	0	1	1	2	1	+1
22	D	BAILEY Katherine Louise	1	0	1	0	0	0	0	0.00	1	0	0	1	1	+2
3	D	LARAMeE Maude	0	1	1	2	0	0	0	0.00	0	2	2	4	2	+2
4	F	ODDY Daley Anne	1	2	3	0	1	1	0	50.00	1	1	1	3	1	+1
8	F	GRIBBONS Kelly Kristin	1	0	1	0	8	2	6	80.00	1	1	0	2	0	0
11	F	APPERSON Kelty Eileen Long +A	0	2	2	2	0	1	-1	0.00	1	2	3	6	1	+1
18	F	MARRIOTT Rachel	1	0	1	0	0	0	0	0.00	0	1	1	2	1	+1
1	GK	SLUYS Stephanie Michelle	0	0	0	0					0	0	0	0	0	
30	GK	LAMENTA Valerie	0	0	0	0					0	0	0	0	0	
Total			9	16	25	14	34	21	13	61.82	13	23	19	55		

Team : CHN (white)

Head Coach : GUAN Xiaobo

No.	Pos.	Name	G	A	P	PIM	FO+	FO-	FO+/-	FO%	Shots on Goal				TS	+/-
											1	2	3	OT		
5	F	TIAN Naiyuan	0	0	0	0	0	0	0	0.00	0	0	0	0	0	-4
7	F	ZHANG Mengying +C	0	0	0	2	8	13	-5	38.10	0	0	0	0	0	-4
8	D	DENG Di +A	0	0	0	2	1	1	0	50.00	0	0	1	1	1	-3
11	F	LU Shuang	0	0	0	0	1	1	0	50.00	1	0	0	1	1	-4
18	D	WEN Lu	0	0	0	4	1	1	0	50.00	0	0	0	0	0	-3
13	D	ZHAO Qinan	0	0	0	0	0	0	0	0.00	0	0	0	0	0	-3
15	F	KONG Minghui	0	0	0	0	1	0	1	100.00	0	0	0	0	0	+1
19	F	HE Xin	0	0	0	0	1	7	-6	12.50	0	0	0	0	0	+1
21	D	LIU Siyang	0	0	0	0	0	0	0	0.00	0	0	0	0	0	-2
23	F	FANG Xin +A	1	0	1	0	6	2	4	75.00	0	1	0	1	1	+1
2	D	XIAO Jinqiu	0	0	0	0	0	0	0	0.00	0	0	0	0	0	-2
10	F	JU Jingwen	0	0	0	0	0	0	0	0.00	0	0	1	1	1	-4
14	F	GUAN Yingying	0	0	0	0	2	8	-6	20.00	0	0	0	0	0	-4
16	F	JIANG Bowen	0	0	0	0	0	0	0	0.00	0	0	0	0	0	-1
17	F	LYU Yue	0	0	0	0	0	1	-1	0.00	0	0	1	1	1	-4
3	F	WANG Ruixi	0	0	0	0	0	0	0	0.00	0	0	0	0	0	0
4	F	DU Jiayao	0	0	0	0	0	0	0	0.00	0	0	0	0	0	0
12	D	WANG Wenzhuo	0	0	0	0	0	0	0	0.00	0	0	0	0	0	0
1	GK	HE Siye	0	0	0	0					0	0	0	0	0	
24	GK	WANG Yuqing	0	0	0	0					0	0	0	0	0	





Head Coach : GUAN Xiaobo

No.	Pos.	Name	G	A	P	PIM	FO+	FO-	FO+/-	FO%	Shots on Goal					+/-
											1	2	3	OT	TS	
Total			1	0	1	8	21	34	-13	38.18	1	1	3		5	

Group A

R	Team	GP	W	OTW	OTL	L	GDF	GF:GA	PTS
1	CAN	1	1	0	0	0	+8	9 : 1	3
2	CHN	1	0	0	0	1	-8	1 : 9	0
-	GBR	0							
-	KAZ	0							

	CAN	CHN	GBR	KAZ
CAN	*****	9:1	MON 30 JAN 16:30	WED 01 FEB 20:00
CHN	1:9	*****	WED 01 FEB 16:30	MON 30 JAN 20:00
GBR	MON 30 JAN 16:30	WED 01 FEB 16:30	*****	SAT 28 JAN 20:00
KAZ	WED 01 FEB 20:00	MON 30 JAN 20:00	SAT 28 JAN 20:00	*****

Legend:			
(G)	Goals in tournament	*	does not count for Plus/minus
+C	Captain	A	Assists
ET/Res	Penalty end time/Result of game	F	Forward
FO+	Face-offs won	FO+/-	Face-offs net
GDF	Goal difference	GF	Goals for
L	Losses	MIP	Minutes in play (GK)
OTL	Overtime losses	OTW	Overtime wins
Pos.	Position	PP1	Power play - 1 player
R	Rank	SHG	Shorthanded goals
TPP	Time on power play	TS	Total shots
		+/-	Plus/minus net
		+A	Assistant captain
		D	Defence
		EQ	Equal strength
		FO-	Face-offs lost
		FO%	Face-offs won as percentage
		G	Goals
		GA	Goals against
		GK	Goalkeeper
		GP	Games played
		No.	Jersey number
		OT	Overtime
		P	Points
		PIM	Penalties in minutes
		PPG	Power play goals
		PTS	Points
		SOG	Shots on goal
		SVS	Saves
		W	Wins

CHN - China adjusted to People's Republic of China





Line-Ups

KAZ - GBR

Referees

COOKE Kelly Elizabeth (USA) , RAABYE FUCHSEL Maria (DEN)

Linesmen

FU Yue (CHN) , MOORE Kristin (USA)

Goalkeepers

Team: KAZ

No. Name

25 GLAZKOVA Tatyana
20 DMITRIYEVA Darya

Team Line-ups

Team: KAZ (blue)

No. Pos. Name

15	D	NURGALIYEVA Galiya +C
22	D	OLZHABAYEVA Aida
5	F	ALDABERGENOVA Malika
12	F	RYSPEK Meruyert +A
14	F	ORLOVA Anastasiya
6	D	KHAMIMULDINOVA Azhar
13	D	LIKHAUS Tatyana
3	F	TURSYNOVA Madina
7	F	KARTANBAYEVA Bulbul
10	F	SHEGEBAYEVA Aray +A
18	D	FEKLISTOVA Alexandra
21	D	BUTORINA Yuliya
4	F	ASHIMOVA Pernesh
9	F	FILIMONOVA Nadezhda
19	F	FELZINK Karina
27	D	KITAIBEKOVA Fatima
29	D	MYNGZHASSAROVA Lazzat
2	F	MOLDABAY Dariya
17	F	BUSHUYEVA Xeniya
23	F	RAMAZANOVA Elvira

Head Coach: MALTSEV ALEXANDR

NOT DRESSED:

30 GK CHSHYOKOLOVA Arina

Team: GBR

No. Name

1 BOLWELL Samantha Anne
20 STEEPLES Holly Louise

Team: GBR (white)

No. Pos. Name

3	D	HUTCHINSON Sarah Kate +A
21	D	SULLIVAN Meghan Louise
16	F	ALLEN Saffron Fern +C
18	F	ASHTON Clara Janine
19	F	THORNTON Abbie Coral
4	D	LICKMAN Lucy Annabelle
6	D	KENDALL Lucy Clara
9	F	WORTHINGTON Hannah Carol
10	F	BROWNE Judith Eileen +A
17	F	TURNBULL Danielle Nicola Elizabeth
2	D	SANDERS Emma Louise
14	D	RATHBONE Megan Jade
5	F	ADEY Rosanne Jane
11	F	AHMED Charlotte India
12	F	ADAMS Louise
8	F	HOLGATE Jessica Emily
15	F	MILNE Elizabeth Victoria

Head Coach: ASHTON James

Legend:

D Defence

+A Assistant captain

F Forward

+C Captain

No. Jersey number

Pos. Position



Game Summary

KAZ - GBR 11 - 0 (4 - 0 , 4 - 0 , 3 - 0)

Spectators	Referees	Linesmen
2990	COOKE Kelly Elizabeth (USA) , RAABYE FUCHSEL Maria (DEN)	FU Yue (CHN) , MOORE Kristin (USA)

Team Statistics

Period	Score	SVS	SOG	PIM	TPP	PPG	SHG
1	4 : 0	4 : 19	23 : 4	0 : 8	04:18 : 00:00	2 : 0	0 : 0
2	4 : 0	4 : 16	20 : 4	4 : 35	08:59 : 03:48	3 : 0	0 : 0
3	3 : 0	3 : 17	20 : 3	6 : 2	04:09 : 06:00	0 : 0	2 : 0
Total	11 : 0	11 : 52	63 : 11	10 : 45	17:26 : 09:48	5 : 0	2 : 0

1st Period

Action	Time	ET/Res	Team	Type	No.	Name	(G)	Name of Assistant(s) / Action Description
GK	00:00		KAZ		20	DMITRIYEVA D		- Goalkeeper in
GK	00:00		GBR		1	BOLWELL SA		- Goalkeeper in
Goal	01:46	1 : 0	KAZ	EQ	19	FELZINK K	(1)	15 NURGALIYEVA G On Ice KAZ 20 4 9 15 19 22 GBR 1 4 6 9 10 17
Penalty	04:16	06:16	GBR	2 min.	15	MILNE EV		- Tripping
Penalty	06:07	06:20	GBR	2 min.	12	ADAMS L		- Tripping
Goal	06:20	2 : 0	KAZ	PP1	5	ALDABERGENOVA M	(1)	12 RYSPEK M On Ice KAZ 20 5 6 12 13 14 GBR 1 3 6 14 15 *
Penalty	12:22	12:36	GBR	2 min.	14	RATHBONE MJ		- Hooking
Goal	12:36	3 : 0	KAZ	PP1	6	KHAMIMULDINOVA A	(1)	12 RYSPEK M On Ice KAZ 20 5 6 12 13 14 GBR 1 3 6 9 10 *
Penalty	14:34	16:34	GBR	2 min.	9	WORTHINGTON HC		- High Sticking
Goal	18:01	4 : 0	KAZ	EQ	15	NURGALIYEVA G	(1)	23 RAMAZANOVA E On Ice KAZ 20 15 17 22 23 29 GBR 1 3 5 11 14 21

2nd Period

Action	Time	ET/Res	Team	Type	No.	Name	(G)	Name of Assistant(s) / Action Description
Penalty	20:44	22:44	GBR	2 min.	10	BROWNE JE		- Tripping
Goal	22:54	5 : 0	KAZ	EQ	7	KARTANBAYEVA B	(1)	10 SHEGEBAYEVA A On Ice KAZ 20 3 7 10 13 22 22 OLZHABAYEVA A GBR 1 3 6 10 16 17
Penalty	23:16	25:16	GBR	2 min.	9	WORTHINGTON HC		- Tripping
Penalty	26:41	28:41	KAZ	2 min.	13	LIKHAUS T		- Illegal Hit
Penalty	28:29	29:50	GBR	2 min.	10	BROWNE JE		- Interference
Goal	29:50	6 : 0	KAZ	PP1	12	RYSPEK M	(1)	5 ALDABERGENOVA M On Ice KAZ 20 5 12 14 15 22 14 ORLOVA A GBR 1 3 12 16 18 *
Penalty	30:16	32:16	KAZ	2 min.	23	RAMAZANOVA E		- Tripping
Penalty	32:33	32:58	GBR	2 min.	3	HUTCHINSON SK		- Roughing
Goal	32:58	7 : 0	KAZ	PP1	4	ASHIMOVA P	(1)	18 FEKLISTOVA A On Ice KAZ 20 4 6 9 18 19 6 KHAMIMULDINOVA A GBR 1 4 6 11 14 *
Penalty	34:05	34:39	GBR	2 min.	16	ALLEN SF		- Illegal Hit
Goal	34:39	8 : 0	KAZ	PP1	14	ORLOVA A	(1)	12 RYSPEK M On Ice KAZ 20 5 12 14 15 22 22 OLZHABAYEVA A GBR 1 14 17 18 19 *
Penalty	37:09	42:09	GBR	5 min.	3	HUTCHINSON SK		- Checking to the Head and Neck Area / Served by: 8 HOLTGATE JE
Penalty	37:09	60:00	GBR	20 min.	3	HUTCHINSON SK		- Game Misconduct Penalty

3rd Period

Action	Time	ET/Res	Team	Type	No.	Name	(G)	Name of Assistant(s) / Action Description
Penalty	42:40	44:40	GBR	2 min.	10	BROWNE JE		- Tripping
Penalty	46:16	48:16	KAZ	2 min.	13	LIKHAUS T		- Tripping
Goal	48:05	9 : 0	KAZ	SH1	10	SHEGEBAYEVA A	(1)	15 NURGALIYEVA G On Ice KAZ 20 3 10 15 22 GBR 1 5 10 12 14 21
Penalty	48:49	50:49	KAZ	2 min.	14	ORLOVA A		- Illegal Hit



Action	Time	ET/Res	Team	Type	No.	Name	(G)	Name of Assistant(s)	Action Description
Goal	53:34	10 : 0	KAZ	EQ	19	FELZINK K	(2)	22 OLZHABAYEVA A	On Ice KAZ 20 4 9 15 19 22 GBR 1 4 5 6 11 14
Time-out	54:31		GBR						
GK	54:31		KAZ		25	GLAZKOVA T		- Goalkeeper in	20 DMITRIYEVA D - Goalkeeper out
Penalty	56:45	58:45	KAZ	2 min.	6	KHAMIMULDINOVA A		- Holding an opponent	
Goal	58:23	11 : 0	KAZ	SH1	7	KARTANBAYEVA B	(2)	14 ORLOVA A	On Ice KAZ 25 7 14 15 22 GBR 1 8 10 11 19 21
GK	60:00		KAZ						25 GLAZKOVA T - Goalkeeper out
GK	60:00		GBR						1 BOLWELL SA - Goalkeeper out

Goalkeeper Records

Team : KAZ - Kazakhstan

No.	Name	SOG	SVS	MIP
20	DMITRIYEVA Darya	11	11	54:31
25	GLAZKOVA Tatyana	0	0	05:29

Team : GBR - United Kingdom of Great Britain and Northern Ireland

No.	Name	SOG	SVS	MIP
1	BOLWELL Samantha Anne	63	52	60:00
20	STEEPLES Holly Louise			

Game Statistics

Team : KAZ (blue)

Head Coach : MALTSEV ALEXANDR

No.	Pos.	Name	G	A	P	PIM	FO+	FO-	FO+/-	FO%	Shots on Goal					+/-
											1	2	3	OT	TS	
5	F	ALDABERGENOVA Malika	1	1	2	0	20	8	12	71.43	4	2	3		9	0
12	F	RYSPEK Meruyert +A	1	3	4	0	1	2	-1	33.33	5	3	2		10	0
14	F	ORLOVA Anastassiya	1	2	3	2	0	0	0	0.00	2	1	2		5	+1
15	D	NURGALIYEVA Galiya +C	1	2	3	0	0	0	0	0.00	2	2	2		6	+5
22	D	OLZHABAYEVA Aida	0	3	3	0	0	0	0	0.00	1	2	1		4	+6
3	F	TURSYNOVA Madina	0	0	0	0	1	0	1	100.00	0	1	2		3	+2
6	D	KHAMIMULDINOVA Azhar	1	1	2	2	0	0	0	0.00	1	0	0		1	0
7	F	KARTANBAYEVA Bulbul	2	0	2	0	1	0	1	100.00	2	1	2		5	+2
10	F	SHEGEBAYEVA Aray +A	1	1	2	0	12	3	9	80.00	2	1	3		6	+2
13	D	LIKHAUS Tatyana	0	0	0	4	0	0	0	0.00	0	0	0		0	+1
4	F	ASHIMOVA Pernesh	1	0	1	0	1	1	0	50.00	1	2	0		3	+2
9	F	FILIMONOVA Nadezhda	0	0	0	0	5	4	1	55.56	1	0	0		1	+2
18	D	FEKLISTOVA Alexandra	0	1	1	0	0	0	0	0.00	0	2	0		2	0
19	F	FELZINK Karina	2	0	2	0	0	2	-2	0.00	2	3	2		7	+2
21	D	BUTORINA Yuliya	0	0	0	0	0	0	0	0.00	0	0	0		0	0
2	F	MOLDABAY Dariya	0	0	0	0	0	0	0	0.00	0	0	0		0	0
17	F	BUSHUYEVA Xeniya	0	0	0	0	6	6	0	50.00	0	0	0		0	+1
23	F	RAMAZANOVA Elvira	0	1	1	2	0	0	0	0.00	0	0	1		1	+1
27	D	KITAIBEKOVA Fatima	0	0	0	0	0	0	0	0.00	0	0	0		0	0
29	D	MYNGZHASSAROVA Lazzat	0	0	0	0	0	0	0	0.00	0	0	0		0	+1
20	GK	DMITRIYEVA Darya	0	0	0	0					0	0	0		0	
25	GK	GLAZKOVA Tatyana	0	0	0	0					0	0	0		0	
Total			11	15	26	10	47	26	21	64.38	23	20	20		63	

Team : GBR (white)

Head Coach : ASHTON James

No.	Pos.	Name	G	A	P	PIM	FO+	FO-	FO+/-	FO%	Shots on Goal					+/-
											1	2	3	OT	TS	
3	D	HUTCHINSON Sarah Kate +A	0	0	0	27	0	0	0	0.00	0	1	0		1	-2
16	F	ALLEN Saffron Fern +C	0	0	0	2	10	16	-6	38.46	1	0	0		1	-1
18	F	ASHTON Clara Janine	0	0	0	0	0	3	-3	0.00	1	0	0		1	0
19	F	THORNTON Abbie Coral	0	0	0	0	0	1	-1	0.00	0	0	0		0	-1
21	D	SULLIVAN Meghan Louise	0	0	0	0	0	0	0	0.00	0	0	0		0	-3
4	D	LICKMAN Lucy Annabelle	0	0	0	0	0	0	0	0.00	0	0	0		0	-2
6	D	KENDALL Lucy Clara	0	0	0	0	0	0	0	0.00	0	0	0		0	-3
9	F	WORTHINGTON Hannah Carol	0	0	0	4	0	0	0	0.00	0	0	0		0	-1
10	F	BROWNE Judith Eileen +A	0	0	0	6	7	12	-5	36.84	0	0	2		2	-4
17	F	TURNBULL Danielle Nicola Elizabeth	0	0	0	0	0	1	-1	0.00	0	0	0		0	-2



Head Coach : ASHTON James

No.	Pos.	Name	G	A	P	PIM	FO+	FO-	FO+/-	FO%	Shots on Goal					+/-
											1	2	3	OT	TS	
2	D	SANDERS Emma Louise	0	0	0	0	0	0	0	0.00	0	2	0		2	0
5	F	ADEY Rosanne Jane	0	0	0	0	0	0	0	0.00	0	0	0		0	-3
11	F	AHMED Charlotte India	0	0	0	0	0	1	-1	0.00	0	0	0		0	-3
12	F	ADAMS Louise	0	0	0	2	0	0	0	0.00	0	0	1		1	-1
14	D	RATHBONE Megan Jade	0	0	0	2	9	13	-4	40.91	2	1	0		3	-3
8	F	HOLGATE Jessica Emily	0	0	0	0	0	0	0	0.00	0	0	0		0	-1
15	F	MILNE Elizabeth Victoria	0	0	0	2	0	0	0	0.00	0	0	0		0	0
1	GK	BOLWELL Samantha Anne	0	0	0	0					0	0	0		0	
20	GK	STEEPLES Holly Louise	0	0	0	0					0	0	0		0	
Total			0	0	0	45	26	47	-21	35.62	4	4	3		11	

Group A

R	Team	GP	W	OTW	OTL	L	GDF	GF : GA	PTS
1	KAZ	1	1	0	0	0	+11	11 : 0	3
2	CAN	1	1	0	0	0	+8	9 : 1	3
3	CHN	1	0	0	0	1	-8	1 : 9	0
4	GBR	1	0	0	0	1	-11	0 : 11	0

	CAN	CHN	GBR	KAZ
CAN	*****	9:1	MON 30 JAN 16:30	WED 01 FEB 20:00
CHN	1:9	*****	WED 01 FEB 16:30	MON 30 JAN 20:00
GBR	MON 30 JAN 16:30	WED 01 FEB 16:30	*****	0:11
KAZ	WED 01 FEB 20:00	MON 30 JAN 20:00	11:0	*****

Legend:		
(G)	Goals in tournament	* does not count for Plus/minus
+C	Captain	A Assists
ET/Res	Penalty end time/Result of game	F Forward
FO+	Face-offs won	FO+/- Face-offs net
GDF	Goal difference	GF Goals for
L	Losses	MIP Minutes in play (GK)
OTL	Overtime losses	OTW Overtime wins
Pos.	Position	PP1 Power play - 1 player
R	Rank	SH1 Shorthanded - 1 player
SVS	Saves	TPP Time on power play
		+/- Plus/minus net
		D Defence
		EQ Equal strength
		FO- Face-offs lost
		FO% Face-offs won as percentage
		G Goals
		GA Goals against
		GK Goalkeeper
		GP Games played
		OT Overtime
		P Points
		PIM Penalties in minutes
		PPG Power play goals
		PTS Points
		SHG Shorthanded goals
		SOG Shots on goal
		TS Total shots
		W Wins





Line-Ups

CAN - GBR

Referees

BERGECLIFF EVY MARIA TERESE (SWE) , RAABYE FUCHSEL
Maria (DEN)

Linesmen

FU Yue (CHN) , SHESTAKOVA Oksana (KAZ)

Goalkeepers

Team: CAN

No. Name

1 SLUYS Stephanie Michelle

30 LAMENTA Valerie

Team Line-ups

Team: CAN (white)

No. Pos. Name

2	D	LARSON Alexis Marie Larson
9	F	LABELLE Alexandra
19	F	DUBOIS Catherine
25	F	GOSLING Katelyn Elizabeth Anne +C
26	F	CORMIER Jessica
7	D	RIEDER Erica Lynn
21	D	IAZZOLINO Brianna Marie
13	F	GAVELIN Kylie Dawn
15	F	MAGWOOD Jaycee Lee
16	F	POZNIKOFF Alexandra Isabella
3	D	LARAMeE Maude
22	D	BAILEY Katherine Louise
8	F	GRIBBONS Kelly Kristin
11	F	APPERSON Kelty Eileen Long +A
18	F	MARRIOTT Rachel
6	D	MURRAY Kelly
4	F	ODDY Daley Anne
10	F	WILLOUGHBY Kaitlin Jade +A
14	F	SHARMAN Alanna Nicole
20	F	BOUCHARD Melodie

Head Coach: FLANAGAN Rachel Nicole

Team: GBR

No. Name

1 BOLWELL Samantha Anne

20 STEEPLES Holly Louise

Team: GBR (blue)

No. Pos. Name

21	D	SULLIVAN Meghan Louise
12	F	ADAMS Louise
16	F	ALLEN Saffron Fern +C
18	F	ASHTON Clara Janine
19	F	THORNTON Abbie Coral
4	D	LICKMAN Lucy Annabelle
6	D	KENDALL Lucy Clara
9	F	WORTHINGTON Hannah Carol
10	F	BROWNE Judith Eileen +A
17	F	TURNBULL Danielle Nicola Elizabeth
2	D	SANDERS Emma Louise
3	D	HUTCHINSON Sarah Kate +A
14	D	RATHBONE Megan Jade
5	F	ADEY Rosanne Jane
11	F	AHMED Charlotte India
8	F	HOLGATE Jessica Emily
15	F	MILNE Elizabeth Victoria

Head Coach: ASHTON James

Legend:

D	Defence	F	Forward	No.	Jersey number	Pos.	Position
+A	Assistant captain	+C	Captain				



Game Summary

CAN - GBR 14 - 0 (8 - 0 , 5 - 0 , 1 - 0)

Spectators	Referees	Linesmen
462	BERGECLIFF Evy Maria Terese (SWE) , RAABYE FUCHSEL Maria (DEN)	FU Yue (CHN) , SHESTAKOVA Oksana (KAZ)

Team Statistics

Period	Score	SVS	SOG	PIM	TPP	PPG	SHG
1	8 : 0	0 : 29	37 : 0	2 : 2	00:17 : 02:00	1 : 0	0 : 0
2	5 : 0	0 : 15	20 : 0	2 : 8	04:33 : 01:40	2 : 0	0 : 0
3	1 : 0	0 : 19	20 : 0	2 : 8	07:07 : 02:00	1 : 0	0 : 0
Total	14 : 0	0 : 63	77 : 0	6 : 18	11:57 : 05:40	4 : 0	0 : 0

1st Period

Action	Time	ET/Res	Team	Type	No.	Name	(G)	Name of Assistant(s) / Action Description
GK	00:00		CAN		1	SLUYS SM		- Goalkeeper in
GK	00:00		GBR		1	BOLWELL SA		- Goalkeeper in
Penalty	01:41	03:41	CAN	2 min.	3	LARAMEE M		- Illegal Hit
Goal	03:54	1 : 0	CAN	EQ	22	BAILEY KL	(2)	On Ice CAN 1 7 9 19 22 26 GBR 1 2 3 8 16 19
Goal	04:41	2 : 0	CAN	EQ	2	LARSON AML	(1)	6 MURRAY K On Ice CAN 1 2 6 19 21 22 GBR 1 5 11 12 14 21
Goal	07:50	3 : 0	CAN	EQ	9	LABELLE A	(2)	On Ice CAN 1 2 4 9 25 26 GBR 1 8 12 14 15 21
Penalty	12:29	12:46	GBR	2 min.	1	BOLWELL SA		- Tripping / Served by: 4 LICKMAN LA
Goal	12:46	4 : 0	CAN	PP1	3	LARAMEE M	(1)	8 GRIBBONS KK 7 RIEDER EL On Ice CAN 1 3 7 8 10 18 GBR 1 2 3 9 10
Goal	14:07	5 : 0	CAN	EQ	20	BOUCHARD M	(3)	14 SHARMAN AN 10 WILLOUGHBY KJ On Ice CAN 1 6 10 14 20 22 GBR 1 4 5 6 11 14
Goal	16:09	6 : 0	CAN	EQ	16	POZNIKOFF AI	(1)	3 LARAMEE M 15 MAGWOOD JL On Ice CAN 1 3 8 15 16 22 GBR 1 4 6 14 16 19
Goal	18:42	7 : 0	CAN	EQ	26	CORMIER J	(1)	19 DUBOIS C 2 LARSON AML On Ice CAN 1 2 9 19 21 26 GBR 1 4 6 16 18 19
Goal	19:31	8 : 0	CAN	EQ	3	LARAMEE M	(2)	16 POZNIKOFF AI On Ice CAN 1 3 7 13 15 16 GBR 1 2 3 5 11 14

2nd Period

Action	Time	ET/Res	Team	Type	No.	Name	(G)	Name of Assistant(s) / Action Description
Penalty	24:01	26:01	CAN	2 min.	4	ODDY DA		- Interference
Penalty	25:41	27:06	GBR	2 min.	9	WORTHINGTON HC		- Illegal Hit
Goal	27:06	9 : 0	CAN	PP1	15	MAGWOOD JL	(2)	13 GAVELIN KD 3 LARAMEE M On Ice CAN 1 3 11 13 15 22 GBR 1 2 3 10 11
Goal	28:22	10 : 0	CAN	EQ	20	BOUCHARD M	(4)	14 SHARMAN AN 6 MURRAY K On Ice CAN 1 6 10 14 20 25 GBR 1 11 12 16 19 21
GK	28:35		GBR		20	STEEPLES HL		- Goalkeeper in
Goal	31:18	11 : 0	CAN	EQ	20	BOUCHARD M	(5)	1 BOLWELL SA - Goalkeeper out 10 WILLOUGHBY KJ 14 SHARMAN AN On Ice CAN 1 2 10 14 20 25 GBR 20 4 6 9 18 19
Penalty	32:12	32:48	GBR	2 min.	14	RATHBONE MJ		- Tripping
Goal	32:48	12 : 0	CAN	PP1	21	IAZZOLINO BM	(1)	9 LABELLE A On Ice CAN 1 7 9 19 21 26 GBR 20 12 16 18 21
Penalty	36:04	38:04	GBR	2 min.	3	HUTCHINSON SK		- Illegal Hit
Goal	39:08	13 : 0	CAN	EQ	26	CORMIER J	(2)	9 LABELLE A 3 LARAMEE M On Ice CAN 1 3 9 15 25 26 GBR 20 3 8 10 12 15
Penalty	39:08	41:08	GBR	2 min.	-	Team penalty		- Delaying the Game / Served by: 17 TURNBULL DNE

3rd Period

Action	Time	ET/Res	Team	Type	No.	Name	(G)	Name of Assistant(s) / Action Description
Penalty	43:16	45:16	GBR	2 min.	19	THORNTON AC		- Hooking



Action	Time	ET/Res	Team	Type	No.	Name	(G)	Name of Assistant(s) / Action Description
Penalty	49:19	51:19	GBR	2 min.	9	WORTHINGTON HC		- Hooking
Penalty	49:19	51:19	GBR	2 min.	3	HUTCHINSON SK		- Tripping
Goal	50:35	14 : 0	CAN	PP2	9	LABELLE A	(3)	2 LARSON AML 21 IAZZOLINO BM On Ice CAN 1 2 9 15 16 21 * GBR 20 4 12 18
Penalty	53:02	55:02	CAN	2 min.	21	IAZZOLINO BM		- Slashing
Time-out	53:02		GBR					
Penalty	58:01	60:00	GBR	2 min.	3	HUTCHINSON SK		- Illegal Hit
GK	60:00		CAN					1 SLUYS SM - Goalkeeper out
GK	60:00		GBR					20 STEEPLES HL - Goalkeeper out

Goalkeeper Records

Team : CAN - Canada

No.	Name	SOG	SVS	MIP
1	SLUYS Stephanie Michelle	0	0	60:00
30	LAMENTA Valerie			

Team : GBR - United Kingdom of Great Britain and Northern Ireland

No.	Name	SOG	SVS	MIP
20	STEEPLES Holly Louise	33	29	31:25
1	BOLWELL Samantha Anne	44	34	28:35

Game Statistics

Team : CAN (white)

Head Coach : FLANAGAN Rachel Nicole

No.	Pos.	Name	G	A	P	PIM	FO+	FO-	FO+/-	FO%	Shots on Goal					+/-
											1	2	3	OT	TS	
2	D	LARSON Alexis Marie Larson	1	2	3	0	0	0	0	0.00	1	0	0		1	+4
9	F	LABELLE Alexandra	2	2	4	0	16	6	10	72.73	3	0	1		4	+4
19	F	DUBOIS Catherine	0	1	1	0	1	0	1	100.00	1	3	0		4	+3
25	F	GOSLING Katelyn Elizabeth Anne +C	0	0	0	0	0	0	0	0.00	2	0	1		3	+4
26	F	CORMIER Jessica +A	2	0	2	0	0	0	0	0.00	5	2	1		8	+4
7	D	RIEDER Erica Lynn	0	1	1	0	0	0	0	0.00	1	1	1		3	+2
13	F	GAVELIN Kylie Dawn	0	1	1	0	12	0	12	100.00	4	2	1		7	+1
15	F	MAGWOOD Jaycee Lee	1	1	2	0	0	0	0	0.00	1	1	0		2	+3
16	F	POZNIKOFF Alexandra Isabella	1	1	2	0	0	0	0	0.00	4	1	0		5	+2
21	D	IAZZOLINO Brianna Marie	1	1	2	2	0	0	0	0.00	0	1	2		3	+2
3	D	LARAMeE Maude	2	3	5	2	0	0	0	0.00	3	0	3		6	+3
8	F	GRIBBONS Kelly Kristin	0	1	1	0	7	2	5	77.78	1	2	0		3	+1
11	F	APPERSON Kelty Eileen Long	0	0	0	0	0	1	-1	0.00	3	2	1		6	0
18	F	MARRIOTT Rachel	0	0	0	0	0	0	0	0.00	1	2	1		4	0
22	D	BAILEY Katherine Louise	1	0	1	0	0	0	0	0.00	1	0	0		1	+4
4	F	ODDY Daley Anne	0	0	0	2	1	1	0	50.00	2	0	0		2	+1
6	D	MURRAY Kelly	0	2	2	0	0	0	0	0.00	0	0	1		1	+3
10	F	WILLOUGHBY Kaitlin Jade +A	0	2	2	0	3	0	3	100.00	3	0	3		6	+3
14	F	SHARMAN Alanna Nicole	0	3	3	0	0	0	0	0.00	0	1	2		3	+3
20	F	BOUCHARD Melodie	3	0	3	0	10	2	8	83.33	1	2	2		5	+3
1	GK	SLUYS Stephanie Michelle	0	0	0	0					0	0	0		0	
30	GK	LAMENTA Valerie	0	0	0	0					0	0	0		0	
Total			14	21	35	6	50	12	38	80.65	37	20	20		77	

Team : GBR (blue)

Head Coach : ASHTON James

No.	Pos.	Name	G	A	P	PIM	FO+	FO-	FO+/-	FO%	Shots on Goal					+/-
											1	2	3	OT	TS	
12	F	ADAMS Louise	0	0	0	0	0	0	0	0.00	0	0	0		0	-4
16	F	ALLEN Saffron Fern +C	0	0	0	0	6	15	-9	28.57	0	0	0		0	-4
18	F	ASHTON Clara Janine	0	0	0	0	0	4	-4	0.00	0	0	0		0	-2
19	F	THORNTON Abbie Coral	0	0	0	2	0	0	0	0.00	0	0	0		0	-5
21	D	SULLIVAN Meghan Louise	0	0	0	0	0	0	0	0.00	0	0	0		0	-3
4	D	LICKMAN Lucy Annabelle	0	0	0	0	0	0	0	0.00	0	0	0		0	-4
6	D	KENDALL Lucy Clara	0	0	0	0	0	0	0	0.00	0	0	0		0	-4
9	F	WORTHINGTON Hannah Carol	0	0	0	4	0	1	-1	0.00	0	0	0		0	-1
10	F	BROWNE Judith Eileen +A	0	0	0	0	4	12	-8	25.00	0	0	0		0	-1
17	F	TURNBULL Danielle Nicola Elizabeth	0	0	0	0	0	0	0	0.00	0	0	0		0	0



Head Coach : ASHTON James

No.	Pos.	Name	G	A	P	PIM	FO+	FO-	FO+/-	FO%	Shots on Goal					+/-
											1	2	3	OT	TS	
2	D	SANDERS Emma Louise	0	0	0	0	0	0	0	0.00	0	0	0		0	-2
3	D	HUTCHINSON Sarah Kate +A	0	0	0	6	0	1	-1	0.00	0	0	0		0	-3
5	F	ADEY Rosanne Jane	0	0	0	0	0	0	0	0.00	0	0	0		0	-3
11	F	AHMED Charlotte India	0	0	0	0	0	0	0	0.00	0	0	0		0	-4
14	D	RATHBONE Megan Jade	0	0	0	2	2	17	-15	10.53	0	0	0		0	-5
8	F	HOLGATE Jessica Emily	0	0	0	0	0	0	0	0.00	0	0	0		0	-3
15	F	MILNE Elizabeth Victoria	0	0	0	0	0	0	0	0.00	0	0	0		0	-2
1	GK	BOLWELL Samantha Anne	0	0	0	2					0	0	0		0	
20	GK	STEEPLES Holly Louise	0	0	0	0					0	0	0		0	
Total			0	0	0	16	12	50	-38	19.35	0	0	0	0	0	

Group A

R	Team	GP	W	OTW	OTL	L	GDF	GF : GA	PTS
1	CAN	3	3	0	0	0	+33	34 : 1	9
2	CHN	3	2	0	0	1	+7	17 : 10	6
3	KAZ	3	1	0	0	2	-3	12 : 15	3
4	GBR	3	0	0	0	3	-37	0 : 37	0

	CAN	CHN	GBR	KAZ
CAN	*****	9:1	14:0	WED 01 FEB 20:00
CHN	1:9	*****	WED 01 FEB 16:30	MON 30 JAN 20:00
GBR	0:14	WED 01 FEB 16:30	*****	0:11
KAZ	WED 01 FEB 20:00	MON 30 JAN 20:00	11:0	*****

Legend:		
(G) Goals in tournament	* does not count for Plus/minus	+/- Plus/minus net
+C Captain	A Assists	D Defence
ET/Res Penalty end time/Result of game	F Forward	FO- Face-offs lost
FO+ Face-offs won	FO+/- Face-offs net	FO% Face-offs won as percentage
GDF Goal difference	GF Goals for	G Goals
L Losses	MIP Minutes in play (GK)	GK Goalkeeper
OTL Overtime losses	OTW Overtime wins	No. Jersey number
Pos. Position	PP1 Power play - 1 player	P Points
PTS Points	R Rank	PP2 Power play - 2 players
SVS Saves	TPP Time on power play	SHG Shorthanded goals
		TS Total shots
		+A Assistant captain
		EQ Equal strength
		GP Games played
		OT Overtime
		PIM Penalties in minutes
		PPG Power play goals
		SOG Shots on goal
		W Wins





Line-Ups

CHN - KAZ

Referees

COOKE Kelly Elizabeth (USA) , STAPLETON Michelle (CAN)

Linesmen

BERESFORD Lorna (GBR) , MOORE Kristin (USA)

Goalkeepers

Team: CHN

No. Name

1 HE Siye
24 WANG Yuqing

Team Line-ups

Team: CHN (red)

No. Pos. Name

8 D	DENG Di	+A
18 D	WEN Lu	
5 F	TIAN Naiyuan	
7 F	ZHANG Mengying	+C
11 F	LU Shuang	
13 D	ZHAO Qinan	
21 D	LIU Siyang	
15 F	KONG Minghui	
19 F	HE Xin	
23 F	FANG Xin	+A
2 D	XIAO Jinqiu	
10 F	JU Jingwen	
14 F	GUAN Yingying	
16 F	JIANG Bowen	
17 F	LYU Yue	
12 D	WANG Wenzhuo	
3 F	WANG Ruixi	
4 F	DU Jiayao	

Head Coach: GUAN Xiaobo

NOT DRESSED:

20 GK JIANG Yue

Team: KAZ

No. Name

25 GLAZKOVA Tatyana
20 DMITRIYEVA Darya

Team: KAZ (white)

No. Pos. Name

15 D	NURGALIYEVA Galiya	+C
22 D	OLZHABAYEVA Aida	
5 F	ALDABERGENOVA Malika	
12 F	RYSPEK Meruyert	+A
14 F	ORLOVA Anastassiya	
6 D	KHAMIMULDINOVA Azhar	
13 D	LIKHAUS Tatyana	
3 F	TURSYNOVA Madina	
7 F	KARTANBAYEVA Bulbul	
10 F	SHEGEBAYEVA Aray	+A
18 D	FEKLISTOVA Alexandra	
21 D	BUTORINA Yuliya	
4 F	ASHIMOVA Pernesh	
9 F	FILIMONOVA Nadezhda	
19 F	FELZINK Karina	
27 D	KITAIBEKOVA Fatima	
29 D	MYNGZHASSAROVA Lazzat	
2 F	MOLDABAY Dariya	
17 F	BUSHUYEVA Xeniya	
23 F	RAMAZANOVA Elvira	

Head Coach: MALTSEV ALEXANDR

NOT DRESSED:

30 GK CHSHYOKOLOVA Arina

Legend:

D	Defence	F	Forward	No.	Jersey number	Pos.	Position
+A	Assistant captain	+C	Captain				



Game Summary

CHN - KAZ 4 - 1 (1 - 0 , 2 - 1 , 1 - 0)

Spectators	Referees	Linesmen
3027	COOKE Kelly Elizabeth (USA) , STAPLETON Michelle (CAN)	BERESFORD Lorna (GBR) , MOORE Kristin (USA)

Team Statistics

Period	Score	SVS	SOG	PIM	TPP	PPG	SHG
1	1 : 0	7 : 18	19 : 7	2 : 8	06:05 : 02:00	1 : 0	0 : 0
2	2 : 1	6 : 12	14 : 7	2 : 4	04:10 : 01:19	1 : 1	0 : 0
3	1 : 0	8 : 6	7 : 8	0 : 2	02:00 : 00:00	0 : 0	0 : 0
Total	4 : 1	21 : 36	40 : 22	4 : 14	12:15 : 03:19	2 : 1	0 : 0

1st Period

Action	Time	ET/Res	Team	Type	No.	Name	(G) Name of Assistant(s) / Action Description
GK	00:00		KAZ		20	DMITRIYEVA D	- Goalkeeper in
GK	00:00		CHN		1	HE S	- Goalkeeper in
Penalty	04:23	06:23	KAZ	2 min.	19	FELZINK K	- Tripping
Penalty	10:30	12:30	KAZ	2 min.	15	NURGALIYEVA G	- Slashing
Penalty	15:00	17:00	CHN	2 min.	7	ZHANG M	- Hooking
Penalty	17:55	19:49	KAZ	2 min.	6	KHAMIMULDINOVA A	- Tripping
Penalty	19:20	21:20	KAZ	2 min.	10	SHEGEBAYEVA A	- Tripping
Goal	19:49	1 : 0	CHN	PP2	8	DENG D	(1) 13 ZHAO Q 15 KONG M On Ice CHN 1 7 8 13 15 23 * KAZ 20 12 15 22

2nd Period

Action	Time	ET/Res	Team	Type	No.	Name	(G) Name of Assistant(s) / Action Description
Goal	21:41	2 : 0	CHN	EQ	7	ZHANG M	(1) On Ice CHN 1 5 7 8 11 18 KAZ 20 6 10 14 15 22
Penalty	23:48	25:07	CHN	2 min.	10	JU J	- Hooking
Goal	25:07	2 : 1	KAZ	PP1	5	ALDABERGENOVA M	(2) On Ice CHN 1 8 15 18 23 * KAZ 20 5 6 12 14 18
Penalty	26:35	28:35	KAZ	2 min.	6	KHAMIMULDINOVA A	- Hooking
Penalty	35:04	35:54	KAZ	2 min.	22	OLZHABAYEVA A	- Slashing
Goal	35:54	3 : 1	CHN	PP1	19	HE X	(1) 23 FANG X On Ice CHN 1 13 15 19 21 23 * KAZ 20 3 5 6 12

3rd Period

Action	Time	ET/Res	Team	Type	No.	Name	(G) Name of Assistant(s) / Action Description
Goal	47:14	4 : 1	CHN	EQ	23	FANG X	(2) 15 KONG M 19 HE X On Ice CHN 1 13 15 19 21 23 KAZ 20 5 12 18 19 22
Penalty	49:26	51:26	KAZ	2 min.	22	OLZHABAYEVA A	- Interference
GK	60:00		CHN				1 HE S - Goalkeeper out
GK	60:00		KAZ				20 DMITRIYEVA D - Goalkeeper out

Goalkeeper Records

Team : CHN - People's Republic of China

Team : KAZ - Kazakhstan

No.	Name	SOG	SVS	MIP
1	HE Siye	22	21	60:00
24	WANG Yuqing			
No.	Name	SOG	SVS	MIP
20	DMITRIYEVA Darya	40	36	60:00
25	GLAZKOVA Tatyana			

Game Statistics

Team : CHN (red)

Head Coach : GUAN Xiaobo

No.	Pos.	Name								Shots on Goal					+/-	
			G	A	P	PIM	FO+	FO-	FO+/-	FO%	1	2	3	OT		TS
5	F	TIAN Naiyuan	0	0	0	0	0	1	-1	0.00	0	2	1		3	+1
7	F	ZHANG Mengying +C	1	0	1	2	10	10	0	50.00	4	2	0		6	+1
8	D	DENG Di +A	1	0	1	0	0	0	0	0.00	4	0	0		4	+1

IHOWTEAM6-----GPA-000400--_74 3.0

Report Created MON 30 JAN 2017 16:56

Page 1/3





Head Coach : GUAN Xiaobo

No.	Pos.	Name	G	A	P	PIM	FO+	FO-	FO+/-	FO%	Shots on Goal				TS	+/-
											1	2	3	OT		
11	F	LU Shuang	0	0	0	0	0	0	0	0.00	1	0	0		1	+1
18	D	WEN Lu	0	0	0	0	0	0	0	0.00	1	2	0		3	+1
13	D	ZHAO Qinan	0	1	1	0	0	0	0	0.00	1	0	0		1	+1
15	F	KONG Minghui	0	2	2	0	1	1	0	50.00	1	1	2		4	+1
19	F	HE Xin	1	1	2	0	6	7	-1	46.15	1	1	0		2	+1
21	D	LIU Siyang	0	0	0	0	0	0	0	0.00	2	0	0		2	+1
23	F	FANG Xin +A	1	1	2	0	7	5	2	58.33	4	5	3		12	+1
2	D	XIAO Jinqiu	0	0	0	0	0	0	0	0.00	0	0	0		0	0
10	F	JU Jingwen	0	0	0	2	0	0	0	0.00	0	0	0		0	0
14	F	GUAN Yingying	0	0	0	0	3	3	0	50.00	0	1	0		1	0
16	F	JIANG Bowen	0	0	0	0	0	0	0	0.00	0	0	0		0	0
17	F	LYU Yue	0	0	0	0	0	1	-1	0.00	0	0	1		1	0
3	F	WANG Ruixi	0	0	0	0	0	0	0	0.00	0	0	0		0	0
4	F	DU Jiayao	0	0	0	0	0	0	0	0.00	0	0	0		0	0
12	D	WANG Wenzhuo	0	0	0	0	0	0	0	0.00	0	0	0		0	0
1	GK	HE Siye	0	0	0	0	0	0	0	0.00	0	0	0		0	0
24	GK	WANG Yuqing	0	0	0	0	0	0	0	0.00	0	0	0		0	0
Total			4	5	9	4	27	28	-1	49.09	19	14	7		40	

Team : KAZ (white)

Head Coach : MALTSEV ALEXANDR

No.	Pos.	Name	G	A	P	PIM	FO+	FO-	FO+/-	FO%	Shots on Goal				TS	+/-
											1	2	3	OT		
5	F	ALDABERGENOVA Malika	1	0	1	0	14	8	6	63.64	1	2	1		4	-1
12	F	RYSPEK Meruyert +A	0	0	0	0	3	1	2	75.00	1	3	0		4	-1
14	F	ORLOVA Anastassiya	0	0	0	0	0	1	-1	0.00	0	0	1		1	-1
15	D	NURGALIYEVA Galiya +C	0	0	0	2	0	0	0	0.00	0	0	0		0	-1
22	D	OLZHABAYEVA Aida	0	0	0	4	0	0	0	0.00	1	0	0		1	-2
3	F	TURSYNOVA Madina	0	0	0	0	0	1	-1	0.00	0	0	0		0	0
6	D	KHAMIMULDINOVA Azhar	0	0	0	4	0	0	0	0.00	0	0	0		0	-1
7	F	KARTANBAYEVA Bulbul	0	0	0	0	0	1	-1	0.00	1	1	1		3	0
10	F	SHEGEBAYEVA Aray +A	0	0	0	2	9	13	-4	40.91	0	0	2		2	-1
13	D	LIKHAUS Tatyana	0	0	0	0	0	0	0	0.00	2	0	2		4	0
4	F	ASHIMOVA Pernesh	0	0	0	0	0	1	-1	0.00	1	0	0		1	0
9	F	FILIMONOVA Nadezhda	0	0	0	0	2	1	1	66.67	0	0	1		1	0
18	D	FEKLISTOVA Alexandra	0	0	0	0	0	0	0	0.00	0	0	0		0	-1
19	F	FELZINK Karina	0	0	0	2	0	0	0	0.00	0	1	0		1	-1
21	D	BUTORINA Yuliya	0	0	0	0	0	0	0	0.00	0	0	0		0	0
2	F	MOLDABAY Dariya	0	0	0	0	0	0	0	0.00	0	0	0		0	0
17	F	BUSHUYEVA Xeniya	0	0	0	0	0	0	0	0.00	0	0	0		0	0
23	F	RAMAZANOVA Elvira	0	0	0	0	0	0	0	0.00	0	0	0		0	0
27	D	KITAIBEKOVA Fatima	0	0	0	0	0	0	0	0.00	0	0	0		0	0
29	D	MYNGZHASSAROVA Lazzat	0	0	0	0	0	0	0	0.00	0	0	0		0	0
20	GK	DMITRIYEVA Darya	0	0	0	0	0	0	0	0.00	0	0	0		0	0
25	GK	GLAZKOVA Tatyana	0	0	0	0	0	0	0	0.00	0	0	0		0	0
Total			1	0	1	14	28	27	1	50.91	7	7	8		22	

Group A

R	Team	GP	W	OTW	OTL	L	GDF	GF : GA	PTS
1	CAN	2	2	0	0	0	+22	23 : 1	6
2	CHN	2	1	0	0	1	-5	5 : 10	3
3	KAZ	2	1	0	0	1	+8	12 : 4	3
4	GBR	2	0	0	0	2	-25	0 : 25	0

	CAN	CHN	GBR	KAZ
CAN	*****	9:1	14:0	WED 01 FEB 20:00
CHN	1:9	*****	WED 01 FEB 16:30	4:1
GBR	0:14	WED 01 FEB 16:30	*****	0:11
KAZ	WED 01 FEB 20:00	1:4	11:0	*****



Almaty 2017
28TH WINTER UNIVERSIADE



Legend:							
(G)	Goals in tournament	*	does not count for Plus/minus	+/-	Plus/minus net	+A	Assistant captain
+C	Captain	A	Assists	D	Defence	EQ	Equal strength
ET/Res	Penalty end time/Result of game	F	Forward	FO-	Face-offs lost	FO%	Face-offs won as percentage
FO+	Face-offs won	FO+/-	Face-offs net	G	Goals	GA	Goals against
GDF	Goal difference	GF	Goals for	GK	Goalkeeper	GP	Games played
L	Losses	MIP	Minutes in play (GK)	No.	Jersey number	OT	Overtime
OTL	Overtime losses	OTW	Overtime wins	P	Points	PIM	Penalties in minutes
Pos.	Position	PP1	Power play - 1 player	PP2	Power play - 2 players	PPG	Power play goals
PTS	Points	R	Rank	SHG	Shorthanded goals	SOG	Shots on goal
SVS	Saves	TPP	Time on power play	TS	Total shots	W	Wins





Line-Ups

REVISED
1 FEB 10:58

GBR - CHN

Referees

COOKE Kelly Elizabeth (USA) , STAPLETON Michelle (CAN)

Linesmen

MOORE Kristin (USA) , SHESTAKOVA Oksana (KAZ)

Goalkeepers

Team: GBR

No. Name

20 STEEPLES Holly Louise
1 BOLWELL Samantha Anne

Team: CHN

No. Name

20 JIANG Yue
1 HE Siye

Team Line-ups

Team: GBR (blue)

No. Pos. Name

20	D	SULLIVAN Meghan Louise
10	F	BROWNE Judith Eileen +A
16	F	ALLEN Saffron Fern +C
18	F	ASHTON Clara Janine
19	F	THORNTON Abbie Coral
4	D	LICKMAN Lucy Annabelle
6	D	KENDALL Lucy Clara
9	F	WORTHINGTON Hannah Carol
12	F	ADAMS Louise
17	F	TURNBULL Danielle Nicola Elizabeth
2	D	SANDERS Emma Louise
3	D	HUTCHINSON Sarah Kate +A
14	D	RATHBONE Megan Jade
8	F	HOLGATE Jessica Emily
15	F	MILNE Elizabeth Victoria
5	F	ADEY Rosanne Jane
11	F	AHMED Charlotte India

Head Coach: ASHTON James

No. Pos. Name

13	D	ZHAO Qinan
21	D	LIU Siyang
15	F	KONG Minghui
19	F	HE Xin
23	F	FANG Xin +A
8	D	DENG Di +A
18	D	WEN Lu
5	F	TIAN Naiyuan
7	F	ZHANG Mengying +C
11	F	LU Shuang
2	D	XIAO Jinqiu
10	F	JU Jingwen
14	F	GUAN Yingying
16	F	JIANG Bowen
17	F	LYU Yue
12	D	WANG Wenzhuo
3	F	WANG Ruixi
4	F	DU Jiayao

Head Coach: GUAN Xiaobo

NOT DRESSED:

24 GK WANG Yuqing

Legend:

D	Defence	F	Forward	No.	Jersey number	Pos.	Position
+A	Assistant captain	+C	Captain				

CHN changed GK from N24 to N1

IHOWTEAM6-----GPA-000500--_54B 1.1

Report Created WED 1 FEB 2017 10:58

Page 1/1





Game Summary

REVISED

1 FEB 13:49

GBR - CHN 0 - 12 (0 - 5 , 0 - 3 , 0 - 4)

Spectators	Referees	Linesmen
489	COOKE Kelly Elizabeth (USA) , STAPLETON Michelle (CAN)	MOORE Kristin (USA) , SHESTAKOVA Oksana (KAZ)

Team Statistics

Period	Score	SVS	SOG	PIM	TPP	PPG	SHG
1	0 : 5	14 : 2	2 : 19	2 : 0	00:00 : 00:34	0 : 1	0 : 0
2	0 : 3	17 : 4	4 : 20	6 : 6	04:31 : 03:59	0 : 1	0 : 1
3	0 : 4	22 : 1	1 : 26	10 : 0	00:00 : 06:52	0 : 1	0 : 0
Total	0 : 12	53 : 7	7 : 65	18 : 6	04:31 : 11:25	0 : 3	0 : 1

1st Period

Action	Time	ET/Res	Team	Type	No.	Name	(G)	Name of Assistant(s) / Action Description
GK	00:00		GBR		20	STEEPLES HL		- Goalkeeper in
GK	00:00		CHN		20	JIANG Y		- Goalkeeper in
Goal	04:47	0 : 1	CHN	EQ	17	LYU Y	(1)	On Ice GBR 20 2 3 8 14 15 CHN 20 2 10 14 16 17
Goal	11:02	0 : 2	CHN	EQ	10	JU J	(1)	14 GUAN Y 17 LYU Y On Ice GBR 20 4 5 6 11 12 CHN 20 2 10 14 16 17
Goal	14:49	0 : 3	CHN	EQ	7	ZHANG M	(2)	15 KONG M 5 TIAN N On Ice GBR 20 9 12 16 19 21 CHN 20 5 7 8 10 15
Goal	16:33	0 : 4	CHN	EQ	13	ZHAO Q	(1)	21 LIU S On Ice GBR 20 2 3 10 16 18 CHN 20 13 15 19 21 23
Penalty	17:21	17:55	GBR	2 min.	6	KENDALL LC		- Tripping
Goal	17:55	0 : 5	CHN	PP1	23	FANG X	(3)	13 ZHAO Q 15 KONG M On Ice GBR 20 2 3 14 15 CHN 20 13 15 17 19 23 *

2nd Period

Action	Time	ET/Res	Team	Type	No.	Name	(G)	Name of Assistant(s) / Action Description
Goal	20:12	0 : 6	CHN	EQ	19	HE X	(2)	18 WEN L On Ice GBR 20 10 16 18 19 21 CHN 20 10 12 13 18 19
Penalty	22:41	24:41	GBR	2 min.	14	RATHBONE MJ		- Illegal Hit
Penalty	25:14	25:28	GBR	2 min.	19	THORNTON AC		- Roughing
Goal	25:28	0 : 7	CHN	PP1	7	ZHANG M	(3)	13 ZHAO Q 23 FANG X On Ice GBR 20 4 6 12 16 CHN 20 7 8 13 18 23 *
Penalty	26:09	28:09	GBR	2 min.	4	LICKMAN LA		- Tripping
Penalty	27:54	29:54	CHN	2 min.	-	Team penalty		- Too Many Men / Served by: 14 GUAN Y
Penalty	28:47	30:47	CHN	2 min.	13	ZHAO Q		- Holding an opponent
GK	30:09		GBR		1	BOLWELL SA		- Goalkeeper in 20 STEEPLES HL - Goalkeeper out
Penalty	30:40	32:40	CHN	2 min.	-	Team penalty		- Delaying the Game / Served by: 12 WANG W
Goal	31:39	0 : 8	CHN	SH1	23	FANG X	(4)	On Ice GBR 1 3 12 14 16 18 CHN 20 7 8 21 23

3rd Period

Action	Time	ET/Res	Team	Type	No.	Name	(G)	Name of Assistant(s) / Action Description
Penalty	42:22	44:22	GBR	2 min.	8	HOLGATE JE		- Tripping
Penalty	44:19	44:23	GBR	2 min.	19	THORNTON AC		- Cross-Checking
Goal	44:23	0 : 9	CHN	PP1	16	JIANG B	(1)	14 GUAN Y On Ice GBR 1 3 12 14 19 CHN 20 5 11 13 14 16 *
Goal	49:19	0 : 10	CHN	EQ	19	HE X	(3)	4 DU J 14 GUAN Y On Ice GBR 1 14 16 18 19 21 CHN 20 3 4 10 13 19
Goal	50:48	0 : 11	CHN	EQ	17	LYU Y	(2)	5 TIAN N 14 GUAN Y On Ice GBR 1 2 3 5 11 14 CHN 20 4 5 13 14 17
Penalty	52:08	54:08	GBR	2 min.	16	ALLEN SF		- Hooking
Penalty	56:25	58:25	GBR	2 min.	4	LICKMAN LA		- Tripping
Time-out	57:09		GBR					



Action	Time	ET/Res	Team	Type	No.	Name	(G)	Name of Assistant(s) / Action Description
GK	57:09		GBR		20	STEEPLES HL	-	Goalkeeper in 1 BOLWELL SA - Goalkeeper out
Penalty	59:09	60:00	GBR	2 min.	10	BROWNE JE	-	Tripping
Goal	59:59	0 : 12	CHN	EQ	7	ZHANG M	(4)	23 FANG X 13 ZHAO Q On Ice GBR 20 9 12 14 16 18 CHN 20 7 10 11 13 23 20 STEEPLES HL - Goalkeeper out 20 JIANG Y - Goalkeeper out
GK	60:00		GBR					
GK	60:00		CHN					

Goalkeeper Records

Team : GBR - United Kingdom of Great Britain and Northern Ireland

Team : CHN - People's Republic of China

No.	Name	SOG	SVS	MIP	No.	Name	SOG	SVS	MIP
20	STEEPLES Holly Louise	34	26	33:00	20	JIANG Yue	7	7	60:00
1	BOLWELL Samantha Anne	31	27	27:00	1	HE Siye			

Game Statistics

Team : GBR (blue)

Head Coach : ASHTON James

No.	Pos.	Name								Shots on Goal					+/-	
			G	A	P	PIM	FO+	FO-	FO+/-	FO%	1	2	3	OT		TS
10	F	BROWNE Judith Eileen +A	0	0	0	2	2	3	-1	40.00	0	2	0		2	-2
16	F	ALLEN Saffron Fern +C	0	0	0	2	6	14	-8	30.00	0	1	0		1	-6
18	F	ASHTON Clara Janine	0	0	0	0	1	1	0	50.00	0	0	0		0	-5
19	F	THORNTON Abbie Coral	0	0	0	4	0	0	0	0.00	0	0	0		0	-3
21	D	SULLIVAN Meghan Louise	0	0	0	0	0	0	0	0.00	0	0	0		0	-3
4	D	LICKMAN Lucy Annabelle	0	0	0	4	0	0	0	0.00	0	0	0		0	-1
6	D	KENDALL Lucy Clara	0	0	0	2	0	0	0	0.00	0	0	0		0	-1
9	F	WORTHINGTON Hannah Carol	0	0	0	0	0	1	-1	0.00	0	0	0		0	-2
12	F	ADAMS Louise	0	0	0	0	4	10	-6	28.57	0	0	0		0	-4
17	F	TURNBULL Danielle Nicola Elizabeth	0	0	0	0	0	0	0	0.00	0	0	0		0	0
2	D	SANDERS Emma Louise	0	0	0	0	0	0	0	0.00	0	0	0		0	-3
3	D	HUTCHINSON Sarah Kate +A	0	0	0	0	0	0	0	0.00	0	1	0		1	-4
8	F	HOLGATE Jessica Emily	0	0	0	2	0	0	0	0.00	0	0	0		0	-1
14	D	RATHBONE Megan Jade	0	0	0	2	4	10	-6	28.57	1	0	1		2	-5
15	F	MILNE Elizabeth Victoria	0	0	0	0	0	1	-1	0.00	1	0	0		1	-1
5	F	ADEY Rosanne Jane	0	0	0	0	0	0	0	0.00	0	0	0		0	-2
11	F	AHMED Charlotte India	0	0	0	0	0	0	0	0.00	0	0	0		0	-2
1	GK	BOLWELL Samantha Anne	0	0	0	0					0	0	0		0	
20	GK	STEEPLES Holly Louise	0	0	0	0					0	0	0		0	
Total			0	0	0	18	17	40	-23	29.82	2	4	1		7	

Team : CHN (white)

Head Coach : GUAN Xiaobo

No.	Pos.	Name								Shots on Goal					+/-	
			G	A	P	PIM	FO+	FO-	FO+/-	FO%	1	2	3	OT		TS
13	D	ZHAO Qinan	1	3	4	2	0	0	0	0.00	2	1	7		10	+5
15	F	KONG Minghui	0	2	2	0	0	0	0	0.00	2	0	0		2	+2
19	F	HE Xin	2	0	2	0	15	6	9	71.43	1	2	2		5	+3
21	D	LIU Siyang	0	1	1	0	0	0	0	0.00	0	2	1		3	+2
23	F	FANG Xin +A	2	2	4	0	3	2	1	60.00	3	4	2		9	+3
5	F	TIAN Naiyuan	0	2	2	0	0	0	0	0.00	2	1	1		4	+2
7	F	ZHANG Mengying +C	3	0	3	0	12	3	9	80.00	1	1	4		6	+3
8	D	DENG Di +A	0	0	0	0	0	0	0	0.00	0	2	0		2	+2
11	F	LU Shuang	0	0	0	0	4	1	3	80.00	1	2	2		5	+1
18	D	WEN Lu	0	1	1	0	1	0	1	100.00	0	0	0		0	+1
2	D	XIAO Jinqiu	0	0	0	0	0	0	0	0.00	0	0	1		1	+2
10	F	JU Jingwen	1	0	1	0	0	0	0	0.00	2	2	1		5	+6
14	F	GUAN Yingying	0	4	4	0	5	5	0	50.00	0	1	0		1	+3
16	F	JIANG Bowen	1	0	1	0	0	0	0	0.00	3	0	2		5	+2
17	F	LYU Yue	2	1	3	0	0	0	0	0.00	2	0	2		4	+3
3	F	WANG Ruixi	0	0	0	0	0	0	0	0.00	0	0	1		1	+1



Head Coach : GUAN Xiaobo

No.	Pos.	Name	G	A	P	PIM	FO+	FO-	FO+/-	FO%	Shots on Goal				TS	+/-
											1	2	3	OT		
4	F	DU Jiayao	0	1	1	0	0	0	0	0.00	0	0	0	0	0	+2
12	D	WANG Wenzhuo	0	0	0	0	0	0	0	0.00	0	2	0	0	2	+1
1	GK	HE Siye	0	0	0	0					0	0	0	0	0	
20	GK	JIANG Yue	0	0	0	0					0	0	0	0	0	
Total			12	17	29	2	40	17	23	70.18	19	20	26	65		

Group A

R	Team	GP	W	OTW	OTL	L	GDF	GF : GA	PTS
1	CAN	2	2	0	0	0	+22	23 : 1	6
2	CHN	3	2	0	0	1	+7	17 : 10	6
3	KAZ	2	1	0	0	1	+8	12 : 4	3
4	GBR	3	0	0	0	3	-37	0 : 37	0

	CAN	CHN	GBR	KAZ
CAN	*****	9:1	14:0	WED 01 FEB 20:00
CHN	1:9	*****	12:0	4:1
GBR	0:14	0:12	*****	0:11
KAZ	WED 01 FEB 20:00	1:4	11:0	*****

Legend:			
(G)	Goals in tournament	*	does not count for Plus/minus
+C	Captain	A	Assists
ET/Res	Penalty end time/Result of game	F	Forward
FO+	Face-offs won	FO+/-	Face-offs net
GDF	Goal difference	GF	Goals for
L	Losses	MIP	Minutes in play (GK)
OTL	Overtime losses	OTW	Overtime wins
Pos.	Position	PP1	Power play - 1 player
R	Rank	SH1	Shorthanded - 1 player
SVS	Saves	TPP	Time on power play
		+/-	Plus/minus net
		D	Defence
		FO-	Face-offs lost
		G	Goals
		GK	Goalkeeper
		No.	Jersey number
		P	Points
		PPG	Power play goals
		SHG	Shorthanded goals
		TS	Total shots
		+A	Assistant captain
		EQ	Equal strength
		FO%	Face-offs won as percentage
		GA	Goals against
		GP	Games played
		OT	Overtime
		PIM	Penalties in minutes
		PTS	Points
		SOG	Shots on goal
		W	Wins

12th goal time changed from 60:00 to 59:59





Line-Ups

KAZ - CAN

Referees

RAABYE FUCHSEL Maria (DEN) , STEINBERG Olga (RUS)

Linesmen

FU Yue (CHN) , JOHANSSON Julia Annie Greta (SWE)

Goalkeepers

Team: KAZ

No. Name

25 GLAZKOVA Tatyana
20 DMITRIYEVA Darya

Team Line-ups

Team: KAZ (blue)

No. Pos. Name

15	D	NURGALIYEVA Galiya +C
22	D	OLZHABAYEVA Aida
5	F	ALDABERGENOVA Malika
12	F	RYSPEK Meruyert +A
14	F	ORLOVA Anastasiya
6	D	KHAMIMULDINOVA Azhar
13	D	LIKHAUS Tatyana
3	F	TURSYNOVA Madina
7	F	KARTANBAYEVA Bulbul
10	F	SHEGEBAYEVA Aray +A
18	D	FEKLISTOVA Alexandra
27	D	KITAIBEKOVA Fatima
4	F	ASHIMOVA Pernesh
9	F	FILIMONOVA Nadezhda
19	F	FELZINK Karina
21	D	BUTORINA Yuliya
29	D	MYNGZHASSAROVA Lazzat
2	F	MOLDABAY Dariya
17	F	BUSHUYEVA Xeniya
23	F	RAMAZANOVA Elvira

Head Coach: MALTSEV ALEXANDR

NOT DRESSED:

30 GK CHSHYOKOLOVA Arina

Team: CAN

No. Name

1 SLUYS Stephanie Michelle
30 LAMENTA Valerie

Team: CAN (white)

No. Pos. Name

3	D	LARAMEE Maude
22	D	BAILEY Katherine Louise
8	F	GRIBBONS Kelly Kristin
13	F	GAVELIN Kylie Dawn
16	F	POZNIKOFF Alexandra Isabella
2	D	LARSON Alexis Marie Larson
4	F	ODDY Daley Anne
9	F	LABELLE Alexandra
25	F	GOSLING Katelyn Elizabeth Anne +C
26	F	CORMIER Jessica +A
7	D	RIEDER Erica Lynn
21	D	IAZZOLINO Brianna Marie
11	F	APPERSON Kely Eileen Long
15	F	MAGWOOD Jaycee Lee
19	F	DUBOIS Catherine
6	D	MURRAY Kelly
10	F	WILLOUGHBY Kaitlin Jade +A
14	F	SHARMAN Alanna Nicole
18	F	MARRIOTT Rachel
20	F	BOUCHARD Melodie

Head Coach: FLANAGAN Rachel Nicole

Legend:

D	Defence	F	Forward	No.	Jersey number	Pos.	Position
+A	Assistant captain	+C	Captain				



Game Summary

KAZ - CAN 0 - 11 (0 - 3 , 0 - 3 , 0 - 5)

Spectators	Referees	Linesmen
2920	RAABYE FUCHSEL Maria (DEN) , STEINBERG Olga (RUS)	FU Yue (CHN) , JOHANSSON Julia Annie Greta (SWE)

Team Statistics

Period	Score	SVS	SOG	PIM	TPP	PPG	SHG
1	0 : 3	24 : 8	8 : 27	4 : 2	02:00 : 01:18	0 : 1	0 : 0
2	0 : 3	21 : 3	3 : 24	6 : 0	00:00 : 06:32	0 : 0	0 : 0
3	0 : 5	16 : 5	5 : 21	0 : 2	02:00 : 00:00	0 : 0	0 : 0
Total	0 : 11	61 : 16	16 : 72	10 : 4	04:00 : 07:50	0 : 1	0 : 0

1st Period

Action	Time	ET/Res	Team	Type	No.	Name	(G)	Name of Assistant(s) / Action Description
GK	00:00		KAZ		20	DMITRIYEVA D		- Goalkeeper in
GK	00:00		CAN		1	SLUYS SM		- Goalkeeper in
Penalty	03:00	05:00	CAN	2 min.	26	CORMIER J		- Tripping
Penalty	10:06	11:11	KAZ	2 min.	13	LIKHAUS T		- Hooking
Goal	11:11	0 : 1	CAN	PP1	15	MAGWOOD JL	(3)	22 BAILEY KL 14 SHARMAN AN On Ice KAZ 20 5 6 12 14 27 CAN 1 2 14 15 19 22 *
Goal	14:17	0 : 2	CAN	EQ	21	IAZZOLINO BM	(2)	19 DUBOIS C On Ice KAZ 20 5 12 14 15 22 CAN 1 2 15 18 19 21
Goal	17:39	0 : 3	CAN	EQ	19	DUBOIS C	(1)	21 IAZZOLINO BM 11 APPERSON KEL On Ice KAZ 20 3 7 10 15 22 CAN 1 7 11 15 19 21
Penalty	19:47	21:47	KAZ	2 min.	6	KHAMIMULDINOVA A		- High Sticking

2nd Period

Action	Time	ET/Res	Team	Type	No.	Name	(G)	Name of Assistant(s) / Action Description
Penalty	22:40	24:40	KAZ	2 min.	3	TURSYNOVA M		- Hooking
Penalty	24:55	26:55	KAZ	2 min.	13	LIKHAUS T		- Illegal Hit
Penalty	25:40	27:40	KAZ	2 min.	22	OLZHABAYEVA A		- Slashing
Time-out	25:40		KAZ					
Goal	30:48	0 : 4	CAN	EQ	4	ODDY DA	(2)	21 IAZZOLINO BM 26 CORMIER J On Ice KAZ 20 3 6 7 10 13 CAN 1 4 7 9 21 26
Goal	35:20	0 : 5	CAN	EQ	11	APPERSON KEL	(1)	13 GAVELIN KD On Ice KAZ 20 4 6 13 19 23 CAN 1 2 8 11 13 25
Goal	38:33	0 : 6	CAN	EQ	9	LABELLE A	(4)	4 ODDY DA On Ice KAZ 20 3 6 7 10 18 CAN 1 4 6 9 25 26

3rd Period

Action	Time	ET/Res	Team	Type	No.	Name	(G)	Name of Assistant(s) / Action Description
Goal	41:50	0 : 7	CAN	EQ	9	LABELLE A	(5)	22 BAILEY KL 6 MURRAY K On Ice KAZ 20 3 5 12 15 22 CAN 1 4 6 9 22 26
Goal	52:07	0 : 8	CAN	EQ	25	GOSLING KEA	(1)	9 LABELLE A 22 BAILEY KL On Ice KAZ 20 5 12 14 15 22 CAN 1 4 6 9 22 25
Goal	52:26	0 : 9	CAN	EQ	9	LABELLE A	(6)	25 GOSLING KEA 6 MURRAY K On Ice KAZ 20 5 12 14 15 22 CAN 1 4 6 9 25 26
Goal	54:11	0 : 10	CAN	EQ	11	APPERSON KEL	(2)	19 DUBOIS C 3 LARAMEE M On Ice KAZ 20 4 17 19 23 27 CAN 1 3 7 11 15 19
Goal	57:40	0 : 11	CAN	EQ	15	MAGWOOD JL	(4)	19 DUBOIS C 25 GOSLING KEA On Ice KAZ 20 3 6 7 10 13 CAN 1 6 15 18 19 25
Penalty	57:48	59:48	CAN	2 min.	2	LARSON AML		- Hooking
GK	60:00		KAZ					20 DMITRIYEVA D - Goalkeeper out
GK	60:00		CAN					1 SLUYS SM - Goalkeeper out



Goalkeeper Records

Team : KAZ - Kazakhstan

No.	Name	SOG	SVS	MIP
20	DMITRIYEVA Darya	72	61	60:00
25	GLAZKOVA Tatyana			

Team : CAN - Canada

No.	Name	SOG	SVS	MIP
1	SLUYS Stephanie Michelle	16	16	60:00
30	LAMENTA Valerie			

Game Statistics

Team : KAZ (blue)

Head Coach : MALTSEV ALEXANDR

No.	Pos.	Name	G	A	P	PIM	FO+	FO-	FO+/-	FO%	Shots on Goal					TS	+/-
											1	2	3	OT			
5	F	ALDABERGENOVA Malika	0	0	0	0	6	15	-9	28.57	0	1	2		3	-4	
12	F	RYSPEK Meruyert +A	0	0	0	0	2	4	-2	33.33	1	0	0		1	-4	
14	F	ORLOVA Anastassiya	0	0	0	0	0	0	0	0.00	0	2	0		2	-3	
15	D	NURGALIYEVA Galiya +C	0	0	0	0	0	0	0	0.00	1	0	0		1	-5	
22	D	OLZHABAYEVA Aida	0	0	0	2	0	0	0	0.00	1	0	0		1	-5	
3	F	TURSYNOVA Madina	0	0	0	2	0	0	0	0.00	0	0	0		0	-5	
6	D	KHAMIMULDINOVA Azhar	0	0	0	2	0	0	0	0.00	1	0	0		1	-4	
7	F	KARTANBAYEVA Bulbul	0	0	0	0	0	0	0	0.00	1	0	0		1	-4	
10	F	SHEGEBAYEVA Aray +A	0	0	0	0	9	10	-1	47.37	1	0	0		1	-4	
13	D	LIKHAUS Tatyana	0	0	0	4	0	0	0	0.00	0	0	0		0	-3	
4	F	ASHIMOVA Pernesh	0	0	0	0	0	0	0	0.00	1	0	1		2	-2	
9	F	FILIMONOVA Nadezhda	0	0	0	0	0	4	-4	0.00	0	0	0		0	0	
18	D	FEKLISTOVA Alexandra	0	0	0	0	0	0	0	0.00	0	0	0		0	-1	
19	F	FELZINK Karina	0	0	0	0	0	0	0	0.00	1	0	1		2	-2	
27	D	KITAIBEKOVA Fatima	0	0	0	0	0	0	0	0.00	0	0	1		1	-1	
2	F	MOLDABAY Dariya	0	0	0	0	0	0	0	0.00	0	0	0		0	0	
17	F	BUSHUYEVA Xeniya	0	0	0	0	1	0	1	100.00	0	0	0		0	-1	
21	D	BUTORINA Yuliya	0	0	0	0	0	0	0	0.00	0	0	0		0	0	
23	F	RAMAZANOVA Elvira	0	0	0	0	1	9	-8	10.00	0	0	0		0	-2	
29	D	MYNGZHASSAROVA Lazzat	0	0	0	0	0	0	0	0.00	0	0	0		0	0	
20	GK	DMITRIYEVA Darya	0	0	0	0					0	0	0		0		
25	GK	GLAZKOVA Tatyana	0	0	0	0					0	0	0		0		
Total			0	0	0	10	19	42	-23	31.15	8	3	5		16		

Team : CAN (white)

Head Coach : FLANAGAN Rachel Nicole

No.	Pos.	Name	G	A	P	PIM	FO+	FO-	FO+/-	FO%	Shots on Goal					TS	+/-
											1	2	3	OT			
3	D	LARAMeE Maude	0	1	1	0	0	0	0	0.00	1	0	1		2	+1	
8	F	GRIBBONS Kelly Kristin	0	0	0	0	13	3	10	81.25	2	1	1		4	+1	
13	F	GAVELIN Kylie Dawn	0	1	1	0	0	0	0	0.00	1	1	1		3	+1	
16	F	POZNIKOFF Alexandra Isabella	0	0	0	0	0	0	0	0.00	2	1	1		4	0	
22	D	BAILEY Katherine Louise	0	3	3	0	0	0	0	0.00	3	1	0		4	+2	
2	D	LARSON Alexis Marie Larson	0	0	0	2	0	0	0	0.00	0	3	0		3	+2	
4	F	ODDY Daley Anne	1	1	2	0	0	2	-2	0.00	1	1	2		4	+5	
9	F	LABELLE Alexandra	3	1	4	0	9	5	4	64.29	2	2	3		7	+5	
25	F	GOSLING Katelyn Elizabeth Anne +C	1	2	3	0	0	1	-1	0.00	1	2	3		6	+5	
26	F	CORMIER Jessica +A	0	1	1	2	0	0	0	0.00	0	0	0		0	+4	
7	D	RIEDER Erica Lynn	0	0	0	0	0	0	0	0.00	1	1	0		2	+3	
11	F	APPERSON Kelly Eileen Long	2	1	3	0	0	0	0	0.00	3	2	1		6	+3	
15	F	MAGWOOD Jaycee Lee	2	0	2	0	0	0	0	0.00	2	0	1		3	+4	
19	F	DUBOIS Catherine	1	3	4	0	10	3	7	76.92	2	3	2		7	+4	
21	D	IAZZOLINO Brianna Marie	1	2	3	0	0	0	0	0.00	1	0	0		1	+3	
6	D	MURRAY Kelly	0	2	2	0	0	0	0	0.00	0	1	2		3	+5	
10	F	WILLOUGHBY Kaitlin Jade +A	0	0	0	0	5	0	5	100.00	3	0	3		6	0	
14	F	SHARMAN Alanna Nicole	0	1	1	0	0	0	0	0.00	1	2	0		3	0	
18	F	MARRIOTT Rachel	0	0	0	0	1	0	1	100.00	0	1	0		1	+2	
20	F	BOUCHARD Melodie	0	0	0	0	4	5	-1	44.44	1	2	0		3	0	



Head Coach : FLANAGAN Rachel Nicole

No.	Pos.	Name	G	A	P	PIM	FO+	FO-	FO+/-	FO%	Shots on Goal					+/-
											1	2	3	OT	TS	
1	GK	SLUYS Stephanie Michelle	0	0	0	0					0	0	0		0	
30	GK	LAMENTA Valerie	0	0	0	0					0	0	0		0	
Total			11	19	30	4	42	19	23	68.85	27	24	21		72	

Group A

R	Team	GP	W	OTW	OTL	L	GDF	GF : GA	PTS
1	CAN	3	3	0	0	0	+33	34 : 1	9
2	CHN	3	2	0	0	1	+7	17 : 10	6
3	KAZ	3	1	0	0	2	-3	12 : 15	3
4	GBR	3	0	0	0	3	-37	0 : 37	0

	CAN	CHN	GBR	KAZ
CAN	*****	9:1	14:0	11:0
CHN	1:9	*****	12:0	4:1
GBR	0:14	0:12	*****	0:11
KAZ	0:11	1:4	11:0	*****

Legend:			
(G)	Goals in tournament	*	does not count for Plus/minus
+C	Captain	A	Assists
ET/Res	Penalty end time/Result of game	F	Forward
FO+	Face-offs won	FO+/-	Face-offs net
GDF	Goal difference	GF	Goals for
L	Losses	MIP	Minutes in play (GK)
OTL	Overtime losses	OTW	Overtime wins
Pos.	Position	PP1	Power play - 1 player
R	Rank	SHG	Shorthanded goals
TPP	Time on power play	TS	Total shots
		+/-	Plus/minus net
		D	Defence
		FO-	Face-offs lost
		G	Goals
		GK	Goalkeeper
		No.	Jersey number
		P	Points
		PPG	Power play goals
		SOG	Shots on goal
		W	Wins
		+A	Assistant captain
		EQ	Equal strength
		FO%	Face-offs won as percentage
		GA	Goals against
		GP	Games played
		OT	Overtime
		PIM	Penalties in minutes
		PTS	Points
		SVS	Saves





Line-Ups

USA - RUS

Referees

NURMI Anniina (FIN) , STAPLETON Michelle (CAN)

Linesmen

GUENETTE Jennifer (CAN) , JOHANSSON JULIA ANNIE GRETA (SWE)

Goalkeepers

Team: USA

No. Name

30 GREENE Amber
31 ALLEN Lauren

Team Line-ups

Team: USA (blue)

No. Pos. Name

2	D	SENDEN Rebecca
3	D	MATTHEWS Nicole
10	F	BOOTH Rachael
19	F	MYERS Kendra
25	F	AUGUSTINE Katelyn +A
4	D	DUNNE Cassandra +A
8	F	JAECKLE Kelsey
20	F	MACARTHUR Leah
21	F	ASH Kathleen
22	F	WOLSMANN Madeline
18	D	CAMP Sabrena
24	D	BROWN Alexandra
12	F	RUSHING Jessica +C
14	F	VISALLI Alyssa
23	F	ANDERSON Jordan
11	F	LANZILLI Brittani
16	F	LEVASSEUR Brittany
17	F	ODEN Lyndsay
26	F	TWOHIG Livia

Head Coach: LOONEY Shelley

Team: RUS

No. Name

69 SOROKINA Maria
92 MOROZOVA Nadezhda

Team: RUS (white)

No. Pos. Name

2	D	GONCHARENKO Angelina
13	D	PIROGOVA Nina
59	F	DERGACHEVA Elena +A
68	F	SHTAREVA Alevtina
97	F	SHOKHINA Anna
22	D	BATALOVA Mariia
70	D	SHIBANOVA Anna +A
9	F	VAFINA Alexandra
10	F	BELYAKOVA Liudmila
18	F	SOSINA Olga +C
12	D	LOBOVA Ekaterina
24	F	MALIAVKO Lidia
27	F	KADIROVA Fanuza
77	F	DYUBANOK Inna
94	F	DYUPINA Evgenia
11	D	GANEEVA Liana
76	D	NIKOLAEVA Ekaterina
7	F	MITROFANOVA Elina
43	F	VOVRUSHKO Aleksandra
88	F	PODKAMENNAIA Elena

Head Coach: CHISTYAKOV ALEXEY

NOT DRESSED:

31 GK TARAKANOVA Valeriya

Legend:

D	Defence	F	Forward	No.	Jersey number	Pos.	Position
+A	Assistant captain	+C	Captain				



Game Summary

REVISED
29 JAN 9:49

USA - RUS 1 - 7 (0 - 3 , 1 - 3 , 0 - 1)

Spectators	Referees	Linesmen
3025	NURMI Anniina (FIN) , STAPLETON Michelle (CAN)	GUENETTE Jennifer (CAN) , JOHANSSON JULIA ANNIE GRETA (SWE)

Team Statistics

Period	Score	SVS	SOG	PIM	TPP	PPG	SHG
1	0 : 3	17 : 0	0 : 20	8 : 6	04:58 : 04:58	0 : 1	0 : 0
2	1 : 3	24 : 5	6 : 27	6 : 2	02:00 : 04:02	0 : 2	0 : 0
3	0 : 1	17 : 3	3 : 18	4 : 2	02:00 : 04:00	0 : 0	0 : 0
Total	1 : 7	58 : 8	9 : 65	18 : 10	08:58 : 13:00	0 : 3	0 : 0

1st Period

Action	Time	ET/Res	Team	Type	No.	Name	(G)	Name of Assistant(s) / Action Description
GK	00:00		USA		30	GREENE A		- Goalkeeper in
GK	00:00		RUS		69	SOROKINA M		- Goalkeeper in
Penalty	01:45	03:45	USA	2 min.	24	BROWN A		- Illegal Hit
Penalty	01:45	02:53	USA	2 min.	21	ASH K		- Slashing
Goal	02:53	0 : 1	RUS	PP2	97	SHOKHINA A	(1)	59 DERGACHEVA E On Ice USA 30 2 4 22 RUS 69 2 13 59 68 97 *
Goal	04:48	0 : 2	RUS	EQ	27	KADIROVA F	(1)	94 DYUPINA E On Ice USA 30 2 11 16 17 26 24 MALIAVKO L RUS 69 24 27 77 94 97
Penalty	05:29	07:29	RUS	2 min.	70	SHIBANOVA A		- Slashing
Penalty	07:55	09:55	USA	2 min.	22	WOLSMANN M		- Tripping
Goal	10:30	0 : 3	RUS	EQ	27	KADIROVA F	(2)	24 MALIAVKO L On Ice USA 30 8 18 20 21 22 12 LOBOVA E RUS 69 12 24 27 77 94
Penalty	11:15	13:15	RUS	2 min.	70	SHIBANOVA A		- Interference
Penalty	12:13	14:13	USA	2 min.	10	BOOTH R		- Slashing
Penalty	15:07	17:07	RUS	2 min.	10	BELYAKOVA L		- Slashing

2nd Period

Action	Time	ET/Res	Team	Type	No.	Name	(G)	Name of Assistant(s) / Action Description
Penalty	21:43	22:04	USA	2 min.	2	SENDEN R		- Tripping
Goal	22:04	0 : 4	RUS	PP1	97	SHOKHINA A	(2)	2 GONCHARENKO A On Ice USA 30 4 17 18 22 RUS 69 2 13 59 68 97 *
Goal	22:46	1 : 4	USA	EQ	21	ASH K	(1)	11 LANZILLI B On Ice USA 30 8 11 21 22 24 25 AUGUSTINE K RUS 69 12 24 27 77 94
Penalty	25:29	27:29	USA	2 min.	4	DUNNE C		- Tripping
Goal	29:07	1 : 5	RUS	EQ	18	SOSINA O	(1)	10 BELYAKOVA L On Ice USA 30 4 10 11 18 22 9 VAFINA A RUS 69 9 10 18 22 70
Penalty	33:09	34:50	USA	2 min.	14	VISALLI A		- Hooking
Goal	34:50	1 : 6	RUS	PP1	9	VAFINA A	(1)	18 SOSINA O On Ice USA 30 4 18 21 26 22 BATALOVA M RUS 69 9 10 18 22 70 *
Penalty	36:43	38:43	RUS	2 min.	59	DERGACHEVA E		- Hooking

3rd Period

Action	Time	ET/Res	Team	Type	No.	Name	(G)	Name of Assistant(s) / Action Description
Penalty	42:05	44:05	USA	2 min.	26	TWOHIG L		- Hooking
Goal	45:17	1 : 7	RUS	EQ	94	DYUPINA E	(1)	27 KADIROVA F On Ice USA 30 4 8 10 14 26 70 SHIBANOVA A RUS 69 12 24 27 70 94
Penalty	51:34	53:34	USA	2 min.	20	MACARTHUR L		- Illegal Hit
Penalty	53:44	55:44	RUS	2 min.	68	SHTAREVA A		- Roughing
GK	60:00		USA					30 GREENE A - Goalkeeper out
GK	60:00		RUS					69 SOROKINA M - Goalkeeper out



Goalkeeper Records

Team : USA - United States of America

Team : RUS - Russian Federation

No.	Name	SOG	SVS	MIP
30	GREENE Amber	65	58	60:00
31	ALLEN Lauren			

No.	Name	SOG	SVS	MIP
69	SOROKINA Maria	9	8	60:00
92	MOROZOVA Nadezhda			

Game Statistics

Team : USA (blue)

Head Coach : LOONEY Shelley

No.	Pos.	Name	G	A	P	PIM	FO+	FO-	FO+/-	FO%	Shots on Goal				TS	+/-
											1	2	3	OT		
2	D	SENDEN Rebecca	0	0	0	2	0	0	0	0.00	0	0	0	0	0	-1
3	D	MATTHEWS Nicole	0	0	0	0	0	0	0	0.00	0	0	0	0	0	0
10	F	BOOTH Rachael	0	0	0	2	0	0	0	0.00	0	1	0	1	-2	
19	F	MYERS Kendra	0	0	0	0	0	0	0	0.00	0	0	0	0	0	0
25	F	AUGUSTINE Katelyn +A	0	1	1	0	9	8	1	52.94	0	1	0	1	0	0
4	D	DUNNE Cassandra +A	0	0	0	2	0	0	0	0.00	0	0	0	0	0	-2
8	F	JAECKLE Kelsey	0	0	0	0	0	0	0	0.00	0	0	0	0	0	-1
20	F	MACARTHUR Leah	0	0	0	2	7	4	3	63.64	0	1	0	1	-1	0
21	F	ASH Kathleen	1	0	1	2	0	1	-1	0.00	0	2	2	4	0	0
22	F	WOLSMANN Madeline	0	0	0	2	0	1	-1	0.00	0	1	1	2	-1	0
12	F	RUSHING Jessica +C	0	0	0	0	0	1	-1	0.00	0	0	0	0	0	0
14	F	VISALLI Alyssa	0	0	0	2	6	7	-1	46.15	0	0	0	0	0	-1
18	D	CAMP Sabrena	0	0	0	0	0	0	0	0.00	0	0	0	0	0	-2
23	F	ANDERSON Jordan	0	0	0	0	0	0	0	0.00	0	0	0	0	0	0
24	D	BROWN Alexandra	0	0	0	2	0	0	0	0.00	0	0	0	0	0	+1
11	F	LANZILLI Brittani	0	1	1	0	4	4	0	50.00	0	0	0	0	0	-1
16	F	LEVASSEUR Brittany	0	0	0	0	0	0	0	0.00	0	0	0	0	0	-1
17	F	ODEN Lyndsay	0	0	0	0	1	0	1	100.00	0	0	0	0	0	-1
26	F	TWOHIG Livia	0	0	0	2	0	2	-2	0.00	0	0	0	0	0	-2
30	GK	GREENE Amber	0	0	0	0					0	0	0	0	0	0
31	GK	ALLEN Lauren	0	0	0	0					0	0	0	0	0	0
Total			1	2	3	18	27	28	-1	49.09	0	6	3	9		

Team : RUS (white)

Head Coach : CHISTYAKOV ALEXEY

No.	Pos.	Name	G	A	P	PIM	FO+	FO-	FO+/-	FO%	Shots on Goal				TS	+/-
											1	2	3	OT		
2	D	GONCHARENKO Angelina	0	1	1	0	0	0	0	0.00	1	5	0	6	0	0
13	D	PIROGOVA Nina	0	0	0	0	0	0	0	0.00	1	4	0	5	0	0
59	F	DERGACHEVA Elena +A	0	1	1	2	11	9	2	55.00	0	0	3	3	0	0
68	F	SHTAREVA Alevtina	0	0	0	2	0	0	0	0.00	2	1	1	4	0	0
97	F	SHOKHINA Anna	2	0	2	0	1	0	1	100.00	2	1	1	4	+1	0
9	F	VAFINA Alexandra	1	1	2	0	0	2	-2	0.00	0	2	1	3	+1	0
10	F	BELYAKOVA Liudmila	0	1	1	2	8	5	3	61.54	1	1	2	4	+1	0
18	F	SOSINA Olga +C	1	1	2	0	1	0	1	100.00	3	3	1	7	+1	0
22	D	BATALOVA Mariia	0	1	1	0	0	0	0	0.00	1	1	4	6	+1	0
70	D	SHIBANOVA Anna +A	0	1	1	4	0	0	0	0.00	1	1	2	4	+2	0
12	D	LOBOVA Ekaterina	0	1	1	0	0	0	0	0.00	2	0	0	2	+1	0
24	F	MALIAVKO Lidiia	0	2	2	0	0	1	-1	0.00	2	1	0	3	+2	0
27	F	KADIROVA Fanuza	2	1	3	0	0	0	0	0.00	2	2	1	5	+2	0
77	F	DYUBANOK Inna	0	0	0	0	0	0	0	0.00	2	2	0	4	+1	0
94	F	DYUPINA Evgenia	1	1	2	0	5	4	1	55.56	0	3	1	4	+2	0
7	F	MITROFANOVA Elina	0	0	0	0	0	0	0	0.00	0	0	0	0	0	0
11	D	GANEEVA Liana	0	0	0	0	0	0	0	0.00	0	0	1	1	0	0
43	F	VOVRUSHKO Aleksandra	0	0	0	0	2	2	0	50.00	0	0	0	0	0	0
76	D	NIKOLAEVA Ekaterina	0	0	0	0	0	0	0	0.00	0	0	0	0	0	0
88	F	PODKAMENNAIA Elena	0	0	0	0	0	4	-4	0.00	0	0	0	0	0	0



Head Coach : CHISTYAKOV ALEXEY

No.	Pos.	Name	G	A	P	PIM	FO+	FO-	FO+/-	FO%	Shots on Goal				TS	+/-
											1	2	3	OT		
69	GK	SOROKINA Maria	0	0	0	0					0	0	0		0	
92	GK	MOROZOVA Nadezhda	0	0	0	0					0	0	0		0	
Total			7	12	19	10	28	27	1	50.91	20	27	18		65	

Group B

R	Team	GP	W	OTW	OTL	L	GDF	GF : GA	PTS
1	RUS	1	1	0	0	0	+6	7 : 1	3
2	USA	1	0	0	0	1	-6	1 : 7	0
-	JPN	0							

	JPN	RUS	USA
JPN	*****	THU 02 FEB 20:00	TUE 31 JAN 20:00
RUS	THU 02 FEB 20:00	*****	7:1
USA	TUE 31 JAN 20:00	1:7	*****

Legend:		
(G)	Goals in tournament	* does not count for Plus/minus
+C	Captain	A Assists
ET/Res	Penalty end time/Result of game	F Forward
FO+	Face-offs won	FO+/- Face-offs net
GDF	Goal difference	GF Goals for
L	Losses	MIP Minutes in play (GK)
OTL	Overtime losses	OTW Overtime wins
Pos.	Position	PP1 Power play - 1 player
PTS	Points	R Rank
SVS	Saves	TPP Time on power play
		+/- Plus/minus net
		D Defence
		FO- Face-offs lost
		G Goals
		GK Goalkeeper
		No. Jersey number
		P Points
		PP2 Power play - 2 players
		SHG Shorthanded goals
		TS Total shots
		+A Assistant captain
		EQ Equal strength
		FO% Face-offs won as percentage
		GA Goals against
		GP Games played
		OT Overtime
		PM Penalties in minutes
		PPG Power play goals
		SOG Shots on goal
		W Wins

RUS goal N2 assist change: N97 to N94





Line-Ups

JPN - USA

Referees

NURMI Anniina (FIN) , STEINBERG Olga (RUS)

Linesmen

GUENETTE Jennifer (CAN) , JOHANSSON JULIA ANNIE GRETA (SWE)

Goalkeepers

Team: JPN

No. Name

1 YOSHIDA Amika
20 SAKASHITA Mifuyu

Team Line-ups

Team: JPN (black)

No. Pos. Name

4 D SUGIMOTO Natsumi
5 D KAWASHIMA Yukiko
10 F OTA Ai
17 F OTA Yukina +C
22 F SUGISAWA Nene6 D SONODA Ayumi +A
7 D HATTORI Nana
13 F TAKA Suzuka +A
14 F MORII Mai
27 F SAKAMOTO Mayo2 D SOGABE Mitsuki
3 D SASANO Fumika
9 F SATO Ami
11 F MIYAZAKI Chisato
24 F MIZUNO Maika8 F HOSOI Mizuki
12 F MIURA Momoka
16 F USHIKUBO Misato
18 F SAWADE Yui

Head Coach: TAKAHASHI Masayuki

NOT DRESSED:

23 D IWASAKI Mayu

Team: USA

No. Name

30 GREENE Amber
31 ALLEN Lauren

Team: USA (white)

No. Pos. Name

4 D DUNNE Cassandra +A
8 F JAECKLE Kelsey
12 F RUSHING Jessica +C
14 F VISALLI Alyssa
23 F ANDERSON Jordan2 D SENDEN Rebecca
3 D MATTHEWS Nicole
10 F BOOTH Rachael
19 F MYERS Kendra
20 F MACARTHUR Leah
18 D CAMP Sabrena
24 D BROWN Alexandra
21 F ASH Kathleen
22 F WOLSMANN Madeline
25 F AUGUSTINE Katelyn +A11 F LANZILLI Brittani
16 F LEVASSEUR Brittany
17 F ODEN Lyndsay
26 F TWOHIG Livia

Head Coach: LOONEY Shelley

Legend:

D Defence

F Forward

No. Jersey number

Pos. Position

+A Assistant captain

+C Captain



Game Summary

JPN - USA 2 - 3 (0 - 1 , 1 - 2 , 1 - 0)

Spectators	Referees	Linesmen
1219	NURMI Anniina (FIN) , STEINBERG Olga (RUS)	GUENETTE Jennifer (CAN) , JOHANSSON JULIA ANNIE GRETA (SWE)

Team Statistics

Period	Score	SVS	SOG	PIM	TPP	PPG	SHG
1	0 : 1	8 : 13	13 : 9	2 : 6	06:00 : 02:00	0 : 0	0 : 0
2	1 : 2	6 : 6	7 : 8	4 : 2	02:00 : 02:44	0 : 0	0 : 0
3	1 : 0	10 : 13	14 : 10	6 : 10	06:47 : 05:16	1 : 0	0 : 0
Total	2 : 3	24 : 32	34 : 27	12 : 18	14:47 : 10:00	1 : 0	0 : 0

1st Period

Action	Time	ET/Res	Team	Type	No.	Name	(G) Name of Assistant(s) / Action Description
GK	00:00		JPN		1	YOSHIDA A	- Goalkeeper in
GK	00:00		USA		30	GREENE A	- Goalkeeper in
Penalty	01:22	03:22	JPN	2 min.	6	SONODA A	- Holding an opponent
Penalty	09:30	11:30	USA	2 min.	18	CAMP S	- Illegal Hit
Penalty	12:36	14:36	USA	2 min.	4	DUNNE C	- Roughing
Goal	15:28	0 : 1	USA	EQ	20	MACARTHUR L	(1) 3 MATTHEWS N On Ice JPN 1 2 3 9 11 24 10 BOOTH R USA 30 3 10 14 19 20
Penalty	16:30	18:30	USA	2 min.	11	LANZILLI B	- Tripping

2nd Period

Action	Time	ET/Res	Team	Type	No.	Name	(G) Name of Assistant(s) / Action Description
Goal	27:00	0 : 2	USA	EQ	19	MYERS K	(1) 24 BROWN A On Ice JPN 1 2 3 9 11 24 USA 30 10 18 19 20 24
Goal	27:38	1 : 2	JPN	EQ	10	OTA A	(1) 5 KAWASHIMA Y On Ice JPN 1 4 5 10 17 22 USA 30 3 10 18 19 20
Penalty	30:46	32:46	USA	2 min.	19	MYERS K	- Tripping
Goal	32:55	1 : 3	USA	EQ	19	MYERS K	(2) 18 CAMP S On Ice JPN 1 5 6 13 14 22 USA 30 8 12 18 19 26
Penalty	34:48	36:48	JPN	2 min.	24	MIZUNO M	- Tripping
Penalty	39:16	41:16	JPN	2 min.	5	KAWASHIMA Y	- Hooking

3rd Period

Action	Time	ET/Res	Team	Type	No.	Name	(G) Name of Assistant(s) / Action Description
Penalty	42:56	44:56	JPN	2 min.	10	OTA A	- Tripping
Penalty	47:06	48:16	USA	2 min.	4	DUNNE C	- Slashing
Penalty	47:53	49:53	USA	2 min.	2	SENDEN R	- Hooking
Goal	48:16	2 : 3	JPN	PP2	13	TAKA S	(1) 6 SONODA A On Ice JPN 1 6 7 13 14 27 * USA 30 3 8 26
Penalty	51:59	53:59	USA	2 min.	2	SENDEN R	- Illegal Hit
Penalty	54:49	56:49	USA	2 min.	21	ASH K	- Tripping
Penalty	55:50	57:50	USA	2 min.	14	VISALLI A	- Tripping
Penalty	56:28	58:28	JPN	2 min.	27	SAKAMOTO M	- Slashing
Penalty	57:46	59:46	JPN	2 min.	4	SUGIMOTO N	- Hooking
GK	60:00		JPN				1 YOSHIDA A - Goalkeeper out
GK	60:00		USA				30 GREENE A - Goalkeeper out

Goalkeeper Records

Team : JPN - Japan

No.	Name	SOG	SVS	MIP
1	YOSHIDA Amika	27	24	60:00
20	SAKASHITA Mifuyu			

Team : USA - United States of America

No.	Name	SOG	SVS	MIP
30	GREENE Amber	34	32	60:00
31	ALLEN Lauren			



Game Statistics

Team : JPN (black)

Head Coach : TAKAHASHI Masayuki

No.	Pos.	Name	G	A	P	PIM	FO+	FO-	FO+/-	FO%	Shots on Goal					+/-
											1	2	3	OT	TS	
4	D	SUGIMOTO Natsumi	0	0	0	2	0	0	0	0.00	0	0	1		1	+1
5	D	KAWASHIMA Yukiko	0	1	1	2	0	0	0	0.00	1	2	2		5	0
10	F	OTA Ai	1	0	1	2	0	0	0	0.00	0	1	0		1	+1
17	F	OTA Yukina +C	0	0	0	0	7	15	-8	31.82	3	0	1		4	+1
22	F	SUGISAWA Nene	0	0	0	0	0	1	-1	0.00	4	0	1		5	0
6	D	SONODA Ayumi +A	0	1	1	2	0	0	0	0.00	1	1	1		3	-1
7	D	HATTORI Nana	0	0	0	0	0	0	0	0.00	0	0	3		3	0
13	F	TAKA Suzuka +A	1	0	1	0	13	10	3	56.52	0	2	2		4	-1
14	F	MORII Mai	0	0	0	0	0	1	-1	0.00	0	0	2		2	-1
27	F	SAKAMOTO Mayo	0	0	0	2	0	0	0	0.00	2	1	0		3	0
2	D	SOGABE Mitsuki	0	0	0	0	0	0	0	0.00	0	0	0		0	-2
3	D	SASANO Fumika	0	0	0	0	0	0	0	0.00	0	0	0		0	-2
9	F	SATO Ami	0	0	0	0	0	0	0	0.00	1	0	0		1	-2
11	F	MIYAZAKI Chisato	0	0	0	0	2	7	-5	22.22	0	0	1		1	-2
24	F	MIZUNO Maika	0	0	0	2	0	0	0	0.00	1	0	0		1	-2
8	F	HOSOI Mizuki	0	0	0	0	0	0	0	0.00	0	0	0		0	0
12	F	MIURA Momoka	0	0	0	0	0	0	0	0.00	0	0	0		0	0
16	F	USHIKUBO Misato	0	0	0	0	0	0	0	0.00	0	0	0		0	0
18	F	SAWADE Yui	0	0	0	0	0	1	-1	0.00	0	0	0		0	0
1	GK	YOSHIDA Amika	0	0	0	0					0	0	0		0	
20	GK	SAKASHITA Mifuyu	0	0	0	0					0	0	0		0	
Total			2	2	4	12	22	34	-12	39.29	13	7	14		34	

Team : USA (white)

Head Coach : LOONEY Shelley

No.	Pos.	Name	G	A	P	PIM	FO+	FO-	FO+/-	FO%	Shots on Goal					+/-
											1	2	3	OT	TS	
4	D	DUNNE Cassandra +A	0	0	0	4	0	0	0	0.00	0	0	0		0	0
8	F	JAECKLE Kelsey	0	0	0	0	0	0	0	0.00	0	1	1		2	+1
12	F	RUSHING Jessica +C	0	0	0	0	0	0	0	0.00	0	0	0		0	+1
14	F	VISALLI Alyssa	0	0	0	2	8	5	3	61.54	0	0	0		0	+1
23	F	ANDERSON Jordan	0	0	0	0	0	0	0	0.00	0	0	2		2	0
2	D	SENDEN Rebecca	0	0	0	4	0	0	0	0.00	1	0	0		1	0
3	D	MATTHEWS Nicole	0	1	1	0	0	0	0	0.00	1	0	1		2	0
10	F	BOOTH Rachael	0	1	1	0	0	0	0	0.00	1	0	3		4	+1
19	F	MYERS Kendra	2	0	2	2	0	0	0	0.00	0	2	1		3	+2
20	F	MACARTHUR Leah	1	0	1	0	10	2	8	83.33	1	0	1		2	+1
18	D	CAMP Sabrena	0	1	1	2	0	0	0	0.00	1	0	0		1	+1
21	F	ASH Kathleen	0	0	0	2	0	0	0	0.00	2	2	0		4	0
22	F	WOLSMANN Madeline	0	0	0	0	0	2	-2	0.00	0	1	1		2	0
24	D	BROWN Alexandra	0	1	1	0	0	0	0	0.00	0	0	0		0	+1
25	F	AUGUSTINE Katelyn +A	0	0	0	0	10	6	4	62.50	0	1	0		1	0
11	F	LANZILLI Brittani	0	0	0	2	4	3	1	57.14	2	1	0		3	0
16	F	LEVASSEUR Brittany	0	0	0	0	0	0	0	0.00	0	0	0		0	0
17	F	ODEN Lyndsay	0	0	0	0	0	0	0	0.00	0	0	0		0	0
26	F	TWOHIG Livia	0	0	0	0	2	4	-2	33.33	0	0	0		0	+1
30	GK	GREENE Amber	0	0	0	0					0	0	0		0	
31	GK	ALLEN Lauren	0	0	0	0					0	0	0		0	
Total			3	4	7	18	34	22	12	60.71	9	8	10		27	



Group B

R	Team	GP	W	OTW	OTL	L	GDF	GF : GA	PTS
1	RUS	1	1	0	0	0	+6	7 : 1	3
2	USA	2	1	0	0	1	-5	4 : 9	3
3	JPN	1	0	0	0	1	-1	2 : 3	0

	JPN	RUS	USA
JPN	*****	THU 02 FEB 20:00	2:3
RUS	THU 02 FEB 20:00	*****	7:1
USA	3:2	1:7	*****

Legend:			
(G)	Goals in tournament	*	does not count for Plus/minus
+C	Captain	A	Assists
ET/Res	Penalty end time/Result of game	F	Forward
FO+	Face-offs won	FO+/-	Face-offs net
GDF	Goal difference	GF	Goals for
L	Losses	MIP	Minutes in play (GK)
OTL	Overtime losses	OTW	Overtime wins
Pos.	Position	PP2	Power play - 2 players
R	Rank	SHG	Shorthanded goals
TPP	Time on power play	TS	Total shots
		+/-	Plus/minus net
		D	Defence
		FO-	Face-offs lost
		G	Goals
		GK	Goalkeeper
		No.	Jersey number
		P	Points
		PPG	Power play goals
		SOG	Shots on goal
		W	Wins
		+A	Assistant captain
		EQ	Equal strength
		FO%	Face-offs won as percentage
		GA	Goals against
		GP	Games played
		OT	Overtime
		PIM	Penalties in minutes
		PTS	Points
		SVS	Saves





Line-Ups

RUS - JPN

Referees

BERGECLIFF Evy Maria Terese (SWE) , NURMI Anniina (FIN)

Linesmen

BERESFORD Lorna (GBR) , GUENETTE Jennifer (CAN)

Goalkeepers

Team: RUS

No. Name

92 MOROZOVA Nadezhda
1 TARAKANOVA Valeriya

Team Line-ups

Team: RUS (white)

No. Pos. Name

2	D	GONCHARENKO Angelina
13	D	PIROGOVA Nina
59	F	DERGACHEVA Elena +A
68	F	SHTAREVA Alevtina
97	F	SHOKHINA Anna
22	D	BATALOVA Mariia
70	D	SHIBANOVA Anna +A
9	F	VAFINA Alexandra
10	F	BELYAKOVA Liudmila
18	F	SOSINA Olga +C
12	D	LOBOVA Ekaterina
24	F	MALIAVKO Lidia
27	F	KADIROVA Fanuza
77	F	DYUBANOK Inna
94	F	DYUPINA Evgenia
11	D	GANEEVA Liana
7	F	MITROFANOVA Elina
43	F	VOVRUSHKO Aleksandra
88	F	PODKAMENNAIA Elena

Head Coach: CHISTYAKOV ALEXEY

NOT DRESSED:

69 GK SOROKINA Maria
76 D NIKOLAEVA Ekaterina

Team: JPN

No. Name

1 YOSHIDA Amika
20 SAKASHITA Mifuyu

Team: JPN (black)

No. Pos. Name

4	D	SUGIMOTO Natsumi
5	D	KAWASHIMA Yukiko
10	F	OTA Ai
17	F	OTA Yukina +C
22	F	SUGISAWA Nene
6	D	SONODA Ayumi +A
7	D	HATTORI Nana
11	F	MIYAZAKI Chisato
13	F	TAKA Suzuka +A
27	F	SAKAMOTO Mayo
2	D	SOGABE Mitsuki
3	D	SASANO Fumika
9	F	SATO Ami
18	F	SAWADE Yui
24	F	MIZUNO Maika
23	D	IWASAKI Mayu
8	F	HOSOI Mizuki
12	F	MIURA Momoka
16	F	USHIKUBO Misato

Head Coach: TAKAHASHI Masayuki

NOT DRESSED:

14 F MORII Mai

Legend:

D	Defence	F	Forward	No.	Jersey number	Pos.	Position
+A	Assistant captain	+C	Captain				



Game Summary

REVISED
2 FEB 17:24

RUS - JPN 10 - 1 (5 - 0 , 2 - 1 , 3 - 0)

Spectators	Referees	Linesmen
1879	BERGECLIFF Evy Maria Terese (SWE) , NURMI Anniina (FIN)	BERESFORD Lorna (GBR) , GUENETTE Jennifer (CAN)

Team Statistics

Period	Score	SVS	SOG	PIM	TPP	PPG	SHG
1	5 : 0	2 : 17	22 : 2	6 : 6	02:59 : 03:54	1 : 0	0 : 0
2	2 : 1	4 : 12	14 : 5	6 : 2	00:47 : 04:35	1 : 1	0 : 0
3	3 : 0	3 : 27	30 : 3	4 : 12	07:36 : 02:00	2 : 0	0 : 0
Total	10 : 1	9 : 56	66 : 10	16 : 20	11:22 : 10:29	4 : 1	0 : 0

1st Period

Action	Time	ET/Res	Team	Type	No.	Name	(G)	Name of Assistant(s) / Action Description
GK	00:00		RUS		92	MOROZOVA N		- Goalkeeper in
GK	00:00		JPN		1	YOSHIDA A		- Goalkeeper in
Goal	03:52	1 : 0	RUS	EQ	18	SOSINA O	(2)	70 SHIBANOVA A On Ice RUS 92 9 10 18 22 70 10 BELYAKOVA L JPN 1 5 7 11 13 22
Penalty	05:14	07:14	RUS	2 min.	97	SHOKHINA A		- Illegal Hit
Goal	09:24	2 : 0	RUS	EQ	18	SOSINA O	(3)	10 BELYAKOVA L On Ice RUS 92 9 10 18 22 70 70 SHIBANOVA A JPN 1 3 7 9 18 24
Goal	11:29	3 : 0	RUS	EQ	70	SHIBANOVA A	(1)	10 BELYAKOVA L On Ice RUS 92 9 10 18 22 70 JPN 1 6 7 10 17 22
Penalty	11:51	13:51	JPN	2 min.	27	SAKAMOTO M		- Illegal Hit
Penalty	12:50	14:50	RUS	2 min.	70	SHIBANOVA A		- High Sticking
Penalty	13:57	15:09	JPN	2 min.	6	SONODA A		- Illegal Hit
Penalty	13:57	15:57	JPN	2 min.	22	SUGISAWA N		- Tripping
Goal	15:09	4 : 0	RUS	PP2	59	DERGACHEVA E	(1)	2 GONCHARENKO A On Ice RUS 92 2 13 59 70 97 JPN 1 3 7 27 *
Goal	16:54	5 : 0	RUS	EQ	94	DYUPINA E	(2)	27 KADIROVA F On Ice RUS 92 12 24 27 77 94 JPN 1 6 7 11 13 27
Penalty	18:12	20:12	RUS	2 min.	18	SOSINA O		- Roughing

2nd Period

Action	Time	ET/Res	Team	Type	No.	Name	(G)	Name of Assistant(s) / Action Description
Goal	21:02	6 : 0	RUS	EQ	70	SHIBANOVA A	(2)	68 SHTAREVA A On Ice RUS 92 22 59 68 70 97 JPN 1 4 5 11 17 27
Penalty	25:53	27:53	RUS	2 min.	10	BELYAKOVA L		- Slashing
Penalty	29:36	31:02	RUS	2 min.	9	VAFINA A		- Cross-Checking
Penalty	29:59	31:59	RUS	2 min.	77	DYUBANOK I		- Illegal Hit
Goal	31:02	6 : 1	JPN	PP2	27	SAKAMOTO M	(1)	7 HATTORI N On Ice RUS 92 2 13 59 13 TAKA S JPN 1 6 7 11 13 27 *
Penalty	35:52	36:39	JPN	2 min.	9	SATO A		- Tripping
Goal	36:39	7 : 1	RUS	PP1	18	SOSINA O	(4)	9 VAFINA A On Ice RUS 92 9 10 18 22 70 70 SHIBANOVA A JPN 1 4 5 17 22 *

3rd Period

Action	Time	ET/Res	Team	Type	No.	Name	(G)	Name of Assistant(s) / Action Description
Penalty	40:42	42:42	JPN	2 min.	5	KAWASHIMA Y		- Hooking
Penalty	47:07	49:07	RUS	2 min.	9	VAFINA A		- Hooking
Penalty	49:27	51:27	JPN	2 min.	4	SUGIMOTO N		- Tripping
Penalty	52:53	53:33	JPN	2 min.	18	SAWADE Y		- Tripping
Goal	53:33	8 : 1	RUS	PP1	68	SHTAREVA A	(1)	97 SHOKHINA A On Ice RUS 92 22 59 68 70 97 59 DERGACHEVA E JPN 1 4 5 13 27 *
Penalty	55:38	57:32	JPN	2 min.	6	SONODA A		- Hooking
Penalty	56:09	58:09	JPN	2 min.	4	SUGIMOTO N		- Tripping
Time-out	56:09		RUS					



Action	Time	ET/Res	Team	Type	No.	Name	(G)	Name of Assistant(s) / Action Description
Goal	57:32	9 : 1	RUS	PP2	59	DERGACHEVA E	(2)	68 SHTAREVA A 97 SHOKHINA A On Ice RUS 92 22 59 68 70 97 JPN 1 2 3 17 *
Penalty	58:32	60:00	JPN	2 min.	22	SUGISAWA N		- Hooking
Penalty	58:57	60:00	RUS	2 min.	13	PIROGOVA N		- Illegal Hit
Goal	59:44	10 : 1	RUS	EQ	70	SHIBANOVA A	(3)	97 SHOKHINA A 22 BATALOVA M On Ice RUS 92 10 22 70 97 JPN 1 6 7 10 17
GK	60:00		RUS					92 MOROZOVA N - Goalkeeper out
GK	60:00		JPN					1 YOSHIDA A - Goalkeeper out

Goalkeeper Records

Team : RUS - Russian Federation

Team : JPN - Japan

No.	Name	SOG	SVS	MIP
92	MOROZOVA Nadezhda	10	9	60:00
1	TARAKANOVA Valeriya			

No.	Name	SOG	SVS	MIP
1	YOSHIDA Amika	66	56	60:00
20	SAKASHITA Mifuyu			

Game Statistics

Team : RUS (white)

Head Coach : CHISTYAKOV ALEXEY

No.	Pos.	Name	G	A	P	PIM	FO+	FO-	FO+/-	FO%	Shots on Goal					+/-
											1	2	3	OT	TS	
2	D	GONCHARENKO Angelina	0	1	1	0	0	0	0	0.00	3	0	0		3	0
13	D	PIROGOVA Nina	0	0	0	2	0	0	0	0.00	1	0	0		1	0
59	F	DERGACHEVA Elena +A	2	1	3	0	15	8	7	65.22	3	0	3		6	+1
68	F	SHTAREVA Alevtina	1	2	3	0	0	0	0	0.00	0	1	5		6	+1
97	F	SHOKHINA Anna	0	3	3	2	1	1	0	50.00	2	3	6		11	+2
9	F	VAFINA Alexandra	0	1	1	4	0	0	0	0.00	2	2	2		6	+3
10	F	BELYAKOVA Liudmila	0	3	3	2	18	4	14	81.82	1	0	2		3	+4
18	F	SOSINA Olga +C	3	0	3	2	0	0	0	0.00	4	2	0		6	+3
22	D	BATALOVA Mariia	0	1	1	0	0	0	0	0.00	0	1	2		3	+5
70	D	SHIBANOVA Anna +A	3	3	6	2	0	0	0	0.00	1	3	4		8	+5
12	D	LOBOVA Ekaterina	0	0	0	0	0	0	0	0.00	0	0	0		0	+1
24	F	MALIAVKO Lidia	0	0	0	0	1	0	1	100.00	1	1	1		3	+1
27	F	KADIROVA Fanuza	0	1	1	0	0	0	0	0.00	2	0	1		3	+1
77	F	DYUBANOK Inna	0	0	0	2	0	0	0	0.00	1	0	1		2	+1
94	F	DYUPINA Evgenia	1	0	1	0	14	4	10	77.78	1	0	1		2	+1
7	F	MITROFANOVA Elina	0	0	0	0	0	0	0	0.00	0	1	0		1	0
11	D	GANEEVA Liana	0	0	0	0	0	0	0	0.00	0	0	2		2	0
43	F	VOVRUSHKO Aleksandra	0	0	0	0	0	0	0	0.00	0	0	0		0	0
88	F	PODKAMENNAIA Elena	0	0	0	0	0	3	-3	0.00	0	0	0		0	0
1	GK	TARAKANOVA Valeriya	0	0	0	0					0	0	0		0	
92	GK	MOROZOVA Nadezhda	0	0	0	0					0	0	0		0	
Total			10	16	26	16	49	20	29	71.01	22	14	30		66	

Team : JPN (black)

Head Coach : TAKAHASHI Masayuki

No.	Pos.	Name	G	A	P	PIM	FO+	FO-	FO+/-	FO%	Shots on Goal					+/-
											1	2	3	OT	TS	
4	D	SUGIMOTO Natsumi	0	0	0	4	0	0	0	0.00	0	0	0		0	-1
5	D	KAWASHIMA Yukiko	0	0	0	2	0	0	0	0.00	0	1	0		1	-2
10	F	OTA Ai	0	0	0	0	0	0	0	0.00	0	0	0		0	-2
17	F	OTA Yukina +C	0	0	0	0	7	21	-14	25.00	0	2	2		4	-3
22	F	SUGISAWA Nene	0	0	0	4	0	1	-1	0.00	0	0	0		0	-2
6	D	SONODA Ayumi +A	0	0	0	4	0	0	0	0.00	1	0	0		1	-3
7	D	HATTORI Nana	0	1	1	0	0	0	0	0.00	0	0	0		0	-5
11	F	MIYAZAKI Chisato	0	0	0	0	0	1	-1	0.00	1	0	0		1	-3
13	F	TAKA Suzuka +A	0	1	1	0	12	14	-2	46.15	0	0	0		0	-2
27	F	SAKAMOTO Mayo	1	0	1	2	0	0	0	0.00	0	1	0		1	-2
2	D	SOGABE Mitsuki	0	0	0	0	0	0	0	0.00	0	0	0		0	0



Head Coach : TAKAHASHI Masayuki

No.	Pos.	Name	G	A	P	PIM	FO+	FO-	FO+/-	FO%	Shots on Goal				TS	+/-
											1	2	3	OT		
3	D	SASANO Fumika	0	0	0	0	0	0	0	0.00	0	0	0	0	0	-1
9	F	SATO Ami	0	0	0	2	0	0	0	0.00	0	0	0	0	0	-1
18	F	SAWADE Yui	0	0	0	2	1	11	-10	8.33	0	0	0	0	0	-1
24	F	MIZUNO Maika	0	0	0	0	0	0	0	0.00	0	1	0	1	0	-1
8	F	HOSOI Mizuki	0	0	0	0	0	0	0	0.00	0	0	0	0	0	0
12	F	MIURA Momoka	0	0	0	0	0	0	0	0.00	0	0	0	0	0	0
16	F	USHIKUBO Misato	0	0	0	0	0	1	-1	0.00	0	0	1	1	0	0
23	D	IWASAKI Mayu	0	0	0	0	0	0	0	0.00	0	0	0	0	0	0
1	GK	YOSHIDA Amika	0	0	0	0	0	0	0	0.00	0	0	0	0	0	0
20	GK	SAKASHITA Mifuyu	0	0	0	0	0	0	0	0.00	0	0	0	0	0	0
Total			1	2	3	20	20	49	-29	28.99	2	5	3	10		

Group B

R	Team	GP	W	OTW	OTL	L	GDF	GF : GA	PTS
1	RUS	2	2	0	0	0	+15	17 : 2	6
2	USA	2	1	0	0	1	-5	4 : 9	3
3	JPN	2	0	0	0	2	-10	3 : 13	0

	JPN	RUS	USA
JPN	*****	1:10	2:3
RUS	10:1	*****	7:1
USA	3:2	1:7	*****

Legend:

(G) Goals in tournament	* does not count for Plus/minus	+/- Plus/minus net	+A Assistant captain
+C Captain	A Assists	D Defence	EQ Equal strength
ET/Res Penalty end time/Result of game	F Forward	FO- Face-offs lost	FO% Face-offs won as percentage
FO+ Face-offs won	FO+/- Face-offs net	G Goals	GA Goals against
GDF Goal difference	GF Goals for	GK Goalkeeper	GP Games played
L Losses	MIP Minutes in play (GK)	No. Jersey number	OT Overtime
OTL Overtime losses	OTW Overtime wins	P Points	PIM Penalties in minutes
Pos. Position	PP1 Power play - 1 player	PP2 Power play - 2 players	PPG Power play goals
PTS Points	R Rank	SHG Shorthanded goals	SOG Shots on goal
SVS Saves	TPP Time on power play	TS Total shots	W Wins

JPN: assist changed from N6 to N7

IHOWTEAM6-----GPB-000300--_74 3.1

Report Created THU 2 FEB 2017 17:24

Page 3/3



Almaty 2017

28TH WINTER UNIVERSIADE



ICE HOCKEY

Men



Competition Schedule

As of TUE 7 FEB 2017

Date	Start Time	Game	Location
SAT 28 JAN	12:30	Preliminary Round - Group B, Game 1 SVK vs GBR	Halyk Arena
	16:00	Preliminary Round - Group C, Game 2 JPN vs LAT	Halyk Arena
	19:30	Preliminary Round - Group A, Game 3 KAZ vs CHN	Halyk Arena
MON 30 JAN	12:30	Preliminary Round - Group C, Game 4 KOR vs RUS	Halyk Arena
	16:00	Preliminary Round - Group A, Game 5 SWE vs CZE	Halyk Arena
	19:30	Preliminary Round - Group B, Game 6 USA vs CAN	Halyk Arena
TUE 31 JAN	12:30	Preliminary Round - Group C, Game 7 JPN vs KOR	Halyk Arena
	16:00	Preliminary Round - Group B, Game 8 SVK vs USA	Halyk Arena
	19:30	Preliminary Round - Group A, Game 9 KAZ vs SWE	Halyk Arena
WED 1 FEB	12:30	Preliminary Round - Group C, Game 10 RUS vs LAT	Halyk Arena
	16:00	Preliminary Round - Group B, Game 11 CAN vs GBR	Halyk Arena
	19:30	Preliminary Round - Group A, Game 12 CZE vs CHN	Halyk Arena
THU 2 FEB	12:30	Preliminary Round - Group B, Game 13 GBR vs USA	Halyk Arena
	16:00	Preliminary Round - Group C, Game 14 LAT vs KOR	Halyk Arena
	19:30	Preliminary Round - Group A, Game 15 CHN vs SWE	Halyk Arena
FRI 3 FEB	12:30	Preliminary Round - Group B, Game 16 CAN vs SVK	Halyk Arena
	16:00	Preliminary Round - Group C, Game 17 RUS vs JPN	Halyk Arena
	19:30	Preliminary Round - Group A, Game 18 CZE vs KAZ	Halyk Arena
SAT 4 FEB	12:30	Classifications (9-12), Game 19 USA vs CHN	Halyk Arena
	16:00	Quarterfinals, Game 20 RUS vs JPN	Halyk Arena
	19:30	Quarterfinals, Game 21 CAN vs LAT	Halyk Arena
SUN 5 FEB	12:30	Classifications (9-12), Game 22 KOR vs GBR	Halyk Arena
	16:00	Quarterfinals, Game 23 CZE vs SVK	Halyk Arena
	19:30	Quarterfinals, Game 24 KAZ vs SWE	Halyk Arena
MON 6 FEB	09:00	Classifications (11-12), Game 25 KOR vs CHN	Halyk Arena
	12:30	Classifications (9-10), Game 26 USA vs GBR	Halyk Arena
	16:00	Classifications (5-8), Game 27 SVK vs SWE	Halyk Arena
	19:30	Classifications (5-8), Game 28 LAT vs JPN	Halyk Arena
TUE 7 FEB	09:00	Classifications (7-8), Game 29 JPN vs SWE	Halyk Arena
	12:30	Classifications (5-6), Game 30 SVK vs LAT	Halyk Arena
	16:00	Semifinals, Game 31 RUS vs CAN	Halyk Arena
	19:30	Semifinals, Game 32 KAZ vs CZE	Halyk Arena
WED 8 FEB	11:00	Bronze Medal Game - Game 33 CAN vs CZE	Halyk Arena
	15:00	Gold Medal Game - Game 34 KAZ vs RUS	Halyk Arena



Team Roster

As of SAT 28 JAN 2017

Initial Registration 27 JAN 2017*

CAN - Canada

No.	Name	Pos.	Shoots/ Catches	Height m / ft in	Weight kg / lbs	Date of Birth	Club	Registration*
1	BAILIE Kevin	GK	L	1.88 / 6'2"	81 / 179	3 JAN 1992	Queen's University	
2	BOUTET Etienne	D	L	1.83 / 6'0"	87 / 192	1 JUN 1992	McGill University	
4	MOFFAT Michael	D	L	1.85 / 6'1"	100 / 220	12 JUN 1993	University of Waterloo	
5	BASSO Alexander Robert	D	R	1.85 / 6'1"	84 / 185	15 JUN 1993	Ryerson University	
6	LEFEBVRE Martin	D	L	1.80 / 5'11"	75 / 165	23 JUN 1992	Universite du Quebec a Trois-Rivieres	
7	CHIARLITTI Nathan	D	L	1.83 / 6'0"	84 / 185	4 FEB 1992	McGill University	
8	BEAUDOIN Charles-David	D	R	1.83 / 6'0"	84 / 185	10 JAN 1994	Universite du Quebec a Trois-Rivieres	
9	WELYCHKA Brett William	F	R	1.80 / 5'11"	86 / 190	3 MAR 1994	Carleton University	
11	HINSE Olivier	F	L	1.88 / 6'2"	98 / 216	2 MAR 1991	Concordia University	
13	GIROUX Tommy	F	L	1.73 / 5'8"	76 / 168	26 MAY 1992	Universite du Quebec a Trois-Rivieres	
15	ASSELIN Guillaume	F	R	1.88 / 6'2"	70 / 154	9 SEP 1992	Universite du Quebec a Trois-Rivieres	
16	MORIN Pierre-Olivier	F	L	1.83 / 6'0"	75 / 165	23 APR 1991	Universite du Quebec a Trois-Rivieres	
18	DOGGETT Slater Kenneth	F	L	1.83 / 6'0"	87 / 192	3 JUL 1994	Queen's University	
19	PEDERSEN Brent	F	L	1.88 / 6'2"	96 / 212	5 JUL 1995	Laurentian University	
20	DUROCHER Corey Raymond	F	L	1.91 / 6'3"	86 / 190	30 MAY 1992	Carleton University	
22	POMPEI Mathieu	F	R	1.73 / 5'8"	76 / 168	27 SEP 1991	McGill University	
23	MING Eric	F	R	1.80 / 5'11"	86 / 190	31 MAR 1993	Queen's University	
24	ABRAHAM Spencer John Joesph	D	L	1.78 / 5'10"	78 / 172	18 MAR 1993	Queen's University	
25	VAN STRALEN Ryan Mikael Wouter	F	R	1.91 / 6'3"	100 / 220	10 NOV 1993	Carleton University	
26	SIMMONDS Scott David	F	L	1.85 / 6'1"	89 / 196	29 AUG 1993	University of Guelph	
27	MCNAMEE Michael Terrence Allan	F	L	1.85 / 6'1"	89 / 196	23 OCT 1992	Carleton University	
31	AUGER Sebastien	GK	L	1.80 / 5'11"	74 / 163	10 JUN 1994	Universite du Quebec a Trois-Rivieres	
Team Average:				1.83 / 6'0"	85 / 187			
Average Age:						24		

Total: 20 players and 2 goalkeepers

Team Officials:

Function	Name	Citizenship	Date of Birth
Head Coach:	GIBSON Brett	CAN	17 AUG 1979
Assistant Coach:	DUNCANSON Craig Murray	CAN	17 MAR 1967
Assistant Coach:	JOHNSTON Martin Barrett	CAN	17 NOV 1978
Team Leader:	BOURQUE Brian Andrew	CAN	25 MAY 1972
Team Staff:	BLACK Trevor	CAN	21 APR 1984
Team Staff:	SAWCHUK James Robert	CAN	14 MAY 1983

Note:

* Registration date of single players is only shown when different from Initial Registration date

Legend:

D Defence **F** Forward **GK** Goalkeeper **L** Shoots or catches Left
No. Jersey number **Pos.** Position **R** Shoots or catches Right



Team Roster

REVISED
30 JAN 15:07

As of MON 30 JAN 2017

Initial Registration 27 JAN 2017 *

CHN - People's Republic of China

No.	Name	Pos.	Shoots/ Catches	Height m / ft in	Weight kg / lbs	Date of Birth	Club	Registration *
8	GUAN Tianyi	D	L	0.77 / 2'6"	42 / 93	15 FEB 1991	Harbin Ice Hockey Team	
9	CHEN Jin	D	L	1.76 / 5'9"	85 / 187	9 AUG 1992	Harbin Ice Hockey Team	
10	HUANG Peng	F	L	1.80 / 5'11"	76 / 168	13 OCT 1996	BEIJING HAOTAI	
11	NAN Xiaoming	F	R	1.80 / 5'11"	77 / 170	29 MAR 1997	BEIJING HAOTAI	
12	ZHANG Pengfei	D	L	1.77 / 5'10"	64 / 141	9 MAY 1998	BEIJING HAOTAI	
14	WU Hao	F	L	1.80 / 5'11"	77 / 170	1 APR 1997	BEIJING HAOTAI	
16	YU Mingrunze	F	L	1.76 / 5'9"	67 / 148	16 FEB 1996	BEIJING HAOTAI	
17	JI Peng	F	R	0.75 / 2'6"	42 / 93	1 JAN 1996	Harbin Ice Hockey Team	
21	QIAN Jinglin	D	R	1.77 / 5'10"	110 / 243	28 APR 1997	BEIJING HAOTAI	
26	WU Jiasiteng	D	R	1.81 / 5'11"	85 / 187	9 MAY 1995	BEIJING HAOTAI	
30	BAO Jiachang	F	L	1.93 / 6'4"	93 / 205	5 JAN 1993	Harbin Ice Hockey Team	
31	ZHOU Tongzhe	GK	L	1.76 / 5'9"	65 / 143	15 AUG 1997	BEIJING HAOTAI	
55	MA Tianyue	F	R	1.82 / 6'0"	85 / 187	22 MAY 1996	BEIJING HAOTAI	
66	ZHANG Zhen	D	R	1.75 / 5'9"	67 / 148	28 MAR 1995	BEIJING HAOTAI	
68	DENG Zemin	F	L	1.77 / 5'10"	70 / 154	22 OCT 1997	Qiqihaer Ice Hockey Team	
69	WU Jiankun	GK	L			16 APR 1996	BEIJING HAOTAI	
71	YUE Xinhao	F	L	1.85 / 6'1"	85 / 187	24 MAR 1995	BEIJING HAOTAI	
Team Average:				1.67 / 5'6"	74 / 163			
Average Age:						21		

Total: 15 players and 2 goalkeepers

Team Officials:

Function	Name	Citizenship	Date of Birth
Head Coach:	WANG Benyu	CHN	27 SEP 1962
Assistant Coach:	HU Jiang	CHN	14 FEB 1976

Note:

* Registration date of single players is only shown when different from Initial Registration date

Legend:

D Defence **F** Forward **GK** Goalkeeper **L** Shoots or catches Left
No. Jersey number **Pos.** Position **R** Shoots or catches Right

Revision due to missing logo bar

IHOMTEAM6-----2-----_33 1.3

Report Created MON 30 JAN 2017 15:07

Page 1/1





Team Roster

As of SAT 28 JAN 2017

Initial Registration 27 JAN 2017*

CZE - Czech Republic

No.	Name	Pos.	Shoots/ Catches	Height m / ft in	Weight kg / lbs	Date of Birth	Club	Registration*
1	BRAZDIL Jaroslav	GK	L	1.86 / 6'1"	90 / 198	25 SEP 1991	NED Hockey Nymburk	
2	NOVAK Josef	GK	R	1.81 / 5'11"	81 / 179	29 JUL 1990	HC Technika Brno	
3	SEDLAK Jan	D	L	1.77 / 5'10"	84 / 185	27 NOV 1994	HC Technika Brno	
4	ŠTEINER Dominik	D	L	1.79 / 5'10"	78 / 172	15 SEP 1993	HC Kobra Praha	
5	NOVAK Dominik	F	L	1.70 / 5'7"	83 / 183	3 OCT 1991	HC Vrchlabi	
8	MULLER Jan	F	R	1.91 / 6'3"	102 / 225	8 MAY 1992	HC Slavia Praha	
9	ŠASTNy Tomáš	F	L	1.83 / 6'0"	88 / 194	18 OCT 1992	HC Stadion Vrchlabi	
10	ARNOŠT Daniel	F	L	1.85 / 6'1"	80 / 176	7 NOV 1994	HC Stadion Vrchlabi	
11	HU#KO Petr	F	R	1.82 / 6'0"	82 / 181	11 MAY 1992	Herning IK	
12	ŠVA#EK Filip	D	L	1.85 / 6'1"	105 / 231	30 DEC 1991	HC Sparta Praha	
13	KRPATA Ondřej	F	R	1.86 / 6'1"	83 / 183	4 FEB 1991	TJ HC #isuty	
14	MATULA František	D	L	1.80 / 5'11"	80 / 176	28 APR 1996	Ryti#i Kladno	
15	ZBO#IL Mikuláš	D	L	1.82 / 6'0"	81 / 179	30 MAY 1994	HC Zubr P#erov	
16	KALUŽA Marek	D	L	1.90 / 6'3"	79 / 174	12 OCT 1993	HC RT Torrax Poruba	
17	KADLEC Jakub	F	L	1.72 / 5'8"	78 / 172	25 JUN 1992	SHK Hodonin	
19	GUTWALD Michal	D	L	1.91 / 6'3"	101 / 223	17 JUN 1993	HK Michalovce	
20	KAFKA Dominik	F	L	1.70 / 5'7"	70 / 154	2 FEB 1996	HC RT Torrax Poruba	
23	SMR#KA Marek	F	L	1.78 / 5'10"	80 / 176	1 SEP 1995	HC RT Torrax Poruba	
25	BAIL Marek	D	L	1.89 / 6'2"	89 / 196	18 MAR 1994	HC RT Torrax Poruba	
27	BRZOBOHATy Michal	F	R	1.72 / 5'8"	77 / 170	30 JUN 1990	HC Technika Brno	
28	BALLNER David	F	L	1.80 / 5'11"	80 / 176	9 FEB 1995	HC RT Torrax Poruba	
30	ZACHAR David	F	L	1.82 / 6'0"	90 / 198	28 APR 1991	HC RT Torrax Poruba	

Team Average:

1.81 / 5'11" 85 / 187

Average Age:

23

Total: 20 players and 2 goalkeepers

Team Officials:

Function	Name	Citizenship	Date of Birth
Head Coach:	LIŠKA Jaroslav	CZE	7 SEP 1960
Assistant Coach:	HAVEL Jakub	CZE	21 APR 1980
Assistant Coach:	HLAVATy Radek	CZE	10 JAN 1981
Team Leader:	FIALA Miloš	CZE	21 SEP 1941
Equipment Manager:	STEJSKAL Ji#i	CZE	1 MAY 1952
Team Doctor:	HOROV# Pavel	CZE	26 NOV 1963

Note:

* Registration date of single players is only shown when different from Initial Registration date

Legend:

D Defence F Forward GK Goalkeeper L Shoots or catches Left
No. Jersey number Pos. Position R Shoots or catches Right



Team Roster

REVISED
30 JAN 11:29

As of MON 30 JAN 2017

Initial Registration 27 JAN 2017 *

GBR - United Kingdom of Great Britain and Northern Ireland

No.	Name	Pos.	Shoots/ Catches	Height m / ft in	Weight kg / lbs	Date of Birth	Club	Registration *
1	CROYLE Matthew Charles	GK	L	0.06 / 0'2"	75 / 165	26 MAR 1996	Widnes Wild	
3	GRETTON Joseph James	D	L	0.06 / 0'2"	82 / 181	27 JUN 1997	Nottingham Lions	
4	GAILER Montgomery James	D	L	0.06 / 0'2"	84 / 185	15 SEP 1997	Solent Devils	
5	MAWER Michael Robert	F	L	0.06 / 0'2"	104 / 229	1 MAR 1994	Widnes Wild	
6	COOKE Christopher David Charles	D	R	0.06 / 0'2"	87 / 192	13 NOV 1994	Streatham Redskins	
7	ANTONOV Ivan	F	L	0.06 / 0'2"	70 / 154	12 MAY 1997	Basingstoke Bison	
8	JOHNSON Christian Peareth	D	L	0.06 / 0'2"	78 / 172	16 OCT 1994	Aberdeen Lynx	
9	SCOTT James Royston	D	R	0.05 / 0'2"	78 / 172	11 FEB 1998	Sheffield Steeldogs	
10	PRICE Jackson Lewis	F	R	0.06 / 0'2"	68 / 150	10 SEP 1996	Cardiff Fire	
11	CHARNOCK Liam	F	L	0.05 / 0'2"	77 / 170	6 APR 1995	Sheffield Steeldogs	
12	ROSE Daniel Thomas	F	R	0.05 / 0'2"	70 / 154	16 DEC 1991	Streatham Redskins	
14	PARKINSON Thomas Lloyd Scott	F	R	0.05 / 0'2"	89 / 196	9 JAN 1996	Blackburn Hawks	
15	BRANIN Lucas Coles Bakewell	F	R	0.05 / 0'2"	82 / 181	26 AUG 1991	University of Tampa	
16	CHEEMA Samuel Paul	D	R	0.06 / 0'2"	86 / 190	19 JUL 1994	Bracknell Hornets	
17	DEWEY Elliott	D	R	0.06 / 0'2"	85 / 187	10 MAR 1997	Invicta Dynamos	
18	MOGG Stuart Philip Pearson	D	R	0.05 / 0'2"	85 / 187	1 AUG 1994	Basingstoke Bison	
19	SAMPFORD Alexander James	F	R	0.06 / 0'2"	82 / 181	29 OCT 1996	Streatham Redskins	
20	LONG ADAM JOSHUA	GK	L	0.06 / 0'2"	70 / 154	14 SEP 1995	Peterborough Phantoms	
21	SIAGRIS Andreas Charles Douglas	F	R	0.06 / 0'2"	70 / 154	9 AUG 1997	Lon Dragons A	
23	FOX Christopher	F	R	0.06 / 0'2"	75 / 165	20 DEC 1991	Lee Valley Lions	
24	HOVELL Thomas Oliver	GK	L	0.05 / 0'2"	90 / 198	20 SEP 1995	Nottingham Lions	
Team Average:				0.06 / 0'2"	80 / 176			
Average Age:						21		

Total: 18 players and 3 goalkeepers

Team Officials:

Function	Name	Citizenship	Date of Birth
Head Coach:	BRADBURY Matthew James	GBR	8 MAR 1974
Assistant Coach:	HOPKINS Simon Peter	GBR	26 AUG 1976
Equipment Manager:	MARSHALL ANDREW WAYNE	GBR	15 SEP 1962
Team Staff:	MILLER Brian Thomas	GBR	2 JAN 1949

Note:

* Registration date of single players is only shown when different from Initial Registration date

Legend:

D Defence **F** Forward **GK** Goalkeeper **L** Shoots or catches Left
No. Jersey number **Pos.** Position **R** Shoots or catches Right

Revision due to missing logo bar

IHOMTEAM6-----4-----_33 1.2

Report Created MON 30 JAN 2017 11:29

Page 1/1





Team Roster

REVISED
30 JAN 11:30

As of MON 30 JAN 2017

Initial Registration 27 JAN 2017 *

JPN - Japan

No.	Name	Pos.	Shoots/ Catches	Height m / ft in	Weight kg / lbs	Date of Birth	Club	Registration *
1	FURUKAWA Shun	GK	R	1.81 / 5'11"	72 / 159	29 AUG 1996	TOYO	
2	KATO Shinnosuke	D	R	1.83 / 6'0"	81 / 179	1 SEP 1994	CHUO	
3	MATSUKANE Kenta	D	R	1.75 / 5'9"	75 / 165	28 SEP 1994	MEIJI	
4	MATSUI Hiroshi	D	R	1.80 / 5'11"	84 / 185	27 JUL 1997	HOSEI	
5	OHBA Dai	D	L	1.66 / 5'5"	77 / 170	4 OCT 1995	MEIJI	
6	WATANABE Akihide	D	L	1.82 / 6'0"	83 / 183	9 MAR 1997	TOYO	
8	KAWAGUCHI Shunya	D	R	1.78 / 5'10"	75 / 165	24 JUN 1997	TOYO	
9	SATO Souta	D	L	1.81 / 5'11"	82 / 181	15 DEC 1996	TOYO	
10	KAWAMURA Kazuki	F	R	1.74 / 5'9"	76 / 168	30 APR 1994	MEIJI	
11	HITOSATO Shigeki	F	L	1.68 / 5'6"	70 / 154	9 SEP 1994	TOYO	
12	KATSURAGAWA Ryo	F	R	1.68 / 5'6"	70 / 154	5 MAR 1996	MEIJI	
13	MATSUMOTO Kodai	F	R	1.68 / 5'6"	71 / 157	29 NOV 1996	MEIJI	
14	SUZUKI Kento	F	L	1.75 / 5'9"	78 / 172	9 DEC 1994	CHUO	
15	KOIZUMI Tomonari	F	R	1.74 / 5'9"	77 / 170	8 JUN 1995	CHUO	
16	DEGUCHI Keita	F	L	1.76 / 5'9"	70 / 154	17 JUN 1996	TOYO	
17	FURUKAWA Seiya	F	R	1.67 / 5'6"	70 / 154	22 MAY 1996	TOYO	
18	MATSUMOTO Rikiya	F	R	1.70 / 5'7"	78 / 172	25 JAN 1995	HOSEI	
19	SHIBATA Tsuguto	F	R	1.77 / 5'10"	75 / 165	1 NOV 1996	TOYO	
20	KANEKO Shotaro	GK	R	1.70 / 5'7"	72 / 159	5 JAN 1997	CHUO	
22	TANAKA Kentaro	D	R	1.68 / 5'6"	77 / 170	20 APR 1991	TOYO	
23	INUI Junya	F	R	1.72 / 5'8"	75 / 165	13 APR 1995	CHUO	
24	ABE Kai	F	L	1.68 / 5'6"	64 / 141	29 MAY 1996	TOYO	
25	NUMATA Tomoya	GK	R	1.79 / 5'10"	87 / 192	14 JUN 1997	KANSAI	

Team Average:

1.74 / 5'8" 76 / 168

Average Age:

21

Total: 20 players and 3 goalkeepers

Team Officials:

Function	Name	Citizenship	Date of Birth
Head Coach:	YAMAGUCHI Kazuyoshi	JPN	17 MAY 1977
Assistant Coach:	MANAKA Akira	JPN	14 JAN 1974
Assistant Coach:	MATSUDA Keisuke	JPN	12 MAY 1981
Team Leader:	YAMAMOTO Shuhei	JPN	23 MAY 1984

Note:

* Registration date of single players is only shown when different from Initial Registration date

Legend:


D Defence F Forward GK Goalkeeper L Shoots or catches Left
No. Jersey number Pos. Position R Shoots or catches Right

Revision due to missing logo bar

IHOMTEAM6-----5-----_33 2.2

Report Created MON 30 JAN 2017 11:30

Page 1/1





Team Roster

As of SAT 28 JAN 2017

Initial Registration 27 JAN 2017*

KAZ - Kazakhstan

No.	Name	Pos.	Shoots/ Catches	Height m / ft in	Weight kg / lbs	Date of Birth	Club	Registration*
1	POLUEKTOV PAVEL	GK	L	1.70 / 5'7"	70 / 154	20 JAN 1992	HC Torpedo	
3	DULNEV GEORGIY	D	L	1.70 / 5'7"	70 / 154	25 MAR 1991	SARYARKA	
4	IBRAIBEKOV MADIYAR	D	L	1.75 / 5'9"	70 / 154	4 SEP 1995	BARYS	
7	GREBENCHSHIKOV VLADIMIR	D	L	1.75 / 5'9"	70 / 154	14 AUG 1992	YERTIS	
8	SAVITSKIY KIRILL	F	L	1.75 / 5'9"	70 / 154	9 MAR 1995	BARYS	
9	SAGADEYEV ANTON	F	L	1.75 / 5'9"	70 / 154	6 SEP 1993	SARYARKA	
10	MIKHAILIS NIKITA	F	R	1.75 / 5'9"	70 / 154	18 JUN 1995	Torpedo	
11	PISSAREV ALEXANDR	D	L	1.75 / 5'9"	70 / 154	20 NOV 1993	HC Saryarka	
12	ANTSIFEROV Alexey	F	R	1.70 / 5'7"	65 / 143	4 MAR 1991	ARLAN	
13	ZINCHENKO Stanislav	D	R	1.78 / 5'10"	70 / 154	5 JUL 1995	BARYS	
14	NUREK ALEXANDR	D	R	1.75 / 5'9"	75 / 165	15 FEB 1990	HC Kulager	
15	YEVDOKIMOV YAROSLAV	F	L	1.75 / 5'9"	70 / 154	18 SEP 1993	HC Barys	
17	ASSETOV ALIKHAN	F	L	1.75 / 5'9"	70 / 154	26 AUG 1996	HC Barys	
18	SAVENKOV KONSTANTIN	F	L	1.75 / 5'9"	70 / 154	25 MAR 1990	HC Arlan	
19	RAKHMANOV MIKHAIL	F	L	1.75 / 5'9"	70 / 154	27 MAY 1992	YERTIS	
20	KUDRYAVTSEV SERGEY	GK	L	1.75 / 5'9"	70 / 154	5 APR 1995	HC Torpedo	
21	NIKULIN VLADISLAV	F	R	1.75 / 5'9"	70 / 154	10 NOV 1994	HC Barys	
22	STEPANENKO IVAN	D	L	1.70 / 5'7"	70 / 154	12 NOV 1995	HC Barys	
23	PETROV ANTON	F	L	1.75 / 5'9"	70 / 154	14 JUL 1991	HC Arlan	
25	BURDELEV ARTEM	F	L	1.75 / 5'9"	70 / 154	11 FEB 1991	HC Arlan	
28	AKOLZIN PAVEL	F	L	1.75 / 5'9"	70 / 154	25 NOV 1990	HC Arlan	
29	GRENTS DMITRIY	F	R	1.72 / 5'8"	70 / 154	10 JUN 1996	BARYS	
30	GRYAZNOV MAXIM	GK	L	1.70 / 5'7"	70 / 154	11 AUG 1992	Gornyak	

Team Average: 1.74 / 5'8" 70 / 154

Average Age:

23

Total: 20 players and 3 goalkeepers

Team Officials:

Function	Name	Citizenship	Date of Birth
Head Coach:	STARYGIN SERGEY	KAZ	29 MAR 1961
Assistant Coach:	ZANKAVETS ULADZISLAU	BLR	23 MAY 1991
Assistant Coach:	MIKHAILIS YURIY	KAZ	23 APR 1969
Assistant Coach:	VERECHSHAGIN GEORGIY	KAZ	23 FEB 1974
Equipment Manager:	NEVERKO KONSTANTIN	KAZ	15 MAR 1981
Team Doctor:	ISHMAKOV OLEG	KAZ	4 JAN 1969

Note:

* Registration date of single players is only shown when different from Initial Registration date

Legend:

D Defence **F** Forward **GK** Goalkeeper **L** Shoots or catches Left
No. Jersey number **Pos.** Position **R** Shoots or catches Right



Team Roster

REVISED
30 JAN 11:29

As of MON 30 JAN 2017

Initial Registration 27 JAN 2017 *

KOR - Republic of Korea

No.	Name	Pos.	Shoots/ Catches	Height m / ft in	Weight kg / lbs	Date of Birth	Club	Registration *
2	SONG Hyeongcheol	F	R	1.80 / 5'11"	77 / 170	28 JAN 1996	YEONSEI UNIVERSITY	
6	KIM Youngjun	D	L	1.78 / 5'10"	78 / 172	9 JUL 1994	KOREA UNIVERSITY	
7	SON Taekwang	F	L	1.77 / 5'10"	80 / 176	9 DEC 1995	YEONSEI UNIVERSITY	
8	LEE Kangsoo	F	L	1.82 / 6'0"	88 / 194	16 DEC 1994	YEONSEI UNIVERSITY	
9	CHOI Youngil	F	L	1.74 / 5'9"	73 / 161	27 MAR 1994	HANYANG UNIVERSITY	
10	LEE Dohyung	D	L	1.70 / 5'7"	65 / 143	22 JUL 1993	KWANGWOON UNIVERSITY	
11	HWANG Doo Hyun	F	R	1.75 / 5'9"	78 / 172	25 JAN 1995	KOREA UNIVERSITY	
12	LEE Seung Jun	F	L	1.70 / 5'7"	70 / 154	13 JUN 1994	HANYANG UNIVERSITY	
13	LEE Hanmo	F	R	1.71 / 5'7"	68 / 150	28 OCT 1991	KYUNG HEE UNIVERSITY	
14	MUN Juyoung	D	R	1.78 / 5'10"	80 / 176	29 AUG 1995	YEONSEI UNIVERSITY	
15	JUNG Jonghyun	D	L	1.83 / 6'0"	82 / 181	7 JUL 1995	YEONSEI UNIVERSITY	
17	KIM Sangwon	F	R	1.71 / 5'7"	66 / 146	18 AUG 1995	YEONSEI UNIVERSITY	
18	CHOI Doyeon	F	R	1.77 / 5'10"	59 / 130	14 JUN 1994	KWANGWOON UNIVERSITY	
19	CHANG Yongwon	F	L	1.71 / 5'7"	64 / 141	20 DEC 1995	KOREA UNIVERSITY	
20	LEE Changhun	GK	L	1.76 / 5'9"	70 / 154	8 SEP 1994	KYUNG HEE UNIVERSITY	
21	OH Min Suk	D	R	1.74 / 5'9"	80 / 176	4 JAN 1994	KWANGWOON UNIVERSITY	
22	KIM Dohyung	F	L	1.81 / 5'11"	180 / 397	1 DEC 1995	KOREA UNIVERSITY	
23	OH Gi Ryun	D	R	1.74 / 5'9"	76 / 168	21 MAR 1994	KOREA UNIVERSITY	
24	KIM Younghoon	F	R	1.78 / 5'10"	75 / 165	30 SEP 1994	KOREA UNIVERSITY	
25	LEE Hanback	GK	L	1.88 / 6'2"	73 / 161	12 MAY 1994	KWANGWOON UNIVERSITY	

Team Average: 1.76 / 5'9" 79 / 174

Average Age: 22

Total: 18 players and 2 goalkeepers

Team Officials:

Function	Name	Citizenship	Date of Birth
Head Coach:	KIM HEE WOO	KOR	16 FEB 1967
Assistant Coach:	KANG KYUNG HUN	KOR	21 AUG 1989
Assistant Coach:	YOO SANG WOO	KOR	9 MAY 1969
Equipment Manager:	CHEON MUNSUNG	KOR	9 SEP 1990
Team Staff:	LEE JINYONG	KOR	24 APR 1985

Note:

* Registration date of single players is only shown when different from Initial Registration date

Legend:

D Defence **F** Forward **GK** Goalkeeper **L** Shoots or catches Left
No. Jersey number **Pos.** Position **R** Shoots or catches Right

Revision due to missing logo bar

IHOMTEAM6-----7-----_33 1.2

Report Created MON 30 JAN 2017 11:29

Page 1/1





Team Roster

As of SAT 28 JAN 2017

Initial Registration 27 JAN 2017*

LAT - Latvia

No.	Name	Pos.	Shoots/ Catches	Height m / ft in	Weight kg / lbs	Date of Birth	Club	Registration*
4	ROSINSKIS RINALDS	D	L	1.96 / 6'5"	98 / 216	14 AUG 1994	HK Zemgale/LLU	
5	BULLITIS JANIS	D	L	1.93 / 6'4"	94 / 207	12 JUN 1990	HK Mogo	
6	APLOKS OLAFS	F	L	1.87 / 6'2"	93 / 205	16 DEC 1995	HK Zemgale/LLU	
7	JANSONS EDUARDS HUGO	D	R	1.88 / 6'2"	85 / 187	7 SEP 1997	HK Zemgale/LLU	
8	MILLERS KRISTAPS	F	L	1.94 / 6'4"	93 / 205	6 MAR 1994	HK Zemgale/LLU	
9	KALVANS DAVIDS	F	L	1.91 / 6'3"	85 / 187	11 DEC 1994	Pardaugava	
10	KAMOLINS EDGARS	D	L	1.82 / 6'0"	87 / 192	17 DEC 1993	HS RIGA	
11	NEKLUDOVŠ ROMANS	F	L	1.86 / 6'1"	80 / 176	31 MAR 1995	HK Zemgale/LLU	
12	ZIEMINS JURIS	F	L	1.81 / 5'11"	86 / 190	15 SEP 1993	HK Mogo	
13	FREIJS VALTERS	F	L	1.80 / 5'11"	93 / 205	4 DEC 1994	HK Liepaja	
14	SISLANNIKOVŠ OLEGS	F	R	1.78 / 5'10"	80 / 176	18 SEP 1996	HS RIGA	
15	DILEVKA MARIS	F	L	1.81 / 5'11"	80 / 176	3 MAR 1992	HK Liepaja	
16	APSITIS KRISTS	D	L	1.91 / 6'3"	91 / 201	8 FEB 1994	HK Prizma	
17	OGORODNIKOVŠ ARTJOMS	F	L	1.78 / 5'10"	89 / 196	27 DEC 1989	HK Zemgale/LLU	
18	GRINBERGS SANDIS	F	L	1.73 / 5'8"	81 / 179	25 DEC 1995	HK Prizma	
19	ZOLMANIS SANDIS	F	L	1.83 / 6'0"	85 / 187	20 AUG 1994	HK Kurbadis	
20	PETKUS REINIS	GK	L	1.82 / 6'0"	74 / 163	3 JUL 1995	HK Zemgale/LLU	
21	MINAJEVŠ VJACESLAVS	D	R	1.77 / 5'10"	75 / 165	20 FEB 1996	HK Liepaja	
22	MEZULIS MARTINS	D	L	1.88 / 6'2"	84 / 185	30 JUL 1992	HK Zemgale/LLU	
23	TAURINS TOMS	F	L	1.78 / 5'10"	80 / 176	15 MAY 1995	HK Zemgale/LLU	
24	MAKAROVŠ ILJA	D	R	1.90 / 6'3"	95 / 209	5 JAN 1994	HK Liepaja	
25	BIKARS INTS	GK	L	1.88 / 6'2"	90 / 198	30 JAN 1992	HK Zemgale/LLU	

Team Average: 1.85 / 6'1" 86 / 190

Average Age:

22

Total: 20 players and 2 goalkeepers

Team Officials:

Function	Name	Citizenship	Date of Birth
Head Coach:	BIKARS Gints	LAT	13 SEP 1964
Assistant Coach:	TRIBUNCOVŠ Atvars	LAT	14 OCT 1976
General Manager:	LEITIS ANDRIS	LAT	1 NOV 1970
Physiotherapist:	EGLE PETERIS	LAT	15 JUL 1960
Team Doctor:	PLAKANE LAILA	LAT	15 JUN 1992

Note:

* Registration date of single players is only shown when different from Initial Registration date

Legend:

D Defence **F** Forward **GK** Goalkeeper **L** Shoots or catches Left
No. Jersey number **Pos.** Position **R** Shoots or catches Right



Team Roster

As of SAT 28 JAN 2017

Initial Registration 27 JAN 2017*

RUS - Russian Federation

No.	Name	Pos.	Shoots/ Catches	Height m / ft in	Weight kg / lbs	Date of Birth	Club	Registration*
1	SAMONOV ALEXANDER	GK	L	1.84 / 6'0"	73 / 161	23 AUG 1995	THK	
3	SHCHERBOV ANDREI	D	R	1.83 / 6'0"	85 / 187	21 DEC 1992	THK	
7	KOZLOVSKIY YURY	D	L	1.77 / 5'10"	93 / 205	29 JUN 1994	SKA Neva	
13	ZABORNIKOV STANISLAV	D	L	1.88 / 6'2"	92 / 203	30 MAY 1991	THK	
15	IVANOV IVAN	F	L	1.87 / 6'2"	90 / 198	13 MAR 1990	THK	
19	ALEKSEEV ANDREI	F	L	1.74 / 5'9"	82 / 181	1 MAR 1995	Dinamo Moskva	
21	ORLOV MIKHAIL	D	L	1.88 / 6'2"	82 / 181	21 SEP 1992	THK	
24	SIROTKIN NIKITA	F	L	1.85 / 6'1"	93 / 205	26 NOV 1993	Zauralye	
26	ILIN DANIIL	F	L	1.81 / 5'11"	84 / 185	17 JUN 1995	Torpedo	
30	BILALOV Timur	GK	L	1.80 / 5'11"	80 / 176	28 MAR 1995	BARS	
31	ANDRIUKHOV ILIA	GK	L	1.87 / 6'2"	91 / 201	25 MAY 1990	AMUR	
44	KUDINOV ROMAN	D	L	1.79 / 5'10"	82 / 181	23 JUN 1992	THK	
45	EFREMOV VLADISLAV	F	L	1.77 / 5'10"	83 / 183	1 AUG 1995	Dinamo (Balashikha)	
47	KIRILLOV DMITRII	F	R	1.85 / 6'1"	79 / 174	30 JUL 1990	THK	
52	OSIPOV ARTEM	F	L	1.77 / 5'10"	81 / 179	28 APR 1996	THK	
55	REPIN VLADIMIR	D	L	1.88 / 6'2"	94 / 207	19 JUL 1989	THK	
57	EROFEEV ANDREI	F	L	1.77 / 5'10"	82 / 181	29 JAN 1995	TRAKTOR	
63	PILIPENKO KIRILL	F	L	1.76 / 5'9"	83 / 183	23 SEP 1996	Dinamo	
73	SMUROV SERGEI	F	L	1.83 / 6'0"	83 / 183	26 JUL 1993	THK	
77	KUDRIASHOV MAKSIM	D	R	1.91 / 6'3"	93 / 205	6 JAN 1992	THK	
87	TARASOV ALEKSANDR	F	L	1.70 / 5'7"	74 / 163	16 DEC 1994	Dizel	
93	SHUTOV VADIM	F	L	1.85 / 6'1"	71 / 157	25 NOV 1991	THK	
98	TATALIN ROMAN	D	R	1.80 / 5'11"	76 / 168	19 NOV 1992	THK	
Team Average:				1.82 / 6'0"	84 / 185			
Average Age:						23		

Total: 20 players and 3 goalkeepers

Team Officials:

Function	Name	Citizenship	Date of Birth
Head Coach:	KHROMYKH Vladislav	RUS	26 JUN 1970
Assistant Coach:	BAEV Denis	RUS	25 NOV 1983
Assistant Coach:	KHALZEV Sergey	RUS	12 FEB 1978
Equipment Manager:	MILOV Aleksei	RUS	29 MAR 1988
Physiotherapist:	PONOMAREV Dmitrii	RUS	18 APR 1970
Team Doctor:	FILIPPOV Alexey	RUS	24 MAR 1981

Note:

* Registration date of single players is only shown when different from Initial Registration date

Legend:

D Defence **F** Forward **GK** Goalkeeper **L** Shoots or catches Left
No. Jersey number **Pos.** Position **R** Shoots or catches Right



Team Roster

As of SAT 28 JAN 2017

Initial Registration 27 JAN 2017*

SVK - Slovakia

No.	Name	Pos.	Shoots/ Catches	Height m / ft in	Weight kg / lbs	Date of Birth	Club	Registration*
1	KOSUT Samuel	GK	L	1.88 / 6'2"	84 / 185	16 DEC 1996	HK Skalica	
2	PUTEC Peter	GK	L	1.80 / 5'11"	78 / 172	11 DEC 1995	HC RT TORAX PORUBA	
3	STRAUCH Rene	F	L	1.74 / 5'9"	74 / 163	17 AUG 1996	HK Spisska Nova Ves	
5	JAKUBIK Ivan	F	L	1.77 / 5'10"	88 / 194	22 SEP 1995	KHM Zvolen	
6	BUSTIN Peter	F	L	1.77 / 5'10"	84 / 185	10 JUN 1992	HC Technika Brno	
8	UHNAK Martin	F	L			23 JAN 1990	Danbury Titans	
9	KETNER Nikolas	D	L	1.88 / 6'2"	88 / 194	13 FEB 1991	Pasneuropa Kings	
10	ZLOCHA Jan	F	L	1.95 / 6'5"	95 / 209	7 OCT 1994	HK 95 Považská Bystrica	
11	SUCHARDA Andrej	D	L	1.90 / 6'3"	110 / 243	26 NOV 1993	HC Nove Zamky	
12	GABOR Radoslav	D	L	1.96 / 6'5"	97 / 214	2 MAY 1995	HC 07 Detva	
13	BREZNIAK Ivan	D	L	1.85 / 6'1"	85 / 187	23 JUL 1993	MHK 32 Liptovsky Mikulas	
14	LOYDL Jakub	D	R	1.88 / 6'2"	87 / 192	27 JUL 1991	HK Nacka/Diplomats Pressburg	
15	KABAC Michal	F	L			1 DEC 1995	MHK 32 Liptovsky Mikulas	
18	PIACKA Edmund	F	R	1.80 / 5'11"	76 / 168	11 SEP 1992	HK Nitra	
19	GAPA Peter	F	L	1.83 / 6'0"	78 / 172	16 MAY 1993	Asele IR	
20	INDRYCH Martin	F	L	1.80 / 5'11"	85 / 187	28 OCT 1990	UMB Hockey team Banska Bystrica	
23	KASANICKY Adam	D	L	1.85 / 6'1"	91 / 201	28 MAY 1995	UMB Hockey team Banska Bystrica	
24	HLUCH Tomas	F	L	1.94 / 6'4"	97 / 214	8 AUG 1991	HK Skalica/SHK 37 Piestany	
25	PICHNARCIK Michal	D	L	1.88 / 6'2"	88 / 194	20 NOV 1990	Ertis Pavlodar	
26	IVANIC Samuel	D	R	1.90 / 6'3"	92 / 203	31 MAR 1996	HC'05 Banska Bystrica	
27	NOCIAR Denis	D	L	1.77 / 5'10"	80 / 176	23 OCT 1992	UMB Hockey team Banska Bystrica	
29	TOMCAK Jozef	F	R	1.84 / 6'0"	85 / 187	24 AUG 1993	HC RT TORAX PORUBA	
30	HALO Juraj	GK	L	1.82 / 6'0"	83 / 183	28 FEB 1995	HK Nitra/HC Topolcany	
Team Average:				1.85 / 6'1"	87 / 192			
Average Age:						23		

Total: 20 players and 3 goalkeepers

Team Officials:

Function	Name	Citizenship	Date of Birth
Head Coach:	VYBOH Andrej	SVK	25 AUG 1967
Assistant Coach:	OPATH Lukas	SVK	8 MAR 1988
General Manager:	PUKALOVIC Robert	SVK	28 OCT 1960
Physiotherapist:	LADECKY Rastislav	SVK	26 APR 1979
Team Doctor:	BELI Stanislav	SVK	9 JUN 1970

Note:

* Registration date of single players is only shown when different from Initial Registration date

Legend:

D Defence **F** Forward **GK** Goalkeeper **L** Shoots or catches Left
No. Jersey number **Pos.** Position **R** Shoots or catches Right



Team Roster

As of SAT 28 JAN 2017

Initial Registration 27 JAN 2017*

SWE - Sweden

No.	Name	Pos.	Shoots/ Catches	Height m / ft in	Weight kg / lbs	Date of Birth	Club	Registration*
1	MORITZ Joakim	GK	L			7 MAY 1991	Vannas HC	
3	VESTBERG Jerker	D	R			3 JUL 1991	Grums IK	
5	GRONLUND Henrik	D	L			5 NOV 1991	LidingO Vikings	
6	PISCATOR Erik	D	L			22 DEC 1995	KTH Hockey	
8	EMANUELSSON Magnus	F	L			20 JAN 1992	LN91	
9	ERIKSSON Oscar	D	R			18 OCT 1996	Grums IK	
10	GRONROS Andre	F	L			20 SEP 1994	Kallered SK	
12	HJARTQUIST VICTOR KARL ERIK	F	R			18 NOV 1996	IK Guts	
15	OSTLIN David	F	L			31 MAR 1995	KTH Hockey	
16	DAHLBOM Ola	D	L			30 MAR 1992	LTH	
17	SALDEEN Justus	F	R			26 APR 1994	Lund Giants HC	
18	ORTEVALL Marcus	F	L			19 JAN 1995	KTH Hockey	
19	WERNEMAN Gustav	F	L			16 JUL 1995	Sollentuna HC	
20	EDSTROM CARL ANDERS	D	L			9 JAN 1994	Lund Giants HC	
23	PETTERSSON Daniel	F	R	1.85 / 6'1"	85 / 187	2 AUG 1990	Acadia University	
27	LYRVALL Erik Gunnar	D	L			26 OCT 1991	Sollentuna HC	
29	LUNDBERG Ludvig	F	L			12 APR 1992	Vannas HC	
34	HANSEN Daniel	GK	L			5 MAY 1989	Grums IK	
44	FRANSSON Johan	F	L			28 MAR 1993	Chalmers	
64	ARVEBRATT Fredrik	D	R			13 MAR 1993	KTH Hockey	
93	UVEMARK ANDERBERG Victor	F	R	1.73 / 5'8"	74 / 163	18 AUG 1993	Lund Giants HC	

Team Average:

1.79 / 5'10" 80 / 176

Average Age:

23

Total: 19 players and 2 goalkeepers

Team Officials:

Function	Name	Citizenship	Date of Birth
Head Coach:	TARNLUND Per Goran	SWE	2 MAR 1971
General Manager:	STIGBORN Carl Gustaf Adam	SWE	15 MAY 1992

Note:

* Registration date of single players is only shown when different from Initial Registration date

Legend:

D Defence **F** Forward **GK** Goalkeeper **L** Shoots or catches Left
No. Jersey number **Pos.** Position **R** Shoots or catches Right



Team Roster

REVISED
30 JAN 15:27

As of MON 30 JAN 2017

Initial Registration 27 JAN 2017 *

USA - United States of America

No.	Name	Pos.	Shoots/ Catches	Height m / ft in	Weight kg / lbs	Date of Birth	Club	Registration *
2	LAFRENIER Michael	D	R	1.78 / 5'10"	80 / 176	4 JUN 1992	Ohio University	
3	WILK Austin	D	R	1.78 / 5'10"	77 / 170	28 AUG 1995	Lindenwood University	
4	URSO Ryan	D	R	0.70 / 2'4"	175 / 386	11 FEB 1993	University of Michigan-Dearborn	
5	UGLEM Jacob	D	R	0.73 / 2'5"	215 / 474	18 OCT 1993	Iowa State University	
7	TEMBY Alex	D	R	1.83 / 6'0"	84 / 185	10 NOV 1992	University of Colorado	
8	ZERN Nicholas	D	L	0.75 / 2'6"	210 / 463	7 APR 1991	Minot State University	
9	RUDIN Mathew	F	R	1.80 / 5'11"	80 / 176	24 JAN 1995	Ohio University	
10	SIMMONDS Jordan	F	R	1.78 / 5'10"	84 / 185	5 JUL 1993	Davenport University	
11	UGLEM Anthony	F	R	0.73 / 2'5"	205 / 452	26 OCT 1994	Iowa State University	
13	MURPHY Sean	F	R	1.73 / 5'8"	80 / 176	6 APR 1992	Arizona State University	
14	HERNDON Taylor	D	L	1.91 / 6'3"	93 / 205	27 DEC 1990	University of Central Oklahoma	
15	CUMMINGS Michael	F	R	1.88 / 6'2"	66 / 146	23 SEP 1992	Arizona State University	
16	HARTMAN Mathew	D	R	1.73 / 5'8"	73 / 161	18 SEP 1992	Ohio University	
17	HALL James	F	R	1.85 / 6'1"	86 / 190	25 JAN 1993	Stony Brook University	
18	BURBACH Gavin	F	L	1.75 / 5'9"	84 / 185	27 SEP 1993	Robert Morris University Illinois	
19	BRESLIN Joseph	D	L	1.91 / 6'3"	89 / 196	28 APR 1992	Ohio University	
20	GROAT Tyler	F	R	1.83 / 6'0"	80 / 176	5 SEP 1994	University of Michigan-Dearborn	
21	ANDERS Mathew	F	R	1.88 / 6'2"	95 / 209	4 FEB 1993	University of Colorado	
22	OPILKA Tyler	D	R	1.80 / 5'11"	84 / 185	14 JUN 1995	University of Illinois	
24	MCGING James	D	R	1.83 / 6'0"	82 / 181	24 SEP 1993	University of Illinois	
30	GLUCK Jordan	GK	L	1.80 / 5'11"	82 / 181	17 MAY 1992	Arizona State University	
31	OLEN Joseph	GK	L	1.85 / 6'1"	77 / 170	12 MAY 1993	University of Illinois	

Team Average: 1.62 / 5'4" 104 / 229
Average Age: 23

Total: 20 players and 2 goalkeepers

Team Officials:

Function	Name	Citizenship	Date of Birth
Head Coach:	HOGAN Sean	USA	25 JUN 1978
Assistant Coach:	FABBRINI Nicholas	USA	3 DEC 1985
Assistant Coach:	ZOMBO Richard	USA	8 MAY 1963
General Manager:	MURDOCH Alan	USA	30 APR 1946
Team Leader:	WONG Stanley	USA	22 JUN 1958
Equipment Manager:	DIXON Alex	USA	16 JUL 1993
Team Doctor:	EVANS Douglas	USA	11 MAY 1973
Team Video Coach:	MORAN Brian	USA	21 SEP 1969

Note:

* Registration date of single players is only shown when different from Initial Registration date

Legend:

D Defence **F** Forward **GK** Goalkeeper **L** Shoots or catches Left
No. Jersey number **Pos.** Position **R** Shoots or catches Right

Revision due to missing logo bar

IHOMTEAM6-----12-----_33 2.1

Report Created MON 30 JAN 2017 15:27

Page 1/1





Competition Officials

As of MON 6 FEB 2017

Function	No. Name	Country
On-Ice Officials		
Referee	BERGECLIFF Evy Maria Terese	SWE - Sweden
	COOKE Kelly Elizabeth	USA - United States
	FICHTNER Patrick	AUT - Austria
	HOGARTH Stefan	GBR - Great Britain
	HOLM Back Per Oscar Christoffe	SWE - Sweden
	MARTIN Lucas Wilcox	USA - United States
	NURMI Anniina	FIN - Finland
	PERSSON Christian Bo	SWE - Sweden
	RAABYE FUCHSEL Maria	DEN - Denmark
	ROSHCHYN NIKITIN Alexey	ESP - Spain
	SNASEL Vladimir	SVK - Slovakia
	STAPLETON Michelle	CAN - Canada
	STEINBERG Olga	RUS - Russian Federation
	SUBBOTIN Arkadiy	KAZ - Kazakhstan
	TSCHERRIG Michael	SUI - Switzerland
	Linesman	BERESFORD Lorna
CHOI Sukbae		KOR - Korea
FU Yue		CHN - China
GUENETTE Jennifer		CAN - Canada
HARRINGTON Mike		CAN - Canada
JOHANSSON Julia Annie Greta		SWE - Sweden
LAKSOLA David Juha		SWE - Sweden
MOORE Kristin		USA - United States
REGEC Tomas		SVK - Slovakia
RICHARDSON Patrick Ian		USA - United States
SHESTAKOVA Oksana		KAZ - Kazakhstan
VILIUGIN Nikita		RUS - Russian Federation
WELLS Christopher		GBR - Great Britain
YEFREMOV Vladimir		KAZ - Kazakhstan
ZIKA Michal		CZE - Czech Republic
Referee Supervisor		ORSZAG Peter
	TORSBRINK Karl Tomas	SWE - Sweden

Off-Ice Officials

Note:
Officials data may be updated until start of competition

Tournament Progress

As of FRI 3 FEB 2017

Game	Group	Date	Time	Teams	Results	1	2	3	OT	PSS	Venue
1	B	SAT 28 JAN	12:30	SVK - GBR	9 - 0	3 - 0	2 - 0	4 - 0			Halyk Arena
2	C	SAT 28 JAN	16:00	JPN - LAT	3 - 4	2 - 1	0 - 2	1 - 0	0 - 1		Halyk Arena
3	A	SAT 28 JAN	19:30	KAZ - CHN	22 - 0	9 - 0	6 - 0	7 - 0			Halyk Arena
4	C	MON 30 JAN	12:30	KOR - RUS	0 - 14	0 - 4	0 - 6	0 - 4			Halyk Arena
5	A	MON 30 JAN	16:00	SWE - CZE	0 - 5	0 - 1	0 - 4	0 - 0			Halyk Arena
6	B	MON 30 JAN	19:30	USA - CAN	0 - 6	0 - 1	0 - 3	0 - 2			Halyk Arena
7	C	TUE 31 JAN	12:30	JPN - KOR	5 - 2	0 - 1	2 - 1	3 - 0			Halyk Arena
8	B	TUE 31 JAN	16:00	SVK - USA	4 - 1	2 - 1	1 - 0	1 - 0			Halyk Arena
9	A	TUE 31 JAN	19:30	KAZ - SWE	5 - 0	2 - 0	1 - 0	2 - 0			Halyk Arena
10	C	WED 1 FEB	12:30	RUS - LAT	7 - 1	2 - 0	1 - 1	4 - 0			Halyk Arena
11	B	WED 1 FEB	16:00	CAN - GBR	14 - 0	6 - 0	3 - 0	5 - 0			Halyk Arena
12	A	WED 1 FEB	19:30	CZE - CHN	15 - 0	6 - 0	3 - 0	6 - 0			Halyk Arena
13	B	THU 2 FEB	12:30	GBR - USA	1 - 10	1 - 3	0 - 4	0 - 3			Halyk Arena
14	C	THU 2 FEB	16:00	LAT - KOR	6 - 2	4 - 0	1 - 2	1 - 0			Halyk Arena
15	A	THU 2 FEB	19:30	CHN - SWE	0 - 15	0 - 5	0 - 6	0 - 4			Halyk Arena
16	B	FRI 3 FEB	12:30	CAN - SVK	5 - 3	1 - 0	3 - 2	1 - 1			Halyk Arena
17	C	FRI 3 FEB	16:00	RUS - JPN	14 - 0	5 - 0	1 - 0	8 - 0			Halyk Arena
18	A	FRI 3 FEB	19:30	CZE - KAZ	0 - 8	0 - 1	0 - 3	0 - 4			Halyk Arena

Group A

Rank (GR)	Team	GP	W	OTW	OTL	L	GDF	GF : GA	PTS
1	KAZ	3	3	0	0	0	+35	35 : 0	9
2	CZE	3	2	0	0	1	+12	20 : 8	6
3	SWE	3	1	0	0	2	+5	15 : 10	3
4	CHN	3	0	0	0	3	-52	0 : 52	0

Group B

Rank (GR)	Team	GP	W	OTW	OTL	L	GDF	GF : GA	PTS
1	CAN	3	3	0	0	0	+22	25 : 3	9
2	SVK	3	2	0	0	1	+10	16 : 6	6
3	USA	3	1	0	0	2	0	11 : 11	3
4	GBR	3	0	0	0	3	-32	1 : 33	0

Group C

Rank (GR)	Team	GP	W	OTW	OTL	L	GDF	GF : GA	PTS
1	RUS	3	3	0	0	0	+34	35 : 1	9
2	LAT	3	1	1	0	1	-1	11 : 12	5
3	JPN	3	1	0	1	1	-12	8 : 20	4
4	KOR	3	0	0	0	3	-21	4 : 25	0

Preliminary Round Combined Ranking

Rank	Team	GR	PTS/GP	GDF	GF	TS
1D	KAZ	1	3	+35	35	2
2D	RUS	1	3	+34	35	1
3D	CAN	1	3	+22	25	3
4D	CZE	2	2	+12	20	4
5D	SVK	2	2	+10	16	5
6D	LAT	2	1.7	-1	11	11
7D	JPN	3	1.3	-12	8	6
8D	SWE	3	1	+5	15	9
9D	USA	3	1	0	11	7
10D	KOR	4	0	-21	4	8
11D	GBR	4	0	-32	1	12
12D	CHN	4	0	-52	0	10

Note:

Rank within each group (GR) is based on points. For tie-break rules and explanation of the criteria for final standings at the completion of the preliminary round see 'Competition Format and Rules'.

Legend:

1 1st period	2 2nd period	3 3rd period	GA Goals against	GDF Goal difference
GF Goals for	GP Games played	GR Group rank	L Losses	nD Final rank for preliminary round
OT Overtime	OTL Overtime loss	OTW Overtime win	PSS Penalty shot shootout	PTS Points
TS Tournament seeding	W Wins			



Game Results by Team

As of WED 8 FEB 2017

CAN - Canada

Game	Date	Time	Phase	Teams	Results	1	2	3	OT	PSS	Venue
6	MON 30	JAN 19:30	Gp B	USA - CAN	0 - 6	0 - 1	0 - 3	0 - 2			Halyk Arena
11	WED 1	FEB 16:00	Gp B	CAN - GBR	14 - 0	6 - 0	3 - 0	5 - 0			Halyk Arena
16	FRI 3	FEB 12:30	Gp B	CAN - SVK	5 - 3	1 - 0	3 - 2	1 - 1			Halyk Arena
21	SAT 4	FEB 19:30	QF	CAN - LAT	5 - 2	2 - 0	1 - 2	2 - 0			Halyk Arena
31	TUE 7	FEB 16:00	SF	RUS - CAN	4 - 1	1 - 0	1 - 0	2 - 1			Halyk Arena
33	WED 8	FEB 11:00	BMG	CAN - CZE	4 - 3	3 - 1	1 - 2	0 - 0			Halyk Arena

CHN - People's Republic of China

Game	Date	Time	Phase	Teams	Results	1	2	3	OT	PSS	Venue
3	SAT 28	JAN 19:30	Gp A	KAZ - CHN	22 - 0	9 - 0	6 - 0	7 - 0			Halyk Arena
12	WED 1	FEB 19:30	Gp A	CZE - CHN	15 - 0	6 - 0	3 - 0	6 - 0			Halyk Arena
15	THU 2	FEB 19:30	Gp A	CHN - SWE	0 - 15	0 - 5	0 - 6	0 - 4			Halyk Arena
19	SAT 4	FEB 12:30	P9-12	USA - CHN	17 - 1	5 - 0	5 - 1	7 - 0			Halyk Arena
25	MON 6	FEB 09:00	P11-12	KOR - CHN	7 - 2	3 - 0	2 - 1	2 - 1			Halyk Arena

CZE - Czech Republic

Game	Date	Time	Phase	Teams	Results	1	2	3	OT	PSS	Venue
5	MON 30	JAN 16:00	Gp A	SWE - CZE	0 - 5	0 - 1	0 - 4	0 - 0			Halyk Arena
12	WED 1	FEB 19:30	Gp A	CZE - CHN	15 - 0	6 - 0	3 - 0	6 - 0			Halyk Arena
18	FRI 3	FEB 19:30	Gp A	CZE - KAZ	0 - 8	0 - 1	0 - 3	0 - 4			Halyk Arena
23	SUN 5	FEB 16:00	QF	CZE - SVK	4 - 3	2 - 0	0 - 1	1 - 2	0 - 0	1 - 0	Halyk Arena
32	TUE 7	FEB 19:30	SF	KAZ - CZE	4 - 1	1 - 1	2 - 0	1 - 0			Halyk Arena
33	WED 8	FEB 11:00	BMG	CAN - CZE	4 - 3	3 - 1	1 - 2	0 - 0			Halyk Arena

GBR - United Kingdom of Great Britain and Northern Ireland

Game	Date	Time	Phase	Teams	Results	1	2	3	OT	PSS	Venue
1	SAT 28	JAN 12:30	Gp B	SVK - GBR	9 - 0	3 - 0	2 - 0	4 - 0			Halyk Arena
11	WED 1	FEB 16:00	Gp B	CAN - GBR	14 - 0	6 - 0	3 - 0	5 - 0			Halyk Arena
13	THU 2	FEB 12:30	Gp B	GBR - USA	1 - 10	1 - 3	0 - 4	0 - 3			Halyk Arena
22	SUN 5	FEB 12:30	P9-12	KOR - GBR	1 - 3	0 - 1	0 - 1	1 - 1			Halyk Arena
26	MON 6	FEB 12:30	P9-10	USA - GBR	10 - 1	1 - 0	6 - 0	3 - 1			Halyk Arena

JPN - Japan

Game	Date	Time	Phase	Teams	Results	1	2	3	OT	PSS	Venue
2	SAT 28	JAN 16:00	Gp C	JPN - LAT	3 - 4	2 - 1	0 - 2	1 - 0	0 - 1		Halyk Arena
7	TUE 31	JAN 12:30	Gp C	JPN - KOR	5 - 2	0 - 1	2 - 1	3 - 0			Halyk Arena
17	FRI 3	FEB 16:00	Gp C	RUS - JPN	14 - 0	5 - 0	1 - 0	8 - 0			Halyk Arena
20	SAT 4	FEB 16:00	QF	RUS - JPN	9 - 2	1 - 0	3 - 2	5 - 0			Halyk Arena
28	MON 6	FEB 19:30	PLA	LAT - JPN	7 - 3	3 - 0	3 - 1	1 - 2			Halyk Arena
29	TUE 7	FEB 09:00	P7-8	JPN - SWE	4 - 5	1 - 3	2 - 1	1 - 1			Halyk Arena

KAZ - Kazakhstan

Game	Date	Time	Phase	Teams	Results	1	2	3	OT	PSS	Venue
3	SAT 28	JAN 19:30	Gp A	KAZ - CHN	22 - 0	9 - 0	6 - 0	7 - 0			Halyk Arena
9	TUE 31	JAN 19:30	Gp A	KAZ - SWE	5 - 0	2 - 0	1 - 0	2 - 0			Halyk Arena
18	FRI 3	FEB 19:30	Gp A	CZE - KAZ	0 - 8	0 - 1	0 - 3	0 - 4			Halyk Arena
24	SUN 5	FEB 19:30	QF	KAZ - SWE	4 - 0	1 - 0	0 - 0	3 - 0			Halyk Arena
32	TUE 7	FEB 19:30	SF	KAZ - CZE	4 - 1	1 - 1	2 - 0	1 - 0			Halyk Arena
34	WED 8	FEB 15:00	GMG	KAZ - RUS	0 - 1	0 - 0	0 - 0	0 - 1			Halyk Arena



KOR - Republic of Korea

Game	Date	Time	Phase	Teams	Results	1	2	3	OT	PSS	Venue
4	MON 30	JAN 12:30	Gp C	KOR - RUS	0 - 14	0 - 4	0 - 6	0 - 4			Halyk Arena
7	TUE 31	JAN 12:30	Gp C	JPN - KOR	5 - 2	0 - 1	2 - 1	3 - 0			Halyk Arena
14	THU 2	FEB 16:00	Gp C	LAT - KOR	6 - 2	4 - 0	1 - 2	1 - 0			Halyk Arena
22	SUN 5	FEB 12:30	P9-12	KOR - GBR	1 - 3	0 - 1	0 - 1	1 - 1			Halyk Arena
25	MON 6	FEB 09:00	P11-12	KOR - CHN	7 - 2	3 - 0	2 - 1	2 - 1			Halyk Arena

LAT - Latvia

Game	Date	Time	Phase	Teams	Results	1	2	3	OT	PSS	Venue
2	SAT 28	JAN 16:00	Gp C	JPN - LAT	3 - 4	2 - 1	0 - 2	1 - 0	0 - 1		Halyk Arena
10	WED 1	FEB 12:30	Gp C	RUS - LAT	7 - 1	2 - 0	1 - 1	4 - 0			Halyk Arena
14	THU 2	FEB 16:00	Gp C	LAT - KOR	6 - 2	4 - 0	1 - 2	1 - 0			Halyk Arena
21	SAT 4	FEB 19:30	QF	CAN - LAT	5 - 2	2 - 0	1 - 2	2 - 0			Halyk Arena
28	MON 6	FEB 19:30	PLA	LAT - JPN	7 - 3	3 - 0	3 - 1	1 - 2			Halyk Arena
30	TUE 7	FEB 12:30	P5-6	SVK - LAT	5 - 4	1 - 2	2 - 1	2 - 1			Halyk Arena

RUS - Russian Federation

Game	Date	Time	Phase	Teams	Results	1	2	3	OT	PSS	Venue
4	MON 30	JAN 12:30	Gp C	KOR - RUS	0 - 14	0 - 4	0 - 6	0 - 4			Halyk Arena
10	WED 1	FEB 12:30	Gp C	RUS - LAT	7 - 1	2 - 0	1 - 1	4 - 0			Halyk Arena
17	FRI 3	FEB 16:00	Gp C	RUS - JPN	14 - 0	5 - 0	1 - 0	8 - 0			Halyk Arena
20	SAT 4	FEB 16:00	QF	RUS - JPN	9 - 2	1 - 0	3 - 2	5 - 0			Halyk Arena
31	TUE 7	FEB 16:00	SF	RUS - CAN	4 - 1	1 - 0	1 - 0	2 - 1			Halyk Arena
34	WED 8	FEB 15:00	GMG	KAZ - RUS	0 - 1	0 - 0	0 - 0	0 - 1			Halyk Arena

SVK - Slovakia

Game	Date	Time	Phase	Teams	Results	1	2	3	OT	PSS	Venue
1	SAT 28	JAN 12:30	Gp B	SVK - GBR	9 - 0	3 - 0	2 - 0	4 - 0			Halyk Arena
8	TUE 31	JAN 16:00	Gp B	SVK - USA	4 - 1	2 - 1	1 - 0	1 - 0			Halyk Arena
16	FRI 3	FEB 12:30	Gp B	CAN - SVK	5 - 3	1 - 0	3 - 2	1 - 1			Halyk Arena
23	SUN 5	FEB 16:00	QF	CZE - SVK	4 - 3	2 - 0	0 - 1	1 - 2	0 - 0	1 - 0	Halyk Arena
27	MON 6	FEB 16:00	PLA	SVK - SWE	4 - 2	1 - 0	3 - 0	0 - 2			Halyk Arena
30	TUE 7	FEB 12:30	P5-6	SVK - LAT	5 - 4	1 - 2	2 - 1	2 - 1			Halyk Arena

SWE - Sweden

Game	Date	Time	Phase	Teams	Results	1	2	3	OT	PSS	Venue
5	MON 30	JAN 16:00	Gp A	SWE - CZE	0 - 5	0 - 1	0 - 4	0 - 0			Halyk Arena
9	TUE 31	JAN 19:30	Gp A	KAZ - SWE	5 - 0	2 - 0	1 - 0	2 - 0			Halyk Arena
15	THU 2	FEB 19:30	Gp A	CHN - SWE	0 - 15	0 - 5	0 - 6	0 - 4			Halyk Arena
24	SUN 5	FEB 19:30	QF	KAZ - SWE	4 - 0	1 - 0	0 - 0	3 - 0			Halyk Arena
27	MON 6	FEB 16:00	PLA	SVK - SWE	4 - 2	1 - 0	3 - 0	0 - 2			Halyk Arena
29	TUE 7	FEB 09:00	P7-8	JPN - SWE	4 - 5	1 - 3	2 - 1	1 - 1			Halyk Arena

USA - United States of America

Game	Date	Time	Phase	Teams	Results	1	2	3	OT	PSS	Venue
6	MON 30	JAN 19:30	Gp B	USA - CAN	0 - 6	0 - 1	0 - 3	0 - 2			Halyk Arena
8	TUE 31	JAN 16:00	Gp B	SVK - USA	4 - 1	2 - 1	1 - 0	1 - 0			Halyk Arena
13	THU 2	FEB 12:30	Gp B	GBR - USA	1 - 10	1 - 3	0 - 4	0 - 3			Halyk Arena
19	SAT 4	FEB 12:30	P9-12	USA - CHN	17 - 1	5 - 0	5 - 1	7 - 0			Halyk Arena
26	MON 6	FEB 12:30	P9-10	USA - GBR	10 - 1	1 - 0	6 - 0	3 - 1			Halyk Arena

Legend:

BMG	Bronze Medal Game	Cx-y	Classification Game	GMG	Gold Medal Game	Gp	Group
OT	Overtime	PSS	Penalty shot shootout	QF	Quarterfinals	SF	Semifinals



Player Statistics by Team

As of WED 8 FEB 2017

Including Game #33

CAN - Canada

Playing Statistics

No.	Name	Pos.	GP	G	A	PTS	PIM	+/-	GWG	PPG	SHG	SOG	SG%
1	BAILIE Kevin	GK	6	0	0	0	0		0	0	0	0	0.00
2	BOUTET Etienne	D	6	0	3	3	10	+5	0	0	0	6	0.00
4	MOFFAT Michael	D	6	0	0	0	8	+4	0	0	0	2	0.00
5	BASSO Alexander Robert	D	5	0	5	5	6	+5	0	0	0	15	0.00
6	LEFEBVRE Martin	D	6	2	6	8	0	+5	0	2	0	18	11.11
7	CHIARLITTI Nathan	D	6	0	1	1	0	+3	0	0	0	3	0.00
8	BEAUDOIN Charles-David	D	6	0	1	1	4	+4	0	0	0	15	0.00
9	WELYCHKA Brett William	F	6	5	3	8	2	0	0	4	0	24	20.83
11	HINSE Olivier	F	6	1	0	1	0	+2	0	0	0	11	9.09
13	GIROUX Tommy	F	6	3	4	7	0	+2	1	0	0	10	30.00
15	ASSELIN Guillaume	F	6	3	4	7	6	+6	0	1	0	15	20.00
16	MORIN Pierre-Olivier	F	6	6	3	9	16	+2	1	3	0	13	46.15
18	DOGGETT Slater Kenneth	F	6	2	4	6	0	+3	0	1	0	16	12.50
19	PEDERSEN Brent	F	6	3	0	3	4	+2	1	0	0	7	42.86
20	DUROCHER Corey Raymond	F	6	2	0	2	26	+2	0	0	0	5	40.00
22	POMPEI Mathieu	F	6	0	4	4	2	+6	0	0	0	18	0.00
23	MING Eric	F	6	0	3	3	2	+1	0	0	0	10	0.00
24	ABRAHAM Spencer John Joesph	D	6	5	1	6	0	+4	1	1	0	18	27.78
25	VAN STRALEN Ryan Mikael Wouter	F	6	0	4	4	10	+3	0	0	0	5	0.00
26	SIMMONDS Scott David	F	6	0	3	3	4	+3	0	0	0	8	0.00
27	MCNAMEE Michael Terrence Allan	F	6	3	8	11	0	+9	1	0	0	14	21.43
31	AUGER Sebastien	GK	6	0	0	0	0		0	0	0	0	0.00

Goalkeeping Statistics

No.	Name	GPT	GKD	GPI	MIP	MIP%	GA	SVS	SOG	SVS%	GAA	SO	W	L
1	BAILIE Kevin	6	6	5	268:26	74.65	11	106	117	90.60	2.46	1	4	1
31	AUGER Sebastien	6	6	2	91:08	25.35	0	25	25	100.00	0.00	1	1	0

Legend:

A Assists	D Defence	F Forward
G Goals	GA Goals against	GAA Goals against as average per 60 minutes
GK Goalkeeper	GKD Goalkeeper dressed	GP Number of games played
GPI Games played in	GPT Number of games played by team	GWG Game winning goals
L Number of games lost	MIP Minutes and seconds played	MIP% MIP as percentage
No. Jersey number	PIM Penalties in minutes	Pos. Position on team
PPG Power play goals	PTS Points	SG% Percentage of goals from total shots
SHG Shorthanded goals	SO Shutouts	SOG Shots on goal
SVS Saves	SVS% SVS as percentage of total SOG	W Number of games won
+/- Plus/minus net		



Player Statistics by Team

As of MON 6 FEB 2017

Including Game #25

CHN - People's Republic of China

Playing Statistics

No.	Name	Pos.	GP	G	A	PTS	PIM	+/-	GWG	PPG	SHG	SOG	SG%
8	GUAN Tianyi	D	5	0	0	0	0	-2	0	0	0	0	0.00
9	CHEN Jin	D	5	0	0	0	2	-10	0	0	0	1	0.00
10	HUANG Peng	F	5	0	0	0	6	-21	0	0	0	1	0.00
11	NAN Xiaoming	F	5	0	0	0	2	-21	0	0	0	4	0.00
12	ZHANG Pengfei	D	5	1	0	1	4	-22	0	1	0	3	33.33
14	WU Hao	F	5	0	0	0	0	-3	0	0	0	0	0.00
16	YU Mingrunze	F	5	0	1	1	0	-19	0	0	0	2	0.00
17	JI Peng	F	5	0	2	2	6	-26	0	0	0	4	0.00
21	QIAN Jinglin	D	5	0	1	1	35	-27	0	0	0	5	0.00
26	WU Jiasiteng	D	5	0	0	0	4	-24	0	0	0	3	0.00
30	BAO Jiachang	F	5	1	0	1	6	-23	0	1	0	8	12.50
31	ZHOU Tongzhe	GK	5	0	0	0	0		0	0	0	0	0.00
55	MA Tianyue	F	5	0	0	0	0	-22	0	0	0	2	0.00
66	ZHANG Zhen	D	5	0	0	0	8	-32	0	0	0	3	0.00
68	DENG Zemin	F	5	0	0	0	0	-25	0	0	0	5	0.00
69	WU Jiankun	GK	5	0	0	0	0		0	0	0	0	0.00
71	YUE Xinhao	F	5	1	0	1	31	-21	0	1	0	7	14.29

Goalkeeping Statistics

No.	Name	GPT	GKD	GPI	MIP	MIP%	GA	SVS	SOG	SVS%	GAA	SO	W	L
31	ZHOU Tongzhe	5	5	3	79:52	26.62	16	60	76	78.95	12.02	0	0	0
69	WU Jiankun	5	5	5	220:08	73.38	60	247	307	80.46	16.35	0	0	5

Legend:

A Assists	D Defence	F Forward
G Goals	GA Goals against	GAA Goals against as average per 60 minutes
GK Goalkeeper	GKD Goalkeeper dressed	GP Number of games played
GPI Games played in	GPT Number of games played by team	GWG Game winning goals
L Number of games lost	MIP Minutes and seconds played	MIP% MIP as percentage
No. Jersey number	PIM Penalties in minutes	Pos. Position on team
PPG Power play goals	PTS Points	SG% Percentage of goals from total shots
SHG Shorthanded goals	SO Shutouts	SOG Shots on goal
SVS Saves	SVS% SVS as percentage of total SOG	W Number of games won
+/- Plus/minus net		



Player Statistics by Team

As of WED 8 FEB 2017

Including Game #33

CZE - Czech Republic

Playing Statistics

No.	Name	Pos.	GP	G	A	PTS	PIM	+/-	GWG	PPG	SHG	SOG	SG%
1	BRAZDIL Jaroslav	GK	6	0	0	0	0		0	0	0	0	0.00
2	NOVAK Josef	GK	6	0	0	0	0		0	0	0	0	0.00
3	SEDLAK Jan	D	5	0	2	2	2	-1	0	0	0	7	0.00
4	STEINER Dominik	D	6	1	1	2	0	+2	0	1	0	6	16.67
5	NOVAK Dominik	F	6	1	3	4	8	-2	0	0	0	10	10.00
8	MULLER Jan	F	6	2	1	3	4	+3	0	0	1	27	7.41
9	STASTNY Tomas	F	6	2	2	4	2	+4	0	1	0	11	18.18
10	ARNOST Daniel	F	6	4	1	5	2	+1	1	1	1	12	33.33
11	HUCKO Petr	F	6	3	1	4	2	-3	0	2	0	15	20.00
12	SVARICEK Filip	D	6	1	1	2	4	+4	0	0	0	12	8.33
13	KRPATA Ondrej	F	6	1	0	1	4	+2	1	0	0	10	10.00
14	MATULA Frantisek	D	6	1	3	4	0	+3	0	0	0	16	6.25
15	ZBORIL Mikulas	D	6	0	1	1	2	+1	0	0	0	8	0.00
16	KALUZA Marek	D	6	1	3	4	6	-2	0	1	0	10	10.00
17	KADLEC Jakub	F	6	1	0	1	8	-4	0	0	0	10	10.00
19	GUTWALD Michal	D	6	0	2	2	6	+3	0	0	0	12	0.00
20	KAFKA Dominik	F	6	3	2	5	2	+1	0	0	0	27	11.11
23	SMRCKA Marek	F	1	0	0	0	0	0	0	0	0	0	0.00
25	BAIL Marek	D	6	0	3	3	2	0	0	0	0	17	0.00
27	BRZOBOHATY Michal	F	6	1	2	3	4	+5	0	0	0	6	16.67
28	BALLNER David	F	6	3	2	5	8	+3	0	1	0	13	23.08
30	ZACHAR David	F	6	3	5	8	2	+4	1	0	0	20	15.00

Goalkeeping Statistics

No.	Name	GPT	GKD	GPI	MIP	MIP%	GA	SVS	SOG	SVS%	GAA	SO	W	L
1	BRAZDIL Jaroslav	6	6	4	241:11	65.40	15	106	121	87.60	3.73	1	1	2
2	NOVAK Josef	6	6	3	127:35	34.60	4	35	39	89.74	1.88	1	1	1

Legend:

A Assists	D Defence	F Forward
G Goals	GA Goals against	GAA Goals against as average per 60 minutes
GK Goalkeeper	GKD Goalkeeper dressed	GP Number of games played
GPI Games played in	GPT Number of games played by team	GWG Game winning goals
L Number of games lost	MIP Minutes and seconds played	MIP% MIP as percentage
No. Jersey number	PIM Penalties in minutes	Pos. Position on team
PPG Power play goals	PTS Points	SG% Percentage of goals from total shots
SHG Shorthanded goals	SO Shutouts	SOG Shots on goal
SVS Saves	SVS% SVS as percentage of total SOG	W Number of games won
+/- Plus/minus net		



Player Statistics by Team

As of MON 6 FEB 2017

Including Game #26

GBR - United Kingdom of Great Britain and Northern Ireland

Playing Statistics

No.	Name	Pos.	GP	G	A	PTS	PIM	+/-	GWG	PPG	SHG	SOG	SG%
1	CROYLE Matthew Charles	GK	3	0	0	0	0		0	0	0	0	0.00
3	GRETTON Joseph James	D	5	0	0	0	4	-8	0	0	0	0	0.00
4	GAILER Montgomery James	D	5	0	0	0	0	-3	0	0	0	1	0.00
5	MAWER Michael Robert	F	5	0	0	0	2	-6	0	0	0	1	0.00
6	COOKE Christopher David Charles	D	5	0	1	1	4	-19	0	0	0	5	0.00
7	ANTONOV Ivan	F	5	1	2	3	4	-10	0	0	0	18	5.56
8	JOHNSON Christian Peareth	D	5	0	0	0	4	-8	0	0	0	1	0.00
9	SCOTT James Royston	D	5	0	0	0	4	-13	0	0	0	1	0.00
10	PRICE Jackson Lewis	F	5	0	0	0	2	-6	0	0	0	0	0.00
11	CHARNOCK Liam	F	5	2	0	2	4	-12	0	2	0	8	25.00
12	ROSE Daniel Thomas	F	5	1	0	1	8	-9	1	0	0	3	33.33
13	HOVELL Thomas Oliver	GK	2	0	0	0	0		0	0	0	0	0.00
14	PARKINSON Thomas Lloyd Scott	F	5	0	0	0	2	-10	0	0	0	1	0.00
15	BRANIN Lucas Coles Bakewell	F	5	1	0	1	2	-14	0	0	0	5	20.00
16	CHEEMA Samuel Paul	D	3	0	0	0	8	-12	0	0	0	0	0.00
17	DEWEY Elliott	D	5	0	0	0	6	-3	0	0	0	0	0.00
18	MOGG Stuart Philip Pearson	D	5	0	1	1	6	-4	0	0	0	5	0.00
19	SAMPFORD Alexander James	F	5	0	0	0	4	-7	0	0	0	9	0.00
20	LONG Adam Joshua	GK	5	0	0	0	0		0	0	0	0	0.00
21	SIAGRIS Andreas Charles Douglas	F	5	0	0	0	0	-12	0	0	0	1	0.00
23	FOX Christopher	F	5	0	0	0	0	-4	0	0	0	0	0.00

Goalkeeping Statistics

No.	Name	GPT	GKD	GPI	MIP	MIP%	GA	SVS	SOG	SVS%	GAA	SO	W	L
1	CROYLE Matthew Charles	5	3	3	85:02	28.34	18	76	94	80.85	12.70	0	0	1
13	HOVELL Thomas Oliver	5	2	1	26:02	8.68	5	28	33	84.85	11.52	0	0	0
20	LONG Adam Joshua	5	5	5	188:56	62.98	21	172	193	89.12	6.67	0	1	3

Legend:

A Assists	D Defence	F Forward
G Goals	GA Goals against	GAA Goals against as average per 60 minutes
GK Goalkeeper	GKD Goalkeeper dressed	GP Number of games played
GPI Games played in	GPT Number of games played by team	GWG Game winning goals
L Number of games lost	MIP Minutes and seconds played	MIP% MIP as percentage
No. Jersey number	PIM Penalties in minutes	Pos. Position on team
PPG Power play goals	PTS Points	SG% Percentage of goals from total shots
SHG Shorthanded goals	SO Shutouts	SOG Shots on goal
SVS Saves	SVS% SVS as percentage of total SOG	W Number of games won
+/- Plus/minus net		



Player Statistics by Team

As of TUE 7 FEB 2017

Including Game #29

JPN - Japan

Playing Statistics

No.	Name	Pos.	GP	G	A	PTS	PIM	+/-	GWG	PPG	SHG	SOG	SG%
1	FURUKAWA Shun	GK	5	0	0	0	0		0	0	0	0	0.00
2	KATO Shinnosuke	D	6	0	0	0	2	-7	0	0	0	6	0.00
3	MATSUKANE Kenta	D	6	1	0	1	2	-4	0	0	0	13	7.69
4	MATSUI Hiroshi	D	6	1	1	2	6	-7	0	1	0	14	7.14
5	OHBA Dai	D	6	0	0	0	2	-2	0	0	0	5	0.00
6	WATANABE Akihide	D	6	0	0	0	14	-3	0	0	0	8	0.00
8	KAWAGUCHI Shunya	D	6	1	0	1	0	-3	0	0	0	6	16.67
9	SATO Souta	D	6	0	1	1	4	-2	0	0	0	3	0.00
10	KAWAMURA Kazuki	F	6	3	1	4	6	-5	0	0	2	8	37.50
11	HITOSATO Shigeki	F	6	4	3	7	6	-4	0	0	0	15	26.67
12	KATSURAGAWA Ryo	F	6	1	2	3	0	-7	0	1	0	7	14.29
13	MATSUMOTO Kodai	F	6	1	2	3	4	0	0	0	0	8	12.50
14	SUZUKI Kento	F	6	1	1	2	8	-5	0	1	0	14	7.14
15	KOIZUMI Tomonari	F	6	0	1	1	2	-4	0	0	0	1	0.00
16	DEGUCHI Keita	F	6	2	3	5	0	-4	0	0	0	8	25.00
17	FURUKAWA Seiya	F	6	0	2	2	10	-4	0	0	0	8	0.00
18	MATSUMOTO Rikiya	F	6	0	1	1	2	+1	0	0	0	3	0.00
19	SHIBATA Tsuguto	F	6	1	0	1	8	-3	0	0	1	4	25.00
20	KANEKO Shotaro	GK	6	0	0	0	0		0	0	0	0	0.00
22	TANAKA Kentaro	D	6	1	0	1	2	-6	1	0	0	8	12.50
23	INUI Junya	F	6	0	3	3	0	-4	0	0	0	0	0.00
24	ABE Kai	F	6	0	1	1	10	-7	0	0	0	8	0.00
25	NUMATA Tomoya	GK	1	0	0	0	0		0	0	0	0	0.00

Goalkeeping Statistics

No.	Name	GPT	GKD	GPI	MIP	MIP%	GA	SVS	SOG	SVS%	GAA	SO	W	L
1	FURUKAWA Shun	6	5	3	106:11	29.51	14	62	76	81.58	7.91	0	0	3
20	KANEKO Shotaro	6	6	5	253:39	70.49	27	126	153	82.35	6.39	0	1	2
25	NUMATA Tomoya	6	1	0	00:00	0.00	0	0	0	0.00	0.00	0	0	0

Legend:

A Assists	D Defence	F Forward
G Goals	GA Goals against	GAA Goals against as average per 60 minutes
GK Goalkeeper	GKD Goalkeeper dressed	GP Number of games played
GPI Games played in	GPT Number of games played by team	GWG Game winning goals
L Number of games lost	MIP Minutes and seconds played	MIP% MIP as percentage
No. Jersey number	PIM Penalties in minutes	Pos. Position on team
PPG Power play goals	PTS Points	SG% Percentage of goals from total shots
SHG Shorthanded goals	SO Shutouts	SOG Shots on goal
SVS Saves	SVS% SVS as percentage of total SOG	W Number of games won
+/- Plus/minus net		



Player Statistics by Team

As of WED 8 FEB 2017

Including Game #34

KAZ - Kazakhstan

Playing Statistics

No.	Name	Pos.	GP	G	A	PTS	PIM	+/-	GWG	PPG	SHG	SOG	SG%
1	POLUEKTOV Pavel	GK	6	0	0	0	0		0	0	0	0	0.00
3	DULNEV Georgiy	D	6	0	3	3	4	+13	0	0	0	11	0.00
4	IBRAIBEKOV Madiyar	D	6	0	4	4	4	+9	0	0	0	14	0.00
7	GREBENCHSHIKOV Vladimir	D	6	1	2	3	12	+7	1	0	0	7	14.29
8	SAVITSKIY Kirill	F	6	5	6	11	2	+5	1	3	0	15	33.33
9	SAGADEYEV Anton	F	6	3	2	5	0	+9	0	0	1	17	17.65
10	MIKHAILIS Nikita	F	6	2	5	7	0	+3	0	2	0	24	8.33
11	PISSAREV Alexandr	D	6	0	2	2	6	+12	0	0	0	7	0.00
12	ANTSIFEROV Alexey	F	6	3	3	6	0	+13	0	0	0	12	25.00
13	ZINCHENKO Stanislav	D	6	0	2	2	0	+6	0	0	0	14	0.00
14	NUREK Alexandr	D	6	0	5	5	6	+7	0	0	0	11	0.00
15	YEVDOKIMOV Yaroslav	F	6	2	2	4	0	+3	0	1	0	21	9.52
17	ASSETOV Alikhan	F	6	3	4	7	0	+8	0	0	0	19	15.79
18	SAVENKOV Konstantin	F	6	6	6	12	0	+13	2	0	0	14	42.86
19	RAKHMANOV Mikhail	F	6	2	2	4	0	+4	0	0	0	10	20.00
20	KUDRYAVTSEV Sergey	GK	6	0	0	0	0		0	0	0	0	0.00
21	NIKULIN Vladislav	F	6	1	2	3	0	+4	0	0	0	13	7.69
22	STEPANENKO Ivan	D	6	1	3	4	6	+9	0	0	0	12	8.33
23	PETROV Anton	F	6	1	3	4	2	+5	0	0	1	24	4.17
25	BURDELEV Artem	F	6	7	1	8	4	+12	0	1	0	15	46.67
28	AKOLZIN Pavel	F	6	1	5	6	8	+11	0	0	0	17	5.88
29	GRENTS Dmitriy	F	6	5	5	10	4	+4	1	2	0	19	26.32
30	GRYAZNOV Maxim	GK	0	0	0	0	0		0	0	0	0	0.00

Goalkeeping Statistics

No.	Name	GPT	GKD	GPI	MIP	MIP%	GA	SVS	SOG	SVS%	GAA	SO	W	L
1	POLUEKTOV Pavel	6	6	3	140:00	39.04	0	22	22	100.00	0.00	2	2	0
20	KUDRYAVTSEV Sergey	6	6	4	218:34	60.96	2	81	83	97.59	0.55	1	3	1
30	GRYAZNOV Maxim	6	0	0	00:00	0.00	0	0	0	0.00	0.00	0	0	0

Legend:

A Assists	D Defence	F Forward
G Goals	GA Goals against	GAA Goals against as average per 60 minutes
GK Goalkeeper	GKD Goalkeeper dressed	GP Number of games played
GPI Games played in	GPT Number of games played by team	GWG Game winning goals
L Number of games lost	MIP Minutes and seconds played	MIP% MIP as percentage
No. Jersey number	PIM Penalties in minutes	Pos. Position on team
PPG Power play goals	PTS Points	SG% Percentage of goals from total shots
SHG Shorthanded goals	SO Shutouts	SOG Shots on goal
SVS Saves	SVS% SVS as percentage of total SOG	W Number of games won
+/- Plus/minus net		



Player Statistics by Team

As of MON 6 FEB 2017

Including Game #25

KOR - Republic of Korea

Playing Statistics

No.	Name	Pos.	GP	G	A	PTS	PIM	+/-	GWG	PPG	SHG	SOG	SG%
2	SONG Hyeongcheol	F	5	1	2	3	0	-7	0	0	0	15	6.67
6	KIM Youngjun	D	5	0	0	0	10	-4	0	0	0	8	0.00
7	SON Taekwang	F	5	0	3	3	4	-3	0	0	0	14	0.00
8	LEE Kangsoo	F	5	0	1	1	0	-8	0	0	0	6	0.00
9	CHOI Youngil	F	5	3	2	5	4	-1	1	0	0	6	50.00
10	LEE Dohyung	D	5	0	0	0	0	-3	0	0	0	2	0.00
11	HWANG Doo Hyun	F	5	2	1	3	8	-3	0	1	0	13	15.38
12	LEE Seung Jun	F	5	0	0	0	0	-3	0	0	0	4	0.00
13	LEE Hanmo	F	5	0	0	0	0	-2	0	0	0	1	0.00
14	MUN Juyoung	D	5	0	1	1	10	-5	0	0	0	6	0.00
15	JUNG Jonghyun	D	5	0	2	2	2	-3	0	0	0	9	0.00
17	KIM Sangwon	F	5	1	0	1	2	-5	0	0	0	5	20.00
18	CHOI Doyeon	F	5	0	0	0	0	-2	0	0	0	4	0.00
19	CHANG Yongwon	F	5	1	0	1	2	-4	0	1	0	5	20.00
20	LEE Changhun	GK	5	0	0	0	0		0	0	0	0	0.00
21	OH Min Suk	D	5	0	0	0	0	-3	0	0	0	7	0.00
22	KIM Dohyung	F	5	2	1	3	4	-2	0	0	0	8	25.00
23	OH Gi Ryun	D	5	0	0	0	2	-7	0	0	0	2	0.00
24	KIM Younghoon	F	5	2	1	3	2	0	0	0	1	14	14.29
25	LEE Hanback	GK	5	0	0	0	0		0	0	0	0	0.00

Goalkeeping Statistics

No.	Name	GPT	GKD	GPI	MIP	MIP%	GA	SVS	SOG	SVS%	GAA	SO	W	L
20	LEE Changhun	5	5	3	114:51	38.45	6	63	69	91.30	3.13	0	1	0
25	LEE Hanback	5	5	4	183:49	61.55	22	99	121	81.82	7.18	0	0	4

Legend:

A Assists	D Defence	F Forward
G Goals	GA Goals against	GAA Goals against as average per 60 minutes
GK Goalkeeper	GKD Goalkeeper dressed	GP Number of games played
GPI Games played in	GPT Number of games played by team	GWG Game winning goals
L Number of games lost	MIP Minutes and seconds played	MIP% MIP as percentage
No. Jersey number	PIM Penalties in minutes	Pos. Position on team
PPG Power play goals	PTS Points	SG% Percentage of goals from total shots
SHG Shorthanded goals	SO Shutouts	SOG Shots on goal
SVS Saves	SVS% SVS as percentage of total SOG	W Number of games won
+/- Plus/minus net		



Player Statistics by Team

As of TUE 7 FEB 2017

Including Game #30

LAT - Latvia

Playing Statistics

No.	Name	Pos.	GP	G	A	PTS	PIM	+/-	GWG	PPG	SHG	SOG	SG%
2	MINAJEVŠ Vjaceslavs	D	6	0	4	4	2	-1	0	0	0	12	0.00
3	BULLITIS Janis	D	6	1	0	1	2	0	0	0	0	8	12.50
4	ROSINSKIS Rinalds	D	6	1	1	2	2	+2	0	0	0	4	25.00
6	APLOKS Olafs	F	6	3	2	5	6	+3	0	2	0	9	33.33
7	JANSONS Eduards Hugo	D	6	1	0	1	2	-2	0	0	0	6	16.67
8	MILLERS Kristaps	F	6	2	1	3	6	+3	0	0	0	4	50.00
9	KALVANS Davids	F	6	0	0	0	2	-1	0	0	0	3	0.00
10	KAMOLINS Edgars	D	6	0	0	0	2	-2	0	0	0	6	0.00
11	NEKLUDOVS Romans	F	6	1	0	1	4	-3	0	0	0	9	11.11
12	ZIEMINS Juris	F	6	3	1	4	2	-4	0	2	0	12	25.00
13	FREIJS Valters	F	6	4	0	4	6	-2	0	1	0	16	25.00
14	SISLANNIKOVŠ Olegs	F	6	4	7	11	4	+5	1	1	0	19	21.05
15	DILEVKA Maris	F	6	1	3	4	8	0	1	0	0	20	5.00
16	APSITIS Krists	D	6	1	0	1	16	+1	0	1	0	17	5.88
17	OGORODNIKOVS Artjoms	F	6	0	2	2	0	+1	0	0	0	6	0.00
18	GRINBERGS Sandis	F	6	1	4	5	2	+3	0	0	1	13	7.69
19	ZOLMANIS Sandis	F	6	0	3	3	6	-4	0	0	0	6	0.00
20	PETKUS Reinis	GK	6	0	0	0	0		0	0	0	0	0.00
22	MEZULIS Martins	D	6	1	0	1	2	0	1	0	0	7	14.29
23	TAURINS Toms	F	6	0	0	0	2	-2	0	0	0	2	0.00
24	MAKAROVŠ Ilja	D	6	0	4	4	8	+2	0	0	0	18	0.00
25	BIKARS Ints	GK	6	0	0	0	2		0	0	0	0	0.00

Goalkeeping Statistics

No.	Name	GPT	GKD	GPI	MIP	MIP%	GA	SVS	SOG	SVS%	GAA	SO	W	L
20	PETKUS Reinis	6	6	5	243:01	67.67	15	95	110	86.36	3.70	0	3	2
25	BIKARS Ints	6	6	3	116:06	32.33	10	62	72	86.11	5.17	0	0	1

Legend:

A Assists	D Defence	F Forward
G Goals	GA Goals against	GAA Goals against as average per 60 minutes
GK Goalkeeper	GKD Goalkeeper dressed	GP Number of games played
GPI Games played in	GPT Number of games played by team	GWG Game winning goals
L Number of games lost	MIP Minutes and seconds played	MIP% MIP as percentage
No. Jersey number	PIM Penalties in minutes	Pos. Position on team
PPG Power play goals	PTS Points	SG% Percentage of goals from total shots
SHG Shorthanded goals	SO Shutouts	SOG Shots on goal
SVS Saves	SVS% SVS as percentage of total SOG	W Number of games won
+/- Plus/minus net		



Player Statistics by Team

As of WED 8 FEB 2017

Including Game #34

RUS - Russian Federation

Playing Statistics

No.	Name	Pos.	GP	G	A	PTS	PIM	+/-	GWG	PPG	SHG	SOG	SG%
1	SAMONOV Alexander	GK	6	0	0	0	0		0	0	0	0	0.00
3	SHCHERBOV Andrei	D	0	0	0	0	0	0	0	0	0	0	0.00
7	KOZLOVSKIY Yuri	D	2	0	3	3	2	+4	0	0	0	7	0.00
13	ZABORNIKOV Stanislav	D	6	4	7	11	12	+10	1	4	0	19	21.05
15	IVANOV Ivan	F	6	4	4	8	6	+12	1	0	0	29	13.79
19	ALEKSEEV Andrei	F	6	5	8	13	6	+11	1	1	0	25	20.00
21	ORLOV Mikhail	D	6	3	4	7	12	+15	0	1	0	25	12.00
24	SIROTKIN Nikita	F	6	4	5	9	4	+11	0	1	0	20	20.00
26	ILIN Daniil	F	6	3	4	7	0	+12	1	1	0	10	30.00
30	BILALOV Timur	GK	0	0	0	0	0		0	0	0	0	0.00
31	ANDRIUKHOV Ilia	GK	6	0	0	0	0		0	0	0	0	0.00
44	KUDINOV Roman	D	6	2	2	4	4	+10	0	0	0	18	11.11
45	EFREMOV Vladislav	F	6	1	8	9	2	+9	0	0	0	20	5.00
47	KIRILLOV Dmitrii	F	6	4	8	12	4	+9	0	0	0	17	23.53
52	OSIPOV Artem	F	6	4	2	6	2	+7	1	0	0	15	26.67
55	REPIN Vladimir	D	4	0	1	1	4	+6	0	0	0	9	0.00
57	EROFEEV Andrei	F	6	5	2	7	2	+7	1	2	1	21	23.81
63	PILIPENKO Kirill	F	6	3	4	7	2	+9	0	1	0	20	15.00
73	SMUROV Sergei	F	0	0	0	0	0	0	0	0	0	0	0.00
77	KUDRIASHOV Maksim	D	6	0	3	3	0	+9	0	0	0	11	0.00
87	TARASOV Aleksandr	F	6	2	4	6	0	+9	0	0	1	14	14.29
93	SHUTOV Vadim	F	6	3	2	5	4	+6	0	1	0	15	20.00
98	TATALIN Roman	D	6	2	4	6	24	+13	0	0	1	9	22.22

Goalkeeping Statistics

No.	Name	GPT	GKD	GPI	MIP	MIP%	GA	SVS	SOG	SVS%	GAA	SO	W	L
1	SAMONOV Alexander	6	6	1	20:00	5.56	0	2	2	100.00	0.00	0	0	0
30	BILALOV Timur	6	0	0	00:00	0.00	0	0	0	0.00	0.00	0	0	0
31	ANDRIUKHOV Ilia	6	6	6	340:00	94.44	4	86	90	95.56	0.71	2	6	0

Legend:

A Assists	D Defence	F Forward
G Goals	GA Goals against	GAA Goals against as average per 60 minutes
GK Goalkeeper	GKD Goalkeeper dressed	GP Number of games played
GPI Games played in	GPT Number of games played by team	GWG Game winning goals
L Number of games lost	MIP Minutes and seconds played	MIP% MIP as percentage
No. Jersey number	PIM Penalties in minutes	Pos. Position on team
PPG Power play goals	PTS Points	SG% Percentage of goals from total shots
SHG Shorthanded goals	SO Shutouts	SOG Shots on goal
SVS Saves	SVS% SVS as percentage of total SOG	W Number of games won
+/- Plus/minus net		



Player Statistics by Team

As of TUE 7 FEB 2017

Including Game #30

SVK - Slovakia

Playing Statistics

No.	Name	Pos.	GP	G	A	PTS	PIM	+/-	GWG	PPG	SHG	SOG	SG%
1	KOSUT Samuel	GK	6	0	0	0	0		0	0	0	0	0.00
2	PUTEC Peter	GK	5	0	0	0	0		0	0	0	0	0.00
3	STRAUCH Rene	F	4	0	0	0	0	+1	0	0	0	4	0.00
5	JAKUBIK Ivan	F	6	4	2	6	2	+4	1	0	0	15	26.67
6	BUSTIN Peter	F	6	1	0	1	2	+1	0	0	0	6	16.67
8	UHNAK Martin	F	6	1	7	8	2	+1	0	1	0	18	5.56
9	KETNER Nikolas	D	6	0	1	1	6	+5	0	0	0	12	0.00
10	ZLOCHA Jan	F	6	1	0	1	8	+3	0	0	0	13	7.69
11	SUCHARDA Andrej	D	4	3	3	6	0	+7	1	1	0	6	50.00
12	GABOR Radoslav	D	6	0	4	4	6	+3	0	0	0	8	0.00
13	BREZNIAK Ivan	D	4	3	3	6	4	+4	0	1	1	3	100.00
14	LOYDL Jakub	D	6	0	2	2	12	+5	0	0	0	6	0.00
15	KABAC Michal	F	6	0	3	3	14	+6	0	0	0	12	0.00
18	PIACKA Edmund	F	6	5	1	6	6	0	2	2	1	29	17.24
19	GAPA Peter	F	6	3	5	8	6	+3	0	1	0	24	12.50
20	INDRYCH Martin	F	6	1	2	3	0	+3	0	0	0	8	12.50
23	KASANICKY Adam	D	5	0	0	0	2	0	0	0	0	2	0.00
24	HLUCH Tomas	F	6	4	3	7	2	+6	0	0	0	15	26.67
25	PICHNARCIK Michal	D	6	1	4	5	14	+3	0	1	0	10	10.00
26	IVANIC Samuel	D	6	0	1	1	4	+4	0	0	0	7	0.00
27	NOCIAR Denis	D	6	0	0	0	4	+2	0	0	0	6	0.00
29	TOMCAK Jozef	F	6	1	5	6	18	+4	0	0	0	9	11.11
30	HALO Juraj	GK	1	0	0	0	0		0	0	0	0	0.00

Goalkeeping Statistics

No.	Name	GPT	GKD	GPI	MIP	MIP%	GA	SVS	SOG	SVS%	GAA	SO	W	L
1	KOSUT Samuel	6	6	4	175:14	47.36	8	85	93	91.40	2.74	0	2	1
2	PUTEC Peter	6	5	3	154:46	41.83	8	78	86	90.70	3.10	0	1	1
30	HALO Juraj	6	1	1	40:00	10.81	0	7	7	100.00	0.00	0	1	0

Legend:

A Assists	D Defence	F Forward
G Goals	GA Goals against	GAA Goals against as average per 60 minutes
GK Goalkeeper	GKD Goalkeeper dressed	GP Number of games played
GPI Games played in	GPT Number of games played by team	GWG Game winning goals
L Number of games lost	MIP Minutes and seconds played	MIP% MIP as percentage
No. Jersey number	PIM Penalties in minutes	Pos. Position on team
PPG Power play goals	PTS Points	SG% Percentage of goals from total shots
SHG Shorthanded goals	SO Shutouts	SOG Shots on goal
SVS Saves	SVS% SVS as percentage of total SOG	W Number of games won
+/- Plus/minus net		



Player Statistics by Team

As of TUE 7 FEB 2017

Including Game #29

SWE - Sweden

Playing Statistics

No.	Name	Pos.	GP	G	A	PTS	PIM	+/-	GWG	PPG	SHG	SOG	SG%
1	MORITZ Joakim	GK	6	0	0	0	0		0	0	0	0	0.00
3	VESTBERG Jerker	D	6	0	2	2	8	+1	0	0	0	6	0.00
5	GRONLUND Henrik	D	6	1	2	3	4	0	0	0	0	6	16.67
6	PISCATOR Erik	D	5	0	1	1	0	+5	0	0	0	5	0.00
8	EMANUELSSON Magnus	F	6	1	0	1	2	-4	0	0	0	5	20.00
9	ERIKSSON Oscar	D	6	3	5	8	4	0	0	1	0	9	33.33
10	GRONROS Andre	F	6	1	2	3	0	+1	0	0	0	8	12.50
12	HJARTQUIST Victor	F	6	0	3	3	2	-1	0	0	0	2	0.00
15	OSTLIN David	F	5	0	1	1	0	-2	0	0	0	10	0.00
16	DAHLBOM Ola	D	6	0	1	1	6	-5	0	0	0	4	0.00
17	SALDEEN Justus	F	6	2	0	2	6	+3	0	1	0	6	33.33
18	ORTEVALL Marcus	F	6	2	1	3	0	-2	0	2	0	5	40.00
19	WERNEMAN Gustav	F	6	1	3	4	6	+2	0	1	0	10	10.00
20	EDSTROM Carl	D	6	0	0	0	0	-2	0	0	0	1	0.00
23	PETTERSSON Daniel	F	6	5	5	10	2	+6	2	1	0	36	13.89
27	LYRVALL Erik Gunnar	D	6	1	1	2	6	0	0	0	0	7	14.29
29	LUNDBERG Ludvig	F	6	3	1	4	0	-1	0	0	1	6	50.00
34	HANSEN Daniel	GK	6	0	0	0	0		0	0	0	0	0.00
44	FRANSSON Johan	F	6	1	1	2	0	-5	0	0	0	5	20.00
64	ARVEBRATT Fredrik	D	6	0	0	0	0	-1	0	0	0	9	0.00
93	UVEMARK ANDERBERG Victor	F	6	1	1	2	2	0	0	0	0	11	9.09

Goalkeeping Statistics

No.	Name	GPT	GKD	GPI	MIP	MIP%	GA	SVS	SOG	SVS%	GAA	SO	W	L
1	MORITZ Joakim	6	6	3	177:45	49.69	9	78	87	89.66	3.04	1	1	2
34	HANSEN Daniel	6	6	3	180:00	50.31	13	117	130	90.00	4.33	0	1	2

Legend:

A Assists	D Defence	F Forward
G Goals	GA Goals against	GAA Goals against as average per 60 minutes
GK Goalkeeper	GKD Goalkeeper dressed	GP Number of games played
GPI Games played in	GPT Number of games played by team	GWG Game winning goals
L Number of games lost	MIP Minutes and seconds played	MIP% MIP as percentage
No. Jersey number	PIM Penalties in minutes	Pos. Position on team
PPG Power play goals	PTS Points	SG% Percentage of goals from total shots
SHG Shorthanded goals	SO Shutouts	SOG Shots on goal
SVS Saves	SVS% SVS as percentage of total SOG	W Number of games won
+/- Plus/minus net		



Player Statistics by Team

As of MON 6 FEB 2017

Including Game #26

USA - United States of America

Playing Statistics

No.	Name	Pos.	GP	G	A	PTS	PIM	+/-	GWG	PPG	SHG	SOG	SG%
2	LAFRENIER Michael	D	4	0	0	0	4	-1	0	0	0	1	0.00
3	WILK Austin	D	5	0	8	8	4	+13	0	0	0	8	0.00
4	URSO Ryan	D	3	0	4	4	4	+4	0	0	0	4	0.00
5	UGLEM Jacob	D	5	1	6	7	4	+11	0	0	0	20	5.00
7	TEMBY Alex	D	5	0	4	4	2	+8	0	0	0	16	0.00
8	ZERN Nicholas	D	5	1	3	4	4	+3	0	0	0	21	4.76
9	RUDIN Mathew	F	5	3	0	3	2	+4	0	0	0	7	42.86
10	SIMMONDS Jordan	F	5	2	2	4	2	+7	0	1	0	19	10.53
11	UGLEM Anthony	F	5	2	2	4	0	-2	1	0	0	10	20.00
13	MURPHY Sean	F	5	6	1	7	2	+7	1	0	0	26	23.08
14	HERNDON Taylor	D	5	4	4	8	4	+9	0	2	0	19	21.05
15	CUMMINGS Michael	F	5	2	2	4	4	+3	0	2	0	11	18.18
16	HARTMAN Mathew	D	5	0	1	1	0	-2	0	0	0	13	0.00
17	HALL James	F	5	2	3	5	4	+5	1	0	0	16	12.50
18	BURBACH Gavin	F	3	0	0	0	0	-1	0	0	0	1	0.00
19	BRESLIN Joseph	D	5	4	3	7	2	+8	0	1	0	14	28.57
20	GROAT Tyler	F	5	3	3	6	0	+10	0	0	0	23	13.04
21	ANDERS Mathew	F	5	4	2	6	8	+11	0	1	0	21	19.05
22	OPILKA Tyler	D	5	0	5	5	2	+4	0	0	0	14	0.00
24	MCGING James	D	5	4	5	9	2	+6	0	2	0	16	25.00
30	GLUCK Jordan	GK	5	0	0	0	0		0	0	0	0	0.00
31	OLEN Joseph	GK	5	0	0	0	0		0	0	0	0	0.00

Goalkeeping Statistics

No.	Name	GPT	GKD	GPI	MIP	MIP%	GA	SVS	SOG	SVS%	GAA	SO	W	L
30	GLUCK Jordan	5	5	3	180:00	60.23	8	52	60	86.67	2.67	0	2	1
31	OLEN Joseph	5	5	2	118:50	39.77	4	32	36	88.89	2.02	0	1	1

Legend:

A Assists	D Defence	F Forward
G Goals	GA Goals against	GAA Goals against as average per 60 minutes
GK Goalkeeper	GKD Goalkeeper dressed	GP Number of games played
GPI Games played in	GPT Number of games played by team	GWG Game winning goals
L Number of games lost	MIP Minutes and seconds played	MIP% MIP as percentage
No. Jersey number	PIM Penalties in minutes	Pos. Position on team
PPG Power play goals	PTS Points	SG% Percentage of goals from total shots
SHG Shorthanded goals	SO Shutouts	SOG Shots on goal
SVS Saves	SVS% SVS as percentage of total SOG	W Number of games won
+/- Plus/minus net		



Team Statistics

As of WED 8 FEB 2017

Including Game #34

Scoring Efficiency

(Ranked by highest SG% / highest GP)

R Team	GP	GF	SSG	SOG	SG%
1 RUS	6	49	255	304	16.12
2 CAN	6	35	198	233	15.02
3 SWE	6	22	129	151	14.57
4 KAZ	6	43	253	296	14.53
5 USA	5	38	242	280	13.57
6 SVK	6	28	185	213	13.15
7 LAT	6	24	173	197	12.18
8 JPN	6	17	130	147	11.56
9 CZE	6	28	221	249	11.24
10 KOR	5	12	117	129	9.30
11 GBR	5	5	54	59	8.47
12 CHN	5	3	45	48	6.25

Power Play

(Ranked by highest PP% / highest GP)

R Team	GP	ADV	PPGF	PP%	TPP	M:S
1 RUS	6	36	12	33.33	51:38	04:18
2 CAN	6	39	12	30.77	54:34	04:32
3 KAZ	6	34	9	26.47	56:40	06:17
4 USA	5	35	9	25.71	55:44	06:11
5 CZE	6	32	7	21.88	50:25	07:12
6 SVK	6	34	7	20.59	50:07	07:09
7 SWE	6	33	6	18.18	59:29	09:54
8 LAT	6	40	7	17.50	68:39	09:48
9 CHN	5	18	3	16.67	25:26	08:28
10 KOR	6	30	3	10.00	52:10	17:23
11 KOR	5	20	2	10.00	38:08	19:04
12 GBR	5	23	2	8.70	38:26	19:13

Penalty Killing

(Ranked by highest PK% / highest GP)

R Team	GP	DVG	PPGA	PK%	TSH	M:S
1 KAZ	6	27	0	100.00	47:12	00:00
2 RUS	6	33	2	93.94	53:47	26:53
3 CAN	6	35	4	88.57	61:09	15:17
3 CZE	6	35	4	88.57	60:04	15:01
5 SVK	6	40	8	80.00	64:07	08:00
6 SWE	6	24	5	79.17	38:40	07:44
7 USA	5	24	5	79.17	34:59	06:59
8 LAT	6	34	8	76.47	53:01	06:37
9 KOR	5	22	6	72.73	36:50	06:08
10 GBR	5	31	9	70.97	50:17	05:35
11 JPN	6	41	12	70.73	65:09	05:25
12 CHN	5	28	16	42.86	36:11	02:15

Goalkeeping

(Ranked by highest SVS%)

R Team	GP	GA	SVS	SOG	SVS%	GAA	SHGA	PPGA	SO	ENG
1 KAZ	6	2	103	105	98.10	0.33	0	0	4	0
2 RUS	6	4	88	92	95.65	0.67	0	2	3	0
3 CAN	6	12	130	142	91.55	2.00	0	4	2	1
4 SVK	6	16	170	186	91.40	2.59	0	8	1	0
5 SWE	6	22	195	217	89.86	3.69	3	5	1	0
6 CZE	6	19	141	160	88.12	3.09	1	4	2	0
7 USA	5	13	83	96	86.46	2.61	1	5	0	1
8 LAT	6	25	157	182	86.26	4.18	2	8	0	0
9 GBR	5	44	276	320	86.25	8.80	1	9	0	0
10 KOR	5	30	160	190	84.21	6.03	2	6	0	2
11 JPN	6	41	188	229	82.10	6.84	2	12	0	0
12 CHN	5	76	307	383	80.16	15.20	3	16	0	0

Penalties

(Ranked by highest PIM)

R Team	GP	2	5	10	GM	MP	PIM	PAVG
1 SVK	6	47	0	2	0	0	114	19:00
2 CHN	5	28	0	0	0	2	106	21:00
3 CAN	6	46	0	1	0	0	102	17:00
4 JPN	6	47	0	0	0	0	94	15:00
5 RUS	6	41	0	1	0	0	92	15:00
6 LAT	6	38	0	1	0	0	86	14:00
7 CZE	6	38	0	0	0	0	76	12:00
8 GBR	5	33	0	0	0	0	66	13:00
9 KAZ	6	29	0	0	0	0	58	9:00
10 USA	5	28	0	0	0	0	56	11:00
11 KOR	5	27	0	0	0	0	54	10:00
12 SWE	6	24	0	0	0	0	48	8:00

Shorthanded Goals

(Ranked by highest NET / lowest GP)

R Team	GP	SHGF	SHGA	NET
1 RUS	6	3	0	+3
2 KAZ	6	2	0	+2
2 SVK	6	2	0	+2
4 CZE	6	2	1	+1
4 JPN	6	3	2	+1
6 CAN	6	0	0	0
7 GBR	5	0	1	-1
7 KOR	5	1	2	-1
7 USA	5	0	1	-1
10 LAT	6	1	2	-1
11 SWE	6	1	3	-2
12 CHN	5	0	3	-3

Attendance

(Ranked by highest average attendance)

R Team	GP	Spect	AVG
1 KAZ	6	17552	2925
2 RUS	6	16094	2682
3 CAN	6	16085	2680
4 CZE	6	16060	2676
5 SWE	6	16028	2671
6 CHN	5	12184	2436
7 USA	5	12074	2414
8 SVK	6	13953	2325
9 GBR	5	10787	2157
10 LAT	6	12933	2155
11 JPN	6	12903	2150
12 KOR	5	10733	2146
Total	34	83693	2461

Legend:

2 Two (2) minute penalties	5 Five (5) minute penalties	10 Ten (10) minute penalties
ADV Advantage (times on power play)	AVG Average	DVG Disadvantage (number of times shorthanded)
ENG Empty net goals	GA Goals against	GAA Goals against as average per 60 minutes
GF Goals for	GM Game misconducts	GP Number of games played
MP Match penalties	M:S Average time in min. and sec.	NET SHGF - SHGA
PAVG PIM in average	PIM Penalties in minutes	PK% Penalty killing percentage
PPGA Power play goals against	PPGF Power play goals for	PP% Power play eff. as percentage
R Ranking	SG% Percentage of goals from total shots	SHGA Shorthanded goals against
SHGF Shorthanded goals for	SO Shutouts	SOG Shots on goal
Spect Spectators	SSG Shots saved by goalkeeper	SVS Saves
SVS% SVS as percentage of total SOG	TPP Time of power play	TSH Time shorthanded in min. and sec.



Goalkeepers

As of WED 8 FEB 2017
Including Game #34

(Ranked by highest SVS% / lowest GAA / highest GPI)

Rank	Name	No.	Team	GKD	GPI	MIP	MIP%	SOG	GA	SVS	SVS%	GAA	PPGA	SHGA	SO
1	KUDRYAVTSEV Sergey	20	KAZ	6	4	218:34	60.96	83	2	81	97.59	0.55	0	0	1
2	ANDRIUKHOV Ilia	31	RUS	6	6	340:00	94.44	90	4	86	95.56	0.71	2	0	2
3	KOSUT Samuel	1	SVK	6	4	175:14	47.36	93	8	85	91.40	2.74	6	0	0
4	PUTEC Peter	2	SVK	5	3	154:46	41.83	86	8	78	90.70	3.10	2	0	0
5	BAILIE Kevin	1	CAN	6	5	268:26	74.65	117	11	106	90.60	2.46	4	0	1
6	HANSEN Daniel	34	SWE	6	3	180:00	50.31	130	13	117	90.00	4.33	4	1	0
7	MORITZ Joakim	1	SWE	6	3	177:45	49.69	87	9	78	89.66	3.04	1	2	1
8	LONG Adam Joshua	20	GBR	5	5	188:56	62.98	193	21	172	89.12	6.67	3	1	0
9	BRAZDIL Jaroslav	1	CZE	6	4	241:11	65.40	121	15	106	87.60	3.73	4	1	1
10	GLUCK Jordan	30	USA	5	3	180:00	60.23	60	8	52	86.67	2.67	3	0	0
11	PETKUS Reinis	20	LAT	6	5	243:01	67.67	110	15	95	86.36	3.70	4	1	0
12	KANEKO Shotaro	20	JPN	6	5	253:39	70.49	153	27	126	82.35	6.39	8	1	0
13	LEE Hanback	25	KOR	5	4	183:49	61.55	121	22	99	81.82	7.18	4	2	0
14	WU Jiankun	69	CHN	5	5	220:08	73.38	307	60	247	80.46	16.35	11	2	0

(Goalkeepers with less than 40% of their team's total minutes (MIP% less 40))

Name	No.	Team	GKD	GPI	MIP	MIP%	SOG	GA	SVS	SVS%	GAA	PPGA	SHGA	SO
AUGER Sebastien	31	CAN	6	2	91:08	25.35	25	0	25	100.00	0.00	0	0	1
POLUEKTOV Pavel	1	KAZ	6	3	140:00	39.04	22	0	22	100.00	0.00	0	0	2
SAMONOV Alexander	1	RUS	6	1	20:00	5.56	2	0	2	100.00	0.00	0	0	0
HALO Juraj	30	SVK	1	1	40:00	10.81	7	0	7	100.00	0.00	0	0	0
LEE Changhun	20	KOR	5	3	114:51	38.45	69	6	63	91.30	3.13	2	0	0
NOVAK Josef	2	CZE	6	3	127:35	34.60	39	4	35	89.74	1.88	0	0	1
OLEN Joseph	31	USA	5	2	118:50	39.77	36	4	32	88.89	2.02	2	0	0
BIKARS Ints	25	LAT	6	3	116:06	32.33	72	10	62	86.11	5.17	4	1	0
HOVELL Thomas Oliver	13	GBR	2	1	26:02	8.68	33	5	28	84.85	11.52	1	0	0
FURUKAWA Shun	1	JPN	5	3	106:11	29.51	76	14	62	81.58	7.91	4	1	0
CROYLE Matthew Charles	1	GBR	3	3	85:02	28.34	94	18	76	80.85	12.70	5	0	0
ZHOU Tongzhe	31	CHN	5	3	79:52	26.62	76	16	60	78.95	12.02	5	1	0

Legend:

GA Goals against	GAA Goals against as average per 60 minutes	GKD Goalkeeper dressed
GPI Games played indeed	MIP Minutes and seconds played	MIP% MIP as percentage
No. Jersey number	PPGA Power play goals against	SHGA Shorthanded goals against
SO Shutouts (no GA in a game)	SOG Shots on goal (G+SSG)	SVS Saves
SVS% SVS as percentage of total SOG		



Scoring Leaders

As of WED 8 FEB 2017

Including Game #34

(Ranked by highest PTS/ highest G/ lowest GP)

Rank	Name	No.	Team	Pos.	GP	G	A	PTS	PIM	+/-
1	ALEKSEEV Andrei	19	RUS	F	6	5	8	13	6	+11
2	SAVENKOV Konstantin	18	KAZ	F	6	6	6	12	0	+13
3	KIRILLOV Dmitrii	47	RUS	F	6	4	8	12	4	+9
4	SAVITSKIY Kirill	8	KAZ	F	6	5	6	11	2	+5
5	SISLANNIKOV Olegs	14	LAT	F	6	4	7	11	4	+5
5	ZABORNIKOV Stanislav	13	RUS	D	6	4	7	11	12	+10
7	MCNAMEE Michael Terrence Allan	27	CAN	F	6	3	8	11	0	+9
8	GRENTS Dmitriy	29	KAZ	F	6	5	5	10	4	+4
8	PETTERSSON Daniel	23	SWE	F	6	5	5	10	2	+6
10	MORIN Pierre-Olivier	16	CAN	F	6	6	3	9	16	+2
11	MCGING James	24	USA	D	5	4	5	9	2	+6
12	SIROTKIN Nikita	24	RUS	F	6	4	5	9	4	+11
13	EFREMOV Vladislav	45	RUS	F	6	1	8	9	2	+9
14	BURDELEV Artem	25	KAZ	F	6	7	1	8	4	+12
15	WELYCHKA Brett William	9	CAN	F	6	5	3	8	2	0
16	HERNDON Taylor	14	USA	D	5	4	4	8	4	+9
17	IVANOV Ivan	15	RUS	F	6	4	4	8	6	+12
18	ERIKSSON Oscar	9	SWE	D	6	3	5	8	4	0
18	GAPA Peter	19	SVK	F	6	3	5	8	6	+3
18	ZACHAR David	30	CZE	F	6	3	5	8	2	+4
21	LEFEBVRE Martin	6	CAN	D	6	2	6	8	0	+5
22	UHNAK Martin	8	SVK	F	6	1	7	8	2	+1
23	WILK Austin	3	USA	D	5	0	8	8	4	+13
24	MURPHY Sean	13	USA	F	5	6	1	7	2	+7
25	EROFEEV Andrei	57	RUS	F	6	5	2	7	2	+7
26	BRESLIN Joseph	19	USA	D	5	4	3	7	2	+8
27	HITOSATO Shigeki	11	JPN	F	6	4	3	7	6	-4
27	HLUCH Tomas	24	SVK	F	6	4	3	7	2	+6
29	ASSELIN Guillaume	15	CAN	F	6	3	4	7	6	+6
29	ASSETOV Alikhan	17	KAZ	F	6	3	4	7	0	+8
29	GIROUX Tommy	13	CAN	F	6	3	4	7	0	+2
29	ILIN Daniil	26	RUS	F	6	3	4	7	0	+12
29	ORLOV Mikhail	21	RUS	D	6	3	4	7	12	+15
29	PILIPENKO Kirill	63	RUS	F	6	3	4	7	2	+9

Legend:

A	Assists	D	Defence	F	Forward
G	Goals	GP	Number of games played	No.	Jersey number
PIM	Penalties in minutes	Pos.	Position	PTS	Points
+/-	Plus/minus net				



Goal Scoring Leaders

As of WED 8 FEB 2017

Including Game #34

(Ranked by highest G/ lowest GP)

Rank	Name	No.	Team	Pos.	GP	G	S	SG%	PPG	SHG	+/-
1	BURDELEV Artem	25	KAZ	F	6	7	15	46.67	1	0	+12
2	MURPHY Sean	13	USA	F	5	6	26	23.08	0	0	+7
3	MORIN Pierre-Olivier	16	CAN	F	6	6	13	46.15	3	0	+2
3	SAVENKOV Konstantin	18	KAZ	F	6	6	14	42.86	0	0	+13
5	ABRAHAM Spencer John Joesph	24	CAN	D	6	5	18	27.78	1	0	+4
5	ALEKSEEV Andrei	19	RUS	F	6	5	25	20.00	1	0	+11
5	EROFEEV Andrei	57	RUS	F	6	5	21	23.81	2	1	+7
5	GRENTS Dmitriy	29	KAZ	F	6	5	19	26.32	2	0	+4
5	PETTERSSON Daniel	23	SWE	F	6	5	36	13.89	1	0	+6
5	PIACKA Edmund	18	SVK	F	6	5	29	17.24	2	1	0
5	SAVITSKIY Kirill	8	KAZ	F	6	5	15	33.33	3	0	+5
5	WELYCHKA Brett William	9	CAN	F	6	5	24	20.83	4	0	0
13	ANDERS Mathew	21	USA	F	5	4	21	19.05	1	0	+11
13	BRESLIN Joseph	19	USA	D	5	4	14	28.57	1	0	+8
13	HERNDON Taylor	14	USA	D	5	4	19	21.05	2	0	+9
13	MCGING James	24	USA	D	5	4	16	25.00	2	0	+6
17	ARNOST Daniel	10	CZE	F	6	4	12	33.33	1	1	+1
17	FREIJS Valters	13	LAT	F	6	4	16	25.00	1	0	-2
17	HITOSATO Shigeki	11	JPN	F	6	4	15	26.67	0	0	-4
17	HLUCH Tomas	24	SVK	F	6	4	15	26.67	0	0	+6
17	IVANOV Ivan	15	RUS	F	6	4	29	13.79	0	0	+12
17	JAKUBIK Ivan	5	SVK	F	6	4	15	26.67	0	0	+4
17	KIRILLOV Dmitrii	47	RUS	F	6	4	17	23.53	0	0	+9
17	OSIPOV Artem	52	RUS	F	6	4	15	26.67	0	0	+7
17	SIROTKIN Nikita	24	RUS	F	6	4	20	20.00	1	0	+11
17	SISLANNIKOV Olegs	14	LAT	F	6	4	19	21.05	1	0	+5
17	ZABORNIKOV Stanislav	13	RUS	D	6	4	19	21.05	4	0	+10
28	BREZNIAC Ivan	13	SVK	D	4	3	3	100.00	1	1	+4
28	SUCHARDA Andrej	11	SVK	D	4	3	6	50.00	1	0	+7
30	CHOI Youngil	9	KOR	F	5	3	6	50.00	0	0	-1
30	GROAT Tyler	20	USA	F	5	3	23	13.04	0	0	+10
30	RUDIN Mathew	9	USA	F	5	3	7	42.86	0	0	+4

Legend:							
D	Defence	F	Forward	G	Goals	GP	Number of games played
No.	Jersey number	Pos.	Position	PPG	Power play goals	S	Shots
SG%	Percentage of goals from total shots	SHG	Shorthanded goals	+/-	Plus/minus net		



Assist Leaders

As of WED 8 FEB 2017

Including Game #34

(Ranked by highest A/ lowest GP)

Rank	Name	No.	Team	Pos.	GP	A	+/-
1	WILK Austin	3	USA	D	5	8	+13
2	ALEKSEEV Andrei	19	RUS	F	6	8	+11
2	EFREMOV Vladislav	45	RUS	F	6	8	+9
2	KIRILLOV Dmitrii	47	RUS	F	6	8	+9
2	MCNAMEE Michael Terrence Allan	27	CAN	F	6	8	+9
6	SISLANNIKOV Olegs	14	LAT	F	6	7	+5
6	UHNAK Martin	8	SVK	F	6	7	+1
6	ZABORNIKOV Stanislav	13	RUS	D	6	7	+10
9	UGLEM Jacob	5	USA	D	5	6	+11
10	LEFEBVRE Martin	6	CAN	D	6	6	+5
10	SAVENKOV Konstantin	18	KAZ	F	6	6	+13
10	SAVITSKIY Kirill	8	KAZ	F	6	6	+5
13	BASSO Alexander Robert	5	CAN	D	5	5	+5
13	MCGING James	24	USA	D	5	5	+6
13	OPILKA Tyler	22	USA	D	5	5	+4
16	AKOLZIN Pavel	28	KAZ	F	6	5	+11
16	ERIKSSON Oscar	9	SWE	D	6	5	0
16	GAPA Peter	19	SVK	F	6	5	+3
16	GRENTS Dmitriy	29	KAZ	F	6	5	+4
16	MIKHAILIS Nikita	10	KAZ	F	6	5	+3
16	NUREK Alexandr	14	KAZ	D	6	5	+7
16	PETTERSSON Daniel	23	SWE	F	6	5	+6
16	SIROTKIN Nikita	24	RUS	F	6	5	+11
16	TOMCAK Jozef	29	SVK	F	6	5	+4
16	ZACHAR David	30	CZE	F	6	5	+4
26	URSO Ryan	4	USA	D	3	4	+4
27	HERNDON Taylor	14	USA	D	5	4	+9
27	TEMBY Alex	7	USA	D	5	4	+8
29	ASSELIN Guillaume	15	CAN	F	6	4	+6
29	ASSETOV Alikhan	17	KAZ	F	6	4	+8
29	DOGGETT Slater Kenneth	18	CAN	F	6	4	+3
29	GABOR Radoslav	12	SVK	D	6	4	+3
29	GIROUX Tommy	13	CAN	F	6	4	+2
29	GRINBERGS Sandis	18	LAT	F	6	4	+3
29	IBRAIBEKOV Madiyar	4	KAZ	D	6	4	+9
29	ILIN Daniil	26	RUS	F	6	4	+12
29	IVANOV Ivan	15	RUS	F	6	4	+12
29	MAKAROV Ilya	24	LAT	D	6	4	+2
29	MINAJEV Vjaceslavs	2	LAT	D	6	4	-1
29	ORLOV Mikhail	21	RUS	D	6	4	+15
29	PICHNARCIK Michal	25	SVK	D	6	4	+3
29	PILIPENKO Kirill	63	RUS	F	6	4	+9
29	POMPEI Mathieu	22	CAN	F	6	4	+6
29	TARASOV Aleksandr	87	RUS	F	6	4	+9
29	TATALIN Roman	98	RUS	D	6	4	+13
29	VAN STRALEN Ryan Mikael Wouter	25	CAN	F	6	4	+3



Legend:						
A	D	F	GP			
Assists	Defence	Forward	Number of games played			
No.	Pos.	+/-				
Jersey number	Position	Plus/minus net				



Defencemen Scoring Leaders

As of WED 8 FEB 2017

Including Game #34

(Ranked by highest PTS / highest G / lowest GP)

Rank	Name	No.	Team	GP	G	A	PTS	PIM	+/-
1	ZABORNIKOV Stanislav	13	RUS	6	4	7	11	12	+10
2	MCGING James	24	USA	5	4	5	9	2	+6
3	HERNDON Taylor	14	USA	5	4	4	8	4	+9
4	ERIKSSON Oscar	9	SWE	6	3	5	8	4	0
5	LEFEBVRE Martin	6	CAN	6	2	6	8	0	+5
6	WILK Austin	3	USA	5	0	8	8	4	+13
7	BRESLIN Joseph	19	USA	5	4	3	7	2	+8
8	ORLOV Mikhail	21	RUS	6	3	4	7	12	+15
9	UGLEM Jacob	5	USA	5	1	6	7	4	+11
10	ABRAHAM Spencer John Joesph	24	CAN	6	5	1	6	0	+4
11	BREZNIAK Ivan	13	SVK	4	3	3	6	4	+4
11	SUCHARDA Andrej	11	SVK	4	3	3	6	0	+7
13	TATALIN Roman	98	RUS	6	2	4	6	24	+13
14	PICHNARCIK Michal	25	SVK	6	1	4	5	14	+3
15	BASSO Alexander Robert	5	CAN	5	0	5	5	6	+5
15	OPILKA Tyler	22	USA	5	0	5	5	2	+4
17	NUREK Alexandr	14	KAZ	6	0	5	5	6	+7
18	KUDINOV Roman	44	RUS	6	2	2	4	4	+10
19	ZERN Nicholas	8	USA	5	1	3	4	4	+3
20	KALUZA Marek	16	CZE	6	1	3	4	6	-2
20	MATULA Frantisek	14	CZE	6	1	3	4	0	+3
20	STEPANENKO Ivan	22	KAZ	6	1	3	4	6	+9
23	URSO Ryan	4	USA	3	0	4	4	4	+4
24	TEMBY Alex	7	USA	5	0	4	4	2	+8
25	GABOR Radoslav	12	SVK	6	0	4	4	6	+3
25	IBRAIBEKOV Madiyar	4	KAZ	6	0	4	4	4	+9
25	MAKAROV S Ilja	24	LAT	6	0	4	4	8	+2
25	MINAJEV S Vjaceslavs	2	LAT	6	0	4	4	2	-1
29	GREBENCHSHIKOV Vladimir	7	KAZ	6	1	2	3	12	+7
29	GRONLUND Henrik	5	SWE	6	1	2	3	4	0

Legend:

A	Assists	G	Goals	GP	Number of games played
No.	Jersey number	PIM	Penalties in minutes	PTS	Points
+/-	Plus/minus net				



Face-off Leaders

As of WED 8 FEB 2017

Including Game #34

(Ranked by highest FO%)

Rank	Name	No.	Team	Pos.	GP	FO+	FO-	FO+/-	FO%
1	MORIN Pierre-Olivier	16	CAN	F	6	90	29	61	75.63
2	ILIN Daniil	26	RUS	F	6	80	32	48	71.43
3	MCNAMEE Michael Terrence Allan	27	CAN	F	6	36	16	20	69.23
4	GRENTS Dmitriy	29	KAZ	F	6	77	37	40	67.54
5	PETROV Anton	23	KAZ	F	6	52	27	25	65.82
6	KADLEC Jakub	17	CZE	F	6	17	10	7	62.96
7	SIMMONDS Scott David	26	CAN	F	6	60	36	24	62.50
8	SAGADEVYEV Anton	9	KAZ	F	6	51	31	20	62.20
9	UVEMARK ANDERBERG Victor	93	SWE	F	6	73	45	28	61.86
10	HJARTQUIST Victor	12	SWE	F	6	26	17	9	60.47
11	BRESLIN Joseph	19	USA	D	5	46	31	15	59.74
12	HALL James	17	USA	F	5	37	26	11	58.73
13	TARASOV Aleksandr	87	RUS	F	6	73	54	19	57.48
14	MILLERS Kristaps	8	LAT	F	6	49	37	12	56.98
15	SAVENKOV Konstantin	18	KAZ	F	6	66	51	15	56.41
16	SHIBATA Tsuguto	19	JPN	F	6	18	14	4	56.25
17	EFREMOV Vladislav	45	RUS	F	6	58	47	11	55.24
18	DOGGETT Slater Kenneth	18	CAN	F	6	53	44	9	54.64
19	ERIKSSON Oscar	9	SWE	D	6	57	48	9	54.29
19	STRAUCH Rene	3	SVK	F	4	19	16	3	54.29
21	JAKUBIK Ivan	5	SVK	F	6	64	54	10	54.24
22	APLOKS Olafs	6	LAT	F	6	58	52	6	52.73
23	HARTMAN Mathew	16	USA	D	5	47	43	4	52.22
24	ANDERS Mathew	21	USA	F	5	52	48	4	52.00
25	KRPATA Ondrej	13	CZE	F	6	30	28	2	51.72
26	ZOLMANIS Sandis	19	LAT	F	6	46	43	3	51.69
27	TOMCAK Jozef	29	SVK	F	6	52	49	3	51.49
28	HUCKO Petr	11	CZE	F	6	18	17	1	51.43
29	DEGUCHI Keita	16	JPN	F	6	56	56	0	50.00
29	HWANG Doo Hyun	11	KOR	F	5	39	39	0	50.00
29	SMRCKA Marek	23	CZE	F	1	2	2	0	50.00

Note:

Average of four face-offs per game played required for ranking.

Legend:

D	Defence	F	Forward	FO+	Face-offs won
FO-	Face-offs lost	FO+/-	Face-offs net	FO%	Face-offs won as percentage
GP	Number of games played	No.	Jersey number	Pos.	Position



Plus-Minus Leaders

As of WED 8 FEB 2017

Including Game #34

(Ranked by highest +/- / highest + /lowest GP)

Rank	Name	No.	Team	Pos.	GP	+	-	+/-
1	ORLOV Mikhail	21	RUS	D	6	15	0	+15
2	WILK Austin	3	USA	D	5	15	2	+13
3	TATALIN Roman	98	RUS	D	6	14	1	+13
4	ANTSIFEROV Alexey	12	KAZ	F	6	13	0	+13
4	DULNEV Georgiy	3	KAZ	D	6	13	0	+13
4	SAVENKOV Konstantin	18	KAZ	F	6	13	0	+13
7	BURDELEV Artem	25	KAZ	F	6	12	0	+12
7	ILIN Daniil	26	RUS	F	6	12	0	+12
7	IVANOV Ivan	15	RUS	F	6	12	0	+12
7	PISSAREV Alexandr	11	KAZ	D	6	12	0	+12
11	UGLEM Jacob	5	USA	D	5	13	2	+11
12	ANDERS Mathew	21	USA	F	5	11	0	+11
13	AKOLZIN Pavel	28	KAZ	F	6	11	0	+11
13	ALEKSEEV Andrei	19	RUS	F	6	11	0	+11
13	SIROTKIN Nikita	24	RUS	F	6	11	0	+11
16	ZABORNIKOV Stanislav	13	RUS	D	6	11	1	+10
17	GROAT Tyler	20	USA	F	5	10	0	+10
18	KUDINOV Roman	44	RUS	D	6	10	0	+10
19	EFREMOV Vladislav	45	RUS	F	6	10	1	+9
19	MCNAMEE Michael Terrence Allan	27	CAN	F	6	10	1	+9
19	PILIPENKO Kirill	63	RUS	F	6	10	1	+9
22	HERNDON Taylor	14	USA	D	5	9	0	+9
23	IBRAIBEKOV Madiyar	4	KAZ	D	6	9	0	+9
23	KIRILLOV Dmitrii	47	RUS	F	6	9	0	+9
23	KUDRIASHOV Maksim	77	RUS	D	6	9	0	+9
23	SAGADEYEV Anton	9	KAZ	F	6	9	0	+9
23	STEPANENKO Ivan	22	KAZ	D	6	9	0	+9
23	TARASOV Aleksandr	87	RUS	F	6	9	0	+9
29	BRESLIN Joseph	19	USA	D	5	10	2	+8
30	TEMBY Alex	7	USA	D	5	9	1	+8

Legend:

D	Defence	F	Forward	GP	Number of games played	No.	Jersey number
Pos.	Position	+	Positive participation	-	Negative participation	+/-	Plus/minus net



Most Penalised Players

As of WED 8 FEB 2017

Including Game #34

(Ranked by highest PIM / lowest GP)

Rank	Name	No.	Team	Pos.	GP	PIM	2	5	10	GM	MP	PAVG
1	QIAN Jinglin	21	CHN	D	5	35	5	0	0	0	1	7:00
2	YUE Xinhao	71	CHN	F	5	31	3	0	0	0	1	6:12
3	DUROCHER Corey Raymond	20	CAN	F	6	26	8	0	1	0	0	4:20
4	TATALIN Roman	98	RUS	D	6	24	7	0	1	0	0	4:00
5	TOMCAK Jozef	29	SVK	F	6	18	4	0	1	0	0	3:00
6	APSITIS Kristis	16	LAT	D	6	16	3	0	1	0	0	2:40
6	MORIN Pierre-Olivier	16	CAN	F	6	16	8	0	0	0	0	2:40
8	KABAC Michal	15	SVK	F	6	14	2	0	1	0	0	2:20
8	PICHNARCIK Michal	25	SVK	D	6	14	7	0	0	0	0	2:20
8	WATANABE Akihide	6	JPN	D	6	14	7	0	0	0	0	2:20
11	GREBENCHSHIKOV Vladimir	7	KAZ	D	6	12	6	0	0	0	0	2:00
11	LOYDL Jakub	14	SVK	D	6	12	6	0	0	0	0	2:00
11	ORLOV Mikhail	21	RUS	D	6	12	6	0	0	0	0	2:00
11	ZABORNIKOV Stanislav	13	RUS	D	6	12	6	0	0	0	0	2:00
15	KIM Youngjun	6	KOR	D	5	10	5	0	0	0	0	2:00
15	MUN Juyoung	14	KOR	D	5	10	5	0	0	0	0	2:00
17	ABE Kai	24	JPN	F	6	10	5	0	0	0	0	1:40
17	BOUTET Etienne	2	CAN	D	6	10	5	0	0	0	0	1:40
17	FURUKAWA Seiya	17	JPN	F	6	10	5	0	0	0	0	1:40
17	VAN STRALEN Ryan Mikael Wouter	25	CAN	F	6	10	5	0	0	0	0	1:40
21	CHEEMA Samuel Paul	16	GBR	D	3	8	4	0	0	0	0	2:40
22	ANDERS Mathew	21	USA	F	5	8	4	0	0	0	0	1:36
22	HWANG Doo Hyun	11	KOR	F	5	8	4	0	0	0	0	1:36
22	ROSE Daniel Thomas	12	GBR	F	5	8	4	0	0	0	0	1:36
22	ZHANG Zhen	66	CHN	D	5	8	4	0	0	0	0	1:36
26	AKOLZIN Pavel	28	KAZ	F	6	8	4	0	0	0	0	1:20
26	BALLNER David	28	CZE	F	6	8	4	0	0	0	0	1:20
26	DILEVKA Maris	15	LAT	F	6	8	4	0	0	0	0	1:20
26	KADLEC Jakub	17	CZE	F	6	8	4	0	0	0	0	1:20
26	MAKAROVVS Ilja	24	LAT	D	6	8	4	0	0	0	0	1:20
26	MOFFAT Michael	4	CAN	D	6	8	4	0	0	0	0	1:20
26	NOVAK Dominik	5	CZE	F	6	8	4	0	0	0	0	1:20
26	SHIBATA Tsuguto	19	JPN	F	6	8	4	0	0	0	0	1:20
26	SUZUKI Kento	14	JPN	F	6	8	4	0	0	0	0	1:20
26	VESTBERG Jerker	3	SWE	D	6	8	4	0	0	0	0	1:20
26	ZLOCHA Jan	10	SVK	F	6	8	4	0	0	0	0	1:20

Legend:

2	Two (2) minute penalties	5	Five (5) minute penalties	10	Ten (10) minute penalties
D	Defence	F	Forward	GM	Game misconducts
GP	Games played	MP	Match penalties	No.	Jersey number
PAVG	PIM (average) per game	PIM	Penalties in minutes	Pos.	Position



Medallists

As of WED 8 FEB 2017

GOLD	SILVER	BRONZE
RUS - Russian Federation	KAZ - Kazakhstan	CAN - Canada
1 SAMONOV Alexander	1 POLUEKTOV Pavel	1 BAILIE Kevin
3 SHCHERBOV Andrei	3 DULNEV Georgiy	2 BOUTET Etienne
7 KOZLOVSKIY Yuri	4 IBRAIBEKOV Madiyar	4 MOFFAT Michael
13 ZABORNIKOV Stanislav	7 GREBENCHSHIKOV Vladimir	5 BASSO Alexander Robert
15 IVANOV Ivan	8 SAVITSKIY Kirill	6 LEFEBVRE Martin
19 ALEKSEEV Andrei	9 SAGADEYEV Anton	7 CHIARLITTI Nathan
21 ORLOV Mikhail	10 MIKHAILIS Nikita	8 BEAUDOIN Charles-David
24 SIROTKIN Nikita	11 PISSAREV Alexandr	9 WELYCHKA Brett William
26 ILIN Daniil	12 ANTSIFEROV Alexey	11 HINSE Olivier
30 BILALOV Timur	13 ZINCHENKO Stanislav	13 GIROUX Tommy
31 ANDRIUKHOV Ilia	14 NUREK Alexandr	15 ASSELIN Guillaume
44 KUDINOV Roman	15 YEVDOKIMOV Yaroslav	16 MORIN Pierre-Olivier
45 EFREMOV Vladislav	17 ASSETOV Alikhan	18 DOGGETT Slater Kenneth
47 KIRILLOV Dmitrii	18 SAVENKOV Konstantin	19 PEDERSEN Brent
52 OSIPOV Artem	19 RAKHMANOV Mikhail	20 DUROCHER Corey Raymond
55 REPIN Vladimir	20 KUDRYAVTSEV Sergey	22 POMPEI Mathieu
57 EROFEEV Andrei	21 NIKULIN Vladislav	23 MING Eric
63 PILIPENKO Kirill	22 STEPANENKO Ivan	24 ABRAHAM Spencer John Joesph
73 SMUROV Sergei	23 PETROV Anton	25 VAN STRALEN Ryan Mikael Wouter
77 KUDRIASHOV Maksim	25 BURDELEV Artem	26 SIMMONDS Scott David
87 TARASOV Aleksandr	28 AKOLZIN Pavel	27 MCNAMEE Michael Terrence Allan
93 SHUTOV Vadim	29 GRENTS Dmitriy	31 AUGER Sebastien
98 TATALIN Roman	30 GRYAZNOV Maxim	



Tournament Progress

As of WED 8 FEB 2017

Quarterfinals	Semifinals	Finals
RUS 9 Game #20 FEB 4 16:00 JPN 2	RUS 4 Game #31 FEB 7 16:00 CAN 1	RUS 1 Game #34 FEB 8 15:00 Gold Medal Game RUS
CAN 5 Game #21 FEB 4 19:30 LAT 2	CAN 1 Game #32 FEB 7 19:30 KAZ 0	RUS 1 Game #34 FEB 8 15:00 Gold Medal Game RUS
CZE 4 Game #23 FEB 5 16:00 SVK 3	CZE 1 Game #32 FEB 7 19:30 KAZ 0	RUS 1 Game #34 FEB 8 15:00 Gold Medal Game RUS
KAZ 4 Game #24 FEB 5 19:30 SWE 0	KAZ 4 Game #33 FEB 8 11:00 Bronze Medal Game CAN 4 CZE 3	RUS 1 Game #34 FEB 8 15:00 Gold Medal Game RUS

Classifications

SVK 4 Game #27 FEB 6 16:00 SWE 2	SVK 5 Game #30 FEB 7 12:30 SVK
LAT 7 Game #28 FEB 6 19:30 JPN 3	LAT 4 Game #29 FEB 7 09:00 SWE 5
USA 17 Game #19 FEB 4 12:30 CHN 1	USA 10 Game #26 FEB 6 12:30 USA
KOR 1 Game #22 FEB 5 12:30 GBR 3	GBR 1 Game #25 FEB 6 09:00 KOR 7 CHN 2

Final Ranking

- 1 Gold Russian Federation
- 2 Silver Kazakhstan
- 3 Bronze Canada
- 4 Czech Republic
- 5 Slovakia
- 6 Latvia
- 7 Sweden
- 8 Japan
- 9 United States of America
- 10 United Kingdom of Great Britain and Northern Ireland
- 11 Republic of Korea
- 12 People's Republic of China



Game	Round	Date	Time	Teams	Results	1	2	3	OT	GWS	Venue
19	CL	SAT 4	FEB 12:30	USA - CHN	17 - 1	5 - 0	5 - 1	7 - 0			Halyk Arena
20	QF	SAT 4	FEB 16:00	RUS - JPN	9 - 2	1 - 0	3 - 2	5 - 0			Halyk Arena
21	QF	SAT 4	FEB 19:30	CAN - LAT	5 - 2	2 - 0	1 - 2	2 - 0			Halyk Arena
22	CL	SUN 5	FEB 12:30	KOR - GBR	1 - 3	0 - 1	0 - 1	1 - 1			Halyk Arena
23	QF	SUN 5	FEB 16:00	CZE - SVK	4 - 3	2 - 0	0 - 1	1 - 2	0 - 0	1 - 0	Halyk Arena
24	QF	SUN 5	FEB 19:30	KAZ - SWE	4 - 0	1 - 0	0 - 0	3 - 0			Halyk Arena
25	CL	MON 6	FEB 09:00	KOR - CHN	7 - 2	3 - 0	2 - 1	2 - 1			Halyk Arena
26	CL	MON 6	FEB 12:30	USA - GBR	10 - 1	1 - 0	6 - 0	3 - 1			Halyk Arena
27	CL	MON 6	FEB 16:00	SVK - SWE	4 - 2	1 - 0	3 - 0	0 - 2			Halyk Arena
28	CL	MON 6	FEB 19:30	LAT - JPN	7 - 3	3 - 0	3 - 1	1 - 2			Halyk Arena
29	CL	TUE 7	FEB 09:00	JPN - SWE	4 - 5	1 - 3	2 - 1	1 - 1			Halyk Arena
30	CL	TUE 7	FEB 12:30	SVK - LAT	5 - 4	1 - 2	2 - 1	2 - 1			Halyk Arena
31	SF	TUE 7	FEB 16:00	RUS - CAN	4 - 1	1 - 0	1 - 0	2 - 1			Halyk Arena
32	SF	TUE 7	FEB 19:30	KAZ - CZE	4 - 1	1 - 1	2 - 0	1 - 0			Halyk Arena
33	BMG	WED 8	FEB 11:00	CAN - CZE	4 - 3	3 - 1	1 - 2	0 - 0			Halyk Arena
34	GMG	WED 8	FEB 15:00	KAZ - RUS	0 - 1	0 - 0	0 - 0	0 - 1			Halyk Arena

Legend:

1	1st period	2	2nd period	3	3rd period	BMG	Bronze Medal Game
GMG	Gold Medal Game	GWS	Game Winning Shot	OT	Overtime	QF	Quarterfinals
QP	Qualification Play-off	SF	Semifinals				



Line-Ups

KOR - CHN

Referees

HOLM Back Per Oscar Christoffe (SWE) , MARTIN Lucas Wilcox (USA)

Linesmen

RICHARDSON Patrick Ian (USA) , VILIUGIN Nikita (RUS)

Goalkeepers

Team: KOR

No. Name

20 LEE Changhun
25 LEE Hanback

Team Line-ups

Team: KOR (white)

No. Pos. Name

6 D	KIM Youngjun
2 F	SONG Hyeongcheol
7 F	SON Taekwang
11 F	HWANG Doo Hyun +C
22 F	KIM Dohyung
15 D	JUNG Jonghyun
23 D	OH Gi Ryun
8 F	LEE Kangsoo +A
17 F	KIM Sangwon
19 F	CHANG Yongwon
14 D	MUN Juyoung
21 D	OH Min Suk
9 F	CHOI Youngil +A
12 F	LEE Seung Jun
24 F	KIM Younghoon
10 D	LEE Dohyung
13 F	LEE Hanmo
18 F	CHOI Doyeon

Head Coach: KIM HEE WOO

Team: CHN

No. Name

69 WU Jiankun
31 ZHOU Tongzhe

Team: CHN (red)

No. Pos. Name

9 D	CHEN Jin +C
12 D	ZHANG Pengfei
21 D	QIAN Jinglin
10 F	HUANG Peng +A
71 F	YUE Xinhao
66 D	ZHANG Zhen
17 F	JI Peng
30 F	BAO Jiachang +A
55 F	MA Tianyue
68 F	DENG Zemin
8 D	GUAN Tianyi
26 D	WU Jiasiteng
11 F	NAN Xiaoming
14 F	WU Hao
16 F	YU Mingrunze

Head Coach: WANG Benyu

Legend:

D	Defence	F	Forward	No.	Jersey number	Pos.	Position
+A	Assistant captain	+C	Captain				



Game Summary

KOR - CHN 7 - 2 (3 - 0 , 2 - 1 , 2 - 1)

Spectators	Referees	Linesmen
2312	HOLM Back Per Oscar Christoffe (SWE) , MARTIN Lucas Wilcox (USA)	RICHARDSON Patrick Ian (USA) , VILIUGIN Nikita (RUS)

Team Statistics

Period	Score	SVS	SOG	PIM	TPP	PPG	SHG
1	3 : 0	8 : 12	15 : 8	2 : 2	02:00 : 02:00	0 : 0	0 : 0
2	2 : 1	4 : 14	16 : 5	8 : 52	05:00 : 00:48	0 : 1	0 : 0
3	2 : 1	2 : 12	14 : 3	6 : 0	00:00 : 04:43	0 : 1	1 : 0
Total	7 : 2	14 : 38	45 : 16	16 : 54	07:00 : 07:31	0 : 2	1 : 0

1st Period

Action	Time	ET/Res	Team	Type	No.	Name	(G)	Name of Assistant(s) / Action Description
GK	00:00		KOR		20	LEE C		- Goalkeeper in
GK	00:00		CHN		69	WU J		- Goalkeeper in
Goal	00:37	1 : 0	KOR	EQ	22	KIM D	(2)	11 HWANG DH On Ice KOR 20 6 7 11 15 22 CHN 69 9 12 21 30 68
Goal	04:11	2 : 0	KOR	EQ	11	HWANG DH	(2)	15 JUNG J 7 SON T On Ice KOR 20 7 11 15 21 22 CHN 69 10 11 16 21 71
Penalty	04:44	06:44	CHN	2 min.	17	JI P		- Boarding
Goal	07:26	3 : 0	KOR	EQ	9	CHOI Y	(2)	On Ice KOR 20 9 12 15 23 24 CHN 69 16 17 30 66 68
Penalty	11:33	13:33	KOR	2 min.	22	KIM D		- Slashing

2nd Period

Action	Time	ET/Res	Team	Type	No.	Name	(G)	Name of Assistant(s) / Action Description
Penalty	21:20	23:20	KOR	2 min.	23	OH GR		- Interference
Penalty	21:20	23:20	CHN	2 min.	10	HUANG P		- Roughing
Penalty	21:50	22:38	KOR	2 min.	14	MUN J		- Elbowing
Goal	22:38	3 : 1	CHN	PP1	12	ZHANG P	(1)	On Ice KOR 20 2 6 24 CHN 69 12 17 21 30 *
Penalty	25:46	27:46	KOR	2 min.	6	KIM Y		- Roughing
Penalty	25:46	29:46	KOR	2 min.	6	KIM Y		- Roughing
Penalty	25:46	60:00	CHN	25 min.	21	QIAN J		- Fighting / Served by: 55 MA T
Goal	27:50	4 : 1	KOR	EQ	9	CHOI Y	(3)	24 KIM Y 2 SONG H On Ice KOR 20 2 9 10 24 CHN 69 10 26 66 68
Penalty	29:42	60:00	CHN	25 min.	71	YUE X		- Kneeing / Served by: 9 CHEN J
Time-out	34:34		CHN					
Goal	38:45	5 : 1	KOR	EQ	2	SONG H	(1)	9 CHOI Y On Ice KOR 2 9 13 15 18 19 CHN 69 16 26 30 66 68

3rd Period

Action	Time	ET/Res	Team	Type	No.	Name	(G)	Name of Assistant(s) / Action Description
Goal	41:17	6 : 1	KOR	EQ	17	KIM S	(1)	14 MUN J On Ice KOR 20 14 15 17 19 21 CHN 69 10 26 55 66 68
Penalty	43:47	45:47	KOR	2 min.	22	KIM D		- Interference
Goal	44:28	7 : 1	KOR	SH1	24	KIM Y	(2)	On Ice KOR 20 10 19 21 24 CHN 69 8 12 16 17 30
GK	49:04		CHN		31	ZHOU T		- Goalkeeper in
Penalty	50:39	52:39	KOR	2 min.	9	CHOI Y		- Hooking
Penalty	57:58	58:41	KOR	2 min.	19	CHANG Y		- Interference
Goal	58:41	7 : 2	CHN	PP1	30	BAO J	(1)	16 YU M 17 JI P On Ice KOR 20 12 14 15 18 CHN 31 8 12 16 17 30 *
GK	58:41		CHN		69	WU J		- Goalkeeper in
GK	60:00		KOR					31 ZHOU T - Goalkeeper out
GK	60:00		CHN					20 LEE C - Goalkeeper out
								69 WU J - Goalkeeper out



Goalkeeper Records

Team : KOR - Republic of Korea

Team : CHN - People's Republic of China

No.	Name	SOG	SVS	MIP
20	LEE Changhun	16	14	60:00
25	LEE Hanback			

No.	Name	SOG	SVS	MIP
69	WU Jiankun	42	35	50:23
31	ZHOU Tongzhe	3	3	09:37

Game Statistics

Team : KOR (white)

Head Coach : KIM HEE WOO

No.	Pos.	Name	G	A	P	PIM	FO+	FO-	FO+/-	FO%	Shots on Goal				TS	+/-
											1	2	3	OT		
2	F	SONG Hyeongcheol	1	1	2	0	0	0	0	0.00	1	4	1		6	+2
6	D	KIM Youngjun	0	0	0	4	0	0	0	0.00	2	0	0		2	+1
7	F	SON Taekwang	0	1	1	0	3	2	1	60.00	0	1	1		2	+2
11	F	HWANG Doo Hyun +C	1	1	2	0	2	3	-1	40.00	1	0	0		1	+2
22	F	KIM Dohyung	1	0	1	4	0	0	0	0.00	1	2	1		4	+2
8	F	LEE Kangsoo +A	0	0	0	0	0	1	-1	0.00	1	0	0		1	0
15	D	JUNG Jonghyun	0	1	1	0	0	0	0	0.00	2	0	1		3	+5
17	F	KIM Sangwon	1	0	1	0	0	1	-1	0.00	0	1	2		3	+1
19	F	CHANG Yongwon	0	0	0	2	4	9	-5	30.77	1	0	0		1	+3
23	D	OH Gi Ryun	0	0	0	2	0	0	0	0.00	0	0	0		0	+1
9	F	CHOI Youngil +A	2	1	3	2	13	10	3	56.52	1	1	1		3	+3
12	F	LEE Seung Jun	0	0	0	0	2	6	-4	25.00	0	1	0		1	+1
14	D	MUN Juyoung	0	1	1	2	0	0	0	0.00	1	0	2		3	+1
21	D	OH Min Suk	0	0	0	0	0	0	0	0.00	1	2	1		4	+3
24	F	KIM Younghoon	1	1	2	0	0	1	-1	0.00	1	3	3		7	+3
10	D	LEE Dohyung	0	0	0	0	2	2	0	50.00	0	0	1		1	+2
13	F	LEE Hanmo	0	0	0	0	0	0	0	0.00	1	0	0		1	+1
18	F	CHOI Doyeon	0	0	0	0	0	1	-1	0.00	1	1	0		2	+1
20	GK	LEE Changhun	0	0	0	0					0	0	0		0	
25	GK	LEE Hanback	0	0	0	0					0	0	0		0	
Total			7	7	14	16	26	36	-10	41.94	15	16	14		45	

Team : CHN (red)

Head Coach : WANG Benyu

No.	Pos.	Name	G	A	P	PIM	FO+	FO-	FO+/-	FO%	Shots on Goal				TS	+/-
											1	2	3	OT		
9	D	CHEN Jin +C	0	0	0	0	0	0	0	0.00	0	0	0		0	-1
10	F	HUANG Peng +A	0	0	0	2	17	15	2	53.12	0	0	0		0	-3
12	D	ZHANG Pengfei	1	0	1	0	0	0	0	0.00	0	1	0		1	-2
21	D	QIAN Jinglin	0	0	0	25	0	0	0	0.00	1	2	0		3	-2
71	F	YUE Xinhao	0	0	0	25	1	3	-2	25.00	3	0	0		3	-1
17	F	JI Peng	0	1	1	2	10	6	4	62.50	1	0	0		1	-2
30	F	BAO Jiachang +A	1	0	1	0	8	2	6	80.00	2	1	1		4	-4
55	F	MA Tianyue	0	0	0	0	0	0	0	0.00	1	0	0		1	-1
66	D	ZHANG Zhen	0	0	0	0	0	0	0	0.00	0	0	1		1	-4
68	F	DENG Zemin	0	0	0	0	0	0	0	0.00	0	1	1		2	-5
8	D	GUAN Tianyi	0	0	0	0	0	0	0	0.00	0	0	0		0	-1
11	F	NAN Xiaoming	0	0	0	0	0	0	0	0.00	0	0	0		0	-1
14	F	WU Hao	0	0	0	0	0	0	0	0.00	0	0	0		0	0
16	F	YU Mingrunze	0	1	1	0	0	0	0	0.00	0	0	0		0	-4
26	D	WU Jiasiteng	0	0	0	0	0	0	0	0.00	0	0	0		0	-3
31	GK	ZHOU Tongzhe	0	0	0	0					0	0	0		0	
69	GK	WU Jiankun	0	0	0	0					0	0	0		0	
Total			2	2	4	54	36	26	10	58.06	8	5	3		16	



Legend:							
(G)	Goals in tournament	*	does not count for Plus/minus	+/-	Plus/minus net	+A	Assistant captain
+C	Captain	A	Assists	D	Defence	EA	Extra attacker
EQ	Equal strength	ET/Res	Penalty end time/Result of game	F	Forward	FO-	Face-offs lost
FO%	Face-offs won as percentage	FO+	Face-offs won	FO+/-	Face-offs net	G	Goals
GK	Goalkeeper	MIP	Minutes in play (GK)	No.	Jersey number	OT	Overtime
P	Points	PIM	Penalties in minutes	Pos.	Position	PP1	Power play - 1 player
PPG	Power play goals	SH1	Shorthanded - 1 player	SHG	Shorthanded goals	SOG	Shots on goal
SVS	Saves	TPP	Time on power play	TS	Total shots		





Line-Ups

USA - GBR

Referees

PERSSON Christian Bo (SWE) , SNASEL Vladimir (SVK)

Linesmen

YEFREMOV Vladimir (KAZ) , ZIKA Michal (CZE)

Goalkeepers

Team: USA

No. Name

- 30 GLUCK Jordan
- 31 OLEN Joseph

Team Line-ups

Team: USA (white)

No. Pos. Name

- 7 D TEMBY Alex +A
 - 22 D OPILKA Tyler
 - 24 D MCGING James
 - 13 F MURPHY Sean +A
 - 21 F ANDERS Mathew
-
- 3 D WILK Austin
 - 5 D UGLEM Jacob
 - 14 D HERNDON Taylor
 - 19 D BRESLIN Joseph
 - 9 F RUDIN Mathew
-
- 4 D URSO Ryan
 - 8 D ZERN Nicholas +C
 - 10 F SIMMONDS Jordan
 - 17 F HALL James
 - 20 F GROAT Tyler
-
- 2 D LAFRENIER Michael
 - 16 D HARTMAN Mathew
 - 11 F UGLEM Anthony
 - 15 F CUMMINGS Michael

Head Coach: HOGAN Sean

NOT DRESSED:

- 18 F BURBACH Gavin

Team: GBR

No. Name

- 20 LONG ADAM JOSHUA
- 13 HOVELL Thomas Oliver

Team: GBR (red)

No. Pos. Name

- 6 D COOKE Christopher David Charles
 - 9 D SCOTT James Royston
 - 7 F ANTONOV Ivan +A
 - 11 F CHARNOCK Liam
 - 12 F ROSE Daniel Thomas
-
- 17 D DEWEY Elliott
 - 18 D MOGG Stuart Philip Pearson +C
 - 10 F PRICE Jackson Lewis
 - 15 F BRANIN Lucas Coles Bakewell
 - 21 F SIAGRIS Andreas Charles Douglas
-
- 3 D GRETTON Joseph James
 - 8 D JOHNSON Christian Peareth
 - 5 F MAWER Michael Robert +A
 - 14 F PARKINSON Thomas Lloyd Scott
 - 19 F SAMPFORD Alexander James
-
- 4 D GAILER Montgomery James
 - 23 F FOX Christopher

Head Coach: BRADBURY Matthew James

NOT DRESSED:

- 1 GK CROYLE Matthew Charles
- 16 D CHEEMA Samuel Paul

Legend:							
D	Defence	F	Forward	No.	Jersey number	Pos.	Position
+A	Assistant captain	+C	Captain				





Game Summary

USA - GBR 10 - 1 (1 - 0 , 6 - 0 , 3 - 1)

Spectators	Referees	Linesmen
2603	PERSSON Christian Bo (SWE) , SNASEL Vladimir (SVK)	YEFREMOV Vladimir (KAZ) , ZIKA Michal (CZE)

Team Statistics

Period	Score	SVS	SOG	PIM	TPP	PPG	SHG
1	1 : 0	1 : 14	15 : 1	0 : 6	06:00 : 00:00	0 : 0	0 : 0
2	6 : 0	2 : 27	33 : 2	2 : 2	02:00 : 02:00	0 : 0	0 : 0
3	3 : 1	3 : 17	20 : 4	4 : 2	01:07 : 04:00	1 : 0	0 : 0
Total	10 : 1	6 : 58	68 : 7	6 : 10	09:07 : 06:00	1 : 0	0 : 0

1st Period

Action	Time	ET/Res	Team	Type	No.	Name	(G) Name of Assistant(s) / Action Description
GK	00:00		USA		30	GLUCK J	- Goalkeeper in
GK	00:00		GBR		20	LONG AJ	- Goalkeeper in
Penalty	07:23	09:23	GBR	2 min.	3	GRETTON JJ	- Tripping
Penalty	11:56	13:56	GBR	2 min.	7	ANTONOV I	- Tripping
Goal	15:46	1 : 0	USA	EQ	19	BRESLIN J	(3) 8 ZERN N 4 URSO R On Ice USA 30 4 8 9 14 19 GBR 20 5 6 7 11 12
Penalty	17:40	19:40	GBR	2 min.	15	BRANIN LCB	- Tripping

2nd Period

Action	Time	ET/Res	Team	Type	No.	Name	(G) Name of Assistant(s) / Action Description
Goal	23:05	2 : 0	USA	EQ	13	MURPHY S	(4) 24 McGING J On Ice USA 30 4 8 13 21 24 GBR 20 3 7 8 11 21
Penalty	25:37	27:37	USA	2 min.	19	BRESLIN J	- Tripping
Goal	29:12	3 : 0	USA	EQ	13	MURPHY S	(5) On Ice USA 30 3 5 13 21 24 GBR 20 6 7 9 11 12
Goal	33:03	4 : 0	USA	EQ	11	UGLEM A	(2) 15 CUMMINGS M 22 OPILKA T On Ice USA 30 3 11 15 16 22 GBR 20 6 7 8 12 15
Goal	33:58	5 : 0	USA	EQ	5	UGLEM J	(1) 17 HALL J On Ice USA 30 3 5 10 17 20 GBR 20 5 6 9 14 19
GK	33:58		GBR		13	HOVELL TO	- Goalkeeper in 20 LONG AJ - Goalkeeper out
Penalty	34:19	36:19	GBR	2 min.	17	DEWEY E	- Interference
Goal	37:01	6 : 0	USA	EQ	19	BRESLIN J	(4) 14 HERNDON T On Ice USA 30 3 5 9 14 19 GBR 13 6 9 10 15 21
Goal	39:22	7 : 0	USA	EQ	13	MURPHY S	(6) 24 McGING J On Ice USA 30 2 13 21 22 24 GBR 13 6 9 10 15 21

3rd Period

Action	Time	ET/Res	Team	Type	No.	Name	(G) Name of Assistant(s) / Action Description
Goal	40:30	8 : 0	USA	EQ	10	SIMMONDS J	(2) 8 ZERN N 4 URSO R On Ice USA 30 4 8 10 17 20 GBR 13 6 7 9 11 12
Goal	40:51	8 : 1	GBR	EQ	15	BRANIN LCB	(1) On Ice USA 30 4 8 11 15 16 GBR 13 10 15 17 18 21
Goal	43:44	9 : 1	USA	EQ	8	ZERN N	(1) 4 URSO R 10 SIMMONDS J On Ice USA 30 4 8 10 17 20 GBR 13 6 9 11 15 21
Penalty	45:24	47:24	USA	2 min.	5	UGLEM J	- Interference
Penalty	48:55	50:02	GBR	2 min.	17	DEWEY E	- Holding an opponent
Goal	50:02	10 : 1	USA	PP1	21	ANDERS M	(4) 14 HERNDON T On Ice USA 30 2 14 17 21 22 GBR 13 3 8 17 19 *
Penalty	57:20	59:20	USA	2 min.	4	URSO R	- Cross-Checking
GK	60:00		USA				30 GLUCK J - Goalkeeper out
GK	60:00		GBR				13 HOVELL TO - Goalkeeper out



Goalkeeper Records

Team : USA - United States of America

Team : GBR - United Kingdom of Great Britain and Northern Ireland

No.	Name	SOG	SVS	MIP
30	GLUCK Jordan	7	6	60:00
31	OLEN Joseph			

No.	Name	SOG	SVS	MIP
20	LONG Adam Joshua	35	30	33:58
13	HOVELL Thomas Oliver	33	28	26:02

Game Statistics

Team : USA (white)

Head Coach : HOGAN Sean

No.	Pos.	Name	G	A	P	PIM	FO+	FO-	FO+/-	FO%	Shots on Goal				TS	+/-
											1	2	3	OT		
7	D	TEMBY Alex +A	0	0	0	0	0	0	0	0.00	1	0	0		1	0
13	F	MURPHY Sean +A	3	0	3	0	1	0	1	100.00	3	7	1		11	+3
21	F	ANDERS Mathew	1	0	1	0	11	7	4	61.11	0	1	3		4	+3
22	D	OPILKA Tyler	0	1	1	0	0	0	0	0.00	2	0	0		2	+2
24	D	MCGING James	0	2	2	0	1	0	1	100.00	0	1	0		1	+3
3	D	WILK Austin	0	0	0	0	0	0	0	0.00	0	2	0		2	+4
5	D	UGLEM Jacob	1	0	1	2	0	0	0	0.00	0	2	1		3	+3
9	F	RUDIN Mathew	0	0	0	0	0	0	0	0.00	0	0	0		0	+2
14	D	HERNDON Taylor	0	2	2	0	0	0	0	0.00	1	1	1		3	+2
19	D	BRESLIN Joseph	2	0	2	2	10	5	5	66.67	2	2	0		4	+2
4	D	URSO Ryan	0	3	3	2	0	0	0	0.00	0	0	2		2	+3
8	D	ZERN Nicholas +C	1	2	3	0	0	0	0	0.00	1	1	3		5	+3
10	F	SIMMONDS Jordan	1	1	2	0	0	0	0	0.00	1	3	3		7	+3
17	F	HALL James	0	1	1	0	7	5	2	58.33	1	3	1		5	+3
20	F	GROAT Tyler	0	0	0	0	0	0	0	0.00	0	4	0		4	+3
2	D	LAFRENIER Michael	0	0	0	0	0	0	0	0.00	0	0	1		1	+1
11	F	UGLEM Anthony	1	0	1	0	0	1	-1	0.00	0	4	2		6	0
15	F	CUMMINGS Michael	0	1	1	0	0	0	0	0.00	2	0	1		3	0
16	D	HARTMAN Mathew	0	0	0	0	8	7	1	53.33	1	2	1		4	0
30	GK	GLUCK Jordan	0	0	0	0					0	0	0		0	
31	GK	OLEN Joseph	0	0	0	0					0	0	0		0	
Total			10	13	23	6	38	25	13	60.32	15	33	20		68	

Team : GBR (red)

Head Coach : BRADBURY Matthew James

No.	Pos.	Name	G	A	P	PIM	FO+	FO-	FO+/-	FO%	Shots on Goal				TS	+/-
											1	2	3	OT		
6	D	COOKE Christopher David Charles	0	0	0	0	0	0	0	0.00	0	0	0		0	-8
7	F	ANTONOV Ivan +A	0	0	0	2	2	4	-2	33.33	0	1	1		2	-5
9	D	SCOTT James Royston	0	0	0	0	0	0	0	0.00	0	0	0		0	-6
11	F	CHARNOCK Liam	0	0	0	0	0	0	0	0.00	0	1	0		1	-5
12	F	ROSE Daniel Thomas	0	0	0	0	9	10	-1	47.37	0	0	0		0	-4
10	F	PRICE Jackson Lewis	0	0	0	0	0	0	0	0.00	0	0	0		0	-1
15	F	BRANIN Lucas Coles Bakewell	1	0	1	2	2	1	1	66.67	0	0	1		1	-3
17	D	DEWEY Elliott	0	0	0	4	0	0	0	0.00	0	0	0		0	+1
18	D	MOGG Stuart Philip Pearson +C	0	0	0	0	0	0	0	0.00	0	0	1		1	+1
21	F	SIAGRIS Andreas Charles Douglas	0	0	0	0	8	8	0	50.00	0	0	0		0	-3
3	D	GRETTON Joseph James	0	0	0	2	0	0	0	0.00	0	0	0		0	-1
5	F	MAWER Michael Robert +A	0	0	0	0	0	0	0	0.00	0	0	0		0	-2
8	D	JOHNSON Christian Peareth	0	0	0	0	0	0	0	0.00	0	0	0		0	-2
14	F	PARKINSON Thomas Lloyd Scott	0	0	0	0	4	13	-9	23.53	0	0	0		0	-1
19	F	SAMPFORD Alexander James	0	0	0	0	0	2	-2	0.00	1	0	1		2	-1
4	D	GAILER Montgomery James	0	0	0	0	0	0	0	0.00	0	0	0		0	0
23	F	FOX Christopher	0	0	0	0	0	0	0	0.00	0	0	0		0	0
13	GK	HOVELL Thomas Oliver	0	0	0	0					0	0	0		0	
20	GK	LONG Adam Joshua	0	0	0	0					0	0	0		0	
Total			1	0	1	10	25	38	-13	39.68	1	2	4		7	



Legend:							
(G)	Goals in tournament	*	does not count for Plus/minus	+/-	Plus/minus net	+A	Assistant captain
+C	Captain	A	Assists	D	Defence	EQ	Equal strength
ET/Res	Penalty end time/Result of game	F	Forward	FO-	Face-offs lost	FO%	Face-offs won as percentage
FO+	Face-offs won	FO+/-	Face-offs net	G	Goals	GK	Goalkeeper
MIP	Minutes in play (GK)	No.	Jersey number	OT	Overtime	P	Points
PIM	Penalties in minutes	Pos.	Position	PP1	Power play - 1 player	PPG	Power play goals
SHG	Shorthanded goals	SOG	Shots on goal	SVS	Saves	TPP	Time on power play
TS	Total shots						





Line-Ups

JPN - SWE

Referees

FICHTNER Patrick (AUT) , SUBBOTIN Arkadiy (KAZ)

Linesmen

YEFREMOV Vladimir (KAZ) , ZIKA Michal (CZE)

Goalkeepers

Team: JPN

No. Name

20 KANEKO Shotaro
25 NUMATA Tomoya

Team Line-ups

Team: JPN (white)

No. Pos. Name

3	D	MATSUKANE Kenta
6	D	WATANABE Akihide
11	F	HITOSATO Shigeki +C
16	F	DEGUCHI Keita
23	F	INUI Junya
2	D	KATO Shinnosuke +A
4	D	MATSUI Hiroshi
10	F	KAWAMURA Kazuki
13	F	MATSUMOTO Kodai
24	F	ABE Kai
5	D	OHBA Dai
8	D	KAWAGUCHI Shunya
12	F	KATSURAGAWA Ryo
14	F	SUZUKI Kento
19	F	SHIBATA Tsuguto
9	D	SATO Souta
22	D	TANAKA Kentaro +A
15	F	KOIZUMI Tomonari
17	F	FURUKAWA Seiya
18	F	MATSUMOTO Rikiya

Head Coach: YAMAGUCHI Kazuyoshi

NOT DRESSED:

1 GK FURUKAWA Shun

Team: SWE

No. Name

1 MORITZ Joakim
34 HANSEN Daniel

Team: SWE (blue)

No. Pos. Name

9	D	ERIKSSON Oscar
16	D	DAHLBOM Ola
27	D	LYRVALL Erik Gunnar +C
17	F	SALDEEN Justus
23	F	PETTERSSON Daniel +A
3	D	VESTBERG Jerker
6	D	PISCATOR Erik
10	F	GRONROS Andre
19	F	WERNEMAN Gustav
93	F	UVEMARK ANDERBERG Victor +A
5	D	GRONLUND Henrik
20	D	EDSTROM Carl
12	F	HJARTQUIST Victor
15	F	OSTLIN David
18	F	ORTEVALL Marcus
64	D	ARVEBRATT Fredrik
8	F	EMANUELSSON Magnus
29	F	LUNDBERG Ludvig
44	F	FRANSSON Johan

Head Coach: TARNLUND Per Goran

Legend:

D	Defence	F	Forward	No.	Jersey number	Pos.	Position
+A	Assistant captain	+C	Captain				



Game Summary

JPN - SWE 4 - 5 (1 - 3 , 2 - 1 , 1 - 1)

Spectators	Referees	Linesmen
2573	FICHTNER Patrick (AUT) , SUBBOTIN Arkadiy (KAZ)	YEFREMOV Vladimir (KAZ) , ZIKA Michal (CZE)

Team Statistics

Period	Score	SVS	SOG	PIM	TPP	PPG	SHG
1	1 : 3	5 : 7	8 : 8	2 : 0	00:00 : 02:00	0 : 0	0 : 0
2	2 : 1	4 : 13	15 : 5	2 : 2	02:00 : 02:00	0 : 0	1 : 0
3	1 : 1	6 : 9	10 : 7	6 : 2	02:00 : 02:16	0 : 1	0 : 0
Total	4 : 5	15 : 29	33 : 20	10 : 4	04:00 : 06:16	0 : 1	1 : 0

1st Period

Action	Time	ET/Res	Team	Type	No.	Name	(G)	Name of Assistant(s) / Action Description
GK	00:00		JPN		20	KANEKO S		- Goalkeeper in
GK	00:00		SWE		34	HANSEN D		- Goalkeeper in
Goal	06:49	0 : 1	SWE	EQ	44	FRANSSON J	(1)	15 OSTLIN D 18 ORTEVALL M On Ice JPN 20 5 8 10 13 24 SWE 34 15 16 18 27 44
Goal	07:00	0 : 2	SWE	EQ	8	EMANUELSSON M	(1)	44 FRANSSON J 29 LUNDBERG L On Ice JPN 20 9 12 16 19 22 SWE 34 3 6 8 29 44
Goal	07:11	1 : 2	JPN	EQ	16	DEGUCHI K	(2)	11 HITOSATO S 17 FURUKAWA S On Ice JPN 20 3 6 11 16 17 SWE 34 3 6 8 29 44
Goal	07:22	1 : 3	SWE	EQ	17	SALDEEN J	(2)	23 PETTERSSON D On Ice JPN 20 2 4 10 12 24 SWE 34 5 9 17 23 64
Time-out	12:02		SWE					
Penalty	16:19	18:19	JPN	2 min.	11	HITOSATO S		- Charging

2nd Period

Action	Time	ET/Res	Team	Type	No.	Name	(G)	Name of Assistant(s) / Action Description
Goal	20:58	1 : 4	SWE	EQ	23	PETTERSSON D	(4)	9 ERIKSSON O 16 DAHLBOM O On Ice JPN 20 3 6 11 16 17 SWE 34 9 16 17 23 27
Goal	25:25	2 : 4	JPN	EQ	3	MATSUKANE K	(1)	11 HITOSATO S 17 FURUKAWA S On Ice JPN 20 2 3 11 16 17 SWE 34 5 9 10 64 93
Penalty	33:32	35:32	JPN	2 min.	5	OHBA D		- Holding an opponent
Goal	35:24	3 : 4	JPN	SH1	19	SHIBATA T	(1)	15 KOIZUMI T On Ice JPN 20 8 15 19 22 SWE 34 8 16 27 29 44
Penalty	37:56	39:56	SWE	2 min.	16	DAHLBOM O		- Tripping

3rd Period

Action	Time	ET/Res	Team	Type	No.	Name	(G)	Name of Assistant(s) / Action Description
Penalty	40:27	42:27	SWE	2 min.	16	DAHLBOM O		- Holding an opponent
Goal	47:12	4 : 4	JPN	EQ	11	HITOSATO S	(4)	16 DEGUCHI K On Ice JPN 20 3 6 11 16 17 SWE 34 9 16 17 23 27
Penalty	51:28	53:21	JPN	2 min.	4	MATSUI H		- Cross-Checking
Goal	53:21	4 : 5	SWE	PP1	23	PETTERSSON D	(5)	5 GRONLUND H On Ice JPN 20 3 8 10 13 SWE 34 5 10 12 23 93 *
Time-out	58:42		JPN					
GK	59:09		JPN					20 KANEKO S - Goalkeeper out
Penalty	59:37	60:00	JPN	2 min.	14	SUZUKI K		- Tripping
GK	59:37		JPN		20	KANEKO S		- Goalkeeper in
Penalty	59:55	60:00	JPN	2 min.	3	MATSUKANE K		- Delaying the Game
GK	60:00		JPN					20 KANEKO S - Goalkeeper out
GK	60:00		SWE					34 HANSEN D - Goalkeeper out



Goalkeeper Records

Team : JPN - Japan

Team : SWE - Sweden

No.	Name	SOG	SVS	MIP	No.	Name	SOG	SVS	MIP
20	KANEKO Shotaro	20	15	59:32	34	HANSEN Daniel	33	29	60:00
25	NUMATA Tomoya				1	MORITZ Joakim			

Game Statistics

Team : JPN (white)

Head Coach : YAMAGUCHI Kazuyoshi

No.	Pos.	Name	G	A	P	PIM	FO+	FO-	FO+/-	FO%	Shots on Goal				TS	+/-
											1	2	3	OT		
3	D	MATSUKANE Kenta	1	0	1	2	0	0	0	0.00	1	2	2		5	+2
6	D	WATANABE Akihideo	0	0	0	0	0	0	0	0.00	0	1	1		2	+1
11	F	HITOSATO Shigeki +C	1	2	3	2	1	2	-1	33.33	1	0	1		2	+2
16	F	DEGUCHI Keita	1	1	2	0	12	7	5	63.16	1	0	1		2	+1
23	F	INUI Junya	0	0	0	0	0	0	0	0.00	0	0	0		0	0
2	D	KATO Shinnosuke +A	0	0	0	0	0	0	0	0.00	0	1	0		1	0
4	D	MATSUI Hiroshi	0	0	0	2	0	0	0	0.00	0	1	1		2	-1
10	F	KAWAMURA Kazuki	0	0	0	0	0	1	-1	0.00	0	0	0		0	-2
13	F	MATSUMOTO Kodai	0	0	0	0	1	3	-2	25.00	1	0	0		1	-1
24	F	ABE Kai	0	0	0	0	3	6	-3	33.33	0	1	1		2	-2
5	D	OHBA Dai	0	0	0	2	0	0	0	0.00	0	1	1		2	-1
8	D	KAWAGUCHI Shunya	0	0	0	0	0	0	0	0.00	0	1	1		2	0
12	F	KATSURAGAWA Ryo	0	0	0	0	0	0	0	0.00	0	1	0		1	-2
14	F	SUZUKI Kento	0	0	0	2	1	0	1	100.00	3	2	1		6	0
19	F	SHIBATA Tsuguto	1	0	1	0	6	6	0	50.00	0	2	0		2	0
9	D	SATO Souta	0	0	0	0	0	0	0	0.00	1	1	0		2	-1
15	F	KOIZUMI Tomonari	0	1	1	0	1	3	-2	25.00	0	0	0		0	+1
17	F	FURUKAWA Seiya	0	2	2	0	0	1	-1	0.00	0	0	0		0	+2
18	F	MATSUMOTO Rikiya	0	0	0	0	0	0	0	0.00	0	0	0		0	0
22	D	TANAKA Kentaro +A	0	0	0	0	0	0	0	0.00	0	1	0		1	0
20	GK	KANEKO Shotaro	0	0	0	0					0	0	0		0	
25	GK	NUMATA Tomoya	0	0	0	0					0	0	0		0	
Total			4	6	10	10	25	29	-4	46.30	8	15	10		33	

Team : SWE (blue)

Head Coach : TARNLUND Per Goran

No.	Pos.	Name	G	A	P	PIM	FO+	FO-	FO+/-	FO%	Shots on Goal				TS	+/-
											1	2	3	OT		
9	D	ERIKSSON Oscar	0	1	1	0	11	10	1	52.38	1	0	0		1	0
16	D	DAHLBOM Ola	0	1	1	4	0	0	0	0.00	0	1	0		1	0
17	F	SALDEEN Justus	1	0	1	0	0	0	0	0.00	1	0	1		2	+1
23	F	PETTERSSON Daniel +A	2	1	3	0	1	0	1	100.00	1	3	1		5	+1
27	D	LYRVALL Erik Gunnar +C	0	0	0	0	0	0	0	0.00	0	0	0		0	0
3	D	VESTBERG Jerker	0	0	0	0	0	0	0	0.00	0	0	0		0	0
6	D	PISCATOR Erik	0	0	0	0	0	0	0	0.00	1	0	0		1	0
10	F	GRONROS Andre	0	0	0	0	1	0	1	100.00	0	1	1		2	-1
19	F	WERNEMAN Gustav	0	0	0	0	0	0	0	0.00	1	0	0		1	0
93	F	UVEMARK ANDERBERG Victor +A	0	0	0	0	9	5	4	64.29	0	0	1		1	-1
5	D	GRONLUND Henrik	0	1	1	0	0	0	0	0.00	0	0	1		1	0
12	F	HJARTQUIST Victor	0	0	0	0	3	5	-2	37.50	0	0	0		0	0
15	F	OSTLIN David	0	1	1	0	0	1	-1	0.00	1	0	2		3	+1
18	F	ORTEVALL Marcus	0	1	1	0	0	0	0	0.00	0	0	0		0	+1
20	D	EDSTROM Carl	0	0	0	0	0	0	0	0.00	0	0	0		0	0
8	F	EMANUELSSON Magnus	1	0	1	0	0	0	0	0.00	1	0	0		1	-1
29	F	LUNDBERG Ludvig	0	1	1	0	0	1	-1	0.00	0	0	0		0	-1
44	F	FRANSSON Johan	1	1	2	0	4	3	1	57.14	1	0	0		1	0
64	D	ARVEBRATT Fredrik	0	0	0	0	0	0	0	0.00	0	0	0		0	0
1	GK	MORITZ Joakim	0	0	0	0					0	0	0		0	



Head Coach : TARNLUND Per Goran

No.	Pos.	Name	G	A	P	PIM	FO+	FO-	FO+/-	FO%	Shots on Goal					+/-
											1	2	3	OT	TS	
34	GK	HANSEN Daniel	0	0	0	0					0	0	0		0	
Total			5	8	13	4	29	25	4	53.70	8	5	7		20	

Legend:							
(G)	Goals in tournament	*	does not count for Plus/minus	+/-	Plus/minus net	+A	Assistant captain
+C	Captain	A	Assists	D	Defence	EQ	Equal strength
ET/Res	Penalty end time/Result of game	F	Forward	FO-	Face-offs lost	FO%	Face-offs won as percentage
FO+	Face-offs won	FO+/-	Face-offs net	G	Goals	GK	Goalkeeper
MIP	Minutes in play (GK)	No.	Jersey number	OT	Overtime	P	Points
PIM	Penalties in minutes	Pos.	Position	PP1	Power play - 1 player	PPG	Power play goals
SH1	Shorthanded - 1 player	SHG	Shorthanded goals	SOG	Shots on goal	SVS	Saves
TPP	Time on power play	TS	Total shots				





Line-Ups

SVK - LAT

Referees

HOGARTH Stefan (GBR) , PERSSON Christian Bo (SWE)

Linesmen

VILIUGIN Nikita (RUS) , WELLS Christopher (GBR)

Goalkeepers

Team: SVK

No. Name

2 PUTEK Peter
1 KOSUT Samuel

Team Line-ups

Team: SVK (blue)

No. Pos. Name

12	D	GABOR Radoslav
25	D	PICHNARCIK Michal +A
8	F	UHNAK Martin +C
10	F	ZLOCHA Jan
18	F	PIACKA Edmund
9	D	KETNER Nikolas
27	D	NOCIAR Denis
5	F	JAKUBIK Ivan
6	F	BUSTIN Peter
15	F	KABAC Michal
14	D	LOYDL Jakub
26	D	IVANIC Samuel
19	F	GAPA Peter +A
24	F	HLUCH Tomas
29	F	TOMCAK Jozef
11	D	SUCHARDA Andrej
23	D	KASANICKY Adam
3	F	STRAUCH Rene
20	F	INDRYCH Martin

Head Coach: VYBOH Andrej

NOT DRESSED:

13 D BREZNIAK Ivan
30 GK HALO Juraj

Team: LAT

No. Name

25 BIKARS Ints
20 PETKUS Reinis

Team: LAT (white)

No. Pos. Name

16	D	APSITIS Kristis +A
24	D	MAKAROVIS Ilja
6	F	APLOKS Olafs
14	F	SISLANNIKOVIS Olegs
15	F	DILEVKA Maris +A
2	D	MINAJEVIS Vjaceslavs
22	D	MEZULIS Martins
13	F	FREIJS Valters
17	F	OGORODNIKOVS Artjoms
19	F	ZOLMANIS Sandis
3	D	BULLITIS Janis +C
4	D	ROSINSKIS Rinalds
8	F	MILLERS Kristaps
12	F	ZIEMINS Juris
18	F	GRINBERGS Sandis
7	D	JANSONS Eduards Hugo
10	D	KAMOLINS Edgars
9	F	KALVANS Davids
11	F	NEKLUDOVS Romans
23	F	TAURINS Toms

Head Coach: BIKARS Gints

Legend:

D	Defence	F	Forward	No.	Jersey number	Pos.	Position
+A	Assistant captain	+C	Captain				



Game Summary

SVK - LAT 5 - 4 (1 - 2, 2 - 1, 2 - 1)

Spectators	Referees	Linesmen
2593	HOGARTH Stefan (GBR) , PERSSON Christian Bo (SWE)	VILIUGIN Nikita (RUS) , WELLS Christopher (GBR)

Team Statistics

Period	Score	SVS	SOG	PIM	TPP	PPG	SHG
1	1 : 2	7 : 9	10 : 9	6 : 2	02:00 : 04:46	0 : 0	0 : 0
2	2 : 1	7 : 6	8 : 8	8 : 8	03:54 : 05:09	2 : 1	0 : 0
3	2 : 1	11 : 8	10 : 12	2 : 4	03:18 : 01:18	0 : 0	0 : 0
Total	5 : 4	25 : 23	28 : 29	16 : 14	09:12 : 11:13	2 : 1	0 : 0

1st Period

Action	Time	ET/Res	Team	Type	No.	Name	(G)	Name of Assistant(s) / Action Description
GK	00:00		SVK		2	PU TEC P		- Goalkeeper in
GK	00:00		LAT		25	BIKARS I		- Goalkeeper in
Penalty	00:33	02:33	SVK	2 min.	25	PICHNARCIK M		- Hooking
Goal	04:10	0 : 1	LAT	EQ	13	FREIJS V	(4)	On Ice SVK 2 5 6 12 19 25 LAT 25 2 13 17 19 22
Goal	07:55	0 : 2	LAT	EQ	8	MILLERS K	(1)	12 ZIEMINS J 18 GRINBERGS S On Ice SVK 2 8 9 10 18 27 LAT 25 3 4 8 12 18
Time-out	07:55		SVK					
Penalty	08:19	10:19	LAT	2 min.	10	KAMOLINS E		- High Sticking
Penalty	10:21	12:21	SVK	2 min.	26	IVANIC S		- Tripping
Penalty	11:07	13:07	SVK	2 min.	14	LOYDL J		- High Sticking
Goal	19:03	1 : 2	SVK	EQ	24	HLUCH T	(4)	29 TOMCAK J 19 GAPA P On Ice SVK 2 14 19 24 26 29 LAT 25 2 13 17 19 22

2nd Period

Action	Time	ET/Res	Team	Type	No.	Name	(G)	Name of Assistant(s) / Action Description
Penalty	21:21	23:21	SVK	2 min.	14	LOYDL J		- Holding an opponent
Penalty	24:16	24:46	SVK	2 min.	18	PIACKA E		- Unsportsmanlike Conduct
Goal	24:46	1 : 3	LAT	PP1	14	SISLANNIKOV S O	(4)	24 MAKAROV S I On Ice SVK 2 9 24 27 29 LAT 25 6 14 15 16 24 *
GK	24:46		SVK		1	KOSUT S		- Goalkeeper in
Penalty	27:57	29:57	SVK	2 min.	9	KETNER N		- Slashing
Penalty	29:32	31:32	LAT	2 min.	15	DILEVKA M		- Interference
Penalty	30:36	32:36	SVK	2 min.	29	TOMCAK J		- Cross-Checking
Penalty	33:52	35:52	LAT	2 min.	22	MEZULIS M		- Hooking
Penalty	37:31	38:10	LAT	2 min.	13	FREIJS V		- High Sticking
Penalty	37:31	38:46	LAT	2 min.	13	FREIJS V		- High Sticking
Goal	38:10	2 : 3	SVK	PP1	18	PIACKA E	(4)	25 PICHNARCIK M 8 UHNAK M On Ice SVK 1 5 8 10 18 25 LAT 25 3 4 8 18 *
Goal	38:46	3 : 3	SVK	PP1	11	SUCHARDA A	(3)	20 INDRYCH M On Ice SVK 1 3 11 14 20 26 LAT 25 7 10 11 23 *

3rd Period

Action	Time	ET/Res	Team	Type	No.	Name	(G)	Name of Assistant(s) / Action Description
GK	40:00		LAT		20	PETKUS R		- Goalkeeper in
Penalty	42:34	44:34	LAT	2 min.	23	TAURINS T		- Slashing
Penalty	43:52	45:52	SVK	2 min.	25	PICHNARCIK M		- Slashing
Goal	48:54	4 : 3	SVK	EQ	6	BUSTIN P	(1)	19 GAPA P 5 JAKUBIK I On Ice SVK 1 5 6 14 19 24 LAT 20 2 13 17 19 22
Goal	50:15	5 : 3	SVK	EQ	18	PIACKA E	(5)	8 UHNAK M 12 GABOR R On Ice SVK 1 8 10 12 18 25 LAT 20 3 4 8 12 18
Time-out	50:15		LAT					
Penalty	51:27	53:27	LAT	2 min.	14	SISLANNIKOV S O		- Tripping



Action	Time	ET/Res	Team	Type	No.	Name	(G)	Name of Assistant(s) / Action Description
Goal	54:03	5 : 4	LAT	EQ	8	MILLERS K	(2)	14 SISLANNIKOV S O 18 GRINBERGS S
GK	58:49		LAT					On Ice SVK 1 9 19 24 27 29 LAT 20 3 4 8 14 18
GK	60:00		SVK					20 PETKUS R - Goalkeeper out 1 KOSUT S - Goalkeeper out

Goalkeeper Records

Team : SVK - Slovakia

Team : LAT - Latvia

No.	Name	SOG	SVS	MIP	No.	Name	SOG	SVS	MIP
1	KOSUT Samuel	17	16	35:14	25	BIKARS Ints	18	15	40:00
2	PUTEC Peter	12	9	24:46	20	PETKUS Reinis	10	8	18:49

Game Statistics

Team : SVK (blue)

Head Coach : VYBOH Andrej

No.	Pos.	Name	G	A	P	PIM	FO+	FO-	FO+/-	FO%	Shots on Goal				TS	+/-
											1	2	3	OT		
8	F	UHNAK Martin +C	0	2	2	0	2	2	0	50.00	0	1	1		2	0
10	F	ZLOCHA Jan	0	0	0	0	7	9	-2	43.75	0	0	0		0	0
12	D	GABOR Radoslav	0	1	1	0	0	0	0	0.00	0	0	0		0	0
18	F	PIACKA Edmund	2	0	2	2	1	0	1	100.00	2	2	2		6	0
25	D	PICHNARCIK Michal +A	0	1	1	4	0	0	0	0.00	2	0	0		2	0
5	F	JAKUBIK Ivan	0	1	1	0	11	7	4	61.11	0	0	1		1	0
6	F	BUSTIN Peter	1	0	1	0	0	1	-1	0.00	0	1	1		2	0
9	D	KETNER Nikolas	0	0	0	2	0	0	0	0.00	2	0	0		2	-2
15	F	KABAC Michal	0	0	0	0	0	0	0	0.00	2	0	0		2	0
27	D	NOCIAR Denis	0	0	0	0	0	0	0	0.00	0	0	0		0	-2
14	D	LOYDL Jakub	0	0	0	4	0	0	0	0.00	0	0	0		0	+2
19	F	GAPA Peter +A	0	2	2	0	0	0	0	0.00	0	1	2		3	0
24	F	HLUCH Tomas	1	0	1	0	0	0	0	0.00	1	0	2		3	+1
26	D	IVANIC Samuel	0	0	0	2	0	0	0	0.00	0	0	0		0	+1
29	F	TOMCAK Jozef	0	1	1	2	7	5	2	58.33	0	0	0		0	0
3	F	STRAUCH Rene	0	0	0	0	8	7	1	53.33	0	0	0		0	0
11	D	SUCHARDA Andrej	1	0	1	0	1	0	1	100.00	0	2	0		2	0
20	F	INDRYCH Martin	0	1	1	0	0	2	-2	0.00	1	1	1		3	0
23	D	KASANICKY Adam	0	0	0	0	0	0	0	0.00	0	0	0		0	0
1	GK	KOSUT Samuel	0	0	0	0					0	0	0		0	
2	GK	PUTEC Peter	0	0	0	0					0	0	0		0	
Total			5	9	14	16	37	33	4	52.86	10	8	10		28	

Team : LAT (white)

Head Coach : BIKARS Gints

No.	Pos.	Name	G	A	P	PIM	FO+	FO-	FO+/-	FO%	Shots on Goal				TS	+/-
											1	2	3	OT		
6	F	APLOKS Olafs	0	0	0	0	15	11	4	57.69	0	0	0		0	0
14	F	SISLANNIKOV S Olegs	1	1	2	2	0	2	-2	0.00	1	2	1		4	+1
15	F	DILEVKA Maris +A	0	0	0	2	0	0	0	0.00	2	0	0		2	0
16	D	APSITIS Kristis +A	0	0	0	0	0	0	0	0.00	0	0	1		1	0
24	D	MAKAROV S Ilja	0	1	1	0	0	0	0	0.00	0	0	2		2	0
2	D	MINAJEV S Vjaceslavs	0	0	0	0	0	0	0	0.00	0	0	2		2	-1
13	F	FREIJS Valters	1	0	1	4	0	0	0	0.00	1	0	1		2	-1
17	F	OGORODNIKOV S Artjoms	0	0	0	0	1	0	1	100.00	0	1	0		1	-1
19	F	ZOLMANIS Sandis	0	0	0	0	9	8	1	52.94	0	0	0		0	-1
22	D	MEZULIS Martins	0	0	0	2	0	0	0	0.00	0	0	0		0	-1
3	D	BULLITIS Janis +C	0	0	0	0	0	0	0	0.00	0	1	0		1	+1
4	D	ROSINSKIS Rinalds	0	0	0	0	0	0	0	0.00	0	0	0		0	+1
8	F	MILLERS Kristaps	2	0	2	0	5	4	1	55.56	1	0	1		2	+1
12	F	ZIEMINS Juris	0	1	1	0	0	0	0	0.00	2	2	0		4	0
18	F	GRINBERGS Sandis	0	2	2	0	1	1	0	50.00	0	1	2		3	+1



Head Coach : BIKARS Gints

No.	Pos.	Name	G	A	P	PIM	FO+	FO-	FO+/-	FO%	Shots on Goal					+/-
											1	2	3	OT	TS	
7	D	JANSONS Eduards Hugo	0	0	0	0	0	0	0	0.00	0	0	0		0	0
9	F	KALVANS Davids	0	0	0	0	0	0	0	0.00	1	0	0		1	0
10	D	KAMOLINS Edgars	0	0	0	2	0	0	0	0.00	0	1	0		1	0
11	F	NEKLUDOVŠ Romans	0	0	0	0	2	11	-9	15.38	1	0	2		3	0
23	F	TAURINS Toms	0	0	0	2	0	0	0	0.00	0	0	0		0	0
20	GK	PETKUS Reinis	0	0	0	0					0	0	0		0	
25	GK	BIKARS Ints	0	0	0	0					0	0	0		0	
Total			4	5	9	14	33	37	-4	47.14	9	8	12		29	

Legend:							
(G)	Goals in tournament	*	does not count for Plus/minus	+/-	Plus/minus net	+A	Assistant captain
+C	Captain	A	Assists	D	Defence	EQ	Equal strength
ET/Res	Penalty end time/Result of game	F	Forward	FO-	Face-offs lost	FO%	Face-offs won as percentage
FO+	Face-offs won	FO+/-	Face-offs net	G	Goals	GK	Goalkeeper
MIP	Minutes in play (GK)	No.	Jersey number	OT	Overtime	P	Points
PIM	Penalties in minutes	Pos.	Position	PP1	Power play - 1 player	PPG	Power play goals
SHG	Shorthanded goals	SOG	Shots on goal	SVS	Saves	TPP	Time on power play
TS	Total shots						





Line-Ups

CAN - CZE

Referees

HOLM Back Per Oscar Christoffe (SWE) , SNASEL Vladimir (SVK)

Linesmen

RICHARDSON Patrick Ian (USA) , VILIUGIN Nikita (RUS)

Goalkeepers

Team: CAN

No. Name

1 BAILIE Kevin
31 AUGER Sebastien

Team Line-ups

Team: CAN (red)

No. Pos. Name

6 D	LEFEBVRE Martin	+A
8 D	BEAUDOIN Charles-David	
9 F	WELYCHKA Brett William	
25 F	VAN STRALEN Ryan Mikael Wouter	
27 F	MCNAMEE Michael Terrence Allan	
7 D	CHIARLITTI Nathan	+A
24 D	ABRAHAM Spencer John Joesph	
13 F	GIROUX Tommy	
15 F	ASSELIN Guillaume	
16 F	MORIN Pierre-Olivier	
4 D	MOFFAT Michael	
5 D	BASSO Alexander Robert	
18 F	DOGGETT Slater Kenneth	
19 F	PEDERSEN Brent	
23 F	MING Eric	
2 D	BOUTET Etienne	
11 F	HINSE Olivier	+C
20 F	DUROCHER Corey Raymond	
22 F	POMPEI Mathieu	
26 F	SIMMONDS Scott David	

Head Coach: GIBSON Brett

Team: CZE

No. Name

1 BRAZDIL Jaroslav
2 NOVAK Josef

Team: CZE (white)

No. Pos. Name

4 D	STEINER Dominik	+C
12 D	SVARICEK Filip	
8 F	MULLER Jan	
28 F	BALLNER David	
30 F	ZACHAR David	+A
14 D	MATULA Frantisek	
25 D	BAIL Marek	
9 F	STASTNY Tomas	
10 F	ARNOST Daniel	
20 F	KAFKA Dominik	
16 D	KALUZA Marek	
19 D	GUTWALD Michal	
5 F	NOVAK Dominik	
11 F	HUCKO Petr	+A
13 F	KRPATA Ondrej	
15 D	ZBORIL Mikulas	
17 F	KADLEC Jakub	
27 F	BRZOBOHATY Michal	

Head Coach: LISKA Jaroslav

NOT DRESSED:

3 D SEDLAK Jan
23 F SMRCKA Marek

Legend:

D	Defence	F	Forward	No.	Jersey number	Pos.	Position
+A	Assistant captain	+C	Captain				



Game Summary

CAN - CZE 4 - 3 (3 - 1, 1 - 2, 0 - 0)

Spectators	Referees	Linesmen
2850	HOLM Back Per Oscar Christoffe (SWE) , SNASEL Vladimir (SVK)	RICHARDSON Patrick Ian (USA) , VILIUGIN Nikita (RUS)

Team Statistics

Period	Score	SVS	SOG	PIM	TPP	PPG	SHG
1	3 : 1	8 : 11	14 : 9	2 : 6	04:33 : 02:00	1 : 0	0 : 0
2	1 : 2	12 : 11	12 : 14	2 : 4	03:18 : 01:18	0 : 0	0 : 0
3	0 : 0	11 : 4	4 : 11	2 : 0	00:00 : 02:00	0 : 0	0 : 0
Total	4 : 3	31 : 26	30 : 34	6 : 10	07:51 : 05:18	1 : 0	0 : 0

1st Period

Action	Time	ET/Res	Team	Type	No.	Name	(G)	Name of Assistant(s) / Action Description
GK	00:00		CAN		1	BAILIE K		- Goalkeeper in
GK	00:00		CZE		1	BRAZDIL J		- Goalkeeper in
Goal	01:17	1 : 0	CAN	EQ	13	GIROUX T	(2)	16 MORIN PO On Ice CAN 1 4 5 13 15 16 CZE 1 9 10 14 20 25
Penalty	02:55	03:28	CZE	2 min.	28	BALLNER D		- Tripping
Goal	03:28	2 : 0	CAN	PP1	16	MORIN PO	(6)	27 McNAMEE MTA On Ice CAN 1 6 9 13 16 27 6 LEFEBVRE M CZE 1 9 10 14 25 *
Goal	08:33	2 : 1	CZE	EQ	20	KAFKA D	(3)	19 GUTWALD M On Ice CAN 1 5 7 9 25 27 9 STASTNY T CZE 1 9 13 16 19 20
Goal	09:14	3 : 1	CAN	EQ	9	WELYCHKA BW	(5)	27 McNAMEE MTA On Ice CAN 1 5 7 9 25 27 25 van STRALEN RMW CZE 1 4 11 12 13 17
Penalty	10:22	12:22	CAN	2 min.	20	DUROCHER CR		- Interference
Penalty	13:16	15:16	CZE	2 min.	19	GUTWALD M		- Roughing
Penalty	17:54	19:54	CZE	2 min.	12	SVARICEK F		- Slashing

2nd Period

Action	Time	ET/Res	Team	Type	No.	Name	(G)	Name of Assistant(s) / Action Description
Goal	22:43	3 : 2	CZE	EQ	28	BALLNER D	(3)	12 SVARICEK F On Ice CAN 1 4 18 19 23 24 CZE 1 4 11 12 19 28
Goal	23:41	4 : 2	CAN	EQ	13	GIROUX T	(3)	15 ASSELIN G On Ice CAN 1 4 13 15 16 24 16 MORIN PO CZE 1 5 13 16 17 19
Goal	28:52	4 : 3	CZE	EQ	30	ZACHAR D	(3)	25 BAIL M On Ice CAN 1 6 8 11 20 26 CZE 1 8 14 25 28 30
GK	28:52		CAN		31	AUGER S		- Goalkeeper in 1 BAILIE K - Goalkeeper out
Penalty	33:14	35:14	CZE	2 min.	-	Team penalty		- Too Many Men / Served by: 17 KADLEC J
Penalty	35:21	37:21	CAN	2 min.	15	ASSELIN G		- Hooking
Penalty	36:39	38:39	CZE	2 min.	19	GUTWALD M		- Hooking

3rd Period

Action	Time	ET/Res	Team	Type	No.	Name	(G)	Name of Assistant(s) / Action Description
Penalty	52:42	54:42	CAN	2 min.	-	Team penalty		- Too Many Men / Served by: 23 MING E
Time-out	58:39		CZE					
GK	58:46		CZE					1 BRAZDIL J - Goalkeeper out
Time-out	59:09		CAN					
GK	60:00		CAN					31 AUGER S - Goalkeeper out

Goalkeeper Records

Team : CAN - Canada

No.	Name	SOG	SVS	MIP
31	AUGER Sebastien	16	16	31:08
1	BAILIE Kevin	18	15	28:52

Team : CZE - Czech Republic

No.	Name	SOG	SVS	MIP
1	BRAZDIL Jaroslav	30	26	58:46
2	NOVAK Josef			

Game Statistics

IHOMTEAM6-----FNL-000200--_74 3.0

Report Created WED 8 FEB 2017 13:24

Page 1/3





Team : CAN (red)

Head Coach : GIBSON Brett

No. Pos.	Name	G	A	P	PIM	FO+	FO-	FO+/-	FO%	Shots on Goal				TS	+/-
										1	2	3	OT		
6 D	LEFEBVRE Martin +A	0	1	1	0	0	0	0	0.00	1	2	0		3	-1
8 D	BEAUDOIN Charles-David	0	0	0	0	0	0	0	0.00	1	1	1		3	-1
9 F	WELYCHKA Brett William	1	0	1	0	0	2	-2	0.00	2	1	0		3	0
25 F	VAN STRALEN Ryan Mikael Wouter	0	1	1	0	0	0	0	0.00	1	0	2		3	0
27 F	MCNAMEE Michael Terrence Allan	0	2	2	0	8	5	3	61.54	1	0	0		1	0
7 D	CHIARLITTI Nathan +A	0	0	0	0	0	0	0	0.00	0	0	0		0	0
13 F	GIROUX Tommy	2	0	2	0	0	1	-1	0.00	1	2	0		3	+2
15 F	ASSELIN Guillaume	0	1	1	2	0	0	0	0.00	2	0	1		3	+2
16 F	MORIN Pierre-Olivier	1	2	3	0	16	9	7	64.00	2	1	0		3	+2
24 D	ABRAHAM Spencer John Joesph	0	0	0	0	0	0	0	0.00	0	0	0		0	0
4 D	MOFFAT Michael	0	0	0	0	0	0	0	0.00	0	1	0		1	+1
5 D	BASSO Alexander Robert	0	0	0	0	0	0	0	0.00	1	0	0		1	+1
18 F	DOGGETT Slater Kenneth	0	0	0	0	7	4	3	63.64	1	0	0		1	-1
19 F	PEDERSEN Brent	0	0	0	0	1	0	1	100.00	0	0	0		0	-1
23 F	MING Eric	0	0	0	0	0	0	0	0.00	0	0	0		0	-1
2 D	BOUTET Etienne	0	0	0	0	0	0	0	0.00	0	0	0		0	0
11 F	HINSE Olivier +C	0	0	0	0	1	0	1	100.00	0	3	0		3	-1
20 F	DUROCHER Corey Raymond	0	0	0	2	0	0	0	0.00	1	0	0		1	-1
22 F	POMPEI Mathieu	0	0	0	0	0	0	0	0.00	0	0	0		0	0
26 F	SIMMONDS Scott David	0	0	0	0	15	5	10	75.00	0	1	0		1	-1
1 GK	BAILIE Kevin	0	0	0	0					0	0	0		0	
31 GK	AUGER Sebastien	0	0	0	0					0	0	0		0	
Total		4	7	11	4	48	26	22	64.86	14	12	4		30	

Team : CZE (white)

Head Coach : LISKA Jaroslav

No. Pos.	Name	G	A	P	PIM	FO+	FO-	FO+/-	FO%	Shots on Goal				TS	+/-
										1	2	3	OT		
4 D	STEINER Dominik +C	0	0	0	0	0	0	0	0.00	0	0	0		0	0
8 F	MULLER Jan	0	0	0	0	2	3	-1	40.00	1	0	3		4	+1
12 D	SVARICEK Filip	0	1	1	2	0	0	0	0.00	2	0	1		3	0
28 F	BALLNER David	1	0	1	2	0	3	-3	0.00	0	2	0		2	+2
30 F	ZACHAR David +A	1	0	1	0	6	15	-9	28.57	2	2	0		4	+1
9 F	STASTNY Tomas	0	1	1	0	0	0	0	0.00	1	1	1		3	0
10 F	ARNOST Daniel	0	0	0	0	6	11	-5	35.29	0	0	1		1	-1
14 D	MATULA Frantisek	0	0	0	0	0	0	0	0.00	0	1	0		1	0
20 F	KAFKA Dominik	1	0	1	0	7	2	5	77.78	2	3	0		5	0
25 D	BAIL Marek	0	1	1	0	0	0	0	0.00	0	1	0		1	0
5 F	NOVAK Dominik	0	0	0	0	0	0	0	0.00	0	1	1		2	-1
11 F	HUCKO Petr +A	0	0	0	0	3	6	-3	33.33	0	0	1		1	0
13 F	KRPATA Ondrej	0	0	0	0	1	8	-7	11.11	0	1	1		2	-1
16 D	KALUZA Marek	0	0	0	0	0	0	0	0.00	0	0	0		0	0
19 D	GUTWALD Michal	0	1	1	4	0	0	0	0.00	1	0	1		2	+1
15 D	ZBORIL Mikulas	0	0	0	0	0	0	0	0.00	0	0	0		0	0
17 F	KADLEC Jakub	0	0	0	0	1	0	1	100.00	0	2	1		3	-2
27 F	BRZOBOHATY Michal	0	0	0	0	0	0	0	0.00	0	0	0		0	0
1 GK	BRAZDIL Jaroslav	0	0	0	0					0	0	0		0	
2 GK	NOVAK Josef	0	0	0	0					0	0	0		0	
Total		3	4	7	8	26	48	-22	35.14	9	14	11		34	



Legend:							
(G)	Goals in tournament	*	does not count for Plus/minus	+/-	Plus/minus net	+A	Assistant captain
+C	Captain	A	Assists	D	Defence	EQ	Equal strength
ET/Res	Penalty end time/Result of game	F	Forward	FO-	Face-offs lost	FO%	Face-offs won as percentage
FO+	Face-offs won	FO+/-	Face-offs net	G	Goals	GK	Goalkeeper
MIP	Minutes in play (GK)	No.	Jersey number	OT	Overtime	P	Points
PIM	Penalties in minutes	Pos.	Position	PP1	Power play - 1 player	PPG	Power play goals
SHG	Shorthanded goals	SOG	Shots on goal	SVS	Saves	TPP	Time on power play
TS	Total shots						





Line-Ups

KAZ - RUS

Referees

MARTIN Lucas Wilcox (USA) , TSCHERRIG Michael (SUI)

Linesmen

HARRINGTON Mike (CAN) , LAKSOLA David Juha (SWE)

Goalkeepers

Team: KAZ

No. Name

20 KUDRYAVTSEV Sergey
1 POLUEKTOV Pavel

Team Line-ups

Team: KAZ (blue)

No. Pos. Name

3 D DULNEV Georgiy
11 D PISSAREV Alexandr
18 F SAVENKOV Konstantin +C
25 F BURDELEV Artem
28 F AKOLZIN Pavel +A4 D IBRAIBEKOV Madiyar +A
22 D STEPANENKO Ivan
10 F MIKHAILIS Nikita
15 F YEVDOKIMOV Yaroslav
29 F GRENTS Dmitriy7 D GREBENCHSHIKOV Vladimir
13 D ZINCHENKO Stanislav
8 F SAVITSKIY Kirill
19 F RAKHMANOV Mikhail
23 F PETROV Anton14 D NUREK Alexandr
9 F SAGADEYEV Anton
12 F ANTSIFEROV Alexey
17 F ASSETOV Alikhan
21 F NIKULIN Vladislav

Head Coach: STARYGIN SERGEY

NOT DRESSED:

30 GK GRYAZNOV Maxim

Team: RUS

No. Name

31 ANDRIUKHOV Ilia
1 SAMONOV Alexander

Team: RUS (white)

No. Pos. Name

21 D ORLOV Mikhail
98 D TATALIN Roman
45 F EFREMOV Vladislav
57 F EROFEEV Andrei
63 F PILIPENKO Kirill13 D ZABORNIKOV Stanislav +A
24 F SIROTKIN Nikita
47 F KIRILLOV Dmitrii +C
52 F OSIPOV Artem
87 F TARASOV Aleksandr44 D KUDINOV Roman
55 D REPIN Vladimir
15 F IVANOV Ivan +A
19 F ALEKSEEV Andrei
26 F ILIN Daniil77 D KUDRIASHOV Maksim
93 F SHUTOV Vadim

Head Coach: KHROMYKH Vladislav

NOT DRESSED:

3 D SHCHERBOV Andrei
7 D KOZLOVSKIY Yury
30 GK BILALOV Timur
73 F SMUROV Sergei

Legend:

D Defence

F Forward

No. Jersey number

Pos. Position

+A Assistant captain

+C Captain



Game Summary

KAZ - RUS 0 - 1 (0 - 0 , 0 - 0 , 0 - 1)

Spectators	Referees	Linesmen
3233	MARTIN Lucas Wilcox (USA) , TSCHEERIG Michael (SUI)	HARRINGTON Mike (CAN) , LAKSOLA David Juha (SWE)

Team Statistics

Period	Score	SVS	SOG	PIM	TPP	PPG	SHG
1	0 : 0	9 : 8	8 : 9	2 : 6	05:30 : 02:00	0 : 0	0 : 0
2	0 : 0	10 : 8	8 : 10	4 : 6	04:08 : 01:39	0 : 0	0 : 0
3	0 : 1	15 : 5	5 : 16	2 : 2	02:00 : 02:29	0 : 0	0 : 0
Total	0 : 1	34 : 21	21 : 35	8 : 14	11:38 : 06:08	0 : 0	0 : 0

1st Period

Action	Time	ET/Res	Team	Type	No.	Name	(G)	Name of Assistant(s) / Action Description
GK	00:00		KAZ		20	KUDRYAVTSEV S		- Goalkeeper in
GK	00:00		RUS		31	ANDRIUKHOV I		- Goalkeeper in
Penalty	08:07	10:07	KAZ	2 min.	25	BURDELEV A		- Holding an opponent
Penalty	11:26	13:26	RUS	2 min.	21	ORLOV M		- Tripping
Penalty	15:13	17:13	RUS	2 min.	44	KUDINOV R		- High Sticking
Penalty	16:43	18:43	RUS	2 min.	98	TATALIN R		- Slashing

2nd Period

Action	Time	ET/Res	Team	Type	No.	Name	(G)	Name of Assistant(s) / Action Description
Penalty	24:03	26:03	RUS	2 min.	44	KUDINOV R		- Hooking
Penalty	27:16	29:16	RUS	2 min.	-	Team penalty		- Too Many Men / Served by: 26 ILIN D
Penalty	27:24	29:24	KAZ	2 min.	22	STEPANENKO I		- Hooking
Penalty	30:56	32:56	RUS	2 min.	13	ZABORNIKOV S		- Roughing
Penalty	38:29	40:29	KAZ	2 min.	4	IBRAIBEKOV M		- Tripping

3rd Period

Action	Time	ET/Res	Team	Type	No.	Name	(G)	Name of Assistant(s) / Action Description
Goal	41:32	0 : 1	RUS	EQ	26	ILIN D	(3)	24 SIROTKIN N On Ice KAZ 20 7 10 14 15 29 55 REPIN V RUS 31 15 24 26 44 55
Penalty	48:18	50:18	KAZ	2 min.	28	AKOLZIN P		- Interference
Penalty	54:52	56:52	RUS	2 min.	55	REPIN V		- Holding an opponent
Time-out	57:56		KAZ					
GK	57:56		KAZ					20 KUDRYAVTSEV S - Goalkeeper out
GK	59:22		KAZ		20	KUDRYAVTSEV S		- Goalkeeper in
GK	60:00		KAZ					20 KUDRYAVTSEV S - Goalkeeper out
GK	60:00		RUS					31 ANDRIUKHOV I - Goalkeeper out

Goalkeeper Records

Team : KAZ - Kazakhstan

Team : RUS - Russian Federation

No.	Name	SOG	SVS	MIP
20	KUDRYAVTSEV Sergey	35	34	58:34
1	POLUEKTOV Pavel			
31	ANDRIUKHOV Iliia	21	21	60:00
1	SAMONOV Alexander			

Game Statistics

Team : KAZ (blue)

Head Coach : STARYGIN SERGEY

No.	Pos.	Name								Shots on Goal							
			G	A	P	PIM	FO+	FO-	FO+/-	FO%	1	2	3	OT	TS	+/-	
3	D	DULNEV Georgiy	0	0	0	0	0	0	0	0	0.00	1	0	0		1	0
11	D	PISSAREV Alexandr	0	0	0	0	0	0	0	0.00	0	1	0		1	0	
18	F	SAVENKOV Konstantin +C	0	0	0	0	10	15	-5	40.00	1	0	0		1	0	

IHOMEAM6-----FNL-000100--_74 3.0

Report Created WED 8 FEB 2017 17:31

Page 1/2





Halyk Arena

Ice Hockey



Almaty 2017
28TH WINTER UNIVERSIADE

WED 8 FEB 2017
Start Time 15:00 / End Time 17:20

Men Gold Medal Game - Game 34

Head Coach : STARYGIN SERGEY

No.	Pos.	Name	G	A	P	PIM	FO+	FO-	FO+/-	FO%	Shots on Goal				TS	+/-
											1	2	3	OT		
25	F	BURDELEV Artem	0	0	0	2	0	2	-2	0.00	0	0	0	0	0	0
28	F	AKOLZIN Pavel +A	0	0	0	2	0	0	0	0.00	0	2	1	0	3	0
4	D	IBRAIBEKOV Madiyar +A	0	0	0	2	0	0	0	0.00	0	0	0	0	0	0
10	F	MIKHAILIS Nikita	0	0	0	0	0	0	0	0.00	1	0	0	0	1	-1
15	F	YEVDOKIMOV Yaroslav	0	0	0	0	0	1	-1	0.00	1	0	0	0	1	-1
22	D	STEPANENKO Ivan	0	0	0	2	0	0	0	0.00	0	1	0	0	1	0
29	F	GRENTS Dmitry	0	0	0	0	14	14	0	50.00	1	0	2	0	3	-1
7	D	GREBENCHSHIKOV Vladimir	0	0	0	0	0	0	0	0.00	0	0	0	0	0	-1
8	F	SAVITSKIY Kirill	0	0	0	0	0	0	0	0.00	0	1	2	0	3	0
13	D	ZINCHENKO Stanislav	0	0	0	0	0	0	0	0.00	0	1	0	0	1	0
19	F	RAKHMANOV Mikhail	0	0	0	0	0	0	0	0.00	1	1	0	0	2	0
23	F	PETROV Anton	0	0	0	0	4	1	3	80.00	1	0	0	0	1	0
9	F	SAGADEVYEV Anton	0	0	0	0	7	5	2	58.33	0	0	0	0	0	0
12	F	ANTSIFEROV Alexey	0	0	0	0	1	2	-1	33.33	0	0	0	0	0	0
14	D	NUREK Alexandr	0	0	0	0	0	0	0	0.00	1	0	0	0	1	-1
17	F	ASSETOV Alikhan	0	0	0	0	0	0	0	0.00	0	1	0	0	1	0
21	F	NIKULIN Vladislav	0	0	0	0	0	0	0	0.00	0	0	0	0	0	0
1	GK	POLUEKTOV Pavel	0	0	0	0					0	0	0	0	0	
20	GK	KUDRYAVTSEV Sergey	0	0	0	0					0	0	0	0	0	
Total			0	0	0	8	36	40	-4	47.37	8	8	5	21		

Team : RUS (white)

Head Coach : KHROMYKH Vladislav

No.	Pos.	Name	G	A	P	PIM	FO+	FO-	FO+/-	FO%	Shots on Goal				TS	+/-
											1	2	3	OT		
21	D	ORLOV Mikhail	0	0	0	2	0	0	0	0.00	0	0	1	0	1	0
45	F	EFREMOV Vladislav	0	0	0	0	16	13	3	55.17	3	0	0	0	3	0
57	F	EROFEEV Andrei	0	0	0	0	0	1	-1	0.00	1	0	1	0	2	0
63	F	PILIPENKO Kirill	0	0	0	0	0	0	0	0.00	1	1	1	0	3	0
98	D	TATALIN Roman	0	0	0	2	0	0	0	0.00	0	1	0	0	1	0
13	D	ZABORNIKOV Stanislav +A	0	0	0	2	0	0	0	0.00	2	1	0	0	3	0
24	F	SIROTKIN Nikita	0	1	1	0	1	2	-1	33.33	0	1	2	0	3	+1
47	F	KIRILLOV Dmitrii +C	0	0	0	0	0	0	0	0.00	0	3	1	0	4	0
52	F	OSIPOV Artem	0	0	0	0	0	0	0	0.00	0	0	0	0	0	0
87	F	TARASOV Aleksandr	0	0	0	0	5	16	-11	23.81	0	0	0	0	0	0
15	F	IVANOV Ivan +A	0	0	0	0	0	0	0	0.00	0	0	3	0	3	+1
19	F	ALEKSEEV Andrei	0	0	0	0	2	1	1	66.67	0	2	3	0	5	0
26	F	ILIN Daniil	1	0	1	0	16	3	13	84.21	1	0	2	0	3	+1
44	D	KUDINOV Roman	0	0	0	4	0	0	0	0.00	1	1	1	0	3	+1
55	D	REPIN Vladimir	0	1	1	2	0	0	0	0.00	0	0	1	0	1	+1
77	D	KUDRIASHOV Maksim	0	0	0	0	0	0	0	0.00	0	0	0	0	0	0
93	F	SHUTOV Vadim	0	0	0	0	0	0	0	0.00	0	0	0	0	0	0
1	GK	SAMONOV Alexander	0	0	0	0					0	0	0	0	0	
31	GK	ANDRIUKHOV Iliia	0	0	0	0					0	0	0	0	0	
Total			1	2	3	12	40	36	4	52.63	9	10	16	35		

Legend:	
(G)	Goals in tournament
A	Assists
F	Forward
FO+/-	Face-offs net
No.	Jersey number
Pos.	Position
SVS	Saves
+/-	Plus/minus net
D	Defence
FO-	Face-offs lost
G	Goals
OT	Overtime
PPG	Power play goals
TPP	Time on power play
+A	Assistant captain
EQ	Equal strength
FO%	Face-offs won as percentage
GK	Goalkeeper
P	Points
SHG	Shorthanded goals
TS	Total shots
+C	Captain
ET/Res	Penalty end time/Result of game
FO+	Face-offs won
MIP	Minutes in play (GK)
PIM	Penalties in minutes
SOG	Shots on goal





Line-Ups

USA - CHN

Referees

FICHTNER Patrick (AUT) , HOGARTH Stefan (GBR)

Linesmen

CHOI Sukbae (KOR) , WELLS Christopher (GBR)

Goalkeepers

Team: USA

No. Name

31 OLEN Joseph
30 GLUCK Jordan

Team Line-ups

Team: USA (blue)

No. Pos. Name

4 D URSO Ryan
8 D ZERN Nicholas +C
24 D MCGING James
13 F MURPHY Sean +A
21 F ANDERS Mathew3 D WILK Austin
5 D UGLEM Jacob
14 D HERNDON Taylor
19 D BRESLIN Joseph
9 F RUDIN Mathew7 D TEMBY Alex +A
22 D OPILKA Tyler
10 F SIMMONDS Jordan
17 F HALL James
20 F GROAT Tyler16 D HARTMAN Mathew
11 F UGLEM Anthony
15 F CUMMINGS Michael

Head Coach: HOGAN Sean

NOT DRESSED:

2 D LAFRENIER Michael
18 F BURBACH Gavin

Team: CHN

No. Name

69 WU Jiankun
31 ZHOU Tongzhe

Team: CHN (white)

No. Pos. Name

12 D ZHANG Pengfei
21 D QIAN Jinglin
10 F HUANG Peng +A
68 F DENG Zemin
71 F YUE Xinhao9 D CHEN Jin +C
66 D ZHANG Zhen
11 F NAN Xiaoming
17 F JI Peng
30 F BAO Jiachang +A8 D GUAN Tianyi
26 D WU Jiasiteng
14 F WU Hao
16 F YU Mingrunze
55 F MA Tianyue

Head Coach: WANG Benyu

Legend:

D Defence

F Forward

No. Jersey number

Pos. Position

+A Assistant captain

+C Captain



Game Summary

USA - CHN 17 - 1 (5 - 0 , 5 - 1 , 7 - 0)

Spectators	Referees	Linesmen
2861	FICHTNER Patrick (AUT) , HOGARTH Stefan (GBR)	CHOI Sukbae (KOR) , WELLS Christopher (GBR)

Team Statistics

Period	Score	SVS	SOG	PIM	TPP	PPG	SHG
1	5 : 0	1 : 33	38 : 1	2 : 10	05:28 : 00:31	1 : 0	0 : 0
2	5 : 1	4 : 24	29 : 5	6 : 4	00:32 : 01:11	1 : 1	0 : 0
3	7 : 0	3 : 13	20 : 3	0 : 6	01:56 : 00:00	3 : 0	0 : 0
Total	17 : 1	8 : 70	87 : 9	8 : 20	07:56 : 01:42	5 : 1	0 : 0

1st Period

Action	Time	ET/Res	Team	Type	No.	Name	(G)	Name of Assistant(s) / Action Description
GK	00:00		USA		31	OLEN J		- Goalkeeper in
GK	00:00		CHN		69	WU J		- Goalkeeper in
Penalty	01:15	03:15	CHN	2 min.	17	JI P		- Holding an opponent
Penalty	01:46	03:46	USA	2 min.	15	CUMMINGS M		- Slashing
Penalty	04:35	06:35	CHN	2 min.	71	YUE X		- Tripping
Penalty	07:22	07:43	CHN	2 min.	12	ZHANG P		- High Sticking
Penalty	07:35	09:35	CHN	2 min.	66	ZHANG Z		- Hooking
Goal	07:43	1 : 0	USA	PP2	24	McGING J	(2)	14 HERNDON T 7 TEMBY A On Ice USA 31 7 14 21 22 24 CHN 69 17 21 30 *
Goal	12:06	2 : 0	USA	EQ	11	UGLEM A	(1)	15 CUMMINGS M On Ice USA 31 4 8 11 15 16 CHN 69 9 11 17 30 66
Goal	13:33	3 : 0	USA	EQ	20	GROAT T	(2)	17 HALL J 7 TEMBY A On Ice USA 31 7 10 17 20 22 CHN 69 10 12 21 68 71
Goal	14:02	4 : 0	USA	EQ	20	GROAT T	(3)	22 OPILKA T 10 SIMMONDS J On Ice USA 31 7 10 17 20 22 CHN 69 11 17 30 55 66
Goal	16:26	5 : 0	USA	EQ	13	MURPHY S	(1)	3 WILK A 24 McGING J On Ice USA 31 3 5 13 21 24 CHN 69 10 11 17 21 71
Penalty	19:16	21:16	CHN	2 min.	21	QIAN J		- Tripping

2nd Period

Action	Time	ET/Res	Team	Type	No.	Name	(G)	Name of Assistant(s) / Action Description
Penalty	20:21	22:21	USA	2 min.	21	ANDERS M		- Roughing
Penalty	26:52	27:03	CHN	2 min.	66	ZHANG Z		- High Sticking
Goal	27:03	6 : 0	USA	PP1	14	HERNDON T	(3)	3 WILK A 17 HALL J On Ice USA 31 3 5 14 17 20 CHN 69 12 21 30 68 *
Goal	27:24	7 : 0	USA	EQ	9	RUDIN M	(1)	5 UGLEM J 3 WILK A On Ice USA 31 3 5 9 14 19 CHN 69 11 12 21 30 55
Goal	31:29	8 : 0	USA	EQ	9	RUDIN M	(2)	19 BRESLIN J 3 WILK A On Ice USA 31 3 5 9 14 19 CHN 69 11 17 21 30 55
Penalty	31:44	33:44	USA	2 min.	4	URSO R		- Cross-Checking
Penalty	31:44	33:44	CHN	2 min.	71	YUE X		- Roughing
Goal	34:32	9 : 0	USA	EQ	13	MURPHY S	(2)	24 McGING J On Ice USA 31 7 13 21 22 24 CHN 69 11 17 21 30 55
Penalty	37:01	37:07	USA	2 min.	15	CUMMINGS M		- Boarding
Goal	37:07	9 : 1	CHN	PP1	71	YUE X	(1)	21 QIAN J 17 JI P On Ice USA 31 4 8 9 16 CHN 69 10 11 17 21 71 *
Goal	38:19	10 : 1	USA	EQ	13	MURPHY S	(3)	5 UGLEM J 3 WILK A On Ice USA 31 3 5 13 14 21 CHN 69 12 30 55 66 68

3rd Period

Action	Time	ET/Res	Team	Type	No.	Name	(G)	Name of Assistant(s) / Action Description
Goal	41:34	11 : 1	USA	EQ	9	RUDIN M	(3)	3 WILK A On Ice USA 31 7 9 14 19 22 CHN 69 10 12 66 68 71
Penalty	43:43	44:34	CHN	2 min.	30	BAO J		- Slashing



Action	Time	ET/Res	Team	Type	No.	Name	(G)	Name of Assistant(s) / Action Description
Goal	44:34	12 : 1	USA	PP1	15	CUMMINGS M	(2)	16 HARTMAN M 11 UGLEM A On Ice USA 31 4 8 11 15 16 CHN 69 10 17 66 68 *
Goal	45:33	13 : 1	USA	EQ	24	McGING J	(3)	21 ANDERS M 22 OPILKA T On Ice USA 31 7 13 21 22 24 CHN 69 10 17 55 66 71
GK	45:33		CHN		31	ZHOU T		- Goalkeeper in 69 WU J - Goalkeeper out
Goal	51:11	14 : 1	USA	EQ	14	HERNDON T	(4)	3 WILK A On Ice USA 31 3 5 14 19 20 CHN 31 10 12 17 21 71
Time-out	51:11		CHN					
Goal	51:35	15 : 1	USA	EQ	17	HALL J	(2)	20 GROAT T 22 OPILKA T On Ice USA 31 7 10 17 20 22 CHN 31 10 17 21 55 71
Penalty	52:15	53:11	CHN	2 min.	30	BAO J		- Throwing a Stick or any Object
Goal	53:11	16 : 1	USA	PP1	10	SIMMONDS J	(1)	4 URSO R On Ice USA 31 4 8 10 11 16 CHN 31 10 12 66 68 *
Penalty	55:13	55:22	CHN	2 min.	21	QIAN J		- Boarding
Goal	55:22	17 : 1	USA	PP1	24	McGING J	(4)	8 ZERN N On Ice USA 31 4 8 10 17 24 CHN 31 11 17 66 68 *
GK	60:00		USA					31 OLEN J - Goalkeeper out
GK	60:00		CHN					31 ZHOU T - Goalkeeper out

Goalkeeper Records

Team : USA - United States of America

Team : CHN - People's Republic of China

No.	Name	SOG	SVS	MIP
31	OLEN Joseph	9	8	60:00
30	GLUCK Jordan			

No.	Name	SOG	SVS	MIP
69	WU Jiankun	72	59	45:33
31	ZHOU Tongzhe	15	11	14:27

Game Statistics

Team : USA (blue)

Head Coach : HOGAN Sean

No.	Pos.	Name								Shots on Goal					+/-	
			G	A	P	PIM	FO+	FO-	FO+/-	FO%	1	2	3	OT		TS
4	D	URSO Ryan	0	1	1	2	0	0	0	0.00	0	1	1		2	+1
8	D	ZERN Nicholas +C	0	1	1	0	0	0	0	0.00	4	4	1		9	+1
13	F	MURPHY Sean +A	3	0	3	0	0	0	0	0.00	4	3	0		7	+4
21	F	ANDERS Mathew	0	1	1	2	16	9	7	64.00	2	3	0		5	+4
24	D	MCGING James	3	2	5	0	1	1	0	50.00	3	2	2		7	+3
3	D	WILK Austin	0	7	7	0	0	0	0	0.00	1	0	0		1	+5
5	D	UGLEM Jacob	0	2	2	0	0	0	0	0.00	4	2	2		8	+5
9	F	RUDIN Mathew	3	0	3	0	0	0	0	0.00	0	4	1		5	+3
14	D	HERNDON Taylor	2	1	3	0	0	0	0	0.00	4	2	2		8	+5
19	D	BRESLIN Joseph	0	1	1	0	9	4	5	69.23	3	1	0		4	+4
7	D	TEMBY Alex +A	0	2	2	0	0	0	0	0.00	1	3	1		5	+6
10	F	SIMMONDS Jordan	1	1	2	0	0	0	0	0.00	1	2	2		5	+3
17	F	HALL James	1	2	3	0	11	5	6	68.75	1	1	1		3	+3
20	F	GROAT Tyler	2	1	3	0	0	0	0	0.00	5	1	1		7	+4
22	D	OPILKA Tyler	0	3	3	0	0	0	0	0.00	1	0	2		3	+6
11	F	UGLEM Anthony	1	1	2	0	0	0	0	0.00	1	0	1		2	+1
15	F	CUMMINGS Michael	1	1	2	4	0	0	0	0.00	1	0	1		2	+1
16	D	HARTMAN Mathew	0	1	1	0	16	3	13	84.21	2	0	2		4	+1
30	GK	GLUCK Jordan	0	0	0	0					0	0	0		0	
31	GK	OLEN Joseph	0	0	0	0					0	0	0		0	
Total			17	28	45	8	53	22	31	70.67	38	29	20		87	

Team : CHN (white)

Head Coach : WANG Benyu

No.	Pos.	Name								Shots on Goal					+/-	
			G	A	P	PIM	FO+	FO-	FO+/-	FO%	1	2	3	OT		TS
10	F	HUANG Peng +A	0	0	0	0	10	29	-19	25.64	0	0	0		0	-6
12	D	ZHANG Pengfei	0	0	0	2	0	0	0	0.00	0	0	0		0	-5
21	D	QIAN Jinglin	0	1	1	4	0	0	0	0.00	0	2	0		2	-7





Head Coach : WANG Benyu

No.	Pos.	Name	G	A	P	PIM	FO+	FO-	FO+/-	FO%	Shots on Goal					+/-
											1	2	3	OT	TS	
68	F	DENG Zemin	0	0	0	0	0	0	0	0.00	0	1	0		1	-3
71	F	YUE Xinhao	1	0	1	4	0	2	-2	0.00	0	1	0		1	-6
9	D	CHEN Jin +C	0	0	0	0	0	0	0	0.00	0	0	1		1	-1
11	F	NAN Xiaoming	0	0	0	0	0	1	-1	0.00	1	0	0		1	-6
17	F	JI Peng	0	1	1	2	0	3	-3	0.00	0	0	0		0	-8
30	F	BAO Jiachang +A	0	0	0	4	11	16	-5	40.74	0	1	1		2	-6
66	D	ZHANG Zhen	0	0	0	4	0	0	0	0.00	0	0	0		0	-5
8	D	GUAN Tianyi	0	0	0	0	0	0	0	0.00	0	0	0		0	0
14	F	WU Hao	0	0	0	0	0	0	0	0.00	0	0	0		0	0
16	F	YU Mingrunze	0	0	0	0	0	0	0	0.00	0	0	0		0	0
26	D	WU Jiasiteng	0	0	0	0	0	0	0	0.00	0	0	0		0	0
55	F	MA Tianyue	0	0	0	0	1	2	-1	33.33	0	0	1		1	-7
31	GK	ZHOU Tongzhe	0	0	0	0					0	0	0		0	
69	GK	WU Jiankun	0	0	0	0					0	0	0		0	
Total			1	2	3	20	22	53	-31	29.33	1	5	3		9	

Legend:							
(G)	Goals in tournament	*	does not count for Plus/minus	+/-	Plus/minus net	+A	Assistant captain
+C	Captain	A	Assists	D	Defence	EQ	Equal strength
ET/Res	Penalty end time/Result of game	F	Forward	FO-	Face-offs lost	FO%	Face-offs won as percentage
FO+	Face-offs won	FO+/-	Face-offs net	G	Goals	GK	Goalkeeper
MIP	Minutes in play (GK)	No.	Jersey number	OT	Overtime	P	Points
PIM	Penalties in minutes	Pos.	Position	PP1	Power play - 1 player	PP2	Power play - 2 players
PPG	Power play goals	SHG	Shorthanded goals	SOG	Shots on goal	SVS	Saves
TPP	Time on power play	TS	Total shots				





Line-Ups

KOR - GBR

Referees

PERSSON Christian Bo (SWE) , SUBBOTIN Arkadiy (KAZ)

Linesmen

REGEC Tomas (SVK) , RICHARDSON Patrick Ian (USA)

Goalkeepers

Team: KOR

No. Name

- 25 LEE Hanback
- 20 LEE Changhun

Team Line-ups

Team: KOR (blue)

No. Pos. Name

- 6 D KIM Youngjun
 - 2 F SONG Hyeongcheol
 - 7 F SON Taekwang
 - 11 F HWANG Doo Hyun +C
 - 22 F KIM Dohyung
-
- 15 D JUNG Jonghyun
 - 23 D OH Gi Ryun
 - 8 F LEE Kangsoo +A
 - 17 F KIM Sangwon
 - 19 F CHANG Yongwon
-
- 14 D MUN Juyoung
 - 21 D OH Min Suk
 - 9 F CHOI Youngil +A
 - 12 F LEE Seung Jun
 - 24 F KIM Younghoon
-
- 10 D LEE Dohyung
 - 13 F LEE Hanmo
 - 18 F CHOI Doyeon

Head Coach: KIM HEE WOO

Team: GBR

No. Name

- 20 LONG ADAM JOSHUA
- 24 HOVELL Thomas Oliver

Team: GBR (white)

No. Pos. Name

- 6 D COOKE Christopher David Charles
 - 9 D SCOTT James Royston
 - 7 F ANTONOV Ivan +A
 - 11 F CHARNOCK Liam
 - 12 F ROSE Daniel Thomas
-
- 17 D DEWEY Elliott
 - 18 D MOGG Stuart Philip Pearson +C
 - 10 F PRICE Jackson Lewis
 - 15 F BRANIN Lucas Coles Bakewell
 - 21 F SIAGRIS Andreas Charles Douglas
-
- 3 D GRETTON Joseph James
 - 8 D JOHNSON Christian Peareth
 - 5 F MAWER Michael Robert +A
 - 14 F PARKINSON Thomas Lloyd Scott
 - 19 F SAMPFORD Alexander James
-
- 4 D GAILER Montgomery James
 - 23 F FOX Christopher

Head Coach: BRADBURY Matthew James

NOT DRESSED:

- 1 GK CROYLE Matthew Charles
- 16 D CHEEMA Samuel Paul

Legend:							
D	Defence	F	Forward	No.	Jersey number	Pos.	Position
+A	Assistant captain	+C	Captain				





Game Summary

KOR - GBR 1 - 3 (0 - 1 , 0 - 1 , 1 - 1)

Spectators	Referees	Linesmen
2548	PERSSON Christian Bo (SWE) , SUBBOTIN Arkadiy (KAZ)	REGEC Tomas (SVK) , RICHARDSON Patrick Ian (USA)

Team Statistics

Period	Score	SVS	SOG	PIM	TPP	PPG	SHG
1	0 : 1	11 : 13	13 : 12	4 : 2	02:00 : 02:39	0 : 1	0 : 0
2	0 : 1	2 : 11	11 : 3	0 : 0	00:00 : 00:00	0 : 0	0 : 0
3	1 : 1	1 : 14	15 : 2	4 : 6	04:00 : 02:00	0 : 0	0 : 0
Total	1 : 3	14 : 38	39 : 17	8 : 8	06:00 : 04:39	0 : 1	0 : 0

1st Period

Action	Time	ET/Res	Team	Type	No.	Name	(G)	Name of Assistant(s) / Action Description
GK	00:00		KOR		25	LEE H		- Goalkeeper in
GK	00:00		GBR		20	LONG AJ		- Goalkeeper in
Penalty	04:28	05:07	KOR	2 min.	-	Team penalty		- Too Many Men / Served by: 18 CHOI D
Goal	05:07	0 : 1	GBR	PP1	11	CHARNOCK L	(2)	18 MOGG SPP On Ice KOR 25 2 6 7 11 GBR 20 6 7 11 15 19 *
Penalty	10:08	12:08	KOR	2 min.	14	MUN J		- Interference
Penalty	17:20	19:20	GBR	2 min.	6	COOKE CDC		- Boarding

2nd Period

Action	Time	ET/Res	Team	Type	No.	Name	(G)	Name of Assistant(s) / Action Description
Goal	26:09	0 : 2	GBR	EQ	12	ROSE DT	(1)	7 ANTONOV I On Ice KOR 25 7 12 14 21 24 GBR 20 3 6 7 11 12

3rd Period

Action	Time	ET/Res	Team	Type	No.	Name	(G)	Name of Assistant(s) / Action Description
Goal	41:57	1 : 2	KOR	EQ	22	KIM D	(1)	7 SON T On Ice KOR 25 6 7 11 14 22 GBR 20 3 6 15 21 23
Penalty	44:51	46:51	GBR	2 min.	10	PRICE JL		- Hooking
Penalty	44:51	46:51	KOR	2 min.	11	HWANG DH		- Slashing
Penalty	45:37	47:37	GBR	2 min.	11	CHARNOCK L		- Tripping
Penalty	52:58	54:58	GBR	2 min.	9	SCOTT JR		- Tripping
Penalty	56:42	58:42	KOR	2 min.	7	SON T		- Interference
Time-out	56:42		GBR					
GK	58:51		KOR					25 LEE H - Goalkeeper out
Goal	59:51	1 : 3	GBR	EQ	7	ANTONOV I	(1)	ENG On Ice KOR 2 6 7 11 14 22 GBR 20 7 12 15 17 18
GK	59:51		KOR		25	LEE H		- Goalkeeper in
GK	60:00		KOR					25 LEE H - Goalkeeper out
GK	60:00		GBR					20 LONG AJ - Goalkeeper out

Goalkeeper Records

Team : KOR - Republic of Korea

No.	Name	SOG	SVS	MIP
25	LEE Hanback	16	14	59:00
20	LEE Changhun			

Team : GBR - United Kingdom of Great Britain and Northern Ireland

No.	Name	SOG	SVS	MIP
20	LONG ADAM JOSHUA	39	38	60:00
13	HOVELL Thomas Oliver			

Game Statistics

Team : KOR (blue)

Head Coach : KIM HEE WOO

No.	Pos.	Name	G	A	P	PIM	FO+	FO-	FO+/-	FO%	Shots on Goal					+/-
											1	2	3	OT	TS	
2	F	SONG Hyeongcheol	0	0	0	0	4	1	3	80.00	3	1	1		5	-1
6	D	KIM Youngjun	0	0	0	0	0	0	0	0.00	0	2	1		3	0
7	F	SON Taekwang	0	1	1	2	2	0	2	100.00	2	0	1		3	-1

IHOMTEAM6-----SFNLO00600--_74 4.0

Report Created SUN 5 FEB 2017 14:42

Page 1/2





Halyk Arena

Ice Hockey



Almaty 2017 28th WINTER UNIVERSIADE

SUN 5 FEB 2017 Start Time 12:30 / End Time 14:34

Play-offs, Game 22

Head Coach : KIM HEE WOO

Table with 15 columns: No., Pos., Name, G, A, P, PIM, FO+, FO-, FO+/-, FO%, Shots on Goal (1, 2, 3, OT), TS, +/-

Team : GBR (white)

Head Coach : BRADBURY Matthew James

Table with 15 columns: No., Pos., Name, G, A, P, PIM, FO+, FO-, FO+/-, FO%, Shots on Goal (1, 2, 3, OT), TS, +/-

Legend table with 3 columns: Symbol, Description, Symbol, Description





Line-Ups

SVK - SWE

Referees

FICHTNER Patrick (AUT) , HOGARTH Stefan (GBR)

Linesmen

CHOI Sukbae (KOR) , HARRINGTON Mike (CAN)

Goalkeepers

Team: SVK

No. Name

- 1 KOSUT Samuel
- 2 PUTEK Peter

Team Line-ups

Team: SVK (blue)

No. Pos. Name

- | | | |
|----|---|----------------------|
| 12 | D | GABOR Radoslav |
| 25 | D | PICHNARCIK Michal +A |
| 8 | F | UHNAK Martin +C |
| 10 | F | ZLOCHA Jan |
| 18 | F | PIACKA Edmund +A |
| 9 | D | KETNER Nikolas |
| 27 | D | NOCIAR Denis |
| 5 | F | JAKUBIK Ivan |
| 6 | F | BUSTIN Peter |
| 15 | F | KABAC Michal |
| 14 | D | LOYDL Jakub |
| 26 | D | IVANIC Samuel |
| 19 | F | GAPA Peter |
| 24 | F | HLUCH Tomas |
| 29 | F | TOMCAK Jozef |
| 11 | D | SUCHARDA Andrej |
| 23 | D | KASANICKY Adam |
| 3 | F | STRAUCH Rene |
| 20 | F | INDRYCH Martin |

Head Coach: VYBOH Andrej

NOT DRESSED:

- 13 D BREZNIAK Ivan
- 30 GK HALO Juraj

Team: SWE

No. Name

- 1 MORITZ Joakim
- 34 HANSEN Daniel

Team: SWE (yellow)

No. Pos. Name

- | | | |
|----|---|-----------------------------|
| 9 | D | ERIKSSON Oscar |
| 16 | D | DAHLBOM Ola |
| 27 | D | LYRVALL Erik Gunnar +C |
| 17 | F | SALDEEN Justus |
| 23 | F | PETTERSSON Daniel +A |
| 3 | D | VESTBERG Jerker |
| 6 | D | PISCATOR Erik |
| 12 | F | HJARTQUIST Victor |
| 19 | F | WERNEMAN Gustav |
| 93 | F | UVEMARK ANDERBERG Victor +A |
| 5 | D | GRONLUND Henrik |
| 20 | D | EDSTROM Carl |
| 15 | F | OSTLIN David |
| 18 | F | ORTEVALL Marcus |
| 44 | F | FRANSSON Johan |
| 64 | D | ARVEBRATT Fredrik |
| 8 | F | EMANUELSSON Magnus |
| 10 | F | GRONROS Andre |
| 29 | F | LUNDBERG Ludvig |

Head Coach: TARNLUND Per Goran

Legend:

D	Defence	F	Forward	No.	Jersey number	Pos.	Position
+A	Assistant captain	+C	Captain				



Game Summary

SVK - SWE 4 - 2 (1 - 0, 3 - 0, 0 - 2)

Spectators	Referees	Linesmen
2621	FICHTNER Patrick (AUT) , HOGARTH Stefan (GBR)	CHOI Sukbae (KOR) , HARRINGTON Mike (CAN)

Team Statistics

Period	Score	SVS	SOG	PIM	TPP	PPG	SHG
1	1 : 0	12 : 8	9 : 12	2 : 0	00:00 : 02:00	0 : 0	0 : 0
2	3 : 0	6 : 19	22 : 6	2 : 4	00:20 : 00:20	0 : 0	0 : 0
3	0 : 2	15 : 4	4 : 17	10 : 0	02:00 : 05:31	0 : 2	0 : 0
Total	4 : 2	33 : 31	35 : 35	14 : 4	02:20 : 07:51	0 : 2	0 : 0

1st Period

Action	Time	ET/Res	Team	Type	No.	Name	(G) Name of Assistant(s) / Action Description
GK	00:00		SVK		1	KOSUT S	- Goalkeeper in
GK	00:00		SWE		1	MORITZ J	- Goalkeeper in
Penalty	06:25	08:25	SVK	2 min.	26	IVANIC S	- Tripping
Goal	15:08	1 : 0	SVK	EQ	20	INDRYCH M	(1) 11 SUCHARDA A On Ice SVK 1 9 10 11 20 27 SWE 1 5 15 16 20 44

2nd Period

Action	Time	ET/Res	Team	Type	No.	Name	(G) Name of Assistant(s) / Action Description
Penalty	34:04	36:04	SVK	2 min.	14	LOYDL J	- Throwing a Stick or any Object
Penalty	34:24	36:24	SWE	2 min.	27	LYRVALL EG	- Tripping
Goal	34:40	2 : 0	SVK	EQ	29	TOMCAK J	(1) 24 HLUCH T On Ice SVK 1 9 24 27 29 SWE 1 9 16 17 29
Goal	35:40	3 : 0	SVK	EQ	11	SUCHARDA A	(1) 20 INDRYCH M On Ice SVK 1 3 11 20 25 25 PICHNARCIK M SWE 1 5 10 20 93
Goal	39:29	4 : 0	SVK	EQ	11	SUCHARDA A	(2) 12 GABOR R On Ice SVK 1 8 11 12 20 25 SWE 1 12 15 16 27 64
Penalty	40:00	42:00	SWE	2 min.	8	EMANUELSSON M	- Roughing

3rd Period

Action	Time	ET/Res	Team	Type	No.	Name	(G) Name of Assistant(s) / Action Description
Penalty	44:17	46:12	SVK	2 min.	27	NOCIAR D	- Delaying the Game
Penalty	44:38	46:38	SVK	2 min.	12	GABOR R	- Holding an opponent
Goal	46:12	4 : 1	SWE	PP2	18	ORTEVALL M	(2) 12 HJARTQUIST V On Ice SVK 1 10 18 24 * 9 ERIKSSON O SWE 1 3 9 12 18 19
Penalty	47:20	49:20	SVK	2 min.	10	ZLOCHA J	- Interference
Penalty	48:21	50:21	SVK	2 min.	23	KASANICKY A	- Interference
Penalty	48:29	50:30	SVK	2 min.	25	PICHNARCIK M	- Boarding / start serving at 49:20
Goal	50:30	4 : 2	SWE	PP1	19	WERNEMAN G	(1) 12 HJARTQUIST V On Ice SVK 1 11 14 20 23 * 9 ERIKSSON O SWE 1 3 9 12 18 19
Time-out	57:37		SWE				
GK	57:45		SWE				1 MORITZ J - Goalkeeper out
Time-out	58:43		SVK				
GK	60:00		SVK				1 KOSUT S - Goalkeeper out

Goalkeeper Records

Team : SVK - Slovakia

No.	Name	SOG	SVS	MIP
1	KOSUT Samuel	35	33	60:00
2	PUTEC Peter			

Team : SWE - Sweden

No.	Name	SOG	SVS	MIP
1	MORITZ Joakim	35	31	57:45
34	HANSEN Daniel			

Game Statistics

Team : SVK (white)

IHOMTEAM6-----SFNL000300--_74 3.0

Report Created MON 6 FEB 2017 18:19

Page 1/3



Head Coach : VYBOH Andrej

No.	Pos.	Name	G	A	P	PIM	FO+	FO-	FO+/-	FO%	Shots on Goal					+/-
											1	2	3	OT	TS	
8	F	UHNAK Martin +C	0	0	0	0	1	4	-3	20.00	2	1	2		5	+1
10	F	ZLOCHA Jan	0	0	0	2	9	9	0	50.00	1	2	0		3	+1
12	D	GABOR Radoslav	0	1	1	2	0	0	0	0.00	0	2	0		2	+1
18	F	PIACKA Edmund +A	0	0	0	0	1	0	1	100.00	2	3	0		5	0
25	D	PICHNARCIK Michal +A	0	1	1	2	0	0	0	0.00	0	1	1		2	+2
5	F	JAKUBIK Ivan	0	0	0	0	8	8	0	50.00	0	1	1		2	0
6	F	BUSTIN Peter	0	0	0	0	0	1	-1	0.00	0	0	0		0	0
9	D	KETNER Nikolas	0	0	0	0	0	0	0	0.00	0	1	0		1	+2
15	F	KABAC Michal	0	0	0	0	2	1	1	66.67	0	0	0		0	0
27	D	NOCIAR Denis	0	0	0	2	0	0	0	0.00	0	1	0		1	+2
14	D	LOYDL Jakub	0	0	0	2	0	0	0	0.00	0	1	0		1	0
19	F	GAPA Peter	0	0	0	0	0	0	0	0.00	1	1	0		2	0
24	F	HLUCH Tomas	0	1	1	0	0	0	0	0.00	0	1	0		1	+1
26	D	IVANIC Samuel	0	0	0	2	0	0	0	0.00	0	0	0		0	0
29	F	TOMCAK Jozef	1	0	1	0	6	9	-3	40.00	0	2	0		2	+1
3	F	STRAUCH Rene	0	0	0	0	2	5	-3	28.57	1	1	0		2	+1
11	D	SUCHARDA Andrej	2	1	3	0	0	1	-1	0.00	0	2	0		2	+3
20	F	INDRYCH Martin	1	1	2	0	0	3	-3	0.00	2	2	0		4	+3
23	D	KASANICKY Adam	0	0	0	2	0	0	0	0.00	0	0	0		0	0
1	GK	KOSUT Samuel	0	0	0	0					0	0	0		0	
2	GK	PUTEC Peter	0	0	0	0					0	0	0		0	
Total			4	5	9	14	29	41	-12	41.43	9	22	4		35	

Team : SWE (blue)

Head Coach : TARNLUND Per Goran

No.	Pos.	Name	G	A	P	PIM	FO+	FO-	FO+/-	FO%	Shots on Goal					+/-
											1	2	3	OT	TS	
9	D	ERIKSSON Oscar	0	2	2	0	14	8	6	63.64	2	0	1		3	-1
16	D	DAHLBOM Ola	0	0	0	0	0	0	0	0.00	0	0	0		0	-3
17	F	SALDEEN Justus	0	0	0	0	0	0	0	0.00	0	0	0		0	-1
23	F	PETTERSSON Daniel +A	0	0	0	0	0	0	0	0.00	0	2	6		8	0
27	D	LYRVALL Erik Gunnar +C	0	0	0	2	0	0	0	0.00	0	1	0		1	-1
3	D	VESTBERG Jerker	0	0	0	0	0	0	0	0.00	0	0	0		0	0
6	D	PISCATOR Erik	0	0	0	0	0	0	0	0.00	0	0	0		0	0
12	F	HJARTQUIST Victor	0	2	2	0	7	2	5	77.78	1	0	1		2	-1
19	F	WERNEMAN Gustav	1	0	1	0	0	0	0	0.00	1	0	2		3	0
93	F	UVEMARK ANDERBERG Victor +A	0	0	0	0	16	9	7	64.00	2	0	0		2	-1
5	D	GRONLUND Henrik	0	0	0	0	0	0	0	0.00	0	0	0		0	-2
15	F	OSTLIN David	0	0	0	0	0	0	0	0.00	1	1	2		4	-2
18	F	ORTEVALL Marcus	1	0	1	0	0	0	0	0.00	1	0	3		4	0
20	D	EDSTROM Carl	0	0	0	0	0	0	0	0.00	0	1	0		1	-2
44	F	FRANSSON Johan	0	0	0	0	2	6	-4	25.00	3	0	0		3	-1
8	F	EMANUELSSON Magnus	0	0	0	2	0	0	0	0.00	1	0	0		1	0
10	F	GRONROS Andre	0	0	0	0	2	1	1	66.67	0	0	0		0	-1
29	F	LUNDBERG Ludvig	0	0	0	0	0	3	-3	0.00	0	0	0		0	-1
64	D	ARVEBRATT Fredrik	0	0	0	0	0	0	0	0.00	0	1	2		3	-1
1	GK	MORITZ Joakim	0	0	0	0					0	0	0		0	
34	GK	HANSEN Daniel	0	0	0	0					0	0	0		0	
Total			2	4	6	4	41	29	12	58.57	12	6	17		35	



Legend:							
(G)	Goals in tournament	*	does not count for Plus/minus	+/-	Plus/minus net	+A	Assistant captain
+C	Captain	A	Assists	D	Defence	EQ	Equal strength
ET/Res	Penalty end time/Result of game	F	Forward	FO-	Face-offs lost	FO%	Face-offs won as percentage
FO+	Face-offs won	FO+/-	Face-offs net	G	Goals	GK	Goalkeeper
MIP	Minutes in play (GK)	No.	Jersey number	OT	Overtime	P	Points
PIM	Penalties in minutes	Pos.	Position	PP1	Power play - 1 player	PP2	Power play - 2 players
PPG	Power play goals	SHG	Shorthanded goals	SOG	Shots on goal	SVS	Saves
TPP	Time on power play	TS	Total shots				





Line-Ups

LAT - JPN

Referees

ROSHCHYN NIKITIN Alexey (ESP) , TSCHERRIG Michael (SUI)

Linesmen

LAKSOLA David Juha (SWE) , WELLS Christopher (GBR)

Goalkeepers

Team: LAT

No. Name

20 PETKUS Reinis
25 BIKARS Ints

Team Line-ups

Team: LAT (red)

No. Pos. Name

16	D	APSITIS Kristis +A
24	D	MAKAROVS Ilja
6	F	APLOKS Olafs
14	F	SISLANNIKOVS Olegs
15	F	DILEVKA Maris +A
21	D	MINAJEVs Vjaceslavs
22	D	MEZULIS Martins
13	F	FREIJS Valters
17	F	OGORODNIKOVS Artjoms
19	F	ZOLMANIS Sandis
4	D	ROSINSKIS Rinalds
5	D	BULLITIS Janis +C
8	F	MILLERS Kristaps
12	F	ZIEMINS Juris
18	F	GRINBERGS Sandis
7	D	JANSONS Eduards Hugo
10	D	KAMOLINS Edgars
9	F	KALVANS Davids
11	F	NEKLUDOVS Romans
23	F	TAURINS Toms

Head Coach: BIKARS Gints

Team: JPN

No. Name

1 FURUKAWA Shun
20 KANEKO Shotaro

Team: JPN (white)

No. Pos. Name

3	D	MATSUKANE Kenta
6	D	WATANABE Akihide
11	F	HITOSATO Shigeki +C
13	F	MATSUMOTO Kodai
16	F	DEGUCHI Keita
2	D	KATO Shinnosuke +A
4	D	MATSUI Hiroshi
10	F	KAWAMURA Kazuki
14	F	SUZUKI Kento
24	F	ABE Kai
5	D	OHBA Dai
8	D	KAWAGUCHI Shunya
12	F	KATSURAGAWA Ryo
19	F	SHIBATA Tsuguto
23	F	INUI Junya
9	D	SATO Souta
22	D	TANAKA Kentaro +A
15	F	KOIZUMI Tomonari
17	F	FURUKAWA Seiya
18	F	MATSUMOTO Rikiya

Head Coach: YAMAGUCHI Kazuyoshi

NOT DRESSED:

25 GK NUMATA Tomoya

Legend:

D	Defence	F	Forward	No.	Jersey number	Pos.	Position
+A	Assistant captain	+C	Captain				



Game Summary

LAT - JPN 7 - 3 (3 - 0 , 3 - 1 , 1 - 2)

Spectators	Referees	Linesmen
2253	ROSHCHYN NIKITIN Alexey (ESP) , TSCHERRIG Michael (SUI)	LAKSOLA David Juha (SWE) , WELLS Christopher (GBR)

Team Statistics

Period	Score	SVS	SOG	PIM	TPP	PPG	SHG
1	3 : 0	1 : 9	12 : 1	4 : 6	04:20 : 04:00	1 : 0	0 : 0
2	3 : 1	6 : 11	14 : 7	2 : 4	04:00 : 02:00	0 : 0	0 : 1
3	1 : 2	15 : 8	9 : 17	8 : 6	02:39 : 04:04	0 : 1	0 : 0
Total	7 : 3	22 : 28	35 : 25	14 : 16	10:59 : 10:04	1 : 1	0 : 1

1st Period

Action	Time	ET/Res	Team	Type	No.	Name	(G) Name of Assistant(s) / Action Description
GK	00:00		LAT		20	PETKUS R	- Goalkeeper in
GK	00:00		JPN		1	FURUKAWA S	- Goalkeeper in
Goal	01:21	1 : 0	LAT	EQ	13	FREIJS V	(1) 17 OGORODNIKOVS A On Ice LAT 20 13 17 19 21 22 JPN 1 2 4 10 14 24
Penalty	03:29	03:49	JPN	2 min.	6	WATANABE A	- Holding an opponent
Goal	03:49	2 : 0	LAT	PP1	13	FREIJS V	(2) 21 MINAJEV V On Ice LAT 20 13 17 19 21 22 JPN 1 3 4 11 14 *
Penalty	04:49	06:49	LAT	2 min.	12	ZIEMINS J	- Interference
Penalty	08:11	10:11	LAT	2 min.	24	MAKAROV S I	- Holding an opponent
Penalty	11:21	13:21	JPN	2 min.	-	Team penalty	- Too Many Men / Served by: 17 FURUKAWA S
Goal	14:57	3 : 0	LAT	EQ	12	ZIEMINS J	(3) 18 GRINBERGS S On Ice LAT 20 4 5 8 12 18 JPN 1 9 12 15 19 22
Penalty	15:34	17:34	JPN	2 min.	6	WATANABE A	- Hooking

2nd Period

Action	Time	ET/Res	Team	Type	No.	Name	(G) Name of Assistant(s) / Action Description
Goal	21:12	4 : 0	LAT	EQ	15	DILEVKA M	(1) 21 MINAJEV V On Ice LAT 20 14 15 19 21 22 14 SISLANNIKOV S O JPN 1 3 6 11 13 16
Penalty	25:03		JPN	PS	6	WATANABE A	- Hooking
PS.miss	25:03		LAT	PS	15	DILEVKA M	(1)
Goal	25:53	5 : 0	LAT	EQ	13	FREIJS V	(3) 21 MINAJEV V On Ice LAT 20 13 17 19 21 22 JPN 1 2 4 10 12 23
GK	25:53		JPN		20	KANEKO S	- Goalkeeper in 1 FURUKAWA S - Goalkeeper out
Penalty	26:25	28:25	JPN	2 min.	19	SHIBATA T	- Slashing
Penalty	29:43	31:43	JPN	2 min.	17	FURUKAWA S	- Tripping
Goal	30:58	5 : 1	JPN	SH1	10	KAWAMURA K	(3) 13 MATSUMOTO K On Ice LAT 20 6 14 15 16 24 JPN 20 2 4 10 13
Penalty	34:47	36:47	LAT	2 min.	19	ZOLMANIS S	- Tripping
Goal	37:42	6 : 1	LAT	EQ	11	NEKLUDOVS R	(1) 15 DILEVKA M On Ice LAT 20 6 11 15 16 24 24 MAKAROV S I JPN 20 5 9 12 15 23

3rd Period

Action	Time	ET/Res	Team	Type	No.	Name	(G) Name of Assistant(s) / Action Description
Goal	40:43	6 : 2	JPN	EQ	13	MATSUMOTO K	(1) 24 ABE K On Ice LAT 20 13 17 19 21 22 10 KAWAMURA K JPN 20 2 4 10 13 24
Penalty	44:35	46:35	JPN	2 min.	15	KOIZUMI T	- Tripping
Penalty	45:14	47:14	LAT	2 min.	15	DILEVKA M	- Tripping
Goal	47:48	7 : 2	LAT	EQ	7	JANSONS EH	(1) 14 SISLANNIKOV S O On Ice LAT 20 7 9 10 14 23 JPN 20 2 4 10 13 24
Penalty	53:24	55:24	JPN	2 min.	-	Team penalty	- Too Many Men / Served by: 12 KATSURAGAWA R
Penalty	54:24	56:24	LAT	2 min.	9	KALVANS D	- Cross-Checking
Penalty	54:24	56:24	JPN	2 min.	2	KATO S	- Cross-Checking
Penalty	55:33	57:08	LAT	2 min.	15	DILEVKA M	- Cross-Checking



Action	Time	ET/Res	Team	Type	No.	Name	(G)	Name of Assistant(s)	Action Description
Goal	57:08	7 : 3	JPN	PP1	12	KATSURAGAWA R	(1)	4 MATSUI H 23 INUI J	On Ice LAT 20 17 19 21 22 JPN 20 4 12 19 22 23 *
Penalty	58:10	60:00	LAT	2 min.	6	APLOKS O		- High Sticking	
GK	60:00		LAT						20 PETKUS R - Goalkeeper out
GK	60:00		JPN						20 KANEKO S - Goalkeeper out

Goalkeeper Records

Team : LAT - Latvia

Team : JPN - Japan

No.	Name	SOG	SVS	MIP	No.	Name	SOG	SVS	MIP
20	PETKUS Reinis	25	22	60:00	20	KANEKO Shotaro	14	12	34:07
25	BIKARS Ints				1	FURUKAWA Shun	21	16	25:53

Game Statistics

Team : LAT (red)

Head Coach : BIKARS Gints

No.	Pos.	Name								Shots on Goal					TS	+/-
			G	A	P	PIM	FO+	FO-	FO+/-	FO%	1	2	3	OT		
6	F	APLOKS Olafs	0	0	0	2	7	7	0	50.00	1	2	0		3	0
14	F	SISLANNIKOV S Olegs	0	2	2	0	1	1	0	50.00	2	2	0		4	+1
15	F	DILEVKA Maris +A	1	1	2	4	0	1	-1	0.00	1	4	3		8	+1
16	D	APSITIS Kristis +A	0	0	0	0	0	0	0	0.00	1	0	0		1	0
24	D	MAKAROV S Ilja	0	1	1	2	0	0	0	0.00	1	1	2		4	0
13	F	FREIJS Valters	3	0	3	0	0	0	0	0.00	2	1	1		4	+1
17	F	OGORODNIKOV S Artjoms	0	1	1	0	0	1	-1	0.00	0	0	1		1	+1
19	F	ZOLMANIS Sandis	0	0	0	2	7	5	2	58.33	0	0	0		0	+2
21	D	MINAJEV S Vjaceslavs	0	3	3	0	0	0	0	0.00	1	1	0		2	+2
22	D	MEZULIS Martins	0	0	0	0	0	0	0	0.00	0	0	0		0	+2
4	D	ROSINSKIS Rinalds	0	0	0	0	0	0	0	0.00	0	0	0		0	+1
5	D	BULLITIS Janis +C	0	0	0	0	0	0	0	0.00	0	1	0		1	+1
8	F	MILLERS Kristaps	0	0	0	0	9	5	4	64.29	0	0	0		0	+1
12	F	ZIEMINS Juris	1	0	1	2	1	0	1	100.00	1	0	0		1	+1
18	F	GRINBERGS Sandis	0	1	1	0	0	1	-1	0.00	1	0	0		1	+1
7	D	JANSONS Eduards Hugo	1	0	1	0	0	0	0	0.00	0	0	2		2	+1
9	F	KALVANS Davids	0	0	0	2	0	0	0	0.00	1	0	0		1	+1
10	D	KAMOLINS Edgars	0	0	0	0	0	0	0	0.00	0	1	0		1	+1
11	F	NEKLUDOV S Romans	1	0	1	0	4	2	2	66.67	0	1	0		1	+1
23	F	TAURINS Toms	0	0	0	0	1	6	-5	14.29	0	0	0		0	+1
20	GK	PETKUS Reinis	0	0	0	0					0	0	0		0	
25	GK	BIKARS Ints	0	0	0	0					0	0	0		0	
Total			7	9	16	14	30	29	1	50.85	12	14	9		35	

Team : JPN (white)

Head Coach : YAMAGUCHI Kazuyoshi

No.	Pos.	Name								Shots on Goal					TS	+/-
			G	A	P	PIM	FO+	FO-	FO+/-	FO%	1	2	3	OT		
3	D	MATSUKANE Kenta	0	0	0	0	0	0	0	0.00	0	0	1		1	-1
6	D	WATANABE Akihide	0	0	0	4	0	0	0	0.00	0	0	1		1	-1
11	F	HITOSATO Shigeki +C	0	0	0	0	1	1	0	50.00	1	0	4		5	-1
13	F	MATSUMOTO Kodai	1	1	2	0	2	3	-1	40.00	0	0	1		1	0
16	F	DEGUCHI Keita	0	0	0	0	7	4	3	63.64	0	0	1		1	-1
2	D	KATO Shinnosuke +A	0	0	0	2	0	0	0	0.00	0	0	0		0	-1
4	D	MATSUI Hiroshi	0	1	1	0	0	0	0	0.00	0	1	0		1	-1
10	F	KAWAMURA Kazuki	1	1	2	0	0	0	0	0.00	0	1	1		2	-1
14	F	SUZUKI Kento	0	0	0	0	2	8	-6	20.00	0	0	1		1	-1
24	F	ABE Kai	0	1	1	0	7	6	1	53.85	0	3	0		3	-1
5	D	OHBA Dai	0	0	0	0	0	0	0	0.00	0	0	1		1	-1
8	D	KAWAGUCHI Shunya	0	0	0	0	0	0	0	0.00	0	1	0		1	0
12	F	KATSURAGAWA Ryo	1	0	1	0	0	1	-1	0.00	0	0	1		1	-3
19	F	SHIBATA Tsuguto	0	0	0	2	6	3	3	66.67	0	0	1		1	-1



Head Coach : YAMAGUCHI Kazuyoshi

No.	Pos.	Name	G	A	P	PIM	FO+	FO-	FO+/-	FO%	Shots on Goal					+/-
											1	2	3	OT	TS	
23	F	INUI Junya	0	1	1	0	0	0	0	0.00	0	0	0	0	0	-2
9	D	SATO Souta	0	0	0	0	0	0	0	0.00	0	1	0	1	-2	
15	F	KOIZUMI Tomonari	0	0	0	2	4	2	2	66.67	0	0	1	1	-2	
17	F	FURUKAWA Seiya	0	0	0	2	0	1	-1	0.00	0	0	1	1	0	
18	F	MATSUMOTO Rikiya	0	0	0	0	0	1	-1	0.00	0	0	0	0	0	
22	D	TANAKA Kentaro +A	0	0	0	0	0	0	0	0.00	0	0	2	2	-1	
1	GK	FURUKAWA Shun	0	0	0	0					0	0	0	0		
20	GK	KANEKO Shotaro	0	0	0	0					0	0	0	0		
Total			3	5	8	12	29	30	-1	49.15	1	7	17	25		

Legend:

(G) Goals in tournament	* does not count for Plus/minus	+/- Plus/minus net	+A Assistant captain
+C Captain	A Assists	D Defence	EQ Equal strength
ET/Res Penalty end time/Result of game	F Forward	FO- Face-offs lost	FO% Face-offs won as percentage
FO+ Face-offs won	FO+/- Face-offs net	G Goals	GK Goalkeeper
MIP Minutes in play (GK)	No. Jersey number	OT Overtime	P Points
PIM Penalties in minutes	Pos. Position	PP1 Power play - 1 player	PPG Power play goals
PS Penalty shot	SH1 Shorthanded - 1 player	SHG Shorthanded goals	SOG Shots on goal
SVS Saves	TPP Time on power play	TS Total shots	



Line-Ups

RUS - CAN

Referees

HOLM Back Per Oscar Christoffe (SWE) , MARTIN Lucas Wilcox (USA)

Linesmen

REGEC Tomas (SVK) , RICHARDSON Patrick Ian (USA)

Goalkeepers

Team: RUS

No. Name

31 ANDRIUKHOV Ilia
1 SAMONOV Alexander

Team: CAN

No. Name

1 BAILIE Kevin
31 AUGER Sebastien

Team Line-ups

Team: RUS (red)

No. Pos. Name

21 D	ORLOV Mikhail
98 D	TATALIN Roman
45 F	EFREMOV Vladislav
57 F	EROFEEV Andrei
63 F	PILIPENKO Kirill
13 D	ZABORNIKOV Stanislav +A
24 F	SIROTKIN Nikita
47 F	KIRILLOV Dmitrii +C
52 F	OSIPOV Artem
87 F	TARASOV Aleksandr
44 D	KUDINOV Roman
55 D	REPIN Vladimir
15 F	IVANOV Ivan +A
19 F	ALEKSEEV Andrei
26 F	ILIN Daniil
77 D	KUDRIASHOV Maksim
93 F	SHUTOV Vadim

No. Pos. Name

6 D	LEFEBVRE Martin +A
8 D	BEAUDOIN Charles-David
18 F	DOGGETT Slater Kenneth
23 F	MING Eric
25 F	VAN STRALEN Ryan Mikael Wouter
7 D	CHIARLITTI Nathan +A
24 D	ABRAHAM Spencer John Joesph
15 F	ASSELIN Guillaume
22 F	POMPEI Mathieu
27 F	MCNAMEE Michael Terrence Allan
2 D	BOUTET Etienne
5 D	BASSO Alexander Robert
9 F	WELYCHKA Brett William
13 F	GIROUX Tommy
16 F	MORIN Pierre-Olivier
4 D	MOFFAT Michael
11 F	HINSE Olivier +C
19 F	PEDERSEN Brent
20 F	DUROCHER Corey Raymond
26 F	SIMMONDS Scott David

Team: CAN (white)

Head Coach: KHROMYKH Vladislav

Head Coach: GIBSON Brett

NOT DRESSED:

3 D SHCHERBOV Andrei
7 D KOZLOVSKIY Yury
30 GK BILALOV Timur
73 F SMUROV Sergei

Legend:

D	Defence	F	Forward	No.	Jersey number	Pos.	Position
+A	Assistant captain	+C	Captain				



Game Summary

RUS - CAN 4 - 1 (1 - 0 , 1 - 0 , 2 - 1)

Spectators	Referees	Linesmen
2597	HOLM Back Per Oscar Christoffe (SWE) , MARTIN Lucas Wilcox (USA)	REGEC Tomas (SVK) , RICHARDSON Patrick Ian (USA)

Team Statistics

Period	Score	SVS	SOG	PIM	TPP	PPG	SHG
1	1 : 0	4 : 8	9 : 4	6 : 6	02:37 : 05:40	1 : 0	0 : 0
2	1 : 0	7 : 8	9 : 7	4 : 6	03:53 : 01:59	0 : 0	0 : 0
3	2 : 1	4 : 14	16 : 5	6 : 8	04:00 : 01:51	1 : 0	0 : 0
Total	4 : 1	15 : 30	34 : 16	16 : 20	10:39 : 09:30	2 : 0	0 : 0

1st Period

Action	Time	ET/Res	Team	Type	No.	Name	(G) Name of Assistant(s) / Action Description
GK	00:00		RUS		31	ANDRIUKHOV I	- Goalkeeper in
GK	00:00		CAN		1	BAILIE K	- Goalkeeper in
Penalty	00:26	02:26	RUS	2 min.	13	ZABORNIKOV S	- Interference
Penalty	03:22	04:18	CAN	2 min.	16	MORIN PO	- Charging
Goal	04:18	1 : 0	RUS	PP1	13	ZABORNIKOV S	(4) 87 TARASOV A On Ice RUS 31 13 19 47 52 87 * 47 KIRILLOV D CAN 1 4 8 11 18
Penalty	08:13	10:13	RUS	2 min.	19	ALEKSEEV A	- High Sticking
Penalty	13:30	15:30	CAN	2 min.	26	SIMMONDS SD	- Hooking
Penalty	15:10	17:10	RUS	2 min.	47	KIRILLOV D	- Hooking
Penalty	19:59	21:59	CAN	2 min.	16	MORIN PO	- Tripping

2nd Period

Action	Time	ET/Res	Team	Type	No.	Name	(G) Name of Assistant(s) / Action Description
Goal	26:12	2 : 0	RUS	EQ	52	OSIPOV A	(4) 19 ALEKSEEV A On Ice RUS 31 13 19 52 87 98 13 ZABORNIKOV S CAN 1 4 13 16 23 24
Penalty	33:33	35:33	RUS	2 min.	19	ALEKSEEV A	- Interference
Penalty	35:27	37:27	CAN	2 min.	15	ASSELIN G	- High Sticking
Penalty	39:21	41:21	RUS	2 min.	21	ORLOV M	- Holding an opponent
Penalty	39:26	41:26	CAN	2 min.	5	BASSO AR	- High Sticking
Penalty	39:26	43:26	CAN	2 min.	5	BASSO AR	- High Sticking

3rd Period

Action	Time	ET/Res	Team	Type	No.	Name	(G) Name of Assistant(s) / Action Description
Penalty	43:17	45:17	RUS	2 min.	98	TATALIN R	- Hooking
Penalty	50:39	52:39	CAN	2 min.	15	ASSELIN G	- Roughing
Penalty	50:39	52:39	RUS	2 min.	19	ALEKSEEV A	- Roughing
Penalty	53:18	54:30	CAN	2 min.	4	MOFFAT M	- Delaying the Game
Penalty	53:22	55:22	CAN	2 min.	2	BOUTET E	- Slashing
Goal	54:30	3 : 0	RUS	PP2	57	EROFEEV A	(5) 47 KIRILLOV D On Ice RUS 31 21 45 47 57 63 * 45 EFREMOV V CAN 1 7 8 18
GK	58:07		CAN				1 BAILIE K - Goalkeeper out
Goal	58:33	4 : 0	RUS	EQ	15	IVANOV I	(4) 24 SIROTKIN N On Ice RUS 31 15 24 26 44 55 26 ILIN D CAN 4 9 13 16 24 25
GK	58:33		CAN				1 BAILIE K - Goalkeeper in
Time-out	58:33		RUS				
Goal	59:45	4 : 1	CAN	EQ	15	ASSELIN G	(3) 5 BASSO AR On Ice RUS 31 13 45 57 63 98 CAN 1 4 5 11 15 27
GK	60:00		RUS				31 ANDRIUKHOV I - Goalkeeper out
GK	60:00		CAN				1 BAILIE K - Goalkeeper out
Penalty	60:00	60:00	RUS	2 min.	24	SIROTKIN N	- Roughing
Penalty	60:00	60:00	CAN	2 min.	25	van STRALEN RMW	- Roughing



Goalkeeper Records

Team : RUS - Russian Federation

Team : CAN - Canada

No.	Name	SOG	SVS	MIP
31	ANDRIUKHOV Iliia	16	15	60:00
1	SAMONOV Alexander			

No.	Name	SOG	SVS	MIP
1	BAILIE Kevin	33	30	59:34
31	AUGER Sebastien			

Game Statistics

Team : RUS (red)

Head Coach : KHROMYKH Vladislav

No.	Pos.	Name	G	A	P	PIM	FO+	FO-	FO+/-	FO%	Shots on Goal				TS	+/-
											1	2	3	OT		
21	D	ORLOV Mikhail	0	0	0	2	0	0	0	0.00	0	0	1		1	0
45	F	EFREMOV Vladislav	0	1	1	0	9	6	3	60.00	1	2	0		3	-1
57	F	EROFEEV Andrei	1	0	1	0	1	2	-1	33.33	0	1	3		4	-1
63	F	PILIPENKO Kirill	0	0	0	0	0	0	0	0.00	1	2	1		4	-1
98	D	TATALIN Roman	0	0	0	2	0	0	0	0.00	0	0	2		2	0
13	D	ZABORNIKOV Stanislav +A	1	1	2	2	1	0	1	100.00	1	0	1		2	0
24	F	SIROTKIN Nikita	0	1	1	2	0	0	0	0.00	1	0	0		1	+1
47	F	KIRILLOV Dmitrii +C	0	2	2	2	0	0	0	0.00	1	0	0		1	0
52	F	OSIPOV Artem	1	0	1	0	0	0	0	0.00	1	1	2		4	+1
87	F	TARASOV Aleksandr	0	1	1	0	10	12	-2	45.45	1	0	1		2	+1
15	F	IVANOV Ivan +A	1	0	1	0	0	0	0	0.00	0	1	4		5	+1
19	F	ALEKSEEV Andrei	0	1	1	6	0	2	-2	0.00	0	1	0		1	+1
26	F	ILIN Daniil	0	1	1	0	10	10	0	50.00	0	1	0		1	+1
44	D	KUDINOV Roman	0	0	0	0	0	0	0	0.00	2	0	1		3	+1
55	D	REPIN Vladimir	0	0	0	0	0	0	0	0.00	0	0	0		0	+1
77	D	KUDRIASHOV Maksim	0	0	0	0	0	0	0	0.00	0	0	0		0	0
93	F	SHUTOV Vadim	0	0	0	0	0	0	0	0.00	0	0	0		0	0
1	GK	SAMONOV Alexander	0	0	0	0					0	0	0		0	
31	GK	ANDRIUKHOV Iliia	0	0	0	0					0	0	0		0	
Total			4	8	12	16	31	32	-1	49.21	9	9	16		34	

Team : CAN (white)

Head Coach : GIBSON Brett

No.	Pos.	Name	G	A	P	PIM	FO+	FO-	FO+/-	FO%	Shots on Goal				TS	+/-
											1	2	3	OT		
6	D	LEFEBVRE Martin +A	0	0	0	0	0	0	0	0.00	2	1	0		3	0
8	D	BEAUDOIN Charles-David	0	0	0	0	0	0	0	0.00	0	0	0		0	0
18	F	DOGGETT Slater Kenneth	0	0	0	0	4	14	-10	22.22	0	1	1		2	0
23	F	MING Eric	0	0	0	0	0	0	0	0.00	0	0	1		1	-1
25	F	VAN STRALEN Ryan Mikael Wouter	0	0	0	2	0	1	-1	0.00	0	0	0		0	-1
7	D	CHIARLITTI Nathan +A	0	0	0	0	0	0	0	0.00	0	0	0		0	0
15	F	ASSELIN Guillaume	1	0	1	4	0	0	0	0.00	0	0	1		1	+1
22	F	POMPEI Mathieu	0	0	0	0	2	1	1	66.67	0	0	0		0	0
24	D	ABRAHAM Spencer John Joesph	0	0	0	0	0	0	0	0.00	0	0	1		1	-2
27	F	MCNAMEE Michael Terrence Allan	0	0	0	0	5	3	2	62.50	1	0	0		1	+1
2	D	BOUTET Etienne	0	0	0	2	0	0	0	0.00	0	0	0		0	0
5	D	BASSO Alexander Robert	0	1	1	4	0	0	0	0.00	1	3	0		4	+1
9	F	WELYCHKA Brett William	0	0	0	0	3	1	2	75.00	0	1	0		1	-1
13	F	GIROUX Tommy	0	0	0	0	1	0	1	100.00	0	0	0		0	-2
16	F	MORIN Pierre-Olivier	0	0	0	4	9	6	3	60.00	0	0	0		0	-2
4	D	MOFFAT Michael	0	0	0	2	0	0	0	0.00	0	0	0		0	-1
11	F	HINSE Olivier +C	0	0	0	0	1	0	1	100.00	0	0	1		1	+1
19	F	PEDERSEN Brent	0	0	0	0	0	0	0	0.00	0	0	0		0	0
20	F	DUROCHER Corey Raymond	0	0	0	0	0	1	-1	0.00	0	1	0		1	0
26	F	SIMMONDS Scott David	0	0	0	2	7	4	3	63.64	0	0	0		0	0
1	GK	BAILIE Kevin	0	0	0	0					0	0	0		0	
31	GK	AUGER Sebastien	0	0	0	0					0	0	0		0	
Total			1	1	2	20	32	31	1	50.79	4	7	5		16	



Legend:					
(G) Goals in tournament	*	does not count for Plus/minus	+/-	Plus/minus net	+A Assistant captain
+C Captain	A	Assists	D	Defence	ENG Empty net goal
EQ Equal strength	ET/Res	Penalty end time/Result of game	F	Forward	FO- Face-offs lost
FO% Face-offs won as percentage	FO+	Face-offs won	FO+/-	Face-offs net	G Goals
GK Goalkeeper	MIP	Minutes in play (GK)	No.	Jersey number	OT Overtime
P Points	PIM	Penalties in minutes	Pos.	Position	PP1 Power play - 1 player
PP2 Power play - 2 players	PPG	Power play goals	SHG	Shorthanded goals	SOG Shots on goal
SVS Saves	TPP	Time on power play	TS	Total shots	





Line-Ups

KAZ - CZE

Referees

ROSHCHYN NIKITIN Alexey (ESP) , SNASEL Vladimir (SVK)

Linesmen

HARRINGTON Mike (CAN) , LAKSOLA David Juha (SWE)

Goalkeepers

Team: KAZ

No. Name

20 KUDRYAVTSEV Sergey
1 POLUEKTOV Pavel

Team Line-ups

Team: KAZ (blue)

No. Pos. Name

3 D DULNEV Georgiy
11 D PISSAREV Alexandr
18 F SAVENKOV Konstantin +C
25 F BURDELEV Artem
28 F AKOLZIN Pavel +A4 D IBRAIBEKOV Madiyar +A
22 D STEPANENKO Ivan
10 F MIKHAILIS Nikita
15 F YEVDOKIMOV Yaroslav
29 F GRENTS Dmitriy7 D GREBENCHSHIKOV Vladimir
13 D ZINCHENKO Stanislav
8 F SAVITSKIY Kirill
19 F RAKHMANOV Mikhail
23 F PETROV Anton14 D NUREK Alexandr
9 F SAGADEYEV Anton
12 F ANTSIFEROV Alexey
17 F ASSETOV Alikhan
21 F NIKULIN Vladislav

Head Coach: STARYGIN SERGEY

NOT DRESSED:

30 GK GRYAZNOV Maxim

Team: CZE

No. Name

2 NOVAK Josef
1 BRAZDIL Jaroslav

Team: CZE (white)

No. Pos. Name

4 D STEINER Dominik +C
19 D GUTWALD Michal
8 F MULLER Jan
28 F BALLNER David
30 F ZACHAR David +A3 D SEDLAK Jan
25 D BAIL Marek
9 F STASTNY Tomas
10 F ARNOST Daniel
20 F KAFKA Dominik14 D MATULA Frantisek
16 D KALUZA Marek
5 F NOVAK Dominik
11 F HUCKO Petr +A
17 F KADLEC Jakub12 D SVARICEK Filip
15 D ZBORIL Mikulas
13 F KRPATA Ondrej
27 F BRZOBOHATY Michal

Head Coach: LISKA Jaroslav

NOT DRESSED:

23 F SMRCKA Marek

Legend:

D Defence

F Forward

No. Jersey number

Pos. Position

+A Assistant captain

+C Captain



Game Summary

KAZ - CZE 4 - 1 (1 - 1 , 2 - 0 , 1 - 0)

Spectators	Referees	Linesmen
2625	ROSHCHYN NIKITIN Alexey (ESP) , SNASEL Vladimir (SVK)	HARRINGTON Mike (CAN) , LAKSOLA David Juha (SWE)

Team Statistics

Period	Score	SVS	SOG	PIM	TPP	PPG	SHG
1	1 : 1	11 : 7	8 : 12	4 : 2	02:00 : 04:00	0 : 0	0 : 0
2	2 : 0	3 : 9	11 : 3	0 : 6	05:14 : 00:00	0 : 0	0 : 0
3	1 : 0	5 : 10	11 : 5	2 : 6	04:58 : 00:12	0 : 0	0 : 0
Total	4 : 1	19 : 26	30 : 20	6 : 14	12:12 : 04:12	0 : 0	0 : 0

1st Period

Action	Time	ET/Res	Team	Type	No.	Name	(G)	Name of Assistant(s) / Action Description
GK	00:00		KAZ		20	KUDRYAVTSEV S		- Goalkeeper in
GK	00:00		CZE		2	NOVAK J		- Goalkeeper in
Penalty	01:45	03:45	KAZ	2 min.	7	GREBENCHSHIKOV V		- Interference
Penalty	09:31	11:31	CZE	2 min.	5	NOVAK D		- Interference
Penalty	12:22	14:22	KAZ	2 min.	7	GREBENCHSHIKOV V		- High Sticking
Goal	16:14	0 : 1	CZE	EQ	10	ARNOST D	(4)	9 STASTNY T 20 KAFKA D On Ice KAZ 20 7 8 13 19 23 CZE 2 9 10 14 16 20
Goal	17:40	1 : 1	KAZ	EQ	18	SAVENKOV K	(6)	11 PISSAREV A On Ice KAZ 20 3 11 18 25 28 CZE 2 4 8 19 28 30

2nd Period

Action	Time	ET/Res	Team	Type	No.	Name	(G)	Name of Assistant(s) / Action Description
Penalty	22:57	24:57	CZE	2 min.	8	MULLER J		- Boarding
Penalty	27:11	29:11	CZE	2 min.	28	BALLNER D		- Boarding
Goal	30:59	2 : 1	KAZ	EQ	29	GRENTS D	(5)	10 MIKHAILIS N 4 IBRAIBEKOV M On Ice KAZ 20 4 10 15 22 29 CZE 2 9 10 12 20 25
Goal	31:43	3 : 1	KAZ	EQ	28	AKOLZIN P	(1)	18 SAVENKOV K On Ice KAZ 20 3 11 18 25 28 CZE 2 3 11 14 16 17
Penalty	38:46	40:46	CZE	2 min.	-	Team penalty		- Too Many Men / Served by: 27 BRZOBOHATY M

3rd Period

Action	Time	ET/Res	Team	Type	No.	Name	(G)	Name of Assistant(s) / Action Description
Goal	42:40	4 : 1	KAZ	EQ	12	ANTSIFEROV A	(3)	17 ASSETOV A 9 SAGADEYEV A On Ice KAZ 20 4 9 12 17 22 CZE 2 8 11 13 14 28
Penalty	47:00	49:00	KAZ	2 min.	11	PISSAREV A		- Elbowing
Penalty	47:12	49:12	CZE	2 min.	9	STASTNY T		- Tripping
Penalty	50:13	52:13	CZE	2 min.	5	NOVAK D		- Tripping
Penalty	56:13	58:13	CZE	2 min.	17	KADLEC J		- Hooking
GK	60:00		KAZ					20 KUDRYAVTSEV S - Goalkeeper out
GK	60:00		CZE					2 NOVAK J - Goalkeeper out

Goalkeeper Records

Team : KAZ - Kazakhstan

No.	Name	SOG	SVS	MIP
20	KUDRYAVTSEV Sergey	20	19	60:00
1	POLUEKTOV Pavel			

Team : CZE - Czech Republic

No.	Name	SOG	SVS	MIP
2	NOVAK Josef	30	26	60:00
1	BRAZDIL Jaroslav			

Game Statistics

Team : KAZ (blue)



Head Coach : STARYGIN SERGEY

No.	Pos.	Name	G	A	P	PIM	FO+	FO-	FO+/-	FO%	Shots on Goal				TS	+/-
											1	2	3	OT		
3	D	DULNEV Georgiy	0	0	0	0	0	0	0	0.00	0	3	0		3	+2
11	D	PISSAREV Alexandr	0	1	1	2	0	0	0	0.00	1	0	0		1	+2
18	F	SAVENKOV Konstantin +C	1	1	2	0	11	8	3	57.89	1	0	1		2	+2
25	F	BURDELEV Artem	0	0	0	0	0	0	0	0.00	1	0	1		2	+2
28	F	AKOLZIN Pavel +A	1	0	1	0	0	0	0	0.00	0	2	0		2	+2
4	D	IBRAIBEKOV Madiyar +A	0	1	1	0	0	0	0	0.00	0	0	2		2	+2
10	F	MIKHAILIS Nikita	0	1	1	0	0	0	0	0.00	2	0	1		3	+1
15	F	YEVDOKIMOV Yaroslav	0	0	0	0	1	0	1	100.00	1	0	1		2	+1
22	D	STEPANENKO Ivan	0	0	0	0	0	0	0	0.00	0	0	1		1	+2
29	F	GRENTS Dmitriy	1	0	1	0	13	4	9	76.47	0	2	0		2	+1
7	D	GREBENCHSHIKOV Vladimir	0	0	0	4	0	0	0	0.00	0	0	0		0	-1
8	F	SAVITSKIY Kirill	0	0	0	0	4	1	3	80.00	0	0	0		0	-1
13	D	ZINCHENKO Stanislav	0	0	0	0	0	0	0	0.00	0	0	1		1	-1
19	F	RAKHMANOV Mikhail	0	0	0	0	0	1	-1	0.00	0	1	0		1	-1
23	F	PETROV Anton	0	0	0	0	7	5	2	58.33	1	1	0		2	-1
9	F	SAGADEYEV Anton	0	1	1	0	5	4	1	55.56	0	0	0		0	+1
12	F	ANTSIFEROV Alexey	1	0	1	0	2	1	1	66.67	1	0	1		2	+1
14	D	NUREK Alexandr	0	0	0	0	0	0	0	0.00	0	0	0		0	0
17	F	ASSETOV Alikhan	0	1	1	0	0	0	0	0.00	0	1	1		2	+1
21	F	NIKULIN Vladislav	0	0	0	0	0	0	0	0.00	0	1	1		2	0
1	GK	POLUEKTOV Pavel	0	0	0	0					0	0	0		0	
20	GK	KUDRYAVTSEV Sergey	0	0	0	0					0	0	0		0	
Total			4	6	10	6	43	24	19	64.18	8	11	11		30	

Team : CZE (white)

Head Coach : LISKA Jaroslav

No.	Pos.	Name	G	A	P	PIM	FO+	FO-	FO+/-	FO%	Shots on Goal				TS	+/-
											1	2	3	OT		
4	D	STEINER Dominik +C	0	0	0	0	0	0	0	0.00	1	0	0		1	-1
8	F	MULLER Jan	0	0	0	2	1	4	-3	20.00	3	0	0		3	-2
19	D	GUTWALD Michal	0	0	0	0	0	0	0	0.00	0	0	0		0	-1
28	F	BALLNER David	0	0	0	2	0	0	0	0.00	1	1	0		2	-2
30	F	ZACHAR David +A	0	0	0	0	7	9	-2	43.75	0	0	2		2	-1
3	D	SEDLAK Jan	0	0	0	0	0	0	0	0.00	0	0	0		0	-1
9	F	STASTNY Tomas	0	1	1	2	1	0	1	100.00	0	0	0		0	0
10	F	ARNOST Daniel	1	0	1	0	6	12	-6	33.33	2	0	0		2	0
20	F	KAFKA Dominik	0	1	1	0	0	2	-2	0.00	1	0	0		1	0
25	D	BAIL Marek	0	0	0	0	0	0	0	0.00	1	0	0		1	-1
5	F	NOVAK Dominik	0	0	0	4	0	1	-1	0.00	0	0	0		0	0
11	F	HUCKO Petr +A	0	0	0	0	2	2	0	50.00	2	0	0		2	-2
14	D	MATULA Frantisek	0	0	0	0	0	0	0	0.00	0	1	0		1	-1
16	D	KALUZA Marek	0	0	0	0	0	1	-1	0.00	0	0	2		2	0
17	F	KADLEC Jakub	0	0	0	2	5	7	-2	41.67	0	0	0		0	-1
12	D	SVARICEK Filip	0	0	0	0	0	0	0	0.00	1	0	1		2	-1
13	F	KRPATA Ondrej	0	0	0	0	1	2	-1	33.33	0	0	0		0	-1
15	D	ZBORIL Mikulas	0	0	0	0	0	0	0	0.00	0	1	0		1	0
27	F	BRZOBOHATY Michal	0	0	0	0	1	3	-2	25.00	0	0	0		0	0
1	GK	BRAZDIL Jaroslav	0	0	0	0					0	0	0		0	
2	GK	NOVAK Josef	0	0	0	0					0	0	0		0	
Total			1	2	3	12	24	43	-19	35.82	12	3	5		20	



Legend:							
(G)	Goals in tournament	+/-	Plus/minus net	+A	Assistant captain	+C	Captain
A	Assists	D	Defence	EQ	Equal strength	ET/Res	Penalty end time/Result of game
F	Forward	FO-	Face-offs lost	FO%	Face-offs won as percentage	FO+	Face-offs won
FO+/-	Face-offs net	G	Goals	GK	Goalkeeper	MIP	Minutes in play (GK)
No.	Jersey number	OT	Overtime	P	Points	PIM	Penalties in minutes
Pos.	Position	PPG	Power play goals	SHG	Shorthanded goals	SOG	Shots on goal
SVS	Saves	TPP	Time on power play	TS	Total shots		





Line-Ups

RUS - JPN

Referees

SNASEL Vladimir (SVK) , SUBBOTIN Arkadiy (KAZ)

Linesmen

REGEC Tomas (SVK) , ZIKA Michal (CZE)

Goalkeepers

Team: RUS

No. Name

31 ANDRIUKHOV Ilia
1 SAMONOV Alexander

Team Line-ups

Team: RUS (red)

No. Pos. Name

13	D	ZABORNIKOV Stanislav +A
77	D	KUDRIASHOV Maksim
15	F	IVANOV Ivan +A
47	F	KIRILLOV Dmitrii +C
93	F	SHUTOV Vadim
21	D	ORLOV Mikhail
98	D	TATALIN Roman
45	F	EFREMOV Vladislav
57	F	EROFEEV Andrei
63	F	PILIPENKO Kirill
44	D	KUDINOV Roman
55	D	REPIN Vladimir
24	F	SIROTKIN Nikita
26	F	ILIN Daniil
19	F	ALEKSEEV Andrei
52	F	OSIPOV Artem
87	F	TARASOV Aleksandr

Head Coach: KHROMYKH Vladislav

NOT DRESSED:

3 D SHCHERBOV Andrei
7 D KOZLOVSKIY Yury
30 GK BILALOV Timur
73 F SMUROV Sergei

Team: JPN

No. Name

20 KANEKO Shotaro
1 FURUKAWA Shun

Team: JPN (white)

No. Pos. Name

3	D	MATSUKANE Kenta
6	D	WATANABE Akihide
11	F	HITOSATO Shigeki +C
13	F	MATSUMOTO Kodai
16	F	DEGUCHI Keita
2	D	KATO Shinnosuke
4	D	MATSUI Hiroshi
10	F	KAWAMURA Kazuki
14	F	SUZUKI Kento +A
24	F	ABE Kai
8	D	KAWAGUCHI Shunya
22	D	TANAKA Kentaro +A
17	F	FURUKAWA Seiya
19	F	SHIBATA Tsuguto
23	F	INUI Junya
5	D	OHBA Dai
9	D	SATO Souta
12	F	KATSURAGAWA Ryo
15	F	KOIZUMI Tomonari
18	F	MATSUMOTO Rikiya

Head Coach: YAMAGUCHI Kazuyoshi

NOT DRESSED:

25 GK NUMATA Tomoya

Legend:

D	Defence	F	Forward	No.	Jersey number	Pos.	Position
+A	Assistant captain	+C	Captain				



Game Summary

RUS - JPN 9 - 2 (1 - 0 , 3 - 2 , 5 - 0)

Spectators	Referees	Linesmen
2764	SNASEL Vladimir (SVK) , SUBBOTIN Arkadiy (KAZ)	REGEC Tomas (SVK) , ZIKA Michal (CZE)

Team Statistics

Period	Score	SVS	SOG	PIM	TPP	PPG	SHG
1	1 : 0	2 : 24	25 : 2	2 : 6	04:28 : 00:28	0 : 0	0 : 0
2	3 : 2	5 : 12	15 : 7	8 : 8	03:35 : 04:41	2 : 1	0 : 0
3	5 : 0	4 : 16	21 : 4	20 : 6	02:29 : 05:40	2 : 0	0 : 0
Total	9 : 2	11 : 52	61 : 13	30 : 20	10:32 : 10:49	4 : 1	0 : 0

1st Period

Action	Time	ET/Res	Team	Type	No.	Name	(G) Name of Assistant(s) / Action Description
GK	00:00		RUS		31	ANDRIUKHOV I	- Goalkeeper in
GK	00:00		JPN		20	KANEKO S	- Goalkeeper in
Penalty	01:48	03:48	JPN	2 min.	24	ABE K	- High Sticking
Penalty	01:48	05:48	JPN	2 min.	24	ABE K	- High Sticking
Penalty	14:29	16:29	RUS	2 min.	21	ORLOV M	- Tripping
Penalty	14:57	16:57	JPN	2 min.	6	WATANABE A	- High Sticking
Goal	19:14	1 : 0	RUS	EQ	57	EROFEEV A	(3) 45 EFREMOV V 63 PILIPENKO K On Ice RUS 31 13 45 57 63 77 JPN 20 6 10 14 22 24

2nd Period

Action	Time	ET/Res	Team	Type	No.	Name	(G) Name of Assistant(s) / Action Description
Penalty	21:36	23:36	JPN	2 min.	14	SUZUKI K	- Tripping
Penalty	23:52	24:52	JPN	2 min.	13	MATSUMOTO K	- Holding the Stick
Goal	24:52	2 : 0	RUS	PP1	57	EROFEEV A	(4) 98 TATALIN R 45 EFREMOV V On Ice RUS 31 21 24 45 57 98 * JPN 20 2 14 15 22
Penalty	27:19	29:19	RUS	2 min.	93	SHUTOV V	- Slashing
Penalty	28:42	30:00	RUS	2 min.	98	TATALIN R	- Holding an opponent
Goal	30:00	2 : 1	JPN	PP1	4	MATSUI H	(1) 16 DEGUCHI K 12 KATSURAGAWA R On Ice RUS 31 19 21 77 87 * JPN 20 2 4 12 16 17
Penalty	32:07	34:07	JPN	2 min.	6	WATANABE A	- Tripping
Penalty	32:07	34:07	RUS	2 min.	15	IVANOV I	- Tripping
Penalty	32:26		RUS	PS	13	ZABORNIKOV S	- Hooking
Goal	32:26	2 : 2	JPN	PS	11	HITOSATO S	(3) On Ice RUS 31 JPN 11
Penalty	33:30	34:05	JPN	2 min.	19	SHIBATA T	- Hooking
Goal	34:05	3 : 2	RUS	PP1	13	ZABORNIKOV S	(2) 47 KIRILLOV D 19 ALEKSEEV A On Ice RUS 31 13 19 47 87 * JPN 20 2 3 14
Goal	34:30	4 : 2	RUS	EQ	44	KUDINOV R	(2) 26 ILIN D 24 SIROTKIN N On Ice RUS 31 15 24 26 44 55 JPN 20 4 8 10 14 24
Penalty	36:40	38:40	RUS	2 min.	15	IVANOV I	- Interference

3rd Period

Action	Time	ET/Res	Team	Type	No.	Name	(G) Name of Assistant(s) / Action Description
Penalty	40:58	42:58	RUS	2 min.	52	OSIPOV A	- Interference
Penalty	44:23	45:30	JPN	2 min.	9	SATO S	- Throwing a Stick or any Object
Goal	45:30	5 : 2	RUS	PP1	13	ZABORNIKOV S	(3) 47 KIRILLOV D 19 ALEKSEEV A On Ice RUS 31 13 19 47 52 57 * JPN 20 2 4 11 14
Penalty	46:57	48:57	RUS	2 min.	98	TATALIN R	- Slashing
Penalty	47:22	49:22	RUS	2 min.	13	ZABORNIKOV S	- Tripping
Penalty	51:51	53:51	RUS	2 min.	55	REPIN V	- Holding an opponent
Penalty	52:23	54:23	JPN	2 min.	24	ABE K	- Holding the Stick
Goal	52:33	6 : 2	RUS	EQ	47	KIRILLOV D	(4) 63 PILIPENKO K 13 ZABORNIKOV S On Ice RUS 31 13 45 47 63 JPN 20 3 6 11 16



Action	Time	ET/Res	Team	Type	No.	Name	(G)	Name of Assistant(s) / Action Description
Goal	53:11	7 : 2	RUS	EQ	52	OSIPOV A	(3)	47 KIRILLOV D On Ice RUS 31 19 21 47 52 19 ALEKSEEV A JPN 20 4 14 15 22
Penalty	56:15	57:05	JPN	2 min.	17	FURUKAWA S		- Tripping
Goal	57:05	8 : 2	RUS	PP1	63	PILIPENKO K	(3)	45 EFREMOV V On Ice RUS 31 21 45 57 63 98 JPN 20 2 4 10 24 *
Goal	58:22	9 : 2	RUS	EQ	15	IVANOV I	(3)	26 ILIN D On Ice RUS 31 15 21 24 26 98 24 SIROTKIN N JPN 20 8 12 17 19 22
Penalty	59:17	60:00	RUS	2 min.	98	TATALIN R		- Hooking / Served by: 19 ALEKSEEV A
Penalty	59:17	60:00	RUS	10 min.	98	TATALIN R		- Unsportsmanlike Conduct / start serving at 60:00
GK	60:00		RUS					31 ANDRIUKHOV I - Goalkeeper out
GK	60:00		JPN					20 KANEKO S - Goalkeeper out

Goalkeeper Records

Team : RUS - Russian Federation

Team : JPN - Japan

No.	Name	SOG	SVS	MIP
31	ANDRIUKHOV Iliia	13	11	60:00
1	SAMONOV Alexander			

No.	Name	SOG	SVS	MIP
20	KANEKO Shotaro	61	52	60:00
1	FURUKAWA Shun			

Game Statistics

Team : RUS (red)

Head Coach : KHROMYKH Vladislav

No.	Pos.	Name	G	A	P	PIM	FO+	FO-	FO+/-	FO%	Shots on Goal				TS	+/-
											1	2	3	OT		
13	D	ZABORNIKOV Stanislav +A	2	1	3	2	0	0	0	0.00	1	3	2		6	+2
15	F	IVANOV Ivan +A	1	0	1	4	0	1	-1	0.00	2	0	4		6	+2
47	F	KIRILLOV Dmitrii +C	1	3	4	0	3	2	1	60.00	2	0	2		4	+2
77	D	KUDRIASHOV Maksim	0	0	0	0	0	0	0	0.00	0	0	0		0	+1
93	F	SHUTOV Vadim	0	0	0	2	0	1	-1	0.00	2	0	0		2	0
21	D	ORLOV Mikhail	0	0	0	2	0	0	0	0.00	3	1	0		4	+2
45	F	EFREMOV Vladislav	0	3	3	0	7	11	-4	38.89	1	1	1		3	+2
57	F	EROFEEV Andrei	2	0	2	0	0	1	-1	0.00	4	2	1		7	+1
63	F	PILIPENKO Kirill	1	2	3	0	1	0	1	100.00	2	0	4		6	+2
98	D	TATALIN Roman	0	1	1	16	0	0	0	0.00	0	0	0		0	+1
24	F	SIROTKIN Nikita	0	2	2	0	1	0	1	100.00	2	1	0		3	+2
26	F	ILIN Daniil	0	2	2	0	18	3	15	85.71	0	0	1		1	+2
44	D	KUDINOV Roman	1	0	1	0	0	0	0	0.00	0	3	0		3	+1
55	D	REPIN Vladimir	0	0	0	2	0	0	0	0.00	2	0	0		2	+1
19	F	ALEKSEEV Andrei	0	3	3	0	0	0	0	0.00	2	0	2		4	+1
52	F	OSIPOV Artem	1	0	1	2	0	1	-1	0.00	1	1	4		6	+1
87	F	TARASOV Aleksandr	0	0	0	0	18	4	14	81.82	1	3	0		4	0
1	GK	SAMONOV Alexander	0	0	0	0					0	0	0		0	
31	GK	ANDRIUKHOV Iliia	0	0	0	0					0	0	0		0	
Total			9	17	26	30	48	24	24	66.67	25	15	21		61	

Team : JPN (white)

Head Coach : YAMAGUCHI Kazuyoshi

No.	Pos.	Name	G	A	P	PIM	FO+	FO-	FO+/-	FO%	Shots on Goal				TS	+/-
											1	2	3	OT		
3	D	MATSUKANE Kenta	0	0	0	0	0	0	0	0.00	0	0	0		0	-1
6	D	WATANABE Akihide	0	0	0	4	0	0	0	0.00	0	0	0		0	-2
11	F	HITOSATO Shigeki +C	1	0	1	0	0	1	-1	0.00	0	3	0		3	-1
13	F	MATSUMOTO Kodai	0	0	0	2	1	4	-3	20.00	0	0	0		0	0
16	F	DEGUCHI Keita	0	1	1	0	7	15	-8	31.82	0	0	0		0	-1
2	D	KATO Shinnosuke	0	0	0	0	0	0	0	0.00	0	1	0		1	0
4	D	MATSUI Hiroshi	1	0	1	0	0	0	0	0.00	0	2	2		4	-2
10	F	KAWAMURA Kazuki	0	0	0	0	0	0	0	0.00	0	1	0		1	-2
14	F	SUZUKI Kento +A	0	0	0	2	3	7	-4	30.00	1	0	1		2	-3
24	F	ABE Kai	0	0	0	6	5	10	-5	33.33	0	0	0		0	-2



Head Coach : YAMAGUCHI Kazuyoshi

No.	Pos.	Name	G	A	P	PIM	FO+	FO-	FO+/-	FO%	Shots on Goal					+/-
											1	2	3	OT	TS	
8	D	KAWAGUCHI Shunya	0	0	0	0	0	0	0	0.00	0	0	0	0	0	-2
17	F	FURUKAWA Seiya	0	0	0	2	0	0	0	0.00	1	0	0	1	0	-1
19	F	SHIBATA Tsuguto	0	0	0	2	4	5	-1	44.44	0	0	0	0	0	-1
22	D	TANAKA Kentaro +A	0	0	0	0	0	0	0	0.00	0	0	0	0	0	-3
23	F	INUI Junya	0	0	0	0	0	0	0	0.00	0	0	0	0	0	
5	D	OHBA Dai	0	0	0	0	0	0	0	0.00	0	0	0	0	0	
9	D	SATO Souta	0	0	0	2	0	0	0	0.00	0	0	0	0	0	
12	F	KATSURAGAWA Ryo	0	1	1	0	0	0	0	0.00	0	0	1	1	-1	
15	F	KOIZUMI Tomonari	0	0	0	0	4	6	-2	40.00	0	0	0	0	-1	
18	F	MATSUMOTO Rikiya	0	0	0	0	0	0	0	0.00	0	0	0	0	0	
1	GK	FURUKAWA Shun	0	0	0	0					0	0	0	0		
20	GK	KANEKO Shotaro	0	0	0	0					0	0	0	0		
Total			2	2	4	20	24	48	-24	33.33	2	7	4	13		

Legend:

(G) Goals in tournament	* does not count for Plus/minus	+/- Plus/minus net	+A Assistant captain
+C Captain	A Assists	D Defence	EQ Equal strength
ET/Res Penalty end time/Result of game	F Forward	FO- Face-offs lost	FO% Face-offs won as percentage
FO+ Face-offs won	FO+/- Face-offs net	G Goals	GK Goalkeeper
MIP Minutes in play (GK)	No. Jersey number	OT Overtime	P Points
PIM Penalties in minutes	Pos. Position	PP1 Power play - 1 player	PPG Power play goals
PS Penalty shot	SHG Shorthanded goals	SOG Shots on goal	SVS Saves
TPP Time on power play	TS Total shots		



Line-Ups

CAN - LAT

Referees

PERSSON Christian Bo (SWE) , ROSHCHYN NIKITIN Alexey (ESP)

Linesmen

RICHARDSON Patrick Ian (USA) , YEFREMOV Vladimir (KAZ)

Goalkeepers

Team: CAN

No. Name

1 BAILIE Kevin
31 AUGER Sebastien

Team Line-ups

Team: CAN (red)

No. Pos. Name

6 D	LEFEBVRE Martin	+A
8 D	BEAUDOIN Charles-David	
18 F	DOGGETT Slater	Kenneth
23 F	MING Eric	
25 F	VAN STRALEN Ryan	Mikael Wouter
7 D	CHIARLITTI Nathan	+A
24 D	ABRAHAM Spencer	John Joesph
9 F	WELYCHKA Brett	William
13 F	GIROUX Tommy	
16 F	MORIN Pierre-Olivier	
2 D	BOUTET Etienne	
5 D	BASSO Alexander	Robert
19 F	PEDERSEN Brent	
20 F	DUROCHER Corey	Raymond
26 F	SIMMONDS Scott	David
4 D	MOFFAT Michael	
11 F	HINSE Olivier	+C
15 F	ASSELIN Guillaume	
22 F	POMPEI Mathieu	
27 F	MCMAMEE Michael	Terrence Allan

Head Coach: GIBSON Brett

Team: LAT

No. Name

25 BIKARS Ints
20 PETKUS Reinis

Team: LAT (white)

No. Pos. Name

16 D	APSITIS Kristis	+A
24 D	MAKAROVIS Ilja	
6 F	APLOKS Olafs	
14 F	SISLANNIKOVIS Olegs	
15 F	DILEVKA Maris	+A
2 D	MINAJEVIS Vjaceslavs	
22 D	MEZULIS Martins	
12 F	ZIEMINS Juris	
13 F	FREIJS Valters	
19 F	ZOLMANIS Sandis	
3 D	BULLITIS Janis	+C
4 D	ROSINSKIS Rinalds	
8 F	MILLERS Kristaps	
17 F	OGORODNIKOVIS Artjoms	
18 F	GRINBERGS Sandis	
7 D	JANSONS Eduards	Hugo
10 D	KAMOLINS Edgars	
9 F	KALVANS Davids	
11 F	NEKLUDOVS Romans	
23 F	TAURINS Toms	

Head Coach: BIKARS Gints

Legend:

D	Defence	F	Forward	No.	Jersey number	Pos.	Position
+A	Assistant captain	+C	Captain				



Game Summary

CAN - LAT 5 - 2 (2 - 0 , 1 - 2 , 2 - 0)

Spectators	Referees	Linesmen
2867	PERSSON Christian Bo (SWE) , ROSHCYHN NIKITIN Alexey (ESP)	RICHARDSON Patrick Ian (USA) , YEFREMOV Vladimir (KAZ)

Team Statistics

Period	Score	SVS	SOG	PIM	TPP	PPG	SHG
1	2 : 0	4 : 12	14 : 4	4 : 4	03:03 : 02:54	0 : 0	0 : 0
2	1 : 2	12 : 10	11 : 14	2 : 0	00:00 : 02:09	0 : 0	0 : 0
3	2 : 0	5 : 11	13 : 5	8 : 6	02:12 : 05:55	1 : 0	0 : 0
Total	5 : 2	21 : 33	38 : 23	14 : 10	05:15 : 10:58	1 : 0	0 : 0

1st Period

Action	Time	ET/Res	Team	Type	No.	Name	(G)	Name of Assistant(s) / Action Description
GK	00:00		CAN		1	BAILIE K		- Goalkeeper in
GK	00:00		LAT		25	BIKARS I		- Goalkeeper in
Goal	07:29	1 : 0	CAN	EQ	16	MORIN PO	(5)	5 BASSO AR On Ice CAN 1 2 5 9 13 16 13 GIROUX T LAT 25 3 4 12 13 19
Penalty	09:03	11:03	LAT	2 min.	25	BIKARS I		- Goalkeeper Penalties / Served by: 15 DILEVKA M
Penalty	11:49	13:49	CAN	2 min.	4	MOFFAT M		- Tripping
Penalty	17:06	19:06	LAT	2 min.	3	BULLITIS J		- High Sticking
Penalty	18:09	20:09	CAN	2 min.	16	MORIN PO		- Slashing
Goal	18:29	2 : 0	CAN	EQ	20	DUROCHER CR	(2)	26 SIMMONDS SD On Ice CAN 1 5 20 24 26 5 BASSO AR LAT 25 7 10 11 23

2nd Period

Action	Time	ET/Res	Team	Type	No.	Name	(G)	Name of Assistant(s) / Action Description
Goal	30:12	2 : 1	LAT	EQ	14	SISLANNIKOV S O	(3)	15 DILEVKA M On Ice CAN 1 7 13 18 23 24 LAT 25 2 6 14 15 22
Penalty	33:38	35:38	CAN	2 min.	20	DUROCHER CR		- Charging
Goal	38:52	2 : 2	LAT	EQ	6	APLOKS O	(3)	14 SISLANNIKOV S O On Ice CAN 1 2 5 9 13 16 LAT 25 6 14 15 16 24
Goal	39:51	3 : 2	CAN	EQ	27	McNAMEE MTA	(2)	On Ice CAN 1 6 8 15 22 27 LAT 25 3 4 13 17 19

3rd Period

Action	Time	ET/Res	Team	Type	No.	Name	(G)	Name of Assistant(s) / Action Description
Penalty	40:35	42:35	CAN	2 min.	9	WELYCHKA BW		- Tripping
Penalty	42:25	44:25	CAN	2 min.	2	BOUTET E		- High Sticking
Penalty	47:52	49:52	LAT	2 min.	2	MINAJEV S V		- Interference
Penalty	48:43	49:59	LAT	2 min.	18	GRINBERG S S		- Boarding
Goal	49:59	4 : 2	CAN	PP1	18	DOGGETT SK	(2)	24 ABRAHAM SJJ On Ice CAN 1 5 15 18 22 24 15 ASSELIN G LAT 25 2 3 4 11
Penalty	50:09	52:09	CAN	2 min.	20	DUROCHER CR		- Closing hand on puck
Time-out	55:42		LAT					
Penalty	57:01	59:01	CAN	2 min.	20	DUROCHER CR		- Delaying the Game
Penalty	57:06	59:06	LAT	2 min.	15	DILEVKA M		- Slashing
Goal	57:13	5 : 2	CAN	EQ	27	McNAMEE MTA	(3)	8 BEAUDOIN CD On Ice CAN 1 6 8 22 27 6 LEFEBVRE M LAT 25 2 3 13 19
GK	60:00		CAN					1 BAILIE K - Goalkeeper out
GK	60:00		LAT					25 BIKARS I - Goalkeeper out

Goalkeeper Records

Team : CAN - Canada

No.	Name	SOG	SVS	MIP
1	BAILIE Kevin	23	21	60:00
31	AUGER Sebastien			

Team : LAT - Latvia

No.	Name	SOG	SVS	MIP
25	BIKARS Ints	38	33	60:00
20	PETKUS Reinis			



Game Statistics

Team : CAN (red)

Head Coach : GIBSON Brett

No.	Pos.	Name	G	A	P	PIM	FO+	FO-	FO+/-	FO%	Shots on Goal					+/-
											1	2	3	OT	TS	
6	D	LEFEBVRE Martin +A	0	1	1	0	0	0	0	0.00	0	1	2		3	+2
8	D	BEAUDOIN Charles-David	0	1	1	0	0	0	0	0.00	1	2	2		5	+2
18	F	DOGGETT Slater Kenneth	1	0	1	0	7	6	1	53.85	0	0	2		2	-1
23	F	MING Eric	0	0	0	0	0	0	0	0.00	0	0	1		1	-1
25	F	VAN STRALEN Ryan Mikael Wouter	0	0	0	0	0	0	0	0.00	0	0	0		0	0
7	D	CHIARLITTI Nathan +A	0	0	0	0	0	0	0	0.00	0	0	0		0	-1
9	F	WELYCHKA Brett William	0	0	0	2	2	1	1	66.67	1	1	0		2	0
13	F	GIROUX Tommy	0	1	1	0	0	1	-1	0.00	0	0	0		0	-1
16	F	MORIN Pierre-Olivier	1	0	1	2	13	2	11	86.67	3	1	1		5	0
24	D	ABRAHAM Spencer John Joesph	0	1	1	0	0	0	0	0.00	1	2	1		4	0
2	D	BOUTET Etienne	0	0	0	2	0	0	0	0.00	0	0	0		0	0
5	D	BASSO Alexander Robert	0	2	2	0	0	0	0	0.00	1	0	1		2	+1
19	F	PEDERSEN Brent	0	0	0	0	0	0	0	0.00	0	0	0		0	0
20	F	DUROCHER Corey Raymond	1	0	1	6	0	0	0	0.00	1	0	0		1	+1
26	F	SIMMONDS Scott David	0	1	1	0	14	6	8	70.00	1	1	0		2	+1
4	D	MOFFAT Michael	0	0	0	2	0	0	0	0.00	0	0	0		0	0
11	F	HINSE Olivier +C	0	0	0	0	0	3	-3	0.00	2	0	0		2	0
15	F	ASSELIN Guillaume	0	1	1	0	0	0	0	0.00	1	2	0		3	+1
22	F	POMPEI Mathieu	0	0	0	0	6	0	6	100.00	2	0	2		4	+2
27	F	MCNAMEE Michael Terrence Allan	2	0	2	0	3	2	1	60.00	0	1	1		2	+2
1	GK	BAILIE Kevin	0	0	0	0					0	0	0		0	
31	GK	AUGER Sebastien	0	0	0	0					0	0	0		0	
Total			5	8	13	14	45	21	24	68.18	14	11	13		38	

Team : LAT (white)

Head Coach : BIKARS Gints

No.	Pos.	Name	G	A	P	PIM	FO+	FO-	FO+/-	FO%	Shots on Goal					+/-
											1	2	3	OT	TS	
6	F	APLOKS Olafs	1	0	1	0	7	9	-2	43.75	0	2	0		2	+2
14	F	SISLANNIKOV Olegs	1	1	2	0	0	1	-1	0.00	0	2	0		2	+2
15	F	DILEVKA Maris +A	0	1	1	2	1	0	1	100.00	2	0	2		4	+2
16	D	APSITIS Kristis +A	0	0	0	0	0	0	0	0.00	1	2	0		3	+1
24	D	MAKAROV Ilja	0	0	0	0	0	0	0	0.00	1	0	0		1	+1
2	D	MINAJEV Vjaceslavs	0	0	0	2	0	0	0	0.00	0	0	0		0	0
12	F	ZIEMINS Juris	0	0	0	0	1	1	0	50.00	0	1	0		1	-1
13	F	FREIJS Valters	0	0	0	0	0	0	0	0.00	0	1	1		2	-3
19	F	ZOLMANIS Sandis	0	0	0	0	5	10	-5	33.33	0	0	1		1	-3
22	D	MEZULIS Martins	0	0	0	0	0	0	0	0.00	0	0	0		0	+1
3	D	BULLITIS Janis +C	0	0	0	2	0	0	0	0.00	0	0	0		0	-3
4	D	ROSINSKIS Rinalds	0	0	0	0	0	0	0	0.00	0	0	1		1	-2
8	F	MILLERS Kristaps	0	0	0	0	6	13	-7	31.58	0	0	0		0	0
17	F	OGORODNIKOV Artjoms	0	0	0	0	0	1	-1	0.00	0	2	0		2	-1
18	F	GRINBERGS Sandis	0	0	0	2	0	0	0	0.00	0	1	0		1	0
7	D	JANSONS Eduards Hugo	0	0	0	0	0	0	0	0.00	0	1	0		1	-1
9	F	KALVANS Davids	0	0	0	0	0	0	0	0.00	0	0	0		0	0
10	D	KAMOLINS Edgars	0	0	0	0	0	0	0	0.00	0	1	0		1	-1
11	F	NEKLUDOV Romans	0	0	0	0	1	9	-8	10.00	0	1	0		1	-1
23	F	TAURINS Toms	0	0	0	0	0	1	-1	0.00	0	0	0		0	-1
20	GK	PETKUS Reinis	0	0	0	0					0	0	0		0	
25	GK	BIKARS Ints	0	0	0	2					0	0	0		0	
Total			2	2	4	10	21	45	-24	31.82	4	14	5		23	



Legend:							
(G)	Goals in tournament	*	does not count for Plus/minus	+/-	Plus/minus net	+A	Assistant captain
+C	Captain	A	Assists	D	Defence	EQ	Equal strength
ET/Res	Penalty end time/Result of game	F	Forward	FO-	Face-offs lost	FO%	Face-offs won as percentage
FO+	Face-offs won	FO+/-	Face-offs net	G	Goals	GK	Goalkeeper
MIP	Minutes in play (GK)	No.	Jersey number	OT	Overtime	P	Points
PIM	Penalties in minutes	Pos.	Position	PP1	Power play - 1 player	PPG	Power play goals
SHG	Shorthanded goals	SOG	Shots on goal	SVS	Saves	TPP	Time on power play
TS	Total shots						





Line-Ups

CZE - SVK

Referees

HOLM Back Per Oscar Christoffe (SWE) , MARTIN Lucas Wilcox (USA)

Linesmen

LAKSOLA David Juha (SWE) , VILIUGIN Nikita (RUS)

Goalkeepers

Team: CZE

No. Name

- 1 BRAZDIL Jaroslav
- 2 NOVAK Josef

Team Line-ups

Team: CZE (red)

No. Pos. Name

- | | |
|-------|--------------------|
| 4 D | STEINER Dominik +C |
| 19 D | GUTWALD Michal |
| 8 F | MULLER Jan |
| 28 F | BALLNER David |
| 30 F | ZACHAR David +A |
| <hr/> | |
| 3 D | SEDLAK Jan |
| 25 D | BAIL Marek |
| 9 F | STASTNY Tomas |
| 10 F | ARNOST Daniel |
| 20 F | KAFKA Dominik |
| <hr/> | |
| 14 D | MATULA Frantisek |
| 16 D | KALUZA Marek |
| 5 F | NOVAK Dominik |
| 11 F | HUCKO Petr +A |
| 17 F | KADLEC Jakub |
| <hr/> | |
| 12 D | SVARICEK Filip |
| 15 D | ZBORIL Mikulas |
| 13 F | KRPATA Ondrej |
| 27 F | BRZOBOHATY Michal |

Head Coach: LISKA Jaroslav

NOT DRESSED:

- 23 F SMRCKA Marek

Team: SVK

No. Name

- 2 PUTEK Peter
- 1 KOSUT Samuel

Team: SVK (white)

No. Pos. Name

- | | |
|-------|-------------------|
| 12 D | GABOR Radoslav |
| 25 D | PICHNARCIK Michal |
| 5 F | JAKUBIK Ivan |
| 8 F | UHNAK Martin +C |
| 18 F | PIACKA Edmund +A |
| <hr/> | |
| 9 D | KETNER Nikolas |
| 13 D | BREZNIAK Ivan |
| 27 D | NOCIAR Denis |
| 10 F | ZLOCHA Jan |
| 15 F | KABAC Michal |
| <hr/> | |
| 14 D | LOYDL Jakub |
| 26 D | IVANIC Samuel |
| 19 F | GAPA Peter +A |
| 24 F | HLUCH Tomas |
| 29 F | TOMCAK Jozef |
| <hr/> | |
| 6 F | BUSTIN Peter |
| 20 F | INDRYCH Martin |

Head Coach: VYBOH Andrej

NOT DRESSED:

- 3 F STRAUCH Rene
- 11 D SUCHARDA Andrej
- 23 D KASANICKY Adam
- 30 GK HALO Juraj

Legend:

D	Defence	F	Forward	No.	Jersey number	Pos.	Position
+A	Assistant captain	+C	Captain				



Game Summary

CZE - SVK 4 - 3 (2 - 0, 0 - 1, 1 - 2, 0 - 0, 1 - 0)

Spectators	Referees	Linesmen
2794	HOLM Back Per Oscar Christoffe (SWE) , MARTIN Lucas Wilcox (USA)	LAKSOLA David Juha (SWE) , VILIUGIN Nikita (RUS)

Team Statistics

Period	Score	SVS	SOG	PIM	TPP	PPG	SHG
1	2 : 0	9 : 8	10 : 9	4 : 2	02:00 : 04:00	0 : 0	0 : 0
2	0 : 1	6 : 18	18 : 7	4 : 12	09:02 : 02:13	0 : 0	0 : 0
3	1 : 2	13 : 8	9 : 15	0 : 0	00:03 : 00:00	0 : 0	0 : 0
OT	0 : 0	4 : 6	6 : 4	0 : 0	00:00 : 00:00	0 : 0	0 : 0
PSS	1 : 0	0 : 0	1 : 0	0 : 0	00:00 : 00:00	0 : 0	0 : 0
Total	4 : 3	32 : 40	44 : 35	8 : 14	11:05 : 06:13	0 : 0	0 : 0

1st Period

Action	Time	ET/Res	Team	Type	No.	Name	(G)	Name of Assistant(s) / Action Description
GK	00:00		CZE		1	BRAZDIL J		- Goalkeeper in
GK	00:00		SVK		2	PUTEC P		- Goalkeeper in
Goal	04:05	1 : 0	CZE	EQ	5	NOVAK D	(1)	14 MATULA F 11 HUCKO P On Ice CZE 1 5 11 14 16 17 SVK 2 14 19 24 26 29
Goal	04:37	2 : 0	CZE	EQ	8	MULLER J	(2)	28 BALLNER D On Ice CZE 1 4 8 19 28 30 SVK 2 5 8 13 18 25
Time-out	04:37		SVK					
Penalty	06:20	08:20	CZE	2 min.	17	KADLEC J		- Holding the Stick
Penalty	11:36	13:36	SVK	2 min.	15	KABAC M		- High Sticking
Penalty	15:57	17:57	CZE	2 min.	16	KALUZA M		- Interference

2nd Period

Action	Time	ET/Res	Team	Type	No.	Name	(G)	Name of Assistant(s) / Action Description
Penalty	20:27	22:27	CZE	2 min.	25	BAIL M		- Tripping
Penalty	23:06	25:06	SVK	2 min.	12	GABOR R		- Boarding
Goal	27:37	2 : 1	SVK	EQ	10	ZLOCHA J	(1)	9 KETNER N 8 UHNAK M On Ice CZE 1 3 10 20 25 28 SVK 2 6 8 9 10 27
Penalty	31:01	33:01	SVK	2 min.	18	PIACKA E		- Interference
Penalty	33:38	35:38	SVK	2 min.	5	JAKUBIK I		- High Sticking
Penalty	34:57	36:57	SVK	2 min.	6	BUSTIN P		- Cross-Checking
Penalty	35:50	37:50	SVK	2 min.	25	PICHNARCIK M		- Cross-Checking
Penalty	36:17	38:17	CZE	2 min.	30	ZACHAR D		- High Sticking
Penalty	38:03	40:03	SVK	2 min.	18	PIACKA E		- Interference

3rd Period

Action	Time	ET/Res	Team	Type	No.	Name	(G)	Name of Assistant(s) / Action Description
Goal	42:14	2 : 2	SVK	EQ	19	GAPA P	(3)	24 HLUCH T 14 LOYDL J On Ice CZE 1 3 11 14 16 17 SVK 2 14 19 24 26 29
Goal	51:41	3 : 2	CZE	EQ	30	ZACHAR D	(1)	On Ice CZE 1 4 8 19 28 30 SVK 2 5 8 12 18 25
Goal	52:22	3 : 3	SVK	EQ	24	HLUCH T	(3)	29 TOMCAK J 19 GAPA P On Ice CZE 1 5 11 14 16 17 SVK 2 14 19 24 26 29

Overtime

No game actions in this period

Action	Time	ET/Res	Team	Type	No.	Name	(G)	Name of Assistant(s) / Action Description
GK	70:00		CZE					1 BRAZDIL J - Goalkeeper out
GK	70:00		SVK					2 PUTEK P - Goalkeeper out

Penalty Shot Shootout



Action	Time	Result	Team	No.	Name	(G)	Action Description
		0 : 1	SVK	8	UHNAK M		- Scored 1 BRAZDIL J (CZE) - on goal
		1 : 0	CZE	9	STASTNY T		- Scored 2 PUTEK P (SVK) - on goal
		0 : 1	SVK	19	GAPA P		- Scored 1 BRAZDIL J (CZE) - on goal
		1 : 0	CZE	20	KAFKA D		- Scored 2 PUTEK P (SVK) - on goal
		0 : 0	SVK	18	PIACKA E		- Saved by goalie 1 BRAZDIL J (CZE) - on goal
		1 : 0	CZE	30	ZACHAR D		- Scored 2 PUTEK P (SVK) - on goal
		0 : 0	SVK	5	JAKUBIK I		- Saved by goalie 1 BRAZDIL J (CZE) - on goal
		0 : 0	CZE	8	MULLER J		- Saved by goalie 2 PUTEK P (SVK) - on goal
		0 : 0	SVK	10	ZLOCHA J		- Saved by goalie 1 BRAZDIL J (CZE) - on goal
GWG	70:00	3 : 2	CZE	30	ZACHAR D	(2)	

Goalkeeper Records

Team : CZE - Czech Republic

Team : SVK - Slovakia

No.	Name	SOG	SVS	MIP
1	BRAZDIL Jaroslav	35	32	70:00
2	NOVAK Josef			

No.	Name	SOG	SVS	MIP
2	PUTEK Peter	44	40	70:00
1	KOSUT Samuel			

Game Statistics

Team : CZE (red)

Head Coach : LISKA Jaroslav

No.	Pos.	Name	G	A	P	PIM	FO+	FO-	FO+/-	FO%	Shots on Goal					TS	+/-
											1	2	3	OT	TS		
4	D	STEINER Dominik +C	0	0	0	0	0	0	0	0.00	0	0	0	0	0	0	+2
8	F	MULLER Jan	1	0	1	0	1	5	-4	16.67	1	5	0	0	6	+2	
19	D	GUTWALD Michal	0	0	0	0	0	0	0	0.00	1	0	1	1	3	+2	
28	F	BALLNER David	0	1	1	0	1	1	0	50.00	1	1	0	1	3	+1	
30	F	ZACHAR David +A	2	0	2	2	17	10	7	62.96	0	2	1	1	4	+2	
3	D	SEDLAK Jan	0	0	0	0	0	0	0	0.00	0	0	1	2	3	-2	
9	F	STASTNY Tomas	0	0	0	0	1	0	1	100.00	0	1	0	1	2	0	
10	F	ARNOST Daniel	0	0	0	0	6	12	-6	33.33	0	1	1	0	2	-1	
20	F	KAFKA Dominik	0	0	0	0	1	1	0	50.00	2	1	2	1	6	-1	
25	D	BAIL Marek	0	0	0	2	0	0	0	0.00	1	1	1	0	3	-1	
5	F	NOVAK Dominik	1	0	1	0	1	2	-1	33.33	1	1	1	0	3	0	
11	F	HUCKO Petr +A	0	1	1	0	5	2	3	71.43	0	1	1	0	2	-1	
14	D	MATULA Frantisek	0	1	1	0	0	0	0	0.00	2	1	0	0	3	-1	
16	D	KALUZA Marek	0	0	0	2	0	0	0	0.00	1	1	0	0	2	-1	
17	F	KADLEC Jakub	0	0	0	2	6	2	4	75.00	0	1	0	0	1	-1	
12	D	SVARICEK Filip	0	0	0	0	0	0	0	0.00	0	0	0	0	0	0	
13	F	KRPATA Ondrej	0	0	0	0	0	0	0	0.00	0	1	0	0	1	0	
15	D	ZBORIL Mikulas	0	0	0	0	0	0	0	0.00	0	0	0	0	0	0	
27	F	BRZOBOHATY Michal	0	0	0	0	0	0	0	0.00	0	0	0	0	0	0	
1	GK	BRAZDIL Jaroslav	0	0	0	0					0	0	0	0	0		
2	GK	NOVAK Josef	0	0	0	0					0	0	0	0	0		
Total			4	3	7	8	39	35	4	52.70	10	18	9	7	44		

Team : SVK (white)

Head Coach : VYBOH Andrej

No.	Pos.	Name	G	A	P	PIM	FO+	FO-	FO+/-	FO%	Shots on Goal					TS	+/-
											1	2	3	OT	TS		
5	F	JAKUBIK Ivan	0	0	0	2	14	10	4	58.33	1	2	1	0	4	-2	
8	F	UHNAK Martin +C	0	1	1	0	0	3	-3	0.00	0	0	0	1	1	-1	
12	D	GABOR Radoslav	0	0	0	2	0	0	0	0.00	0	0	0	0	0	-1	
18	F	PIACKA Edmund +A	0	0	0	4	1	0	1	100.00	1	1	2	0	4	-2	
25	D	PICHNARCIK Michal	0	0	0	2	0	0	0	0.00	1	0	0	0	1	-2	
9	D	KETNER Nikolas	0	1	1	0	0	0	0	0.00	0	0	1	0	1	+1	
10	F	ZLOCHA Jan	1	0	1	0	6	10	-4	37.50	1	1	0	0	2	+1	
13	D	BREZNIK Ivan	0	0	0	0	0	0	0	0.00	0	0	0	0	0	-1	
15	F	KABAC Michal	0	0	0	2	2	4	-2	33.33	0	0	2	1	3	0	



Head Coach : VYBOH Andrej

No.	Pos.	Name	G	A	P	PIM	FO+	FO-	FO+/-	FO%	Shots on Goal					+/-
											1	2	3	OT	TS	
27	D	NOCIAR Denis	0	0	0	0	0	0	0	0.00	0	0	1	0	1	+1
14	D	LOYDL Jakub	0	1	1	0	0	0	0	0.00	1	1	0	0	2	+1
19	F	GAPA Peter +A	1	1	2	0	0	1	-1	0.00	2	0	2	2	6	+1
24	F	HLUCH Tomas	1	1	2	0	1	0	1	100.00	0	0	2	0	2	+1
26	D	IVANIC Samuel	0	0	0	0	0	0	0	0.00	1	1	1	0	3	+1
29	F	TOMCAK Jozef	0	1	1	0	11	10	1	52.38	1	1	1	0	3	+1
6	F	BUSTIN Peter	0	0	0	2	0	1	-1	0.00	0	0	2	0	2	+1
20	F	INDRYCH Martin	0	0	0	0	0	0	0	0.00	0	0	0	0	0	0
1	GK	KOSUT Samuel	0	0	0	0					0	0	0	0	0	
2	GK	PUTEC Peter	0	0	0	0					0	0	0	0	0	
Total			3	6	9	14	35	39	-4	47.30	9	7	15	4	35	

Legend:							
(G)	Goals in tournament	+/-	Plus/minus net	+A	Assistant captain	+C	Captain
A	Assists	D	Defence	EQ	Equal strength	ET/Res	Penalty end time/Result of game
F	Forward	FO-	Face-offs lost	FO%	Face-offs won as percentage	FO+	Face-offs won
FO+/-	Face-offs net	G	Goals	GK	Goalkeeper	GWG	Game winning goal
MIP	Minutes in play (GK)	No.	Jersey number	OT	Overtime	P	Points
PIM	Penalties in minutes	Pos.	Position	PPG	Power play goals	PSS	Penalty shot shootout
SHG	Shorthanded goals	SOG	Shots on goal	SVS	Saves	TPP	Time on power play
TS	Total shots						





Line-Ups

KAZ - SWE

Referees

FICHTNER Patrick (AUT) , TSCHERRIG Michael (SUI)

Linesmen

CHOI Sukbae (KOR) , HARRINGTON Mike (CAN)

Goalkeepers

Team: KAZ

No. Name

1 POLUEKTOV Pavel
20 KUDRYAVTSEV Sergey

Team Line-ups

Team: KAZ (blue)

No. Pos. Name

3 D DULNEV Georgiy
14 D NUREK Alexandr
18 F SAVENKOV Konstantin +C
25 F BURDELEV Artem
28 F AKOLZIN Pavel +A4 D IBRAIBEKOV Madiyar +A
22 D STEPANENKO Ivan
10 F MIKHAILIS Nikita
15 F YEVDOKIMOV Yaroslav
29 F GRENTS Dmitriy7 D GREBENCHSHIKOV Vladimir
13 D ZINCHENKO Stanislav
8 F SAVITSKIY Kirill
19 F RAKHMANOV Mikhail
23 F PETROV Anton11 D PISSAREV Alexandr
9 F SAGADEYEV Anton
12 F ANTSIFEROV Alexey
17 F ASSETOV Alikhan
21 F NIKULIN Vladislav

Head Coach: STARYGIN SERGEY

NOT DRESSED:

30 GK GRYAZNOV Maxim

Team: SWE

No. Name

1 MORITZ Joakim
34 HANSEN Daniel

Team: SWE (yellow)

No. Pos. Name

9 D ERIKSSON Oscar
27 D LYRVALL Erik Gunnar +C
64 D ARVEBRATT Fredrik
17 F SALDEEN Justus
23 F PETTERSSON Daniel +A3 D VESTBERG Jerker
6 D PISCATOR Erik
10 F GRONROS Andre
19 F WERNEMAN Gustav
93 F UVEMARK ANDERBERG Victor +A5 D GRONLUND Henrik
20 D EDSTROM Carl
15 F OSTLIN David
18 F ORTEVALL Marcus
44 F FRANSSON Johan16 D DAHLBOM Ola
8 F EMANUELSSON Magnus
12 F HJARTQUIST Victor
29 F LUNDBERG Ludvig

Head Coach: TARNLUND Per Goran

Legend:

D Defence

F Forward

No. Jersey number

Pos. Position

+A Assistant captain

+C Captain



Game Summary

KAZ - SWE 4 - 0 (1 - 0, 0 - 0, 3 - 0)

Spectators	Referees	Linesmen
2763	FICHTNER Patrick (AUT), TSCHEERRIG Michael (SUI)	CHOI Sukbae (KOR), HARRINGTON Mike (CAN)

Team Statistics

Period	Score	SVS	SOG	PIM	TPP	PPG	SHG
1	1 : 0	3 : 10	11 : 3	2 : 2	02:00 : 02:00	0 : 0	0 : 0
2	0 : 0	2 : 14	14 : 2	6 : 4	03:33 : 05:33	0 : 0	0 : 0
3	3 : 0	3 : 14	17 : 3	2 : 4	03:34 : 02:00	2 : 0	0 : 0
Total	4 : 0	8 : 38	42 : 8	10 : 10	09:07 : 09:33	2 : 0	0 : 0

1st Period

Action	Time	ET/Res	Team	Type	No.	Name	(G)	Name of Assistant(s) / Action Description
GK	00:00		KAZ		1	POLUEKTOV P		- Goalkeeper in
GK	00:00		SWE		34	HANSEN D		- Goalkeeper in
Penalty	01:21	03:21	SWE	2 min.	3	VESTBERG J		- Tripping
Goal	10:15	1 : 0	KAZ	EQ	18	SAVENKOV K	(5)	25 BURDELEV A On Ice KAZ 1 4 18 22 25 28 SWE 34 15 16 18 27 44
Penalty	17:54	19:54	KAZ	2 min.	25	BURDELEV A		- Cross-Checking

2nd Period

Action	Time	ET/Res	Team	Type	No.	Name	(G)	Name of Assistant(s) / Action Description
Penalty	23:32	25:32	KAZ	2 min.	22	STEPANENKO I		- Tripping
Penalty	27:48	29:48	KAZ	2 min.	23	PETROV A		- Interference
Penalty	29:21	31:21	SWE	2 min.	9	ERIKSSON O		- Holding an opponent
Penalty	32:49	34:49	SWE	2 min.	3	VESTBERG J		- Kneeing
Penalty	36:56	38:56	KAZ	2 min.	4	IBRAIBEKOV M		- Hooking

3rd Period

Action	Time	ET/Res	Team	Type	No.	Name	(G)	Name of Assistant(s) / Action Description
Penalty	40:20	42:14	SWE	2 min.	27	LYRVALL EG		- Hooking
Goal	42:14	2 : 0	KAZ	PP1	8	SAVITSKIY K	(5)	22 STEPANENKO I On Ice KAZ 1 8 10 15 22 29 * 29 GRENTS D SWE 34 3 5 6 19
Penalty	46:11	47:51	SWE	2 min.	12	HJARTQUIST V		- High Sticking
Goal	47:51	3 : 0	KAZ	PP1	10	MIKHAILIS N	(2)	8 SAVITSKIY K On Ice KAZ 1 8 10 15 22 29 * 29 GRENTS D SWE 34 6 8 27 29
Time-out	47:51		SWE					
Penalty	48:25	50:25	KAZ	2 min.	7	GREBENCHSHIKOV V		- Interference
Goal	57:12	4 : 0	KAZ	EQ	12	ANTSIFEROV A	(2)	17 ASSETOV A On Ice KAZ 1 3 9 11 12 17 SWE 34 5 8 16 29 64
GK	60:00		KAZ					1 POLUEKTOV P - Goalkeeper out
GK	60:00		SWE					34 HANSEN D - Goalkeeper out

Goalkeeper Records

Team : KAZ - Kazakhstan

No.	Name	SOG	SVS	MIP
1	POLUEKTOV Pavel	8	8	60:00
20	KUDRYAVTSEV Sergey			

Team : SWE - Sweden

No.	Name	SOG	SVS	MIP
34	HANSEN Daniel	42	38	60:00
1	MORITZ Joakim			

Game Statistics

Team : KAZ (blue)

Head Coach : STARYGIN SERGEY

No.	Pos.	Name								Shots on Goal					+/-		
			G	A	P	PIM	FO+	FO-	FO+/-	FO%	1	2	3	OT		TS	
3	D	DULNEV Georgiy	0	0	0	0	0	0	0	0	0.00	0	0	0	0	0	+1
14	D	NUREK Alexandr	0	0	0	0	0	0	0	0.00	0	0	0	0	0	0	
18	F	SAVENKOV Konstantin +C	1	0	1	0	10	7	3	58.82	2	0	1	3	3	+1	

IHOMTEAM6-----QFNLO00400--_74 3.0

Report Created SUN 5 FEB 2017 21:48

Page 1/3





Head Coach : STARYGIN SERGEY

No.	Pos.	Name	G	A	P	PIM	FO+	FO-	FO+/-	FO%	Shots on Goal				TS	+/-
											1	2	3	OT		
25	F	BURDELEV Artem	0	1	1	2	1	0	1	100.00	0	0	0	0	0	+1
28	F	AKOLZIN Pavel +A	0	0	0	0	0	0	0	0.00	1	2	0	3	3	+1
4	D	IBRAIBEKOV Madiyar +A	0	0	0	2	0	0	0	0.00	1	1	0	2	2	+1
10	F	MIKHAILIS Nikita	1	0	1	0	0	0	0	0.00	0	1	6	7	0	0
15	F	YEVDOKIMOV Yaroslav	0	0	0	0	0	1	-1	0.00	1	0	1	2	0	0
22	D	STEPANENKO Ivan	0	1	1	2	0	0	0	0.00	0	2	1	3	+1	0
29	F	GRENTS Dmitry	0	2	2	0	12	3	9	80.00	0	0	1	1	0	0
7	D	GREBENCHSHIKOV Vladimir	0	0	0	2	0	0	0	0.00	0	1	0	1	0	0
8	F	SAVITSKIY Kirill	1	1	2	0	0	0	0	0.00	1	1	3	5	0	0
13	D	ZINCHENKO Stanislav	0	0	0	0	0	0	0	0.00	0	1	0	1	0	0
19	F	RAKHMANOV Mikhail	0	0	0	0	0	0	0	0.00	0	1	0	1	0	0
23	F	PETROV Anton	0	0	0	2	6	9	-3	40.00	2	1	0	3	0	0
9	F	SAGADEYEV Anton	0	0	0	0	10	4	6	71.43	1	0	1	2	+1	0
11	D	PISSAREV Alexandr	0	0	0	0	0	0	0	0.00	0	1	0	1	+1	0
12	F	ANTSIFEROV Alexey	1	0	1	0	2	1	1	66.67	1	0	2	3	+1	0
17	F	ASSETOV Alikhan	0	1	1	0	0	0	0	0.00	1	1	1	3	+1	0
21	F	NIKULIN Vladislav	0	0	0	0	0	0	0	0.00	0	1	0	1	0	0
1	GK	POLUEKTOV Pavel	0	0	0	0					0	0	0	0		
20	GK	KUDRYAVTSEV Sergey	0	0	0	0					0	0	0	0		
Total			4	6	10	10	41	25	16	62.12	11	14	17	42		

Team : SWE (yellow)

Head Coach : TARNLUND Per Goran

No.	Pos.	Name	G	A	P	PIM	FO+	FO-	FO+/-	FO%	Shots on Goal				TS	+/-
											1	2	3	OT		
9	D	ERIKSSON Oscar	0	0	0	2	9	12	-3	42.86	0	0	0	0	0	0
17	F	SALDEEN Justus	0	0	0	0	0	0	0	0.00	1	0	0	1	0	0
23	F	PETTERSSON Daniel +A	0	0	0	0	0	0	0	0.00	2	1	2	5	0	0
27	D	LYRVALL Erik Gunnar +C	0	0	0	2	0	1	-1	0.00	0	0	0	0	-1	0
64	D	ARVEBRATT Fredrik	0	0	0	0	2	4	-2	33.33	0	0	0	0	-1	0
3	D	VESTBERG Jerker	0	0	0	4	0	0	0	0.00	0	0	0	0	0	0
6	D	PISCATOR Erik	0	0	0	0	0	0	0	0.00	0	0	0	0	0	0
10	F	GRONROS Andre	0	0	0	0	0	0	0	0.00	0	0	0	0	0	0
19	F	WERNEMAN Gustav	0	0	0	0	0	7	-7	0.00	0	0	0	0	0	0
93	F	UVEMARK ANDERBERG Victor +A	0	0	0	0	6	6	0	50.00	0	0	1	1	0	0
5	D	GRONLUND Henrik	0	0	0	0	0	0	0	0.00	0	0	0	0	-1	0
15	F	OSTLIN David	0	0	0	0	1	2	-1	33.33	0	1	0	1	-1	0
18	F	ORTEVALL Marcus	0	0	0	0	0	0	0	0.00	0	0	0	0	-1	0
20	D	EDSTROM Carl	0	0	0	0	0	0	0	0.00	0	0	0	0	0	0
44	F	FRANSSON Johan	0	0	0	0	5	5	0	50.00	0	0	0	0	-1	0
8	F	EMANUELSSON Magnus	0	0	0	0	0	0	0	0.00	0	0	0	0	-1	0
12	F	HJARTQUIST Victor	0	0	0	2	0	0	0	0.00	0	0	0	0	0	0
16	D	DAHLBOM Ola	0	0	0	0	0	0	0	0.00	0	0	0	0	-2	0
29	F	LUNDBERG Ludvig	0	0	0	0	2	4	-2	33.33	0	0	0	0	-1	0
1	GK	MORITZ Joakim	0	0	0	0					0	0	0	0		
34	GK	HANSEN Daniel	0	0	0	0					0	0	0	0		
Total			0	0	0	10	25	41	-16	37.88	3	2	3	8		



Legend:							
(G)	Goals in tournament	*	does not count for Plus/minus	+/-	Plus/minus net	+A	Assistant captain
+C	Captain	A	Assists	D	Defence	EQ	Equal strength
ET/Res	Penalty end time/Result of game	F	Forward	FO-	Face-offs lost	FO%	Face-offs won as percentage
FO+	Face-offs won	FO+/-	Face-offs net	G	Goals	GK	Goalkeeper
MIP	Minutes in play (GK)	No.	Jersey number	OT	Overtime	P	Points
PIM	Penalties in minutes	Pos.	Position	PP1	Power play - 1 player	PPG	Power play goals
SHG	Shorthanded goals	SOG	Shots on goal	SVS	Saves	TPP	Time on power play
TS	Total shots						





Line-Ups

REVISED
30 JAN 11:58

KAZ - CHN

Referees

HOLM Back Per Oscar Christoffe (SWE) , ROSHCHYN NIKITIN
Alexey (ESP)

Linesmen

CHOI Sukbae (KOR) , RICHARDSON Patrick Ian (USA)

Goalkeepers

Team: KAZ

No. Name

20 KUDRYAVTSEV Sergey
1 POLUEKTOV Pavel

Team Line-ups

Team: KAZ (blue)

No. Pos. Name

3 D DULNEV Georgiy
14 D NUREK Alexandr
18 F SAVENKOV Konstantin +C
25 F BURDELEV Artem
28 F AKOLZIN Pavel +A4 D IBRAIBEKOV Madiyar +A
22 D STEPANENKO Ivan
10 F MIKHAILIS Nikita
15 F YEVDOKIMOV Yaroslav
29 F GRENTS Dmitriy7 D GREBENCHSHIKOV Vladimir
13 D ZINCHENKO Stanislav
8 F SAVITSKIY KIRILL
19 F RAKHMANOV Mikhail
23 F PETROV Anton11 D PISSAREV Alexandr
9 F SAGADEYEV Anton
12 F ANTSIFEROV Alexey
17 F ASSETOV Alikhan
21 F NIKULIN Vladislav

Head Coach: STARYGIN SERGEY

NOT DRESSED:

30 GK GRYAZNOV Maxim

Team: CHN

No. Name

69 WU Jiankun
31 ZHOU Tongzhe

Team: CHN (white)

No. Pos. Name

12 D ZHANG Pengfei
21 D QIAN Jinglin
10 F HUANG Peng +A
14 F WU Hao
71 F YUE Xinhao9 D CHEN Jin +C
26 D WU Jiasiteng
66 D ZHANG Zhen
17 F JI Peng
30 F BAO Jiachang +A8 D GUAN Tianyi
11 F NAN Xiaoming
16 F YU Mingrunze
55 F MA Tianyue
68 F DENG Zemin

Head Coach: WANG Benyu

Legend:

D	Defence	F	Forward	No.	Jersey number	Pos.	Position
+A	Assistant captain	+C	Captain				

Revision due to missing logo bar

IHOMTEAM6-----GPA-000100--_54B 1.1

Report Created MON 30 JAN 2017 11:58

Page 1/1





Game Summary

REVISED
30 JAN 12:04

KAZ - CHN 22 - 0 (9 - 0 , 6 - 0 , 7 - 0)

Spectators	Referees	Linesmen
3040	HOLM Back Per Oscar Christoffe (SWE) , ROSHCHYN NIKITIN Alexey (ESP)	CHOI Sukbae (KOR) , RICHARDSON Patrick Ian (USA)

Team Statistics

Period	Score	SVS	SOG	PIM	TPP	PPG	SHG
1	9 : 0	4 : 30	39 : 4	0 : 2	01:09 : 00:00	1 : 0	0 : 0
2	6 : 0	3 : 29	35 : 3	2 : 0	00:00 : 02:00	0 : 0	1 : 0
3	7 : 0	3 : 21	28 : 3	2 : 2	01:01 : 00:24	1 : 0	0 : 0
Total	22 : 0	10 : 80	102 : 10	4 : 4	02:10 : 02:24	2 : 0	1 : 0

1st Period

Action	Time	ET/Res	Team	Type	No.	Name	(G) Name of Assistant(s) / Action Description
GK	00:00		KAZ		20	KUDRYAVTSEV S	- Goalkeeper in
GK	00:00		CHN		69	WU J	- Goalkeeper in
Goal	01:12	1 : 0	KAZ	EQ	7	GREBENCHSHIKOV V	(1) 8 SAVITSKIY K On Ice KAZ 20 7 8 13 19 23 23 PETROV A CHN 69 8 12 16 21 55
Goal	01:39	2 : 0	KAZ	EQ	17	ASSETOV A	(1) 11 PISSAREV A On Ice KAZ 20 4 9 11 12 17 CHN 69 10 12 14 21 71
Goal	05:17	3 : 0	KAZ	EQ	9	SAGADEYEV A	(1) 17 ASSETOV A On Ice KAZ 20 9 11 12 17 22 CHN 69 10 14 16 55 71
Penalty	07:42	08:51	CHN	2 min.	71	YUE X	- Slashing
Goal	08:51	4 : 0	KAZ	PP1	29	GRENTS D	(1) 22 STEPANENKO I On Ice KAZ 20 4 10 15 22 29 10 MIKHAILIS N CHN 69 16 17 26 66 *
Goal	10:15	5 : 0	KAZ	EQ	21	NIKULIN V	(1) On Ice KAZ 20 9 11 12 17 21 CHN 69 11 21 55 66 68
Goal	10:48	6 : 0	KAZ	EQ	25	BURDELEV A	(1) 28 AKOLZIN P On Ice KAZ 20 3 14 18 25 28 14 NUREK A CHN 69 9 10 14 26 71
Goal	11:36	7 : 0	KAZ	EQ	8	SAVITSKIY K	(1) 19 RAKHMANOV M On Ice KAZ 20 7 8 13 19 23 7 GREBENCHSHIKOV V CHN 69 26 55 66 68 71
Goal	12:39	8 : 0	KAZ	EQ	25	BURDELEV A	(2) 18 SAVENKOV K On Ice KAZ 20 3 14 18 25 28 28 AKOLZIN P CHN 69 12 16 17 21 30
Goal	19:59	9 : 0	KAZ	EQ	12	ANTSIFEROV A	(1) 17 ASSETOV A On Ice KAZ 20 4 8 11 12 17 4 IBRAIBEKOV M CHN 69 11 12 21 55 68

2nd Period

Action	Time	ET/Res	Team	Type	No.	Name	(G) Name of Assistant(s) / Action Description
Goal	20:58	10 : 0	KAZ	EQ	25	BURDELEV A	(3) 18 SAVENKOV K On Ice KAZ 20 3 14 18 25 28 CHN 69 10 16 26 66 71
Goal	26:18	11 : 0	KAZ	EQ	19	RAKHMANOV M	(1) 8 SAVITSKIY K On Ice KAZ 20 7 8 13 19 23 23 PETROV A CHN 69 12 16 21 55 68
Penalty	27:53	29:53	KAZ	2 min.	29	GRENTS D	- High Sticking
Goal	29:46	12 : 0	KAZ	SH1	9	SAGADEYEV A	(2) On Ice KAZ 20 4 9 12 22 CHN 69 9 10 26 66 71
Goal	34:53	13 : 0	KAZ	EQ	25	BURDELEV A	(4) 18 SAVENKOV K On Ice KAZ 20 3 13 18 25 28 14 NUREK A CHN 69 9 10 26 66 71
Goal	37:00	14 : 0	KAZ	EQ	17	ASSETOV A	(2) 9 SAGADEYEV A On Ice KAZ 20 7 9 11 12 17 CHN 69 11 16 17 26 68
Goal	39:42	15 : 0	KAZ	EQ	17	ASSETOV A	(3) 12 ANTSIFEROV A On Ice KAZ 20 9 11 12 13 17 CHN 69 16 17 26 30 66

3rd Period

Action	Time	ET/Res	Team	Type	No.	Name	(G) Name of Assistant(s) / Action Description
GK	40:00		KAZ		1	POLUEKTOV P	- Goalkeeper in
							20 KUDRYAVTSEV S - Goalkeeper





Action	Time	ET/Res	Team	Type	No.	Name	(G)	Name of Assistant(s) / Action Description
Penalty	40:55	41:56	CHN	2 min.	17	JI P		- Slashing
Goal	41:56	16 : 0	KAZ	PP1	8	SAVITSKIY K	(2)	21 NIKULIN V 13 ZINCHENKO S On Ice KAZ 1 7 8 13 21 23 CHN 69 10 21 26 66 *
Goal	44:28	17 : 0	KAZ	EQ	25	BURDELEV A	(5)	18 SAVENKOV K 14 NUREK A On Ice KAZ 1 3 14 18 25 28 CHN 69 11 12 21 55 68
Goal	46:35	18 : 0	KAZ	EQ	22	STEPANENKO I	(1)	4 IBRAIBEKOV M 15 YEVDOKIMOV Y On Ice KAZ 1 4 10 15 22 29 CHN 69 16 17 21 30 66
Goal	51:56	19 : 0	KAZ	EQ	18	SAVENKOV K	(1)	3 DULNEV G 21 NIKULIN V On Ice KAZ 1 3 7 12 18 21 CHN 69 11 12 21 55 68
Goal	52:37	20 : 0	KAZ	EQ	19	RAKHMANOV M	(2)	13 ZINCHENKO S 8 SAVITSKIY K On Ice KAZ 1 7 8 13 19 23 CHN 69 12 16 17 21 30
Goal	53:53	21 : 0	KAZ	EQ	29	GRENTS D	(2)	10 MIKHAILIS N On Ice KAZ 1 10 11 15 22 29 CHN 69 11 26 55 66 68
Goal	56:54	22 : 0	KAZ	EQ	15	YEVDOKIMOV Y	(1)	4 IBRAIBEKOV M 29 GRENTS D On Ice KAZ 1 4 10 15 22 29 CHN 69 10 11 12 21 71
Penalty	59:36	60:00	KAZ	2 min.	8	SAVITSKIY K		- Interference
GK	60:00		KAZ					1 POLUEKTOV P - Goalkeeper out
GK	60:00		CHN					69 WU J - Goalkeeper out

Goalkeeper Records

Team : KAZ - Kazakhstan

Team : CHN - People's Republic of China

No.	Name	SOG	SVS	MIP
20	KUDRYAVTSEV Sergey	7	7	40:00
1	POLUEKTOV Pavel	3	3	20:00

No.	Name	SOG	SVS	MIP
69	WU Jiankun	102	80	60:00
31	ZHOU Tongzhe			

Game Statistics

Team : KAZ (blue)

Head Coach : STARYGIN SERGEY

No.	Pos.	Name	G	A	P	PIM	FO+	FO-	FO+/-	FO%	Shots on Goal				+/-	
											1	2	3	OT TS		
3	D	DULNEV Georgiy	0	1	1	0	0	0	0	0.00	0	2	0		2	+6
14	D	NUREK Alexandr	0	3	3	0	0	0	0	0.00	4	0	0		4	+4
18	F	SAVENKOV Konstantin +C	1	4	5	0	13	7	6	65.00	0	0	4		4	+6
25	F	BURDELEV Artem	5	0	5	0	0	0	0	0.00	4	3	3		10	+5
28	F	AKOLZIN Pavel +A	0	2	2	0	0	0	0	0.00	0	2	0		2	+5
4	D	IBRAIBEKOV Madiyar +A	0	3	3	0	0	0	0	0.00	1	0	3		4	+5
10	F	MIKHAILIS Nikita	0	2	2	0	0	0	0	0.00	1	4	0		5	+3
15	F	YEVDOKIMOV Yaroslav	1	1	2	0	1	1	0	50.00	3	3	2		8	+3
22	D	STEPANENKO Ivan	1	1	2	0	0	0	0	0.00	3	0	1		4	+5
29	F	GRENTS Dmitriy	2	1	3	2	14	3	11	82.35	2	0	1		3	+3
7	D	GREBENCHSHIKOV Vladimir	1	1	2	0	0	0	0	0.00	1	2	0		3	+6
8	F	SAVITSKIY KIRILL	2	3	5	2	0	0	0	0.00	1	0	3		4	+5
13	D	ZINCHENKO Stanislav	0	2	2	0	0	0	0	0.00	2	5	1		8	+6
19	F	RAKHMANOV Mikhail	2	1	3	0	0	0	0	0.00	0	2	1		3	+4
23	F	PETROV Anton	0	2	2	0	17	1	16	94.44	6	2	3		11	+4
9	F	SAGADEYEV Anton	2	1	3	0	7	7	0	50.00	4	2	1		7	+6
11	D	PISSAREV Alexandr	0	1	1	0	0	0	0	0.00	1	1	2		4	+7
12	F	ANTSIFEROV Alexey	1	1	2	0	3	0	3	100.00	2	0	1		3	+8
17	F	ASSETOV Alikhan	3	2	5	0	0	0	0	0.00	2	4	1		7	+6
21	F	NIKULIN Vladislav	1	2	3	0	0	0	0	0.00	2	3	1		6	+2
1	GK	POLUEKTOV Pavel	0	0	0	0					0	0	0		0	
20	GK	KUDRYAVTSEV Sergey	0	0	0	0					0	0	0		0	
Total			22	34	56	4	55	19	36	74.32	39	35	28		102	

Team : CHN (white)



Head Coach : WANG Benyu

No.	Pos.	Name	G	A	P	PIM	FO+	FO-	FO+/-	FO%	Shots on Goal				+/-
											1	2	3	OT TS	
10	F	HUANG Peng +A	0	0	0	0	11	20	-9	35.48	0	0	0	0	-7
12	D	ZHANG Pengfei	0	0	0	0	0	0	0	0.00	0	1	0	1	-9
14	F	WU Hao	0	0	0	0	0	0	0	0.00	0	0	0	0	-3
21	D	QIAN Jinglin	0	0	0	0	0	0	0	0.00	0	0	0	0	-11
71	F	YUE Xinhao	0	0	0	2	0	0	0	0.00	0	1	0	1	-8
9	D	CHEN Jin +C	0	0	0	0	0	0	0	0.00	0	0	0	0	-3
17	F	JI Peng	0	0	0	2	5	16	-11	23.81	2	0	0	2	-5
26	D	WU Jiasiteng	0	0	0	0	0	0	0	0.00	0	0	2	2	-8
30	F	BAO Jiachang +A	0	0	0	0	0	3	-3	0.00	0	0	0	0	-4
66	D	ZHANG Zhen	0	0	0	0	0	0	0	0.00	1	0	0	1	-8
8	D	GUAN Tianyi	0	0	0	0	0	0	0	0.00	0	0	0	0	-1
11	F	NAN Xiaoming	0	0	0	0	0	0	0	0.00	0	1	0	1	-7
16	F	YU Mingrunze	0	0	0	0	0	0	0	0.00	1	0	1	2	-9
55	F	MA Tianyue	0	0	0	0	3	16	-13	15.79	0	0	0	0	-9
68	F	DENG Zemin	0	0	0	0	0	0	0	0.00	0	0	0	0	-8
31	GK	ZHOU Tongzhe	0	0	0	0					0	0	0	0	
69	GK	WU Jiankun	0	0	0	0					0	0	0	0	
Total			0	0	0	4	19	55	-36	25.68	4	3	3	10	

Group A

R	Team	GP	W	OTW	OTL	L	GDF	GF : GA	PTS
1	KAZ	1	1	0	0	0	+22	22 : 0	3
2	CHN	1	0	0	0	1	-22	0 : 22	0
-	CZE	0							
-	SWE	0							

	CHN	CZE	KAZ	SWE
CHN	*****	WED 01 FEB 19:30	0:22	THU 02 FEB 19:30
CZE	WED 01 FEB 19:30	*****	FRI 03 FEB 19:30	MON 30 JAN 16:00
KAZ	22:0	FRI 03 FEB 19:30	*****	TUE 31 JAN 19:30
SWE	THU 02 FEB 19:30	MON 30 JAN 16:00	TUE 31 JAN 19:30	*****

Legend:

(G) Goals in tournament	*	does not count for Plus/minus	+/- Plus/minus net	+A Assistant captain
+C Captain	A Assists	D Defence	EQ Equal strength	
ET/Res Penalty end time/Result of game	F Forward	FO- Face-offs lost	FO% Face-offs won as percentage	
FO+ Face-offs won	FO+/- Face-offs net	G Goals	GA Goals against	
GDF Goal difference	GF Goals for	GK Goalkeeper	GP Games played	
L Losses	MIP Minutes in play (GK)	No. Jersey number	OT Overtime	
OTL Overtime losses	OTW Overtime wins	P Points	PIM Penalties in minutes	
Pos. Position	PP1 Power play - 1 player	PPG Power play goals	PTS Points	
R Rank	SH1 Shorthanded - 1 player	SHG Shorthanded goals	SOG Shots on goal	
SVS Saves	TPP Time on power play	TS Total shots	W Wins	

Revision due to missing logo bar

IHOMTEAM6-----GPA-000100--_74 3.1

Report Created MON 30 JAN 2017 12:04

Page 3/3





Line-Ups

REVISED
30 JAN 15:18

SWE - CZE

Referees

FICHTNER Patrick (AUT) , MARTIN Lucas Wilcox (USA)

Linesmen

HARRINGTON Mike (CAN) , RICHARDSON Patrick Ian (USA)

Goalkeepers

Team: SWE

No. Name

1 MORITZ Joakim
34 HANSEN Daniel

Team Line-ups

Team: SWE (yellow)

No. Pos. Name

27	D	LYRVALL Erik Gunnar +C
64	D	ARVEBRATT Fredrik
19	F	WERNEMAN Gustav
23	F	PETTERSSON Daniel +A
93	F	UVEMARK ANDERBERG Victor +A
5	D	GRONLUND Henrik
9	D	ERIKSSON Oscar
16	D	DAHLBOM Ola
8	F	EMANUELSSON Magnus
29	F	LUNDBERG Ludvig
3	D	VESTBERG Jerker
20	D	EDSTROM Carl
10	F	GRONROS Andre
18	F	ORTEVALL Marcus
44	F	FRANSSON Johan
12	F	HJARTQUIST Victor
15	F	OSTLIN David
17	F	SALDEEN Justus

Head Coach: TARNLUND Per Goran

NOT DRESSED:

6 D PISCATOR Erik

Team: CZE

No. Name

1 BRAZDIL Jaroslav
2 NOVAK Josef

Team: CZE (red)

No. Pos. Name

4	D	STEINER Dominik +C
19	D	GUTWALD Michal
8	F	MULLER Jan
10	F	ARNOST Daniel
17	F	KADLEC Jakub
3	D	SEDLAK Jan
25	D	BAIL Marek
20	F	KAFKA Dominik
28	F	BALLNER David
30	F	ZACHAR David +A
15	D	ZBORIL Mikulas
16	D	KALUZA Marek
5	F	NOVAK Dominik
11	F	HUCKO Petr +A
23	F	SMRCKA Marek
12	D	SVARICEK Filip
14	D	MATULA Frantisek
9	F	STASTNY Tomas
13	F	KRPATA Ondrej
27	F	BRZOBOHATY Michal

Head Coach: LISKA Jaroslav

Legend:

D	Defence	F	Forward	No.	Jersey number	Pos.	Position
+A	Assistant captain	+C	Captain				

Revision due to special characters in Czech Republics player names

IHOMTEAM6-----GPA-000200--_54B 1.1

Report Created MON 30 JAN 2017 15:18

Page 1/1





Game Summary

SWE - CZE 0 - 5 (0 - 1, 0 - 4, 0 - 0)

Spectators	Referees	Linesmen
3000	FICHTNER Patrick (AUT) , MARTIN Lucas Wilcox (USA)	HARRINGTON Mike (CAN) , RICHARDSON Patrick Ian (USA)

Team Statistics

Period	Score	SVS	SOG	PIM	TPP	PPG	SHG
1	0 : 1	11 : 5	5 : 12	2 : 6	05:11 : 01:32	0 : 0	0 : 0
2	0 : 4	16 : 1	1 : 20	4 : 4	04:21 : 02:22	0 : 1	0 : 2
3	0 : 0	14 : 6	6 : 14	6 : 4	04:00 : 04:13	0 : 0	0 : 0
Total	0 : 5	41 : 12	12 : 46	12 : 14	13:32 : 08:07	0 : 1	0 : 2

1st Period

Action	Time	ET/Res	Team	Type	No.	Name	(G) Name of Assistant(s) / Action Description
GK	00:00		SWE		1	MORITZ J	- Goalkeeper in
GK	00:00		CZE		1	BRAZDIL J	- Goalkeeper in
Penalty	01:30	03:30	SWE	2 min.	3	VESTBERG J	- Holding an opponent
Penalty	03:02	05:02	CZE	2 min.	-	Team penalty	- Too Many Men / Served by: 11 HUCKO P
Goal	07:47	0 : 1	CZE	EQ	13	KRPATA O	(1) On Ice SWE 1 5 19 20 23 93 CZE 1 9 12 13 14 27
Penalty	09:40	11:40	CZE	2 min.	13	KRPATA O	- Boarding
Penalty	18:21	20:21	CZE	2 min.	16	KALUZA M	- Hooking

2nd Period

Action	Time	ET/Res	Team	Type	No.	Name	(G) Name of Assistant(s) / Action Description
Goal	21:21	0 : 2	CZE	EQ	11	HUCKO P	(1) 5 NOVAK D On Ice SWE 1 3 8 9 20 29 15 ZBORIL M CZE 1 5 10 11 15 16
Penalty	30:34	32:34	CZE	2 min.	15	ZBORIL M	- Delaying the Game
Penalty	33:46	35:46	CZE	2 min.	13	KRPATA O	- Interference
Goal	35:03	0 : 3	CZE	SH1	8	MULLER J	(1) On Ice SWE 1 3 8 9 44 93 CZE 1 4 8 10 15
Goal	35:26	0 : 4	CZE	SH1	10	ARNOST D	(1) On Ice SWE 1 3 8 9 18 44 4 STEINER D CZE 1 4 8 10 19 8 MULLER J
Penalty	36:36	38:36	SWE	2 min.	3	VESTBERG J	- Holding an opponent
Penalty	39:08	39:30	SWE	2 min.	23	PETTERSSON D	- Slashing
Goal	39:30	0 : 5	CZE	PP1	16	KALUZA M	(1) On Ice SWE 1 3 5 17 19 5 NOVAK D CZE 1 5 11 15 16 30 30 ZACHAR D *

3rd Period

Action	Time	ET/Res	Team	Type	No.	Name	(G) Name of Assistant(s) / Action Description
Penalty	42:55	44:55	SWE	2 min.	17	SALDEEN J	- Slashing
Penalty	48:21	50:21	CZE	2 min.	17	KADLEC J	- High Sticking
Penalty	48:21	52:21	CZE	2 min.	17	KADLEC J	- High Sticking
Penalty	55:56	57:56	SWE	2 min.	17	SALDEEN J	- Charging
Penalty	59:47	60:00	SWE	2 min.	16	DAHLBOM O	- Tripping
GK	60:00		SWE				1 MORITZ J - Goalkeeper out
GK	60:00		CZE				1 BRAZDIL J - Goalkeeper out

Goalkeeper Records

Team : SWE - Sweden

No.	Name	SOG	SVS	MIP
1	MORITZ Joakim	46	41	60:00
34	HANSEN Daniel			

Team : CZE - Czech Republic

No.	Name	SOG	SVS	MIP
1	BRAZDIL Jaroslav	12	12	60:00
2	NOVAK Josef			

Game Statistics

Team : SWE (yellow)



Head Coach : TARNLUND Per Goran

No.	Pos.	Name	G	A	P	PIM	FO+	FO-	FO+/-	FO%	Shots on Goal					+/-
											1	2	3	OT	TS	
19	F	WERNEMAN Gustav	0	0	0	0	1	2	-1	33.33	0	0	0		0	-1
23	F	PETTERSSON Daniel +A	0	0	0	2	0	0	0	0.00	1	0	2		3	-1
27	D	LYRVALL Erik Gunnar +C	0	0	0	0	0	0	0	0.00	1	0	0		1	0
64	D	ARVEBRATT Fredrik	0	0	0	0	0	0	0	0.00	0	0	0		0	0
93	F	UVEMARK ANDERBERG Victor +A	0	0	0	0	11	10	1	52.38	0	0	3		3	-2
5	D	GRONLUND Henrik	0	0	0	0	0	0	0	0.00	1	0	1		2	-1
8	F	EMANUELSSON Magnus	0	0	0	0	0	0	0	0.00	0	0	0		0	-3
9	D	ERIKSSON Oscar	0	0	0	0	5	7	-2	41.67	0	0	0		0	-3
16	D	DAHLBOM Ola	0	0	0	2	0	0	0	0.00	0	0	0		0	0
29	F	LUNDBERG Ludvig	0	0	0	0	2	0	2	100.00	0	0	0		0	-1
3	D	VESTBERG Jerker	0	0	0	4	0	0	0	0.00	1	0	0		1	-3
10	F	GRONROS Andre	0	0	0	0	2	2	0	50.00	1	0	0		1	0
18	F	ORTEVALL Marcus	0	0	0	0	0	0	0	0.00	0	0	0		0	-1
20	D	EDSTROM Carl	0	0	0	0	0	0	0	0.00	0	0	0		0	-2
44	F	FRANSSON Johan	0	0	0	0	9	11	-2	45.00	0	0	0		0	-2
12	F	HJARTQUIST Victor	0	0	0	0	7	4	3	63.64	0	0	0		0	0
15	F	OSTLIN David	0	0	0	0	0	0	0	0.00	0	0	0		0	0
17	F	SALDEEN Justus	0	0	0	4	0	0	0	0.00	0	1	0		1	0
1	GK	MORITZ Joakim	0	0	0	0					0	0	0		0	
34	GK	HANSEN Daniel	0	0	0	0					0	0	0		0	
Total			0	0	0	12	37	36	1	50.68	5	1	6		12	

Team : CZE (red)

Head Coach : LISKA Jaroslav

No.	Pos.	Name	G	A	P	PIM	FO+	FO-	FO+/-	FO%	Shots on Goal					+/-
											1	2	3	OT	TS	
4	D	STEINER Dominik +C	0	1	1	0	0	0	0	0.00	1	0	0		1	+2
8	F	MULLER Jan	1	1	2	0	0	1	-1	0.00	3	3	0		6	+2
10	F	ARNOST Daniel	1	0	1	0	12	12	0	50.00	1	1	1		3	+3
17	F	KADLEC Jakub	0	0	0	4	0	0	0	0.00	1	1	1		3	0
19	D	GUTWALD Michal	0	0	0	0	0	0	0	0.00	0	1	0		1	+1
3	D	SEDLAK Jan	0	0	0	0	0	0	0	0.00	1	1	0		2	0
20	F	KAFKA Dominik	0	0	0	0	0	0	0	0.00	1	1	2		4	0
25	D	BAIL Marek	0	0	0	0	0	0	0	0.00	3	1	0		4	0
28	F	BALLNER David	0	0	0	0	0	3	-3	0.00	0	1	1		2	0
30	F	ZACHAR David +A	0	1	1	0	8	11	-3	42.11	0	3	0		3	0
5	F	NOVAK Dominik	0	2	2	0	0	1	-1	0.00	0	2	0		2	+1
11	F	HUCKO Petr +A	1	0	1	0	3	1	2	75.00	0	2	1		3	+1
15	D	ZBORIL Mikulas	0	1	1	2	0	0	0	0.00	0	0	2		2	+2
16	D	KALUZA Marek	1	0	1	2	0	0	0	0.00	0	2	1		3	+1
23	F	SMRCKA Marek	0	0	0	0	2	2	0	50.00	0	0	0		0	0
9	F	STASTNY Tomas	0	0	0	0	1	1	0	50.00	0	0	1		1	+1
12	D	SVARICEK Filip	0	0	0	0	0	0	0	0.00	0	0	2		2	+1
13	F	KRPATA Ondrej	1	0	1	4	10	5	5	66.67	1	0	1		2	+1
14	D	MATULA Frantisek	0	0	0	0	0	0	0	0.00	0	1	1		2	+1
27	F	BRZOBOHATY Michal	0	0	0	0	0	0	0	0.00	0	0	0		0	+1
1	GK	BRAZDIL Jaroslav	0	0	0	0					0	0	0		0	
2	GK	NOVAK Josef	0	0	0	0					0	0	0		0	
Total			5	6	11	12	36	37	-1	49.32	12	20	14		46	

Group A

R	Team	GP	W	OTW	OTL	L	GDF	GF:GA	PTS
1	KAZ	1	1	0	0	0	+22	22 : 0	3
2	CZE	1	1	0	0	0	+5	5 : 0	3
3	SWE	1	0	0	0	1	-5	0 : 5	0
4	CHN	1	0	0	0	1	-22	0 : 22	0

	CHN	CZE	KAZ	SWE
CHN	*****	WED 01 FEB 19:30	0:22	THU 02 FEB 19:30
CZE	WED 01 FEB 19:30	*****	FRI 03 FEB 19:30	5:0
KAZ	22:0	FRI 03 FEB 19:30	*****	TUE 31 JAN 19:30
SWE	THU 02 FEB 19:30	0:5	TUE 31 JAN 19:30	*****



Legend:		
(G)	Goals in tournament	* does not count for Plus/minus
+C	Captain	A Assists
ET/Res	Penalty end time/Result of game	F Forward
FO+	Face-offs won	FO+/- Face-offs net
GDF	Goal difference	GF Goals for
L	Losses	MIP Minutes in play (GK)
OTL	Overtime losses	OTW Overtime wins
Pos.	Position	PP1 Power play - 1 player
R	Rank	SH1 Shorthanded - 1 player
SVS	Saves	TPP Time on power play
		+/- Plus/minus net
		D Defence
		FO- Face-offs lost
		G Goals
		GK Goalkeeper
		No. Jersey number
		P Points
		PPG Power play goals
		SHG Shorthanded goals
		TS Total shots
		+A Assistant captain
		EQ Equal strength
		FO% Face-offs won as percentage
		GA Goals against
		GP Games played
		OT Overtime
		PIM Penalties in minutes
		PTS Points
		SOG Shots on goal
		W Wins





Line-Ups

KAZ - SWE

Referees

MARTIN Lucas Wilcox (USA) , SNASEL Vladimir (SVK)

Linesmen

CHOI Sukbae (KOR) , VILIUGIN Nikita (RUS)

Goalkeepers

Team: KAZ

No. Name

1 POLUEKTOV Pavel
20 KUDRYAVTSEV Sergey

Team Line-ups

Team: KAZ (blue)

No. Pos. Name

3 D DULNEV Georgiy
14 D NUREK Alexandr
18 F SAVENKOV Konstantin +C
25 F BURDELEV Artem
28 F AKOLZIN Pavel +A4 D IBRAIBEKOV Madiyar +A
22 D STEPANENKO Ivan
10 F MIKHAILIS Nikita
15 F YEVDOKIMOV Yaroslav
29 F GRENTS Dmitriy7 D GREBENCHSHIKOV Vladimir
13 D ZINCHENKO Stanislav
8 F SAVITSKIY KIRILL
19 F RAKHMANOV Mikhail
23 F PETROV Anton11 D PISSAREV Alexandr
9 F SAGADEYEV Anton
12 F ANTSIFEROV Alexey
17 F ASSETOV Alikhan
21 F NIKULIN Vladislav

Head Coach: STARYGIN SERGEY

NOT DRESSED:

30 GK GRYAZNOV Maxim

Team: SWE

No. Name

1 MORITZ Joakim
34 HANSEN Daniel

Team: SWE (yellow)

No. Pos. Name

9 D ERIKSSON Oscar
16 D DAHLBOM Ola
27 D LYRVALL Erik Gunnar +C
17 F SALDEEN Justus
23 F PETTERSSON Daniel +A3 D VESTBERG Jerker
6 D PISCATOR Erik
10 F GRONROS Andre
19 F WERNEMAN Gustav
93 F UVEMARK ANDERBERG Victor +A5 D GRONLUND Henrik
20 D EDSTROM Carl
18 F ORTEVALL Marcus
29 F LUNDBERG Ludvig
44 F FRANSSON Johan64 D ARVEBRATT Fredrik
8 F EMANUELSSON Magnus
12 F HJARTQUIST Victor

Head Coach: TARNLUND Per Goran

NOT DRESSED:

15 F OSTLIN David

Legend:

D Defence

F Forward

No. Jersey number

Pos. Position

+A Assistant captain

+C Captain



Game Summary

KAZ - SWE 5 - 0 (2 - 0 , 1 - 0 , 2 - 0)

Spectators	Referees	Linesmen
2800	MARTIN Lucas Wilcox (USA) , SNASEL Vladimir (SVK)	CHOI Sukbae (KOR) , VILIUGIN Nikita (RUS)

Team Statistics

Period	Score	SVS	SOG	PIM	TPP	PPG	SHG
1	2 : 0	5 : 20	22 : 5	4 : 4	03:50 : 04:00	1 : 0	0 : 0
2	1 : 0	4 : 17	18 : 4	6 : 4	03:49 : 05:28	0 : 0	0 : 0
3	2 : 0	2 : 13	15 : 2	4 : 4	02:47 : 04:21	1 : 0	0 : 0
Total	5 : 0	11 : 50	55 : 11	14 : 12	10:26 : 13:49	2 : 0	0 : 0

1st Period

Action	Time	ET/Res	Team	Type	No.	Name	(G)	Name of Assistant(s) / Action Description
GK	00:00		KAZ		1	POLUEKTOV P		- Goalkeeper in
GK	00:00		SWE		34	HANSEN D		- Goalkeeper in
Goal	02:06	1 : 0	KAZ	EQ	8	SAVITSKIY K	(3)	19 RAKHMANOV M On Ice KAZ 1 7 8 11 19 23 7 GREBENCHSHIKOV SWE 34 8 16 18 29 44 V
Penalty	03:14	05:14	KAZ	2 min.	28	AKOLZIN P		- High Sticking
Penalty	07:03	09:03	SWE	2 min.	27	LYRVALL EG		- Holding an opponent
Penalty	09:50	11:50	KAZ	2 min.	11	PISSAREV A		- Interference
Penalty	15:20	17:10	SWE	2 min.	17	SALDEEN J		- Slashing
Goal	17:10	2 : 0	KAZ	PP1	15	YEVDOKIMOV Y	(2)	29 GRENTS D On Ice KAZ 1 4 15 22 28 29 22 STEPANENKO I SWE 34 5 12 19 20 *

2nd Period

Action	Time	ET/Res	Team	Type	No.	Name	(G)	Name of Assistant(s) / Action Description
Penalty	23:43	25:43	KAZ	2 min.	29	GRENTS D		- High Sticking
Penalty	25:50	27:50	SWE	2 min.	9	ERIKSSON O		- Holding an opponent
Penalty	29:32	31:32	SWE	2 min.	19	WERNEMAN G		- Tripping
Penalty	31:21	33:21	KAZ	2 min.	14	NUREK A		- Tripping
Goal	35:10	3 : 0	KAZ	EQ	18	SAVENKOV K	(2)	23 PETROV A On Ice KAZ 1 3 14 18 25 28 SWE 34 9 16 17 23 27
Penalty	38:21	40:21	KAZ	2 min.	28	AKOLZIN P		- Interference

3rd Period

Action	Time	ET/Res	Team	Type	No.	Name	(G)	Name of Assistant(s) / Action Description
Penalty	40:54	42:54	SWE	2 min.	19	WERNEMAN G		- Hooking
Penalty	44:42	46:42	KAZ	2 min.	11	PISSAREV A		- Holding an opponent
Time-out	47:58		SWE					
Goal	49:11	4 : 0	KAZ	EQ	9	SAGADEYEV A	(3)	12 ANTSIFEROV A On Ice KAZ 1 7 9 11 12 21 SWE 34 10 16 19 23 27
Penalty	51:00	53:00	KAZ	2 min.	7	GREBENCHSHIKOV V		- Clipping
Penalty	56:10	56:57	SWE	2 min.	5	GRONLUND H		- Slashing
Goal	56:57	5 : 0	KAZ	PP1	29	GRENTS D	(3)	8 SAVITSKIY K On Ice KAZ 1 8 10 15 22 29 10 MIKHAILIS N SWE 34 3 6 12 44 *
GK	60:00		KAZ					1 POLUEKTOV P - Goalkeeper out
GK	60:00		SWE					34 HANSEN D - Goalkeeper out

Goalkeeper Records

Team : KAZ - Kazakhstan

No.	Name	SOG	SVS	MIP
1	POLUEKTOV Pavel	11	11	60:00
20	KUDRYAVTSEV Sergey			

Team : SWE - Sweden


No.	Name	SOG	SVS	MIP
34	HANSEN Daniel	55	50	60:00
1	MORITZ Joakim			

Game Statistics

IHOMTEAM6-----GPA-000300--_74 3.0

Report Created TUE 31 JAN 2017 21:49

Page 1/3





Team : KAZ (blue)

Head Coach : STARYGIN SERGEY

No. Pos.	Name	G	A	P	PIM	FO+	FO-	FO+/-	FO%	Shots on Goal					+/-	
										1	2	3	OT	TS		
3	D	DULNEV Georgiy	0	0	0	0	0	0	0.00	0	0	3		3	+1	
14	D	NUREK Alexandr	0	0	0	2	0	0	0.00	1	0	1		2	+1	
18	F	SAVENKOV Konstantin +C	1	0	1	0	7	7	0	50.00	0	1	0		1	+1
25	F	BURDELEV Artem	0	0	0	0	0	2	-2	0.00	1	0	0		1	+1
28	F	AKOLZIN Pavel +A	0	0	0	4	0	0	0	0.00	1	0	3		4	+1
4	D	IBRAIBEKOV Madiyar +A	0	0	0	0	0	0	0	0.00	0	3	0		3	0
10	F	MIKHAILIS Nikita	0	1	1	0	0	0	0	0.00	3	2	0		5	0
15	F	YEVDOKIMOV Yaroslav	1	0	1	0	1	1	0	50.00	2	1	1		4	0
22	D	STEPANENKO Ivan	0	1	1	0	0	0	0	0.00	0	1	0		1	0
29	F	GRENTS Dmitriy	1	1	2	2	17	4	13	80.95	2	3	1		6	0
7	D	GREBENCHSHIKOV Vladimir	0	1	1	2	0	0	0	0.00	2	0	0		2	+2
8	F	SAVITSKIY Kirill	1	1	2	0	0	0	0	0.00	2	0	0		2	+1
13	D	ZINCHENKO Stanislav	0	0	0	0	0	0	0	0.00	0	0	1		1	0
19	F	RAKHMANOV Mikhail	0	1	1	0	0	0	0	0.00	1	0	1		2	+1
23	F	PETROV Anton	0	1	1	0	8	7	1	53.33	0	3	0		3	+1
9	F	SAGADEYEV Anton	1	0	1	0	11	4	7	73.33	1	2	3		6	+1
11	D	PISSAREV Alexandr	0	0	0	4	0	0	0	0.00	0	0	0		0	+2
12	F	ANTSIFEROV Alexey	0	1	1	0	2	0	2	100.00	3	0	0		3	+1
17	F	ASSETOV Alikhan	0	0	0	0	0	0	0	0.00	2	1	0		3	0
21	F	NIKULIN Vladislav	0	0	0	0	0	0	0	0.00	1	1	1		3	+1
1	GK	POLUEKTOV Pavel	0	0	0	0					0	0	0		0	
20	GK	KUDRYAVTSEV Sergey	0	0	0	0					0	0	0		0	
Total			5	8	13	14	46	25	21	64.79	22	18	15		55	

Team : SWE (yellow)

Head Coach : TARNLUND Per Goran

No. Pos.	Name	G	A	P	PIM	FO+	FO-	FO+/-	FO%	Shots on Goal					+/-	
										1	2	3	OT	TS		
9	D	ERIKSSON Oscar	0	0	0	2	4	6	-2	40.00	0	0	0		0	-1
16	D	DAHLBOM Ola	0	0	0	0	0	0	0	0.00	0	0	0		0	-3
17	F	SALDEEN Justus	0	0	0	2	0	0	0	0.00	0	0	0		0	-1
23	F	PETTERSSON Daniel +A	0	0	0	0	1	1	0	50.00	1	0	2		3	-2
27	D	LYRVALL Erik Gunnar +C	0	0	0	2	0	0	0	0.00	0	1	0		1	-2
3	D	VESTBERG Jerker	0	0	0	0	0	0	0	0.00	0	0	0		0	0
6	D	PISCATOR Erik	0	0	0	0	0	0	0	0.00	1	0	0		1	0
10	F	GRONROS Andre	0	0	0	0	1	1	0	50.00	0	1	0		1	-1
19	F	WERNEMAN Gustav	0	0	0	4	1	3	-2	25.00	0	0	0		0	-1
93	F	UVEMARK ANDERBERG Victor +A	0	0	0	0	9	15	-6	37.50	1	1	0		2	0
5	D	GRONLUND Henrik	0	0	0	2	0	0	0	0.00	0	1	0		1	0
18	F	ORTEVALL Marcus	0	0	0	0	0	0	0	0.00	0	0	0		0	-1
20	D	EDSTROM Carl	0	0	0	0	0	0	0	0.00	0	0	0		0	0
29	F	LUNDBERG Ludvig	0	0	0	0	0	0	0	0.00	0	0	0		0	-1
44	F	FRANSSON Johan	0	0	0	0	4	10	-6	28.57	0	0	0		0	-1
8	F	EMANUELSSON Magnus	0	0	0	0	0	1	-1	0.00	1	0	0		1	-1
12	F	HJARTQUIST Victor	0	0	0	0	3	4	-1	42.86	0	0	0		0	0
64	D	ARVEBRATT Fredrik	0	0	0	0	2	5	-3	28.57	1	0	0		1	0
1	GK	MORITZ Joakim	0	0	0	0					0	0	0		0	
34	GK	HANSEN Daniel	0	0	0	0					0	0	0		0	
Total			0	0	0	12	25	46	-21	35.21	5	4	2		11	



Group A

R	Team	GP	W	OTW	OTL	L	GDF	GF : GA	PTS
1	KAZ	2	2	0	0	0	+27	27 : 0	6
2	CZE	1	1	0	0	0	+5	5 : 0	3
3	CHN	1	0	0	0	1	-22	0 : 22	0
4	SWE	2	0	0	0	2	-10	0 : 10	0

	CHN	CZE	KAZ	SWE
CHN	*****	WED 01 FEB 19:30	0:22	THU 02 FEB 19:30
CZE	WED 01 FEB 19:30	*****	FRI 03 FEB 19:30	5:0
KAZ	22:0	FRI 03 FEB 19:30	*****	5:0
SWE	THU 02 FEB 19:30	0:5	0:5	*****

Legend:			
(G)	Goals in tournament	*	does not count for Plus/minus
+C	Captain	A	Assists
ET/Res	Penalty end time/Result of game	F	Forward
FO+	Face-offs won	FO+/-	Face-offs net
GDF	Goal difference	GF	Goals for
L	Losses	MIP	Minutes in play (GK)
OTL	Overtime losses	OTW	Overtime wins
Pos.	Position	PP1	Power play - 1 player
R	Rank	SHG	Shorthanded goals
TPP	Time on power play	TS	Total shots
		+/-	Plus/minus net
		D	Defence
		FO-	Face-offs lost
		G	Goals
		GK	Goalkeeper
		No.	Jersey number
		P	Points
		PPG	Power play goals
		SOG	Shots on goal
		W	Wins
		+A	Assistant captain
		EQ	Equal strength
		FO%	Face-offs won as percentage
		GA	Goals against
		GP	Games played
		OT	Overtime
		PIM	Penalties in minutes
		PTS	Points
		SVS	Saves





Line-Ups

CZE - CHN

Referees

HOGARTH Stefan (GBR) , SUBBOTIN Arkadiy (KAZ)

Linesmen

CHOI Sukbae (KOR) , WELLS Christopher (GBR)

Goalkeepers

Team: CZE

No.	Name
2	NOVAK Josef
1	BRAZDIL Jaroslav

Team Line-ups

Team: CZE (white)

No.	Pos.	Name
4	D	STEINER Dominik +C
19	D	GUTWALD Michal
8	F	MULLER Jan
10	F	ARNOST Daniel
17	F	KADLEC Jakub
3	D	SEDLAK Jan
25	D	BAIL Marek
20	F	KAFKA Dominik
28	F	BALLNER David
30	F	ZACHAR David +A
15	D	ZBORIL Mikulas
16	D	KALUZA Marek
5	F	NOVAK Dominik
11	F	HUCKO Petr +A
12	D	SVARICEK Filip
14	D	MATULA Frantisek
9	F	STASTNY Tomas
13	F	KRPATA Ondrej
27	F	BRZOBOHATY Michal

Head Coach: LISKA Jaroslav

NOT DRESSED:

23 F SMRCKA Marek

Team: CHN

No.	Name
69	WU Jiankun
31	ZHOU Tongzhe

Team: CHN (red)

No.	Pos.	Name
26	D	WU Jiasiteng
66	D	ZHANG Zhen
16	F	YU Mingrunze
17	F	JI Peng
30	F	BAO Jiachang +A
9	D	CHEN Jin +C
12	D	ZHANG Pengfei
21	D	QIAN Jinglin
10	F	HUANG Peng +A
71	F	YUE Xinhao
8	D	GUAN Tianyi
11	F	NAN Xiaoming
14	F	WU Hao
55	F	MA Tianyue
68	F	DENG Zemin

Head Coach: WANG Benyu

Legend:

D	Defence	F	Forward	No.	Jersey number	Pos.	Position
+A	Assistant captain	+C	Captain				



Game Summary

CZE - CHN 15 - 0 (6 - 0 , 3 - 0 , 6 - 0)

Spectators	Referees	Linesmen
1700	HOGARTH Stefan (GBR) , SUBBOTIN Arkadiy (KAZ)	CHOI Sukbae (KOR) , WELLS Christopher (GBR)

Team Statistics

Period	Score	SVS	SOG	PIM	TPP	PPG	SHG
1	6 : 0	2 : 25	31 : 2	6 : 4	03:13 : 05:20	2 : 0	0 : 0
2	3 : 0	3 : 19	22 : 3	4 : 6	03:42 : 03:04	3 : 0	0 : 0
3	6 : 0	2 : 25	31 : 2	2 : 6	03:42 : 00:45	1 : 0	0 : 0
Total	15 : 0	7 : 69	84 : 7	12 : 16	10:37 : 09:09	6 : 0	0 : 0

1st Period

Action	Time	ET/Res	Team	Type	No.	Name	(G)	Name of Assistant(s) / Action Description
GK	00:00		CZE		2	NOVAK J		- Goalkeeper in
GK	00:00		CHN		69	WU J		- Goalkeeper in
Goal	01:36	1 : 0	CZE	EQ	10	ARNOST D	(2)	3 SEDLAK J On Ice CZE 2 3 5 10 11 15 CHN 69 11 21 55 66 68
Goal	02:26	2 : 0	CZE	EQ	9	STASTNY T	(1)	27 BRZOBOHATY M On Ice CZE 2 9 12 13 14 27 CHN 69 16 17 26 30 66
Penalty	03:07	05:07	CHN	2 min.	9	CHEN J		- Hooking
Goal	05:07	3 : 0	CZE	PP1	10	ARNOST D	(3)	16 KALUZA M On Ice CZE 2 5 10 11 15 16 CHN 69 10 12 21 71 *
Penalty	06:09	08:09	CZE	2 min.	27	BRZOBOHATY M		- Tripping
Goal	10:42	4 : 0	CZE	EQ	12	SVARICEK F	(1)	On Ice CZE 2 9 12 13 14 27 CHN 69 10 12 21 68 71
Goal	11:29	5 : 0	CZE	EQ	17	KADLEC J	(1)	On Ice CZE 2 4 8 10 17 19 CHN 69 9 11 26 55 66
Penalty	12:16	14:16	CZE	2 min.	-	Team penalty		- Too Many Men / Served by: 25 BAIL M
Penalty	13:36	15:36	CZE	2 min.	5	NOVAK D		- Boarding
Penalty	15:41	16:54	CHN	2 min.	66	ZHANG Z		- Holding an opponent
Goal	16:54	6 : 0	CZE	PP1	28	BALLNER D	(1)	25 BAIL M On Ice CZE 2 3 20 25 28 30 20 KAFKA D CHN 69 10 21 26 71 *

2nd Period

Action	Time	ET/Res	Team	Type	No.	Name	(G)	Name of Assistant(s) / Action Description
Penalty	20:00	22:00	CHN	2 min.	-	Team penalty		- Delaying the Game / Served by: 9 CHEN J
Goal	20:32	7 : 0	CZE	PP1	4	STEINER D	(1)	19 GUTWALD M On Ice CZE 2 4 8 10 17 19 10 ARNOST D CHN 69 16 17 26 30 *
Penalty	21:04	23:04	CZE	2 min.	28	BALLNER D		- Hooking
Penalty	24:08	25:24	CHN	2 min.	12	ZHANG P		- Tripping
Goal	25:24	8 : 0	CZE	PP1	9	STASTNY T	(2)	14 MATULA F On Ice CZE 2 9 12 13 14 27 27 BRZOBOHATY M CHN 69 16 17 26 66 *
Penalty	32:42	34:42	CZE	2 min.	27	BRZOBOHATY M		- Slashing
Penalty	37:16	38:38	CHN	2 min.	21	QIAN J		- Holding an opponent
Goal	38:38	9 : 0	CZE	PP1	11	HUCKO P	(2)	16 KALUZA M On Ice CZE 2 5 8 11 15 16 5 NOVAK D CHN 69 26 66 68 71 *

3rd Period

Action	Time	ET/Res	Team	Type	No.	Name	(G)	Name of Assistant(s) / Action Description
Goal	40:18	10 : 0	CZE	EQ	20	KAFKA D	(1)	3 SEDLAK J On Ice CZE 2 3 20 25 28 30 30 ZACHAR D CHN 69 16 17 26 30 66
Penalty	42:37	44:37	CZE	2 min.	11	HUCKO P		- Holding an opponent
Penalty	43:22	45:22	CHN	2 min.	30	BAO J		- Hooking
Penalty	45:56	47:56	CHN	2 min.	66	ZHANG Z		- Slashing
Goal	48:51	11 : 0	CZE	EQ	28	BALLNER D	(2)	30 ZACHAR D On Ice CZE 2 3 20 25 28 30 25 BAIL M CHN 69 16 17 21 30 66
Time-out	48:51		CHN					



Action	Time	ET/Res	Team	Type	No.	Name	(G)	Name of Assistant(s) / Action Description
Goal	52:53	12 : 0	CZE	EQ	14	MATULA F	(1)	On Ice CZE 2 9 12 13 14 27 CHN 69 9 11 12 21 55
Goal	53:35	13 : 0	CZE	EQ	20	KAFKA D	(2)	28 BALLNER D 30 ZACHAR D On Ice CZE 2 3 20 25 28 30 CHN 69 11 16 17 26 30
Penalty	54:09	55:06	CHN	2 min.	21	QIAN J		- Interference
Goal	55:06	14 : 0	CZE	PP1	11	HUCKO P	(3)	30 ZACHAR D 16 KALUZA M On Ice CZE 2 5 11 15 16 30 CHN 69 12 16 26 66 71 *
Goal	55:28	15 : 0	CZE	EQ	27	BRZOBOHATY M	(1)	14 MATULA F On Ice CZE 2 9 12 13 14 27 CHN 69 16 17 26 30 66
GK	60:00		CZE					2 NOVAK J - Goalkeeper out
GK	60:00		CHN					69 WU J - Goalkeeper out

Goalkeeper Records

Team : CZE - Czech Republic

Team : CHN - People's Republic of China

No.	Name	SOG	SVS	MIP
2	NOVAK Josef	7	7	60:00
1	BRAZDIL Jaroslav			

No.	Name	SOG	SVS	MIP
69	WU Jiankun	84	69	60:00
31	ZHOU Tongzhe			

Game Statistics

Team : CZE (white)

Head Coach : LISKA Jaroslav

No.	Pos.	Name	G	A	P	PIM	FO+	FO-	FO+/-	FO%	Shots on Goal					+/-
											1	2	3	OT	TS	
4	D	STEINER Dominik +C	1	0	1	0	0	0	0	0.00	2	1	1		4	+1
8	F	MULLER Jan	0	0	0	0	2	1	1	66.67	2	0	3		5	+1
10	F	ARNOST Daniel	2	1	3	0	9	12	-3	42.86	3	1	0		4	+2
17	F	KADLEC Jakub	1	0	1	0	4	0	4	100.00	1	1	0		2	+1
19	D	GUTWALD Michal	0	1	1	0	0	0	0	0.00	1	2	2		5	+1
3	D	SEDLAK Jan	0	2	2	0	0	0	0	0.00	0	1	1		2	+4
20	F	KAFKA Dominik	2	1	3	0	1	0	1	100.00	2	1	5		8	+3
25	D	BAIL Marek	0	2	2	0	0	0	0	0.00	3	0	3		6	+3
28	F	BALLNER David	2	1	3	2	0	3	-3	0.00	1	0	3		4	+3
30	F	ZACHAR David +A	0	4	4	0	10	5	5	66.67	0	1	2		3	+3
5	F	NOVAK Dominik	0	1	1	2	0	0	0	0.00	2	1	0		3	+1
11	F	HUCKO Petr +A	2	0	2	2	3	2	1	60.00	0	4	2		6	+1
15	D	ZBORIL Mikulas	0	0	0	0	0	0	0	0.00	1	1	2		4	+1
16	D	KALUZA Marek	0	3	3	0	0	0	0	0.00	1	1	1		3	0
9	F	STASTNY Tomas	2	0	2	0	0	1	-1	0.00	2	1	0		3	+4
12	D	SVARICEK Filip	1	0	1	0	0	0	0	0.00	4	1	0		5	+4
13	F	KRPATA Ondrej	0	0	0	0	13	5	8	72.22	1	3	0		4	+4
14	D	MATULA Frantisek	1	2	3	0	0	0	0	0.00	3	1	4		8	+4
27	F	BRZOBOHATY Michal	1	2	3	4	0	0	0	0.00	2	1	2		5	+4
1	GK	BRAZDIL Jaroslav	0	0	0	0					0	0	0		0	
2	GK	NOVAK Josef	0	0	0	0					0	0	0		0	
Total			15	20	35	10	42	29	13	59.15	31	22	31		84	

Team : CHN (red)

Head Coach : WANG Benyu

No.	Pos.	Name	G	A	P	PIM	FO+	FO-	FO+/-	FO%	Shots on Goal					+/-
											1	2	3	OT	TS	
16	F	YU Mingrunze	0	0	0	0	0	0	0	0.00	0	0	0		0	-5
17	F	JI Peng	0	0	0	0	16	16	0	50.00	0	1	0		1	-5
26	D	WU Jiasiteng	0	0	0	0	0	0	0	0.00	0	0	0		0	-5
30	F	BAO Jiachang +A	0	0	0	2	0	1	-1	0.00	0	0	0		0	-5
66	D	ZHANG Zhen	0	0	0	4	0	0	0	0.00	0	0	0		0	-6
9	D	CHEN Jin +C	0	0	0	2	0	0	0	0.00	0	0	0		0	-2
10	F	HUANG Peng +A	0	0	0	0	8	18	-10	30.77	0	0	1		1	-1
12	D	ZHANG Pengfei	0	0	0	2	0	0	0	0.00	0	1	0		1	-2
21	D	QIAN Jinglin	0	0	0	4	0	0	0	0.00	0	0	0		0	-4



Head Coach : WANG Benyu

No.	Pos.	Name	G	A	P	PIM	FO+	FO-	FO+/-	FO%	Shots on Goal				+/-	
											1	2	3	OT		
71	F	YUE Xinhao	0	0	0	0	0	2	-2	0.00	1	0	0		1	-1
8	D	GUAN Tianyi	0	0	0	0	0	0	0	0.00	0	0	0		0	0
11	F	NAN Xiaoming	0	0	0	0	0	0	0	0.00	1	1	0		2	-4
14	F	WU Hao	0	0	0	0	0	0	0	0.00	0	0	0		0	0
55	F	MA Tianyue	0	0	0	0	5	5	0	50.00	0	0	0		0	-3
68	F	DENG Zemin	0	0	0	0	0	0	0	0.00	0	0	1		1	-2
31	GK	ZHOU Tongzhe	0	0	0	0					0	0	0		0	
69	GK	WU Jiankun	0	0	0	0					0	0	0		0	
Total			0	0	0	14	29	42	-13	40.85	2	3	2		7	

Group A

R	Team	GP	W	OTW	OTL	L	GDF	GF : GA	PTS
1	KAZ	2	2	0	0	0	+27	27 : 0	6
2	CZE	2	2	0	0	0	+20	20 : 0	6
3	SWE	2	0	0	0	2	-10	0 : 10	0
4	CHN	2	0	0	0	2	-37	0 : 37	0

	CHN	CZE	KAZ	SWE
CHN	*****	0:15	0:22	THU 02 FEB 19:30
CZE	15:0	*****	FRI 03 FEB 19:30	5:0
KAZ	22:0	FRI 03 FEB 19:30	*****	5:0
SWE	THU 02 FEB 19:30	0:5	0:5	*****

Legend:			
(G)	Goals in tournament	*	does not count for Plus/minus
+C	Captain	A	Assists
ET/Res	Penalty end time/Result of game	F	Forward
FO+	Face-offs won	FO+/-	Face-offs net
GDF	Goal difference	GF	Goals for
L	Losses	MIP	Minutes in play (GK)
OTL	Overtime losses	OTW	Overtime wins
Pos.	Position	PP1	Power play - 1 player
R	Rank	SHG	Shorthanded goals
TPP	Time on power play	TS	Total shots
		+/-	Plus/minus net
		D	Defence
		FO-	Face-offs lost
		G	Goals
		GK	Goalkeeper
		No.	Jersey number
		P	Points
		PPG	Power play goals
		SOG	Shots on goal
		W	Wins
		+A	Assistant captain
		EQ	Equal strength
		FO%	Face-offs won as percentage
		GA	Goals against
		GP	Games played
		OT	Overtime
		PIM	Penalties in minutes
		PTS	Points
		SVS	Saves





Line-Ups

CHN - SWE

Referees

ROSHCHYN NIKITIN Alexey (ESP) , SUBBOTIN Arkadiy (KAZ)

Linesmen

RICHARDSON Patrick Ian (USA) , ZIKA Michal (CZE)

Goalkeepers

Team: CHN

No. Name

69 WU Jiankun

31 ZHOU Tongzhe

Team Line-ups

Team: CHN (white)

No. Pos. Name

26	D	WU Jiasiteng
66	D	ZHANG Zhen
16	F	YU Mingrunze
17	F	JI Peng
30	F	BAO Jiachang +A
12	D	ZHANG Pengfei
21	D	QIAN Jinglin
10	F	HUANG Peng +A
68	F	DENG Zemin
71	F	YUE Xinhao
8	D	GUAN Tianyi
9	D	CHEN Jin +C
11	F	NAN Xiaoming
14	F	WU Hao
55	F	MA Tianyue

Team: SWE

No. Name

1 MORITZ Joakim

34 HANSEN Daniel

Team: SWE (blue)

No. Pos. Name

9	D	ERIKSSON Oscar
16	D	DAHLBOM Ola
27	D	LYRVALL Erik Gunnar +C
17	F	SALDEEN Justus
23	F	PETTERSSON Daniel +A
3	D	VESTBERG Jerker
6	D	PISCATOR Erik
10	F	GRONROS Andre
19	F	WERNEMAN Gustav
93	F	UVEMARK ANDERBERG Victor +A
5	D	GRONLUND Henrik
20	D	EDSTROM Carl
15	F	OSTLIN David
18	F	ORTEVALL Marcus
44	F	FRANSSON Johan
64	D	ARVEBRATT Fredrik
8	F	EMANUELSSON Magnus
12	F	HJARTQUIST Victor
29	F	LUNDBERG Ludvig

Head Coach: WANG Benyu

Head Coach: TARNLUND Per Goran

Legend:

D	Defence	F	Forward	No.	Jersey number	Pos.	Position
+A	Assistant captain	+C	Captain				



Game Summary

CHN - SWE 0 - 15 (0 - 5 , 0 - 6 , 0 - 4)

Spectators	Referees	Linesmen
2271	ROSHCHYN NIKITIN Alexey (ESP) , SUBBOTIN Arkadiy (KAZ)	RICHARDSON Patrick Ian (USA) , ZIKA Michal (CZE)

Team Statistics

Period	Score	SVS	SOG	PIM	TPP	PPG	SHG
1	0 : 5	19 : 1	1 : 24	2 : 0	00:00 : 02:00	0 : 0	0 : 0
2	0 : 6	15 : 2	2 : 21	6 : 4	01:32 : 02:55	0 : 1	0 : 1
3	0 : 4	16 : 3	3 : 20	4 : 2	03:08 : 03:33	0 : 2	0 : 0
Total	0 : 15	50 : 6	6 : 65	12 : 6	04:40 : 08:28	0 : 3	0 : 1

1st Period

Action	Time	ET/Res	Team	Type	No.	Name	(G)	Name of Assistant(s) / Action Description
GK	00:00		CHN		69	WU J		- Goalkeeper in
GK	00:00		SWE		1	MORITZ J		- Goalkeeper in
Goal	00:49	0 : 1	SWE	EQ	23	PETTERSSON D	(1)	On Ice CHN 69 12 17 21 68 71 SWE 1 3 6 10 23 93
Goal	03:06	0 : 2	SWE	EQ	23	PETTERSSON D	(2)	9 ERIKSSON O 12 HJARTQUIST V On Ice CHN 69 10 26 66 68 71 SWE 1 3 9 16 17 23
Goal	04:12	0 : 3	SWE	EQ	9	ERIKSSON O	(1)	6 PISCATOR E 23 PETTERSSON D On Ice CHN 69 9 10 26 66 68 SWE 1 5 6 9 17 23
GK	04:12		CHN		31	ZHOU T		- Goalkeeper in
Penalty	08:44	10:44	CHN	2 min.	11	NAN X		- Tripping
Goal	12:03	0 : 4	SWE	EQ	29	LUNDBERG L	(1)	5 GRONLUND H On Ice CHN 31 9 11 26 55 66 SWE 1 5 8 16 19 29
Goal	12:24	0 : 5	SWE	EQ	27	LYRVALL EG	(1)	9 ERIKSSON O On Ice CHN 31 10 12 21 68 71 SWE 1 6 9 17 23 27

2nd Period

Action	Time	ET/Res	Team	Type	No.	Name	(G)	Name of Assistant(s) / Action Description
Goal	20:16	0 : 6	SWE	EQ	23	PETTERSSON D	(3)	On Ice CHN 31 17 26 30 66 71 SWE 1 9 16 17 23 27
Penalty	20:53	20:59	CHN	2 min.	10	HUANG P		- Slashing
Goal	20:59	0 : 7	SWE	PP1	17	SALDEEN J	(1)	23 PETTERSSON D 27 LYRVALL EG On Ice CHN 31 12 17 30 66 SWE 1 10 17 23 27 93 *
Penalty	21:44	23:44	CHN	2 min.	26	WU J		- Kneeing
Goal	23:51	0 : 8	SWE	EQ	29	LUNDBERG L	(2)	93 UVEMARK ANDERBERG V 10 GRONROS A On Ice CHN 31 10 12 17 66 68 SWE 1 5 10 23 29 93
Goal	25:49	0 : 9	SWE	EQ	93	UVEMARK ANDERBERG V	(1)	10 GRONROS A 19 WERNEMAN G On Ice CHN 31 12 17 21 30 71 SWE 1 10 19 20 27 93
Penalty	28:41	30:41	SWE	2 min.	5	GRONLUND H		- Holding the Stick
Penalty	29:30	31:30	CHN	2 min.	21	QIAN J		- Interference
Goal	30:20	0 : 10	SWE	EQ	9	ERIKSSON O	(2)	23 PETTERSSON D On Ice CHN 31 17 26 66 68 SWE 1 3 9 20 23
Penalty	39:17	41:17	SWE	2 min.	93	UVEMARK ANDERBERG V		- Tripping
Goal	39:32	0 : 11	SWE	SH1	29	LUNDBERG L	(3)	19 WERNEMAN G On Ice CHN 31 11 26 30 66 68 SWE 1 6 19 27 29

3rd Period

Action	Time	ET/Res	Team	Type	No.	Name	(G)	Name of Assistant(s) / Action Description
Goal	46:30	0 : 12	SWE	EQ	10	GRONROS A	(1)	23 PETTERSSON D On Ice CHN 31 16 17 26 30 66 SWE 1 3 10 23 64 93
Penalty	47:13	49:13	SWE	2 min.	19	WERNEMAN G		- Cross-Checking
Penalty	49:04	50:58	CHN	2 min.	10	HUANG P		- High Sticking
Goal	50:58	0 : 13	SWE	PP1	18	ORTEVALL M	(1)	3 VESTBERG J On Ice CHN 31 11 26 66 71 SWE 1 3 9 12 18 44 *



Action	Time	ET/Res	Team	Type	No.	Name	(G)	Name of Assistant(s) / Action Description
Penalty	56:10	57:58	CHN	2 min.	26	WU J		- Tripping
Goal	57:58	0 : 14	SWE	PP1	9	ERIKSSON O	(3)	3 VESTBERG J On Ice CHN 31 17 21 66 68 SWE 1 3 9 12 18 44 *
Goal	58:49	0 : 15	SWE	EQ	5	GRONLUND H	(1)	19 WERNEMAN G On Ice CHN 31 9 11 26 55 66 SWE 1 5 6 8 19 29
GK	60:00		CHN					31 ZHOU T - Goalkeeper out
GK	60:00		SWE					1 MORITZ J - Goalkeeper out

Goalkeeper Records

Team : CHN - People's Republic of China

Team : SWE - Sweden

No.	Name	SOG	SVS	MIP	No.	Name	SOG	SVS	MIP
31	ZHOU Tongzhe	58	46	55:48	1	MORITZ Joakim	6	6	60:00
69	WU Jiankun	7	4	04:12	34	HANSEN Daniel			

Game Statistics

Team : CHN (white)

Head Coach : WANG Benyu

No.	Pos.	Name								Shots on Goal					+/-		
			G	A	P	PIM	FO+	FO-	FO+/-	FO%	1	2	3	OT		TS	
16	F	YU Mingrunze	0	0	0	0	0	0	0	0	0	0.00	0	0	0	0	-1
17	F	JI Peng	0	0	0	0	6	17	-11	26.09	0	0	0	0	-6		
26	D	WU Jiasiteng	0	0	0	4	0	0	0	0.00	1	0	0	1	-8		
30	F	BAO Jiachang +A	0	0	0	0	0	2	-2	0.00	0	1	1	2	-4		
66	D	ZHANG Zhen	0	0	0	0	1	0	1	100.00	0	0	1	1	-9		
10	F	HUANG Peng +A	0	0	0	4	6	22	-16	21.43	0	0	0	0	-4		
12	D	ZHANG Pengfei	0	0	0	0	0	0	0	0.00	0	0	0	0	-4		
21	D	QIAN Jinglin	0	0	0	2	0	0	0	0.00	0	0	0	0	-3		
68	F	DENG Zemin	0	0	0	0	0	0	0	0.00	0	1	0	1	-7		
71	F	YUE Xinhao	0	0	0	0	1	1	0	50.00	0	0	1	1	-5		
8	D	GUAN Tianyi	0	0	0	0	0	0	0	0.00	0	0	0	0	0		
9	D	CHEN Jin +C	0	0	0	0	0	0	0	0.00	0	0	0	0	-3		
11	F	NAN Xiaoming	0	0	0	2	0	1	-1	0.00	0	0	0	0	-3		
14	F	WU Hao	0	0	0	0	0	0	0	0.00	0	0	0	0	0		
55	F	MA Tianyue	0	0	0	0	5	12	-7	29.41	0	0	0	0	-2		
31	GK	ZHOU Tongzhe	0	0	0	0					0	0	0	0			
69	GK	WU Jiankun	0	0	0	0					0	0	0	0			
Total			0	0	0	12	19	55	-36	25.68	1	2	3	6			

Team : SWE (blue)

Head Coach : TARNLUND Per Goran

No.	Pos.	Name								Shots on Goal					+/-
			G	A	P	PIM	FO+	FO-	FO+/-	FO%	1	2	3	OT	
9	D	ERIKSSON Oscar	3	2	5	0	14	5	9	73.68	1	2	2	5	+5
16	D	DAHLBOM Ola	0	0	0	0	0	0	0	0.00	1	2	0	3	+3
17	F	SALDEEN Justus	1	0	1	0	0	0	0	0.00	0	1	1	2	+4
23	F	PETTERSSON Daniel +A	3	4	7	0	0	0	0	0.00	6	2	4	12	+8
27	D	LYRVALL Erik Gunnar +C	1	1	2	0	0	0	0	0.00	4	0	0	4	+4
3	D	VESTBERG Jerker	0	2	2	0	0	0	0	0.00	1	2	2	5	+4
6	D	PISCATOR Erik	0	1	1	0	0	0	0	0.00	1	1	1	3	+5
10	F	GRONROS Andre	1	2	3	0	0	0	0	0.00	0	2	2	4	+4
19	F	WERNEMAN Gustav	0	3	3	2	6	2	4	75.00	1	3	2	6	+4
93	F	UVEMARK ANDERBERG Victor +A	1	1	2	2	22	0	22	100.00	1	1	0	2	+4
5	D	GRONLUND Henrik	1	1	2	2	0	0	0	0.00	1	0	1	2	+4
15	F	OSTLIN David	0	0	0	0	0	0	0	0.00	0	1	1	2	0
18	F	ORTEVALL Marcus	1	0	1	0	0	0	0	0.00	0	0	1	1	0
20	D	EDSTROM Carl	0	0	0	0	0	0	0	0.00	0	0	0	0	+2
44	F	FRANSSON Johan	0	0	0	0	7	10	-3	41.18	0	0	1	1	0
8	F	EMANUELSSON Magnus	0	0	0	0	0	0	0	0.00	2	0	0	2	+2



Head Coach : TARNLUND Per Goran

No.	Pos.	Name	G	A	P	PIM	FO+	FO-	FO+/-	FO%	Shots on Goal				TS	+/-
											1	2	3	OT		
12	F	HJARTQUIST Victor	0	1	1	0	6	2	4	75.00	0	0	0	0	0	0
29	F	LUNDBERG Ludvig	3	0	3	0	0	0	0	0.00	3	2	1	0	6	+4
64	D	ARVEBRATT Fredrik	0	0	0	0	0	0	0	0.00	2	2	1	0	5	+1
1	GK	MORITZ Joakim	0	0	0	0					0	0	0	0	0	
34	GK	HANSEN Daniel	0	0	0	0					0	0	0	0	0	
Total			15	18	33	6	55	19	36	74.32	24	21	20	65		

Group A

R	Team	GP	W	OTW	OTL	L	GDF	GF:GA	PTS
1	KAZ	2	2	0	0	0	+27	27 : 0	6
2	CZE	2	2	0	0	0	+20	20 : 0	6
3	SWE	3	1	0	0	2	+5	15 : 10	3
4	CHN	3	0	0	0	3	-52	0 : 52	0

	CHN	CZE	KAZ	SWE
CHN	*****	0:15	0:22	0:15
CZE	15:0	*****	FRI 03 FEB 19:30	5:0
KAZ	22:0	FRI 03 FEB 19:30	*****	5:0
SWE	15:0	0:5	0:5	*****

Legend:			
(G)	Goals in tournament	*	does not count for Plus/minus
+C	Captain	A	Assists
ET/Res	Penalty end time/Result of game	F	Forward
FO+	Face-offs won	FO+/-	Face-offs net
GDF	Goal difference	GF	Goals for
L	Losses	MIP	Minutes in play (GK)
OTL	Overtime losses	OTW	Overtime wins
Pos.	Position	PP1	Power play - 1 player
R	Rank	SH1	Shorthanded - 1 player
SVS	Saves	TPP	Time on power play
		+/-	Plus/minus net
		D	Defence
		FO-	Face-offs lost
		G	Goals
		GK	Goalkeeper
		No.	Jersey number
		P	Points
		PPG	Power play goals
		SHG	Shorthanded goals
		TS	Total shots
		+A	Assistant captain
		EQ	Equal strength
		FO%	Face-offs won as percentage
		GA	Goals against
		GP	Games played
		OT	Overtime
		PIM	Penalties in minutes
		PTS	Points
		SOG	Shots on goal
		W	Wins





Line-Ups

CZE - KAZ

Referees

ROSHCHYN NIKITIN Alexey (ESP) , SNASEL Vladimir (SVK)

Linesmen

REGEC Tomas (SVK) , WELLS Christopher (GBR)

Goalkeepers

Team: CZE

No. Name

- 1 BRAZDIL Jaroslav
- 2 NOVAK Josef

Team Line-ups

Team: CZE (white)

No. Pos. Name

4	D	STEINER Dominik +C
19	D	GUTWALD Michal
8	F	MULLER Jan
10	F	ARNOST Daniel
17	F	KADLEC Jakub
3	D	SEDLAK Jan
25	D	BAIL Marek
20	F	KAFKA Dominik
28	F	BALLNER David
30	F	ZACHAR David +A
15	D	ZBORIL Mikulas
16	D	KALUZA Marek
5	F	NOVAK Dominik
11	F	HUCKO Petr +A
12	D	SVARICEK Filip
14	D	MATULA Frantisek
9	F	STASTNY Tomas
13	F	KRPATA Ondrej
27	F	BRZOBOHATY Michal

Head Coach: LISKA Jaroslav

NOT DRESSED:

23 F SMRCKA Marek

Team: KAZ

No. Name

- 1 POLUEKTOV Pavel
- 20 KUDRYAVTSEV Sergey

Team: KAZ (blue)

No. Pos. Name

3	D	DULNEV Georgiy
14	D	NUREK Alexandr
18	F	SAVENKOV Konstantin +C
25	F	BURDELEV Artem
28	F	AKOLZIN Pavel +A
4	D	IBRAIBEKOV Madiyar +A
22	D	STEPANENKO Ivan
10	F	MIKHAILIS Nikita
15	F	YEVDOKIMOV Yaroslav
29	F	GRENTS Dmitry
7	D	GREBENCHSHIKOV Vladimir
13	D	ZINCHENKO Stanislav
8	F	SAVITSKIY Kirill
19	F	RAKHMANOV Mikhail
23	F	PETROV Anton
11	D	PISSAREV Alexandr
9	F	SAGADEYEV Anton
12	F	ANTSIFEROV Alexey
17	F	ASSETOV Alikhan
21	F	NIKULIN Vladislav

Head Coach: STARYGIN SERGEY

NOT DRESSED:

30 GK GRYAZNOV Maxim

Legend:

D	Defence	F	Forward	No.	Jersey number	Pos.	Position
+A	Assistant captain	+C	Captain				



Game Summary

CZE - KAZ 0 - 8 (0 - 1, 0 - 3, 0 - 4)

Spectators	Referees	Linesmen
3091	ROSHCHYN NIKITIN Alexey (ESP) , SNASEL Vladimir (SVK)	REGEC Tomas (SVK) , WELLS Christopher (GBR)

Team Statistics

Period	Score	SVS	SOG	PIM	TPP	PPG	SHG
1	0 : 1	11 : 6	6 : 12	6 : 6	03:40 : 03:40	0 : 0	0 : 0
2	0 : 3	15 : 8	8 : 18	6 : 2	01:28 : 04:00	0 : 1	0 : 0
3	0 : 4	12 : 7	7 : 16	6 : 8	05:58 : 03:27	0 : 2	0 : 1
Total	0 : 8	38 : 21	21 : 46	18 : 16	11:06 : 11:07	0 : 3	0 : 1

1st Period

Action	Time	ET/Res	Team	Type	No.	Name	(G) Name of Assistant(s) / Action Description
GK	00:00		CZE		1	BRAZDIL J	- Goalkeeper in
GK	00:00		KAZ		20	KUDRYAVTSEV S	- Goalkeeper in
Penalty	00:56	02:56	KAZ	2 min.	14	NUREK A	- Holding an opponent
Time-out	04:59		CZE				
Penalty	05:05	07:05	KAZ	2 min.	28	AKOLZIN P	- Roughing
Penalty	05:05	07:05	CZE	2 min.	20	KAFKA D	- Boarding
Penalty	13:55	15:55	KAZ	2 min.	7	GREBENCHSHIKOV V	- Slashing
Penalty	15:35	17:35	CZE	2 min.	28	BALLNER D	- Hooking
Goal	15:42	0 : 1	KAZ	EQ	18	SAVENKOV K	(3) 3 DULNEV G On Ice CZE 1 5 11 15 16 14 NUREK A KAZ 20 3 14 18 25
Penalty	17:55	19:55	CZE	2 min.	3	SEDLAK J	- Cross-Checking

2nd Period

Action	Time	ET/Res	Team	Type	No.	Name	(G) Name of Assistant(s) / Action Description
Goal	23:12	0 : 2	KAZ	EQ	25	BURDELEV A	(6) 18 SAVENKOV K On Ice CZE 1 3 20 25 28 30 28 AKOLZIN P KAZ 20 3 14 18 25 28
Goal	24:59	0 : 3	KAZ	EQ	29	GRENTS D	(4) 12 ANTSIFEROV A On Ice CZE 1 5 11 13 15 16 KAZ 20 4 12 21 22 29
Penalty	27:54	29:54	CZE	2 min.	5	NOVAK D	- Boarding
Penalty	33:35	35:35	KAZ	2 min.	14	NUREK A	- Holding an opponent
Penalty	35:03	36:46	CZE	2 min.	8	MULLER J	- Charging
Penalty	35:29	37:29	CZE	2 min.	16	KALUZA M	- Interference
Goal	36:46	0 : 4	KAZ	PP2	10	MIKHAILIS N	(1) 29 GRENTS D On Ice CZE 1 4 19 30 8 SAVITSKIY K KAZ 20 8 10 15 22 29 *

3rd Period

Action	Time	ET/Res	Team	Type	No.	Name	(G) Name of Assistant(s) / Action Description
Goal	40:15	0 : 5	KAZ	EQ	18	SAVENKOV K	(4) 28 AKOLZIN P On Ice CZE 1 4 8 9 10 17 3 DULNEV G KAZ 20 3 14 18 25 28
Penalty	44:19	46:19	CZE	2 min.	10	ARNOST D	- Tripping
Penalty	48:58	50:58	KAZ	2 min.	22	STEPANENKO I	- Slashing
Goal	50:25	0 : 6	KAZ	SH1	23	PETROV A	(1) On Ice CZE 1 3 4 5 10 19 KAZ 20 7 12 13 23
Penalty	50:45	51:43	CZE	2 min.	19	GUTWALD M	- Charging
Penalty	51:20	52:25	CZE	2 min.	12	SVARICEK F	- High Sticking
Goal	51:43	0 : 7	KAZ	PP2	8	SAVITSKIY K	(4) 10 MIKHAILIS N On Ice CZE 1 3 8 25 15 YEVDOKIMOV Y KAZ 20 8 10 15 22 29 *
Goal	52:25	0 : 8	KAZ	PP1	25	BURDELEV A	(7) 14 NUREK A On Ice CZE 1 9 13 15 16 28 AKOLZIN P KAZ 20 3 14 18 25 28 *
GK	52:25		CZE		2	NOVAK J	- Goalkeeper in 1 BRAZDIL J - Goalkeeper out
Penalty	53:05	55:05	KAZ	2 min.	7	GREBENCHSHIKOV V	- Tripping
Penalty	54:14	56:14	KAZ	2 min.	3	DULNEV G	- Cross-Checking
Penalty	58:58	60:00	KAZ	2 min.	3	DULNEV G	- Interference
GK	60:00		CZE				2 NOVAK J - Goalkeeper out



Almaty 2017
28th WINTER UNIVERSIADE

Halyk Arena

FRI 3 FEB 2017
Start Time 19:30 / End Time 21:49

Ice Hockey

Men

Preliminary round - Group A, Game 18



Action	Time	ET/Res	Team	Type	No.	Name	(G)	Name of Assistant(s) / Action Description
GK	60:00		KAZ					20 KUDRYAVTSEV S - Goalkeeper out

Goalkeeper Records

Team : CZE - Czech Republic

Team : KAZ - Kazakhstan

No.	Name	SOG	SVS	MIP
1	BRAZDIL Jaroslav	44	36	52:25
2	NOVAK Josef	2	2	07:35

No.	Name	SOG	SVS	MIP
20	KUDRYAVTSEV Sergey	21	21	60:00
1	POLUEKTOV Pavel			

Game Statistics

Team : CZE (white)

Head Coach : LISKA Jaroslav

No.	Pos.	Name								Shots on Goal					+/-	
			G	A	P	PIM	FO+	FO-	FO+/-	FO%	1	2	3	OT		TS
4	D	STEINER Dominik +C	0	0	0	0	0	0	0	0.00	0	0	0	0	0	-2
8	F	MULLER Jan	0	0	0	2	3	3	0	50.00	1	1	1	3	3	-1
10	F	ARNOST Daniel	0	0	0	2	6	10	-4	37.50	0	0	0	0	0	-2
17	F	KADLEC Jakub	0	0	0	0	1	1	0	50.00	0	1	0	1	1	-1
19	D	GUTWALD Michal	0	0	0	2	0	0	0	0.00	0	0	1	1	1	-1
3	D	SEDLAK Jan	0	0	0	2	0	0	0	0.00	0	0	0	0	0	-2
20	F	KAFKA Dominik	0	0	0	2	0	3	-3	0.00	0	2	1	3	3	-1
25	D	BAIL Marek	0	0	0	0	0	0	0	0.00	1	1	0	2	2	-1
28	F	BALLNER David	0	0	0	2	0	1	-1	0.00	0	0	0	0	0	-1
30	F	ZACHAR David +A	0	0	0	0	12	14	-2	46.15	1	0	3	4	4	-1
5	F	NOVAK Dominik	0	0	0	2	0	0	0	0.00	0	0	0	0	0	-3
11	F	HUCKO Petr +A	0	0	0	0	2	4	-2	33.33	0	1	0	1	1	-2
15	D	ZBORIL Mikulas	0	0	0	0	0	0	0	0.00	0	1	0	1	1	-2
16	D	KALUZA Marek	0	0	0	2	0	0	0	0.00	0	0	0	0	0	-2
9	F	STASTNY Tomas	0	0	0	0	1	2	-1	33.33	2	0	0	2	2	-1
12	D	SVARICEK Filip	0	0	0	2	0	0	0	0.00	0	0	0	0	0	0
13	F	KRPATA Ondrej	0	0	0	0	5	8	-3	38.46	0	1	0	1	1	-1
14	D	MATULA Frantisek	0	0	0	0	0	0	0	0.00	0	0	1	1	1	0
27	F	BRZOBOHATY Michal	0	0	0	0	1	0	1	100.00	1	0	0	1	1	0
1	GK	BRAZDIL Jaroslav	0	0	0	0					0	0	0	0	0	
2	GK	NOVAK Josef	0	0	0	0					0	0	0	0	0	
Total			0	0	0	18	31	46	-15	40.26	6	8	7	21		

Team : KAZ (blue)

Head Coach : STARYGIN SERGEY

No.	Pos.	Name								Shots on Goal					+/-	
			G	A	P	PIM	FO+	FO-	FO+/-	FO%	1	2	3	OT		TS
3	D	DULNEV Georgiy	0	2	2	4	0	0	0	0.00	1	1	0	2	2	+3
14	D	NUREK Alexandr	0	2	2	4	0	0	0	0.00	1	1	2	4	4	+3
18	F	SAVENKOV Konstantin +C	2	1	3	0	15	7	8	68.18	1	0	2	3	3	+3
25	F	BURDELEV Artem	2	0	2	0	0	1	-1	0.00	0	1	1	2	2	+3
28	F	AKOLZIN Pavel +A	0	3	3	2	0	0	0	0.00	1	0	2	3	3	+2
4	D	IBRAIBEKOV Madiyar +A	0	0	0	0	0	0	0	0.00	1	2	0	3	3	+1
10	F	MIKHAILIS Nikita	1	1	2	0	0	0	0	0.00	1	2	0	3	3	0
15	F	YEVDOKIMOV Yaroslav	0	1	1	0	1	0	1	100.00	3	0	1	4	4	0
22	D	STEPANENKO Ivan	0	0	0	2	0	0	0	0.00	0	1	1	2	2	+1
29	F	GRENTS Dmitriy	1	1	2	0	7	9	-2	43.75	2	2	0	4	4	+1
7	D	GREBENCHSHIKOV Vladimir	0	0	0	4	0	0	0	0.00	0	1	0	1	1	+1
8	F	SAVITSKIY Kirill	1	1	2	0	0	0	0	0.00	0	0	1	1	1	0
13	D	ZINCHENKO Stanislav	0	0	0	0	0	0	0	0.00	0	2	0	2	2	+1
19	F	RAKHMANOV Mikhail	0	0	0	0	0	1	-1	0.00	1	0	0	1	1	0
23	F	PETROV Anton	1	0	1	0	10	4	6	71.43	0	1	3	4	4	+1
9	F	SAGADEYEV Anton	0	0	0	0	11	7	4	61.11	0	1	1	2	2	0
11	D	PISSAREV Alexandr	0	0	0	0	0	0	0	0.00	0	0	0	0	0	0





Head Coach : STARYGIN SERGEY

No.	Pos.	Name	G	A	P	PIM	FO+	FO-	FO+/-	FO%	Shots on Goal				TS	+/-
											1	2	3	OT		
12	F	ANTSIFEROV Alexey	0	1	1	0	1	1	0	50.00	0	0	1		1	+2
17	F	ASSETOV Alikhan	0	0	0	0	1	1	0	50.00	0	3	0		3	0
21	F	NIKULIN Vladislav	0	0	0	0	0	0	0	0.00	0	0	1		1	+1
1	GK	POLUEKTOV Pavel	0	0	0	0					0	0	0		0	
20	GK	KUDRYAVTSEV Sergey	0	0	0	0					0	0	0		0	
Total			8	13	21	16	46	31	15	59.74	12	18	16		46	

Group A

R	Team	GP	W	OTW	OTL	L	GDF	GF:GA	PTS
1	KAZ	3	3	0	0	0	+35	35 : 0	9
2	CZE	3	2	0	0	1	+12	20 : 8	6
3	SWE	3	1	0	0	2	+5	15 : 10	3
4	CHN	3	0	0	0	3	-52	0 : 52	0

	CHN	CZE	KAZ	SWE
CHN	*****	0:15	0:22	0:15
CZE	15:0	*****	0:8	5:0
KAZ	22:0	8:0	*****	5:0
SWE	15:0	0:5	0:5	*****

Legend:			
(G)	Goals in tournament	*	does not count for Plus/minus
+C	Captain	A	Assists
ET/Res	Penalty end time/Result of game	F	Forward
FO+	Face-offs won	FO+/-	Face-offs net
GDF	Goal difference	GF	Goals for
L	Losses	MIP	Minutes in play (GK)
OTL	Overtime losses	OTW	Overtime wins
Pos.	Position	PP1	Power play - 1 player
PTS	Points	R	Rank
SOG	Shots on goal	SVS	Saves
W	Wins	+/-	Plus/minus net
		D	Defence
		FO-	Face-offs lost
		G	Goals
		GK	Goalkeeper
		No.	Jersey number
		P	Points
		PP2	Power play - 2 players
		SH1	Shorthanded - 1 player
		TPP	Time on power play
		+A	Assistant captain
		EQ	Equal strength
		FO%	Face-offs won as percentage
		GA	Goals against
		GP	Games played
		OT	Overtime
		PIM	Penalties in minutes
		PPG	Power play goals
		SHG	Shorthanded goals
		TS	Total shots





Line-Ups

REVISED
30 JAN 11:57

SVK - GBR

Referees

SUBBOTIN Arkadiy (KAZ) , TSCHEERIG Michael (SUI)

Linesmen

HARRINGTON Mike (CAN) , LAKSOLA DAVID JUHA (SWE)

Goalkeepers

Team: SVK

No. Name

30 HALO Juraj
1 KOSUT Samuel

Team: GBR

No. Name

20 LONG ADAM JOSHUA
1 CROYLE Matthew Charles

Team Line-ups

Team: SVK (blue)

No. Pos. Name

12	D	GABOR Radoslav
25	D	PICHNARCIK Michal
8	F	UHNAK Martin +C
10	F	ZLOCHA Jan
18	F	PIACKA Edmund +A
9	D	KETNER Nikolas
11	D	SUCHARDA Andrej
13	D	BREZNIAK Ivan
5	F	JAKUBIK Ivan
15	F	KABAC Michal
14	D	LOYDL Jakub
26	D	IVANIC Samuel
19	F	GAPA Peter +A
24	F	HLUCH Tomas
29	F	TOMCAK Jozef
23	D	KASANICKY Adam
27	D	NOCIAR Denis
3	F	STRAUCH Rene
6	F	BUSTIN Peter
20	F	INDRYCH Martin

Head Coach: VYBOH Andrej

NOT DRESSED:

2 GK PUTEK Peter

No. Pos. Name

6	D	COOKE Christopher David Charles
16	D	CHEEMA Samuel Paul
11	F	CHARNOCK Liam
14	F	PARKINSON Thomas Lloyd Scott
15	F	BRANIN Lucas Coles Bakewell
8	D	JOHNSON Christian Peareth
9	D	SCOTT James Royston
7	F	ANTONOV Ivan +A
12	F	ROSE Daniel Thomas
19	F	SAMPFORD Alexander James
3	D	GRETTON Joseph James
17	D	DEWEY Elliott
5	F	MAWER Michael Robert +A
10	F	PRICE Jackson Lewis
21	F	SIAGRIS Andreas Charles Douglas
4	D	GAILER Montgomery James
18	D	MOGG Stuart Philip Pearson +C
23	F	FOX Christopher

Head Coach: BRADBURY Matthew James

NOT DRESSED:

24 GK HOVELL Thomas Oliver

Legend:

D	Defence	F	Forward	No.	Jersey number	Pos.	Position
+A	Assistant captain	+C	Captain				

Revision due to missing logo bar

IHOMTEAM6-----GPB-000100--_54B 1.1

Report Created MON 30 JAN 2017 11:57

Page 1/1





Game Summary

REVISED
30 JAN 12:03

SVK - GBR 9 - 0 (3 - 0, 2 - 0, 4 - 0)

Spectators	Referees	Linesmen
1600	SUBBOTIN Arkadiy (KAZ) , TSCHEERIG Michael (SUI)	HARRINGTON Mike (CAN) , LAKSOLA DAVID JUHA (SWE)

Team Statistics

Period	Score	SVS	SOG	PIM	TPP	PPG	SHG
1	3 : 0	4 : 18	21 : 4	4 : 4	02:37 : 02:37	0 : 0	1 : 0
2	2 : 0	3 : 22	24 : 3	2 : 6	04:57 : 01:10	1 : 0	0 : 0
3	4 : 0	6 : 12	16 : 6	6 : 4	01:57 : 04:27	1 : 0	0 : 0
Total	9 : 0	13 : 52	61 : 13	12 : 14	09:31 : 08:14	2 : 0	1 : 0

1st Period

Action	Time	ET/Res	Team	Type	No.	Name	(G)	Name of Assistant(s) / Action Description
GK	00:00		SVK		30	HALO J		- Goalkeeper in
GK	00:00		GBR		20	LONG AJ		- Goalkeeper in
Penalty	01:10	03:10	SVK	2 min.	13	BREZNIAK I		- Unsportsmanlike Conduct
Goal	02:53	1 : 0	SVK	SH1	18	PIACKA E	(1)	12 GABOR R On Ice SVK 30 5 12 18 25 8 UHNAK M GBR 20 5 6 10 16 21
Goal	04:11	2 : 0	SVK	EQ	5	JAKUBIK I	(1)	15 KABAC M On Ice SVK 30 5 14 15 24 26 8 UHNAK M GBR 20 4 8 9 12 23
Penalty	07:03	09:03	GBR	2 min.	6	COOKE CDC		- Holding an opponent
Penalty	11:53	13:53	SVK	2 min.	10	ZLOCHA J		- Interference
Penalty	12:30	14:30	GBR	2 min.	12	ROSE DT		- Slashing
Goal	18:42	3 : 0	SVK	EQ	24	HLUCH T	(1)	19 GAPA P On Ice SVK 30 14 19 24 26 29 29 TOMCAK J GBR 20 6 8 11 14 15

2nd Period

Action	Time	ET/Res	Team	Type	No.	Name	(G)	Name of Assistant(s) / Action Description
Goal	20:38	4 : 0	SVK	EQ	18	PIACKA E	(2)	25 PICHNARCIK M On Ice SVK 30 8 10 12 18 25 8 UHNAK M GBR 20 6 11 14 15 16
Penalty	26:20	28:07	GBR	2 min.	9	SCOTT JR		- Hooking
Goal	28:07	5 : 0	SVK	PP1	25	PICHNARCIK M	(1)	18 PIACKA E On Ice SVK 30 8 10 12 18 25 8 UHNAK M GBR 20 11 15 16 18 *
Penalty	29:45	31:45	GBR	2 min.	-	Team penalty		- Too Many Men / Served by: 10 PRICE JL
GK	31:58		GBR		1	CROYLE MC		- Goalkeeper in 20 LONG AJ - Goalkeeper out
Penalty	34:10	36:10	GBR	2 min.	19	SAMPFORD AJ		- Hooking
Penalty	35:20	37:20	SVK	2 min.	25	PICHNARCIK M		- Holding an opponent

3rd Period

Action	Time	ET/Res	Team	Type	No.	Name	(G)	Name of Assistant(s) / Action Description
GK	40:00		SVK		1	KOSUT S		- Goalkeeper in 30 HALO J - Goalkeeper out
Penalty	41:37	43:07	GBR	2 min.	8	JOHNSON CP		- Tripping
Goal	43:07	6 : 0	SVK	PP1	13	BREZNIAK I	(1)	14 LOYDL J On Ice SVK 1 5 11 13 14 15 11 SUCHARDA A GBR 1 7 8 10 16 *
Penalty	43:45	45:45	SVK	2 min.	19	GAPA P		- Tripping
Penalty	50:10	52:10	SVK	2 min.	9	KETNER N		- Tripping
Penalty	50:37	52:37	GBR	2 min.	18	MOGG SPP		- Slashing
Goal	53:11	7 : 0	SVK	EQ	5	JAKUBIK I	(2)	15 KABAC M On Ice SVK 1 5 9 11 13 15 13 BREZNIAK I GBR 1 3 11 14 15 17
Goal	53:44	8 : 0	SVK	EQ	24	HLUCH T	(2)	19 GAPA P On Ice SVK 1 14 19 24 26 29 29 TOMCAK J GBR 1 5 6 16 18 21
Time-out	53:44		GBR					
Goal	56:57	9 : 0	SVK	EQ	5	JAKUBIK I	(3)	13 BREZNIAK I On Ice SVK 1 5 9 11 13 15 11 SUCHARDA A GBR 1 5 6 10 16 21
Penalty	57:21	59:21	SVK	2 min.	14	LOYDL J		- Tripping
GK	60:00		SVK					1 KOSUT S - Goalkeeper out



Action	Time	ET/Res	Team	Type	No. Name	(G) Name of Assistant(s) / Action Description
GK	60:00		GBR			1 CROYLE MC - Goalkeeper out

Goalkeeper Records

Team : SVK - Slovakia

Team : GBR - United Kingdom of Great Britain and Northern Ireland

No. Name	SOG	SVS	MIP
30 HALO Juraj	7	7	40:00
1 KOSUT Samuel	6	6	20:00

No. Name	SOG	SVS	MIP
20 LONG ADAM JOSHUA	37	32	31:58
1 CROYLE Matthew Charles	24	20	28:02

Game Statistics

Team : SVK (blue)

Head Coach : VYBOH Andrej

No.	Pos.	Name	G	A	P	PIM	FO+	FO-	FO+/-	FO%	Shots on Goal					+/-
											1	2	3	OT	TS	
8	F	UHNAK Martin +C	0	4	4	0	1	2	-1	33.33	2	2	0		4	+1
10	F	ZLOCHA Jan	0	0	0	2	5	8	-3	38.46	3	2	1		6	+1
12	D	GABOR Radoslav	0	1	1	0	0	0	0	0.00	2	1	2		5	+2
18	F	PIACKA Edmund +A	2	1	3	0	0	1	-1	0.00	2	4	1		7	+2
25	D	PICHNARCIK Michal	1	1	2	2	0	0	0	0.00	1	1	0		2	+2
5	F	JAKUBIK Ivan	3	0	3	0	13	6	7	68.42	2	2	2		6	+4
9	D	KETNER Nikolas	0	0	0	2	0	0	0	0.00	1	2	1		4	+2
11	D	SUCHARDA Andrej	0	2	2	0	0	0	0	0.00	1	1	0		2	+2
13	D	BREZNIAK Ivan	1	2	3	2	0	1	-1	0.00	0	0	0		0	+2
15	F	KABAC Michal	0	2	2	0	2	0	2	100.00	0	0	0		0	+3
14	D	LOYDL Jakub	0	1	1	2	0	0	0	0.00	0	1	2		3	+3
19	F	GAPA Peter +A	0	2	2	2	0	0	0	0.00	1	0	2		3	+2
24	F	HLUCH Tomas	2	0	2	0	0	0	0	0.00	1	2	2		5	+3
26	D	IVANIC Samuel	0	0	0	0	0	0	0	0.00	2	0	0		2	+3
29	F	TOMCAK Jozef	0	2	2	0	13	9	4	59.09	2	1	0		3	+2
3	F	STRAUCH Rene	0	0	0	0	9	3	6	75.00	0	2	0		2	0
6	F	BUSTIN Peter	0	0	0	0	1	1	0	50.00	0	0	1		1	0
20	F	INDRYCH Martin	0	0	0	0	0	0	0	0.00	1	0	0		1	0
23	D	KASANICKY Adam	0	0	0	0	0	0	0	0.00	0	1	0		1	0
27	D	NOCIAR Denis	0	0	0	0	0	0	0	0.00	0	2	2		4	0
1	GK	KOSUT Samuel	0	0	0	0					0	0	0		0	
30	GK	HALO Juraj	0	0	0	0					0	0	0		0	
Total			9	18	27	12	44	31	13	58.67	21	24	16		61	

Team : GBR (white)

Head Coach : BRADBURY Matthew James

No.	Pos.	Name	G	A	P	PIM	FO+	FO-	FO+/-	FO%	Shots on Goal					+/-
											1	2	3	OT	TS	
6	D	COOKE Christopher David Charles	0	0	0	2	0	0	0	0.00	0	1	0		1	-5
11	F	CHARNOCK Liam	0	0	0	0	0	0	0	0.00	0	0	0		0	-3
14	F	PARKINSON Thomas Lloyd Scott	0	0	0	0	5	10	-5	33.33	1	0	0		1	-3
15	F	BRANIN Lucas Coles Bakewell	0	0	0	0	1	2	-1	33.33	0	0	2		2	-3
16	D	CHEEMA Samuel Paul	0	0	0	0	0	0	0	0.00	0	0	0		0	-4
7	F	ANTONOV Ivan +A	0	0	0	0	3	6	-3	33.33	1	1	2		4	0
8	D	JOHNSON Christian Peareth	0	0	0	2	0	0	0	0.00	0	0	0		0	-2
9	D	SCOTT James Royston	0	0	0	2	0	0	0	0.00	0	0	0		0	-1
12	F	ROSE Daniel Thomas	0	0	0	2	10	11	-1	47.62	0	0	0		0	-1
19	F	SAMPFORD Alexander James	0	0	0	2	1	0	1	100.00	2	0	0		2	0
3	D	GRETTON Joseph James	0	0	0	0	0	0	0	0.00	0	0	0		0	-1
5	F	MAWER Michael Robert +A	0	0	0	0	0	0	0	0.00	0	1	0		1	-3
10	F	PRICE Jackson Lewis	0	0	0	0	0	0	0	0.00	0	0	0		0	-2
17	D	DEWEY Elliott	0	0	0	0	0	0	0	0.00	0	0	0		0	-1
21	F	SIAGRIS Andreas Charles Douglas	0	0	0	0	7	7	0	50.00	0	0	1		1	-3
4	D	GAILER Montgomery James	0	0	0	0	0	0	0	0.00	0	0	0		0	-1
18	D	MOGG Stuart Philip Pearson +C	0	0	0	2	4	8	-4	33.33	0	0	1		1	-1



Head Coach : BRADBURY Matthew James

No.	Pos.	Name	G	A	P	PIM	FO+	FO-	FO+/-	FO%	Shots on Goal					+/-
											1	2	3	OT	TS	
23	F	FOX Christopher	0	0	0	0	0	0	0	0.00	0	0	0		0	-1
1	GK	CROYLE Matthew Charles	0	0	0	0					0	0	0		0	
20	GK	LONG ADAM JOSHUA	0	0	0	0					0	0	0		0	
Total			0	0	0	12	31	44	-13	41.33	4	3	6		13	

Group B

R	Team	GP	W	OTW	OTL	L	GDF	GF:GA	PTS
1	SVK	1	1	0	0	0	+9	9 : 0	3
2	GBR	1	0	0	0	1	-9	0 : 9	0
-	CAN	0							
-	USA	0							

	CAN	GBR	SVK	USA
CAN	*****	WED 01 FEB 16:00	FRI 03 FEB 12:30	MON 30 JAN 19:30
GBR	WED 01 FEB 16:00	*****	0:9	THU 02 FEB 12:30
SVK	FRI 03 FEB 12:30	9:0	*****	TUE 31 JAN 16:00
USA	MON 30 JAN 19:30	THU 02 FEB 12:30	TUE 31 JAN 16:00	*****

Legend:		
(G)	Goals in tournament	* does not count for Plus/minus
+C	Captain	A Assists
ET/Res	Penalty end time/Result of game	F Forward
FO+	Face-offs won	FO+/- Face-offs net
GDF	Goal difference	GF Goals for
L	Losses	MIP Minutes in play (GK)
OTL	Overtime losses	OTW Overtime wins
Pos.	Position	PP1 Power play - 1 player
R	Rank	SH1 Shorthanded - 1 player
SVS	Saves	TPP Time on power play
		+/- Plus/minus net
		D Defence
		FO- Face-offs lost
		G Goals
		GK Goalkeeper
		No. Jersey number
		P Points
		PPG Power play goals
		SHG Shorthanded goals
		TS Total shots
		+A Assistant captain
		EQ Equal strength
		FO% Face-offs won as percentage
		GA Goals against
		GP Games played
		OT Overtime
		PIM Penalties in minutes
		PTS Points
		SOG Shots on goal
		W Wins

Revision due to missing logo bar





Line-Ups

USA - CAN

Referees

HOLM Back Per Oscar Christoffe (SWE) , SNASEL Vladimir (SVK)

Linesmen

VILIUGIN Nikita (RUS) , ZIKA Michal (CZE)

Goalkeepers

Team: USA

No. Name

30 GLUCK Jordan
31 OLEN Joseph

Team Line-ups

Team: USA (blue)

No. Pos. Name

7	D	TEMBY Alex +A
19	D	BRESLIN Joseph
22	D	OPILKA Tyler
24	D	MCGING James
11	F	UGLEM Anthony
4	D	URSO Ryan
8	D	ZERN Nicholas +C
14	D	HERNDON Taylor
10	F	SIMMONDS Jordan
21	F	ANDERS Mathew
2	D	LAFRENIER Michael
5	D	UGLEM Jacob
13	F	MURPHY Sean +A
17	F	HALL James
18	F	BURBACH Gavin
3	D	WILK Austin
16	D	HARTMAN Mathew
9	F	RUDIN Mathew
15	F	CUMMINGS Michael
20	F	GROAT Tyler

Head Coach: HOGAN Sean

Team: CAN

No. Name

1 BAILIE Kevin
31 AUGER Sebastien

Team: CAN (white)

No. Pos. Name

2	D	BOUTET Etienne
7	D	CHIARLITTI Nathan +A
9	F	WELYCHKA Brett William
13	F	GIROUX Tommy
16	F	MORIN Pierre-Olivier
6	D	LEFEBVRE Martin +A
8	D	BEAUDOIN Charles-David
15	F	ASSELIN Guillaume
22	F	POMPEI Mathieu
27	F	MCNAMEE Michael Terrence Allan
4	D	MOFFAT Michael
24	D	ABRAHAM Spencer John Joesph
11	F	HINSE Olivier +C
18	F	DOGGETT Slater Kenneth
23	F	MING Eric
19	F	PEDERSEN Brent
20	F	DUROCHER Corey Raymond
25	F	VAN STRALEN Ryan Mikael Wouter
26	F	SIMMONDS Scott David

Head Coach: GIBSON Brett

NOT DRESSED:

5 D BASSO Alexander Robert

Legend:

D	Defence	F	Forward	No.	Jersey number	Pos.	Position
+A	Assistant captain	+C	Captain				



Game Summary

REVISED
30 JAN 21:57

USA - CAN 0 - 6 (0 - 1, 0 - 3, 0 - 2)

Spectators	Referees	Linesmen
3000	HOLM Back Per Oscar Christoffe (SWE) , SNASEL Vladimir (SVK)	VILIUGIN Nikita (RUS) , ZIKA Michal (CZE)

Team Statistics

Period	Score	SVS	SOG	PIM	TPP	PPG	SHG
1	0 : 1	17 : 4	4 : 18	2 : 16	04:41 : 02:00	0 : 0	0 : 0
2	0 : 3	8 : 6	6 : 11	6 : 2	01:03 : 04:32	0 : 1	0 : 0
3	0 : 2	9 : 7	7 : 11	6 : 6	04:12 : 02:48	0 : 1	0 : 0
Total	0 : 6	34 : 17	17 : 40	14 : 24	09:56 : 09:20	0 : 2	0 : 0

1st Period

Action	Time	ET/Res	Team	Type	No.	Name	(G)	Name of Assistant(s) / Action Description
GK	00:00		USA		30	GLUCK J		- Goalkeeper in
GK	00:00		CAN		1	BAILIE K		- Goalkeeper in
Goal	00:30	0 : 1	CAN	EQ	19	PEDERSEN B	(1)	26 SIMMONDS SD On Ice USA 30 7 11 19 22 24 2 BOUTET E CAN 1 2 4 19 20 26
Penalty	03:47	05:47	USA	2 min.	10	SIMMONDS J		- Tripping
Penalty	07:50	09:50	CAN	2 min.	4	MOFFAT M		- Tripping
Penalty	13:03	15:03	CAN	2 min.	20	DUROCHER CR		- Checking to the Head and Neck Area / Served by: 25 van STRALEN RMW
Penalty	13:03	25:03	CAN	10 min.	20	DUROCHER CR		- Misconduct
Penalty	13:44	15:44	CAN	2 min.	2	BOUTET E		- High Sticking

2nd Period

Action	Time	ET/Res	Team	Type	No.	Name	(G)	Name of Assistant(s) / Action Description
Goal	24:58	0 : 2	CAN	EQ	19	PEDERSEN B	(2)	2 BOUTET E On Ice USA 30 3 5 11 17 18 CAN 1 2 7 19 25 26
Penalty	25:32	27:01	USA	2 min.	8	ZERN N		- Tripping
Goal	27:01	0 : 3	CAN	PP1	9	WELYCHKA BW	(1)	6 LEFEBVRE M On Ice USA 30 4 7 9 16 27 McNAMEE MTA CAN 1 6 9 13 16 27 *
Penalty	28:30	30:30	USA	2 min.	21	ANDERS M		- Interference
Penalty	32:12	34:12	USA	2 min.	2	LAFRENIER M		- High Sticking
Penalty	33:15	35:15	CAN	2 min.	16	MORIN PO		- Tripping
Goal	33:38	0 : 4	CAN	EQ	24	ABRAHAM SJJ	(1)	On Ice USA 30 3 5 13 24 CAN 1 4 11 18 24

3rd Period

Action	Time	ET/Res	Team	Type	No.	Name	(G)	Name of Assistant(s) / Action Description
Penalty	41:51	43:51	CAN	2 min.	23	MING E		- Slashing
Penalty	46:50	47:28	USA	2 min.	14	HERNDON T		- Interference
Goal	47:28	0 : 5	CAN	PP1	9	WELYCHKA BW	(2)	6 LEFEBVRE M On Ice USA 30 8 9 16 22 27 McNAMEE MTA CAN 1 6 9 13 16 27 *
Penalty	49:20	51:20	USA	2 min.	3	WILK A		- Cross-Checking
Penalty	55:50	57:50	CAN	2 min.	20	DUROCHER CR		- High Sticking
Penalty	55:50	59:50	CAN	2 min.	20	DUROCHER CR		- High Sticking
Penalty	58:02	60:00	USA	2 min.	2	LAFRENIER M		- Kneeing
Goal	58:11	0 : 6	CAN	EQ	24	ABRAHAM SJJ	(2)	22 POMPEI M On Ice USA 30 8 9 16 22 CAN 1 4 22 24 27
GK	60:00		USA					30 GLUCK J - Goalkeeper out
GK	60:00		CAN					1 BAILIE K - Goalkeeper out



Goalkeeper Records

Team : USA - United States of America

Team : CAN - Canada

No.	Name	SOG	SVS	MIP
30	GLUCK Jordan	40	34	60:00
31	OLEN Joseph			

No.	Name	SOG	SVS	MIP
1	BAILIE Kevin	17	17	60:00
31	AUGER Sebastien			

Game Statistics

Team : USA (blue)

Head Coach : HOGAN Sean

No.	Pos.	Name	G	A	P	PIM	FO+	FO-	FO+/-	FO%	Shots on Goal				TS	+/-
											1	2	3	OT		
7	D	TEMBY Alex +A	0	0	0	0	0	0	0	0.00	3	0	0		3	-1
11	F	UGLEM Anthony	0	0	0	0	0	0	0	0.00	0	1	0		1	-2
19	D	BRESLIN Joseph	0	0	0	0	5	10	-5	33.33	0	0	1		1	-1
22	D	OPIKA Tyler	0	0	0	0	0	0	0	0.00	0	0	1		1	-2
24	D	MCGING James	0	0	0	0	1	1	0	50.00	0	0	0		0	-2
4	D	URSO Ryan	0	0	0	0	0	0	0	0.00	0	0	0		0	0
8	D	ZERN Nicholas +C	0	0	0	2	0	0	0	0.00	0	0	0		0	-1
10	F	SIMMONDS Jordan	0	0	0	2	0	0	0	0.00	0	1	1		2	0
14	D	HERNDON Taylor	0	0	0	2	1	0	1	100.00	0	0	1		1	0
21	F	ANDERS Mathew	0	0	0	2	4	16	-12	20.00	0	1	0		1	0
2	D	LAFRENIER Michael	0	0	0	4	0	0	0	0.00	0	0	0		0	0
5	D	UGLEM Jacob	0	0	0	0	0	0	0	0.00	0	0	0		0	-2
13	F	MURPHY Sean +A	0	0	0	0	0	0	0	0.00	1	1	1		3	-1
17	F	HALL James	0	0	0	0	5	6	-1	45.45	0	1	1		2	-1
18	F	BURBACH Gavin	0	0	0	0	0	0	0	0.00	0	0	0		0	-1
3	D	WILK Austin	0	0	0	2	0	0	0	0.00	0	0	1		1	-2
9	F	RUDIN Mathew	0	0	0	0	1	0	1	100.00	0	0	0		0	-1
15	F	CUMMINGS Michael	0	0	0	0	0	0	0	0.00	0	0	0		0	0
16	D	HARTMAN Mathew	0	0	0	0	4	17	-13	19.05	0	0	0		0	-1
20	F	GROAT Tyler	0	0	0	0	0	0	0	0.00	0	1	0		1	0
30	GK	GLUCK Jordan	0	0	0	0					0	0	0		0	
31	GK	OLEN Joseph	0	0	0	0					0	0	0		0	
Total			0	0	0	14	21	50	-29	29.58	4	6	7		17	

Team : CAN (white)

Head Coach : GIBSON Brett

No.	Pos.	Name	G	A	P	PIM	FO+	FO-	FO+/-	FO%	Shots on Goal				TS	+/-
											1	2	3	OT		
2	D	BOUTET Etienne	0	2	2	2	0	0	0	0.00	2	0	0		2	+2
7	D	CHIARLITTI Nathan +A	0	0	0	0	0	0	0	0.00	0	0	0		0	+1
9	F	WELYCHKA Brett William	2	0	2	0	3	0	3	100.00	2	3	3		8	0
13	F	GIROUX Tommy	0	0	0	0	2	0	2	100.00	1	0	0		1	0
16	F	MORIN Pierre-Olivier	0	0	0	2	14	3	11	82.35	0	0	0		0	0
6	D	LEFEBVRE Martin +A	0	2	2	0	0	0	0	0.00	0	0	0		0	0
8	D	BEAUDOIN Charles-David	0	0	0	0	0	0	0	0.00	0	0	1		1	0
15	F	ASSELIN Guillaume	0	0	0	0	0	0	0	0.00	0	0	2		2	0
22	F	POMPEI Mathieu	0	1	1	0	1	1	0	50.00	1	3	1		5	+1
27	F	MCNAMEE Michael Terrence Allan	0	2	2	0	8	4	4	66.67	0	0	2		2	+1
4	D	MOFFAT Michael	0	0	0	2	0	0	0	0.00	1	0	0		1	+3
11	F	HINSE Olivier +C	0	0	0	0	3	0	3	100.00	3	0	0		3	+1
18	F	DOGGETT Slater Kenneth	0	0	0	0	10	9	1	52.63	3	0	0		3	+1
23	F	MING Eric	0	0	0	2	0	0	0	0.00	1	0	0		1	0
24	D	ABRAHAM Spencer John Joesph	2	0	2	0	0	0	0	0.00	1	2	2		5	+2
19	F	PEDERSEN Brent	2	0	2	0	0	0	0	0.00	2	1	0		3	+2
20	F	DUROCHER Corey Raymond	0	0	0	16	0	0	0	0.00	0	0	0		0	+1
25	F	VAN STRALEN Ryan Mikael Wouter	0	0	0	0	0	0	0	0.00	0	0	0		0	+1
26	F	SIMMONDS Scott David	0	1	1	0	9	4	5	69.23	1	2	0		3	+2
1	GK	BAILIE Kevin	0	0	0	0					0	0	0		0	



Head Coach : GIBSON Brett

No.	Pos.	Name	G	A	P	PIM	FO+	FO-	FO+/-	FO%	Shots on Goal					+/-
											1	2	3	OT	TS	
31	GK	AUGER Sebastien	0	0	0	0					0	0	0		0	
Total			6	8	14	24	50	21	29	70.42	18	11	11		40	

Group B

R	Team	GP	W	OTW	OTL	L	GDF	GF : GA	PTS
1	SVK	1	1	0	0	0	+9	9 : 0	3
2	CAN	1	1	0	0	0	+6	6 : 0	3
3	USA	1	0	0	0	1	-6	0 : 6	0
4	GBR	1	0	0	0	1	-9	0 : 9	0

	CAN	GBR	SVK	USA
CAN	*****	WED 01 FEB 16:00	FRI 03 FEB 12:30	6:0
GBR	WED 01 FEB 16:00	*****	0:9	THU 02 FEB 12:30
SVK	FRI 03 FEB 12:30	9:0	*****	TUE 31 JAN 16:00
USA	0:6	THU 02 FEB 12:30	TUE 31 JAN 16:00	*****

Legend:			
(G)	Goals in tournament	*	does not count for Plus/minus
+C	Captain	A	Assists
ET/Res	Penalty end time/Result of game	F	Forward
FO+	Face-offs won	FO+/-	Face-offs net
GDF	Goal difference	GF	Goals for
L	Losses	MIP	Minutes in play (GK)
OTL	Overtime losses	OTW	Overtime wins
Pos.	Position	PP1	Power play - 1 player
R	Rank	SHG	Shorthanded goals
TPP	Time on power play	TS	Total shots
		+/-	Plus/minus net
		D	Defence
		FO-	Face-offs lost
		G	Goals
		GK	Goalkeeper
		No.	Jersey number
		P	Points
		PPG	Power play goals
		SOG	Shots on goal
		W	Wins
		+A	Assistant captain
		EQ	Equal strength
		FO%	Face-offs won as percentage
		GA	Goals against
		GP	Games played
		OT	Overtime
		PIM	Penalties in minutes
		PTS	Points
		SVS	Saves

Assist addition Goal 1, 3, 5 and assist removal for Goal 2





Line-Ups

SVK - USA

Referees

HOGARTH Stefan (GBR) , ROSHCHYN NIKITIN Alexey (ESP)

Linesmen

WELLS Christopher (GBR) , ZIKA Michal (CZE)

Goalkeepers

Team: SVK

No. Name

2 PUTEK Peter
1 KOSUT Samuel

Team Line-ups

Team: SVK (blue)

No. Pos. Name

12	D	GABOR Radoslav
25	D	PICHNARCIK Michal +A
8	F	UHNAK Martin +C
10	F	ZLOCHA Jan
18	F	PIACKA Edmund +A
9	D	KETNER Nikolas
11	D	SUCHARDA Andrej
13	D	BREZNIAK Ivan
5	F	JAKUBIK Ivan
15	F	KABAC Michal
14	D	LOYDL Jakub
26	D	IVANIC Samuel
19	F	GAPA Peter
24	F	HLUCH Tomas
29	F	TOMCAK Jozef
23	D	KASANICKY Adam
27	D	NOCIAR Denis
3	F	STRAUCH Rene
6	F	BUSTIN Peter
20	F	INDRYCH Martin

Head Coach: VYBOH Andrej

NOT DRESSED:

30 GK HALO Juraj

Team: USA

No. Name

31 OLEN Joseph
30 GLUCK Jordan

Team: USA (white)

No. Pos. Name

8	D	ZERN Nicholas +C
14	D	HERNDON Taylor
22	D	OPILKA Tyler
11	F	UGLEM Anthony
21	F	ANDERS Mathew
3	D	WILK Austin
5	D	UGLEM Jacob
24	D	MCGING James
13	F	MURPHY Sean +A
17	F	HALL James
2	D	LAFRENIER Michael
7	D	TEMBY Alex +A
19	D	BRESLIN Joseph
9	F	RUDIN Mathew
10	F	SIMMONDS Jordan
16	D	HARTMAN Mathew
15	F	CUMMINGS Michael
18	F	BURBACH Gavin
20	F	GROAT Tyler

Head Coach: HOGAN Sean

NOT DRESSED:

4 D URSO Ryan

Legend:

D	Defence	F	Forward	No.	Jersey number	Pos.	Position
+A	Assistant captain	+C	Captain				



Game Summary

SVK - USA 4 - 1 (2 - 1, 1 - 0, 1 - 0)

Spectators	Referees	Linesmen
1774	HOGARTH Stefan (GBR) , ROSHCYN NIKITIN Alexey (ESP)	WELLS Christopher (GBR) , ZIKA Michal (CZE)

Team Statistics

Period	Score	SVS	SOG	PIM	TPP	PPG	SHG
1	2 : 1	7 : 11	13 : 8	6 : 8	04:13 : 03:40	1 : 1	0 : 0
2	1 : 0	14 : 10	11 : 14	4 : 8	06:23 : 03:07	0 : 0	0 : 0
3	1 : 0	8 : 3	4 : 8	26 : 2	00:15 : 04:47	0 : 0	1 : 0
Total	4 : 1	29 : 24	28 : 30	36 : 18	10:51 : 11:34	1 : 1	1 : 0

1st Period

Action	Time	ET/Res	Team	Type	No.	Name	(G)	Name of Assistant(s) / Action Description
GK	00:00		SVK		2	PU TEC P		- Goalkeeper in
GK	00:00		USA		31	OLEN J		- Goalkeeper in
Penalty	03:42	05:42	USA	2 min.	8	ZERN N		- Cross-Checking
Penalty	06:32	06:45	USA	2 min.	17	HALL J		- Slashing
Goal	06:45	1 : 0	SVK	PP1	8	UHN AK M	(1)	25 PICHNARCIK M 12 GABOR R On Ice SVK 2 8 10 12 18 25 USA 31 8 18 22 24 *
Goal	07:02	2 : 0	SVK	EQ	5	JAKUBIK I	(4)	13 BREZNI AK I On Ice SVK 2 5 9 11 13 15 USA 31 8 11 16 18 22
Time-out	07:02		USA					
Penalty	07:32	09:12	SVK	2 min.	24	HLUCH T		- Boarding
Goal	09:12	2 : 1	USA	PP1	14	HERNDON T	(1)	11 UGLEM A 21 ANDERS M On Ice SVK 2 5 9 11 15 USA 31 2 7 11 14 21 *
Penalty	10:00	12:00	SVK	2 min.	10	ZLOCHA J		- Interference
Penalty	16:33	18:33	USA	2 min.	-	Team penalty		- Too Many Men / Served by: 18 BURBACH G
Penalty	18:33	20:33	USA	2 min.	9	RUDIN M		- Roughing
Penalty	18:33	20:33	SVK	2 min.	29	TOMCAK J		- Roughing

2nd Period

Action	Time	ET/Res	Team	Type	No.	Name	(G)	Name of Assistant(s) / Action Description
Penalty	23:04	25:04	USA	2 min.	24	McGING J		- Interference
Penalty	24:35	26:35	USA	2 min.	3	WILK A		- Delaying the Game
Goal	26:58	3 : 1	SVK	EQ	19	GAPA P	(1)	On Ice SVK 2 5 9 11 15 19 USA 31 2 13 17 22 24
Penalty	28:19	30:19	SVK	2 min.	29	TOMCAK J		- Tripping
Penalty	34:35	36:35	USA	2 min.	22	OPILKA T		- Holding an opponent
Penalty	37:08	39:08	SVK	2 min.	12	GABOR R		- Hooking
Penalty	38:15	40:15	USA	2 min.	13	MURPHY S		- Hooking

3rd Period

Action	Time	ET/Res	Team	Type	No.	Name	(G)	Name of Assistant(s) / Action Description
Penalty	45:31	47:31	SVK	2 min.	29	TOMCAK J		- Checking from Behind / Served by: 24 HLUCH T
Penalty	45:31	57:31	SVK	10 min.	29	TOMCAK J		- Misconduct
Time-out	53:19		SVK					
Penalty	54:01	56:01	SVK	2 min.	25	PICHNARCIK M		- Boarding
GK	58:25		USA					31 OLEN J - Goalkeeper out
Penalty	59:13	60:00	SVK	2 min.	-	Team penalty		- Too Many Men / Served by: 27 NOCIAR D
Goal	59:35	4 : 1	SVK	SH1	13	BREZNI AK I	(2)	29 TOMCAK J On Ice SVK 2 12 13 25 29 USA 2 13 16 19 22 24
GK	59:35		USA		31	OLEN J		- Goalkeeper in
GK	60:00		SVK					2 PU TEC P - Goalkeeper out
GK	60:00		USA					31 OLEN J - Goalkeeper out
Penalty	60:00	60:00	SVK	10 min.	15	KABAC M		- Unsportsmanlike Conduct
Penalty	60:00	60:00	USA	2 min.	17	HALL J		- Roughing



Goalkeeper Records

Team : SVK - Slovakia

Team : USA - United States of America

No.	Name	SOG	SVS	MIP
2	PU TEC Peter	30	29	60:00
1	KOSUT Samuel			

No.	Name	SOG	SVS	MIP
31	OLEN Joseph	27	24	58:50
30	GLUCK Jordan			

Game Statistics

Team : SVK (blue)

Head Coach : VYBOH Andrej

No.	Pos.	Name	G	A	P	PIM	FO+	FO-	FO+/-	FO%	Shots on Goal				TS	+/-
											1	2	3	OT		
8	F	UHNAK Martin +C	1	0	1	0	2	2	0	50.00	2	1	0		3	0
10	F	ZLOCHA Jan	0	0	0	2	10	8	2	55.56	1	1	0		2	0
12	D	GABOR Radoslav	0	1	1	2	0	0	0	0.00	0	0	0		0	+1
18	F	PIACKA Edmund +A	0	0	0	0	2	0	2	100.00	2	1	0		3	0
25	D	PICHNARCIK Michal +A	0	1	1	2	0	0	0	0.00	1	1	0		2	+1
5	F	JAKUBIK Ivan	1	0	1	0	7	8	-1	46.67	1	0	1		2	+2
9	D	KETNER Nikolas	0	0	0	0	0	0	0	0.00	2	0	0		2	+2
11	D	SUCHARDA Andrej	0	0	0	0	0	0	0	0.00	0	0	0		0	+2
13	D	BREZNIAK Ivan	1	1	2	0	0	1	-1	0.00	0	0	1		1	+2
15	F	KABAC Michal	0	0	0	10	1	3	-2	25.00	3	0	0		3	+2
14	D	LOYDL Jakub	0	0	0	0	0	0	0	0.00	0	0	0		0	0
19	F	GAPA Peter	1	0	1	0	1	6	-5	14.29	0	4	1		5	+1
24	F	HLUCH Tomas	0	0	0	2	1	0	1	100.00	0	0	1		1	0
26	D	IVANIC Samuel	0	0	0	0	0	0	0	0.00	0	2	0		2	0
29	F	TOMCAK Jozef	0	1	1	16	7	10	-3	41.18	0	0	0		0	+1
3	F	STRAUCH Rene	0	0	0	0	0	1	-1	0.00	0	0	0		0	0
6	F	BUSTIN Peter	0	0	0	0	1	0	1	100.00	1	0	0		1	0
20	F	INDRYCH Martin	0	0	0	0	0	0	0	0.00	0	0	0		0	0
23	D	KASANICKY Adam	0	0	0	0	0	0	0	0.00	0	1	0		1	0
27	D	NOCIAR Denis	0	0	0	0	0	0	0	0.00	0	0	0		0	0
1	GK	KOSUT Samuel	0	0	0	0					0	0	0		0	
2	GK	PU TEC Peter	0	0	0	0					0	0	0		0	
Total			4	4	8	34	32	39	-7	45.07	13	11	4		28	

Team : USA (white)

Head Coach : HOGAN Sean

No.	Pos.	Name	G	A	P	PIM	FO+	FO-	FO+/-	FO%	Shots on Goal				TS	+/-
											1	2	3	OT		
8	D	ZERN Nicholas +C	0	0	0	2	0	0	0	0.00	0	0	0		0	-1
11	F	UGLEM Anthony	0	1	1	0	0	0	0	0.00	0	0	0		0	-1
14	D	HERNDON Taylor	1	0	1	0	1	0	1	100.00	1	0	0		1	0
21	F	ANDERS Mathew	0	1	1	0	9	10	-1	47.37	0	2	0		2	0
22	D	OPIPKA Tyler	0	0	0	2	0	0	0	0.00	0	2	2		4	-3
3	D	WILK Austin	0	0	0	2	0	0	0	0.00	0	1	0		1	0
5	D	UGLEM Jacob	0	0	0	0	0	0	0	0.00	0	3	2		5	0
13	F	MURPHY Sean +A	0	0	0	2	0	0	0	0.00	1	1	0		2	-2
17	F	HALL James	0	0	0	4	9	6	3	60.00	1	1	1		3	-1
24	D	MCGING James	0	0	0	2	0	0	0	0.00	1	1	2		4	-2
2	D	LAFRENIER Michael	0	0	0	0	0	0	0	0.00	0	0	0		0	-2
7	D	TEMBY Alex +A	0	0	0	0	0	0	0	0.00	0	0	1		1	0
9	F	RUDIN Mathew	0	0	0	2	1	0	1	100.00	1	0	0		1	0
10	F	SIMMONDS Jordan	0	0	0	0	0	0	0	0.00	1	1	0		2	0
19	D	BRESLIN Joseph	0	0	0	0	10	4	6	71.43	0	0	0		0	-1
15	F	CUMMINGS Michael	0	0	0	0	0	0	0	0.00	0	1	0		1	0
16	D	HARTMAN Mathew	0	0	0	0	9	12	-3	42.86	2	1	0		3	-2
18	F	BURBACH Gavin	0	0	0	0	0	0	0	0.00	0	0	0		0	-1
20	F	GROAT Tyler	0	0	0	0	0	0	0	0.00	0	0	0		0	0
30	GK	GLUCK Jordan	0	0	0	0					0	0	0		0	



Head Coach : HOGAN Sean

No.	Pos.	Name	G	A	P	PIM	FO+	FO-	FO+/-	FO%	Shots on Goal					+/-
											1	2	3	OT	TS	
31	GK	OLEN Joseph	0	0	0	0					0	0	0		0	
Total			1	2	3	16	39	32	7	54.93	8	14	8		30	

Group B

R	Team	GP	W	OTW	OTL	L	GDF	GF : GA	PTS
1	SVK	2	2	0	0	0	+12	13 : 1	6
2	CAN	1	1	0	0	0	+6	6 : 0	3
3	GBR	1	0	0	0	1	-9	0 : 9	0
4	USA	2	0	0	0	2	-9	1 : 10	0

	CAN	GBR	SVK	USA
CAN	*****	WED 01 FEB 16:00	FRI 03 FEB 12:30	6:0
GBR	WED 01 FEB 16:00	*****	0:9	THU 02 FEB 12:30
SVK	FRI 03 FEB 12:30	9:0	*****	4:1
USA	0:6	THU 02 FEB 12:30	1:4	*****

Legend:		
(G) Goals in tournament	*	does not count for Plus/minus
+C Captain	A	Assists
EQ Equal strength	ET/Res	Penalty end time/Result of game
FO% Face-offs won as percentage	FO+	Face-offs won
GA Goals against	GDF	Goal difference
GP Games played	L	Losses
OT Overtime	OTL	Overtime losses
PIM Penalties in minutes	Pos.	Position
PTS Points	R	Rank
SOG Shots on goal	SVS	Saves
W Wins		
	+/-	Plus/minus net
	D	Defence
	F	Forward
	FO+/-	Face-offs net
	GF	Goals for
	MIP	Minutes in play (GK)
	OTW	Overtime wins
	PP1	Power play - 1 player
	SH1	Shorthanded - 1 player
	TPP	Time on power play
	+A	Assistant captain
	ENG	Empty net goal
	FO-	Face-offs lost
	G	Goals
	GK	Goalkeeper
	No.	Jersey number
	P	Points
	PPG	Power play goals
	SHG	Shorthanded goals
	TS	Total shots





Line-Ups

CAN - GBR

Referees

FICHTNER Patrick (AUT) , PERSSON Christian Bo (SWE)

Linesmen

REGEC Tomas (SVK) , RICHARDSON Patrick Ian (USA)

Goalkeepers

Team: CAN

No. Name

31 AUGER Sebastien
1 BAILIE Kevin

Team Line-ups

Team: CAN (red)

No. Pos. Name

2 D	BOUTET Etienne
7 D	CHIARLITTI Nathan +A
9 F	WELYCHKA Brett William
13 F	GIROUX Tommy
16 F	MORIN Pierre-Olivier
5 D	BASSO Alexander Robert
24 D	ABRAHAM Spencer John Joesph
22 F	POMPEI Mathieu
25 F	VAN STRALEN Ryan Mikael Wouter
27 F	MCNAMEE Michael Terrence Allan
6 D	LEFEBVRE Martin +A
8 D	BEAUDOIN Charles-David
11 F	HINSE Olivier +C
18 F	DOGGETT Slater Kenneth
23 F	MING Eric
4 D	MOFFAT Michael
15 F	ASSELIN Guillaume
19 F	PEDERSEN Brent
20 F	DUROCHER Corey Raymond
26 F	SIMMONDS Scott David

Head Coach: GIBSON Brett

Team: GBR

No. Name

1 CROYLE Matthew Charles
20 LONG ADAM JOSHUA

Team: GBR (white)

No. Pos. Name

6 D	COOKE Christopher David Charles
16 D	CHEEMA Samuel Paul
11 F	CHARNOCK Liam
14 F	PARKINSON Thomas Lloyd Scott
15 F	BRANIN Lucas Coles Bakewell
8 D	JOHNSON Christian Peareth
9 D	SCOTT James Royston
7 F	ANTONOV Ivan +A
12 F	ROSE Daniel Thomas
19 F	SAMPFORD Alexander James
17 D	DEWEY Elliott
18 D	MOGG Stuart Philip Pearson +C
5 F	MAWER Michael Robert +A
10 F	PRICE Jackson Lewis
21 F	SIAGRIS Andreas Charles Douglas
3 D	GRETTON Joseph James
4 D	GAILER Montgomery James
23 F	FOX Christopher

Head Coach: BRADBURY Matthew James

NOT DRESSED:

24 GK HOVELL Thomas Oliver

Legend:

D	Defence	F	Forward	No.	Jersey number	Pos.	Position
+A	Assistant captain	+C	Captain				



Game Summary

CAN - GBR 14 - 0 (6 - 0 , 3 - 0 , 5 - 0)

Spectators	Referees	Linesmen
2200	FICHTNER Patrick (AUT) , PERSSON Christian Bo (SWE)	REGEC Tomas (SVK) , RICHARDSON Patrick Ian (USA)

Team Statistics

Period	Score	SVS	SOG	PIM	TPP	PPG	SHG
1	6 : 0	3 : 23	29 : 3	2 : 4	02:40 : 02:00	2 : 0	0 : 0
2	3 : 0	4 : 11	14 : 4	8 : 4	02:16 : 07:03	1 : 0	0 : 0
3	5 : 0	2 : 26	31 : 2	4 : 6	03:32 : 03:24	1 : 0	0 : 0
Total	14 : 0	9 : 60	74 : 9	14 : 14	08:28 : 12:27	4 : 0	0 : 0

1st Period

Action	Time	ET/Res	Team	Type	No.	Name	(G)	Name of Assistant(s) / Action Description
GK	00:00		CAN		31	AUGER S		- Goalkeeper in
GK	00:00		GBR		1	CROYLE MC		- Goalkeeper in
Goal	00:45	1 : 0	CAN	EQ	24	ABRAHAM SJJ	(3)	25 van STRALEN RMW On Ice CAN 31 5 22 24 25 27 5 BASSO AR GBR 1 6 11 14 15 16
Goal	03:23	2 : 0	CAN	EQ	15	ASSELIN G	(1)	27 McNAMEE MTA On Ice CAN 31 6 8 15 22 27 GBR 1 6 11 14 15 18
Goal	05:47	3 : 0	CAN	EQ	19	PEDERSEN B	(3)	26 SIMMONDS SD On Ice CAN 31 6 8 19 25 26 25 van STRALEN RMW GBR 1 11 14 15 17 18
Penalty	05:56	07:43	GBR	2 min.	7	ANTONOV I		- Hooking
Goal	07:43	4 : 0	CAN	PP1	15	ASSELIN G	(2)	22 POMPEI M On Ice CAN 31 5 15 18 22 24 18 DOGGETT SK GBR 1 3 6 12 21 *
Penalty	13:32	14:25	GBR	2 min.	12	ROSE DT		- Hooking
Goal	14:25	5 : 0	CAN	PP1	9	WELYCHKA BW	(3)	18 DOGGETT SK On Ice CAN 31 6 9 13 16 18 6 LEFEBVRE M GBR 1 3 5 9 21 *
Penalty	15:13	17:13	CAN	2 min.	25	van STRALEN RMW		- Cross-Checking
Goal	17:31	6 : 0	CAN	EQ	13	GIROUX T	(1)	23 MING E On Ice CAN 31 8 13 18 23 24 GBR 1 4 12 16 17 19

2nd Period

Action	Time	ET/Res	Team	Type	No.	Name	(G)	Name of Assistant(s) / Action Description
Goal	22:24	7 : 0	CAN	EQ	11	HINSE O	(1)	23 MING E On Ice CAN 31 2 7 11 18 23 GBR 1 7 8 9 21 23
Penalty	23:42	23:58	GBR	2 min.	11	CHARNOCK L		- Slashing
Goal	23:58	8 : 0	CAN	PP1	9	WELYCHKA BW	(4)	16 MORIN PO On Ice CAN 31 6 9 13 16 27 27 McNAMEE MTA GBR 1 7 9 16 21 *
Penalty	25:01	27:01	CAN	2 min.	2	BOUTET E		- Tripping
Penalty	28:08	30:08	GBR	2 min.	5	MAWER MR		- Holding an opponent
Goal	30:10	9 : 0	CAN	EQ	16	MORIN PO	(1)	7 CHIARLITTI N On Ice CAN 31 6 7 13 16 27 6 LEFEBVRE M GBR 1 3 5 12 16 21
GK	30:10		GBR		20	LONG AJ		- Goalkeeper in
Penalty	34:01	36:01	CAN	2 min.	16	MORIN PO		- Slashing
Penalty	35:04	37:04	CAN	2 min.	8	BEAUDOIN CD		- Holding an opponent
Time-out	35:04		GBR					
Penalty	37:39	39:39	CAN	2 min.	25	van STRALEN RMW		- Hooking

3rd Period

Action	Time	ET/Res	Team	Type	No.	Name	(G)	Name of Assistant(s) / Action Description
Penalty	40:29	42:29	GBR	2 min.	16	CHEEMA SP		- Hooking
Penalty	41:53	43:53	CAN	2 min.	16	MORIN PO		- Tripping
Goal	45:37	10 : 0	CAN	EQ	27	McNAMEE MTA	(1)	15 ASSELIN G On Ice CAN 31 2 4 15 22 27 22 POMPEI M GBR 20 3 7 8 12 19
Penalty	46:03	48:03	CAN	2 min.	19	PEDERSEN B		- Slashing
Penalty	48:32	48:40	GBR	2 min.	12	ROSE DT		- Hooking



Action	Time	ET/Res	Team	Type	No.	Name	(G)	Name of Assistant(s) / Action Description
Goal	48:40	11 : 0	CAN	PP1	6	LEFEBVRE M	(1)	9 WELYCHKA BW 13 GIROUX T On Ice CAN 31 6 9 13 16 27 * GBR 20 7 10 16 17
Goal	50:32	12 : 0	CAN	EQ	16	MORIN PO	(2)	2 BOUTET E 13 GIROUX T On Ice CAN 31 2 7 9 13 16 GBR 20 6 11 14 15 16
Goal	52:39	13 : 0	CAN	EQ	24	ABRAHAM SJJ	(4)	15 ASSELIN G 18 DOGGETT SK On Ice CAN 31 5 15 18 23 24 GBR 20 3 4 11 18 21
Goal	54:41	14 : 0	CAN	EQ	20	DUROCHER CR	(1)	27 McNAMEE MTA On Ice CAN 31 6 20 22 24 27 GBR 20 3 10 12 21 23
Penalty	56:19	58:19	GBR	2 min.	16	CHEEMA SP	-	Hooking
GK	60:00		CAN					31 AUGER S - Goalkeeper out
GK	60:00		GBR					20 LONG AJ - Goalkeeper out

Goalkeeper Records

Team : CAN - Canada

Team : GBR - United Kingdom of Great Britain and Northern Ireland

No.	Name	SOG	SVS	MIP
31	AUGER Sebastien	9	9	60:00
1	BAILIE Kevin			

No.	Name	SOG	SVS	MIP
1	CROYLE Matthew Charles	38	29	30:10
20	LONG ADAM JOSHUA	36	31	29:50

Game Statistics

Team : CAN (red)

Head Coach : GIBSON Brett

No.	Pos.	Name	G	A	P	PIM	FO+	FO-	FO+/-	FO%	Shots on Goal				+/-	
											1	2	3	OT TS		
2	D	BOUTET Etienne	0	1	1	2	0	0	0	0.00	1	0	2		3	+3
7	D	CHIARLITTI Nathan +A	0	1	1	0	0	0	0	0.00	1	0	0		1	+3
9	F	WELYCHKA Brett William	2	1	3	0	0	0	0	0.00	2	2	3		7	+1
13	F	GIROUX Tommy	1	2	3	0	0	0	0	0.00	2	1	2		5	+3
16	F	MORIN Pierre-Olivier	2	1	3	4	23	1	22	95.83	0	1	2		3	+2
5	D	BASSO Alexander Robert	0	1	1	0	0	0	0	0.00	2	1	4		7	+2
22	F	POMPEI Mathieu	0	2	2	0	4	2	2	66.67	2	1	4		7	+4
24	D	ABRAHAM Spencer John Joesph	2	0	2	0	0	0	0	0.00	2	2	2		6	+4
25	F	VAN STRALEN Ryan Mikael Wouter	0	2	2	4	0	0	0	0.00	1	0	1		2	+2
27	F	MCNAMEE Michael Terrence Allan	1	3	4	0	12	2	10	85.71	0	2	2		4	+5
6	D	LEFEBVRE Martin +A	1	2	3	0	0	0	0	0.00	3	0	2		5	+4
8	D	BEAUDOIN Charles-David	0	0	0	2	0	0	0	0.00	1	1	2		4	+3
11	F	HINSE Olivier +C	1	0	1	0	5	1	4	83.33	0	1	1		2	+1
18	F	DOGGETT Slater Kenneth	0	3	3	0	10	4	6	71.43	3	0	0		3	+3
23	F	MING Eric	0	2	2	0	0	0	0	0.00	2	0	2		4	+3
4	D	MOFFAT Michael	0	0	0	0	0	0	0	0.00	0	0	0		0	+1
15	F	ASSELIN Guillaume	2	2	4	0	0	0	0	0.00	5	0	0		5	+3
19	F	PEDERSEN Brent	1	0	1	2	0	1	-1	0.00	1	2	1		4	+1
20	F	DUROCHER Corey Raymond	1	0	1	0	0	1	-1	0.00	0	0	1		1	+1
26	F	SIMMONDS Scott David	0	1	1	0	6	6	0	50.00	1	0	0		1	+1
1	GK	BAILIE Kevin	0	0	0	0					0	0	0		0	
31	GK	AUGER Sebastien	0	0	0	0					0	0	0		0	
Total			14	24	38	14	60	18	42	76.92	29	14	31		74	

Team : GBR (white)

Head Coach : BRADBURY Matthew James

No.	Pos.	Name	G	A	P	PIM	FO+	FO-	FO+/-	FO%	Shots on Goal				+/-	
											1	2	3	OT TS		
6	D	COOKE Christopher David Charles	0	0	0	0	0	0	0	0.00	0	1	0		1	-3
11	F	CHARNOCK Liam	0	0	0	2	0	2	-2	0.00	0	0	0		0	-5
14	F	PARKINSON Thomas Lloyd Scott	0	0	0	0	0	4	-4	0.00	0	0	0		0	-4
15	F	BRANIN Lucas Coles Bakewell	0	0	0	0	5	16	-11	23.81	0	1	0		1	-4
16	D	CHEEMA Samuel Paul	0	0	0	4	0	0	0	0.00	0	0	0		0	-4
7	F	ANTONOV Ivan +A	0	0	0	2	1	7	-6	12.50	2	0	1		3	-2
8	D	JOHNSON Christian Peareth	0	0	0	0	0	0	0	0.00	0	0	0		0	-2
9	D	SCOTT James Royston	0	0	0	0	0	0	0	0.00	0	1	0		1	-1



Head Coach : BRADBURY Matthew James

No.	Pos.	Name	G	A	P	PIM	FO+	FO-	FO+/-	FO%	Shots on Goal				TS	+/-
											1	2	3	OT		
12	F	ROSE Daniel Thomas	0	0	0	4	6	13	-7	31.58	0	1	0		1	-4
19	F	SAMPFORD Alexander James	0	0	0	0	0	1	-1	0.00	1	0	1		2	-2
5	F	MAWER Michael Robert +A	0	0	0	2	0	0	0	0.00	0	0	0		0	-1
10	F	PRICE Jackson Lewis	0	0	0	0	0	0	0	0.00	0	0	0		0	-1
17	D	DEWEY Elliott	0	0	0	0	0	0	0	0.00	0	0	0		0	-2
18	D	MOGG Stuart Philip Pearson +C	0	0	0	0	0	0	0	0.00	0	0	0		0	-3
21	F	SIAGRIS Andreas Charles Douglas	0	0	0	0	6	17	-11	26.09	0	0	0		0	-4
3	D	GRETTON Joseph James	0	0	0	0	0	0	0	0.00	0	0	0		0	-4
4	D	GAILER Montgomery James	0	0	0	0	0	0	0	0.00	0	0	0		0	-2
23	F	FOX Christopher	0	0	0	0	0	0	0	0.00	0	0	0		0	-2
1	GK	CROYLE Matthew Charles	0	0	0	0					0	0	0		0	
20	GK	LONG ADAM JOSHUA	0	0	0	0					0	0	0		0	
Total			0	0	0	14	18	60	-42	23.08	3	4	2		9	

Group B

R	Team	GP	W	OTW	OTL	L	GDF	GF : GA	PTS
1	CAN	2	2	0	0	0	+20	20 : 0	6
2	SVK	2	2	0	0	0	+12	13 : 1	6
3	USA	2	0	0	0	2	-9	1 : 10	0
4	GBR	2	0	0	0	2	-23	0 : 23	0

	CAN	GBR	SVK	USA
CAN	*****	14:0	FRI 03 FEB 12:30	6:0
GBR	0:14	*****	0:9	THU 02 FEB 12:30
SVK	FRI 03 FEB 12:30	9:0	*****	4:1
USA	0:6	THU 02 FEB 12:30	1:4	*****

Legend:			
(G)	Goals in tournament	*	does not count for Plus/minus
+C	Captain	A	Assists
ET/Res	Penalty end time/Result of game	F	Forward
FO+	Face-offs won	FO+/-	Face-offs net
GDF	Goal difference	GF	Goals for
L	Losses	MIP	Minutes in play (GK)
OTL	Overtime losses	OTW	Overtime wins
Pos.	Position	PP1	Power play - 1 player
R	Rank	SHG	Shorthanded goals
TPP	Time on power play	TS	Total shots
		+/-	Plus/minus net
		D	Defence
		EQ	Equal strength
		FO-	Face-offs lost
		FO%	Face-offs won as percentage
		G	Goals
		GA	Goals against
		GK	Goalkeeper
		GP	Games played
		No.	Jersey number
		OT	Overtime
		P	Points
		PIM	Penalties in minutes
		PPG	Power play goals
		PTS	Points
		SOG	Shots on goal
		SVS	Saves
		W	Wins





Line-Ups

GBR - USA

Referees

HOLM Back Per Oscar Christoffe (SWE) , PERSSON Christian Bo (SWE)

Linesmen

LAKSOLA David Juha (SWE) , YEFREMOV Vladimir (KAZ)

Goalkeepers

Team: GBR

No. Name

20 LONG ADAM JOSHUA
1 CROYLE Matthew Charles

Team Line-ups

Team: GBR (red)

No. Pos. Name

6 D	COOKE Christopher David Charles
16 D	CHEEMA Samuel Paul
7 F	ANTONOV Ivan +A
12 F	ROSE Daniel Thomas
19 F	SAMPFORD Alexander James
8 D	JOHNSON Christian Peareth
9 D	SCOTT James Royston
11 F	CHARNOCK Liam
14 F	PARKINSON Thomas Lloyd Scott
15 F	BRANIN Lucas Coles Bakewell
17 D	DEWEY Elliott
18 D	MOGG Stuart Philip Pearson +C
5 F	MAWER Michael Robert +A
10 F	PRICE Jackson Lewis
21 F	SIAGRIS Andreas Charles Douglas
3 D	GRETTON Joseph James
4 D	GAILER Montgomery James
23 F	FOX Christopher

Head Coach: BRADBURY Matthew James

NOT DRESSED:

24 GK HOVELL Thomas Oliver

Team: USA

No. Name

30 GLUCK Jordan
31 OLEN Joseph

Team: USA (white)

No. Pos. Name

3 D	WILK Austin
5 D	UGLEM Jacob
24 D	MCGING James
13 F	MURPHY Sean +A
21 F	ANDERS Mathew
2 D	LAFRENIER Michael
7 D	TEMBY Alex +A
14 D	HERNDON Taylor
19 D	BRESLIN Joseph
9 F	RUDIN Mathew
8 D	ZERN Nicholas +C
22 D	OPILKA Tyler
10 F	SIMMONDS Jordan
17 F	HALL James
20 F	GROAT Tyler
16 D	HARTMAN Mathew
11 F	UGLEM Anthony
15 F	CUMMINGS Michael
18 F	BURBACH Gavin

Head Coach: HOGAN Sean

NOT DRESSED:

4 D URSO Ryan

Legend:

D	Defence	F	Forward	No.	Jersey number	Pos.	Position
+A	Assistant captain	+C	Captain				



Game Summary

GBR - USA 1 - 10 (1 - 3 , 0 - 4 , 0 - 3)

Spectators	Referees	Linesmen
1836	HOLM Back Per Oscar Christoffe (SWE) , PERSSON Christian Bo (SWE)	LAKSOLA David Juha (SWE) , YEFREMOV Vladimir (KAZ)

Team Statistics

Period	Score	SVS	SOG	PIM	TPP	PPG	SHG
1	1 : 3	27 : 5	6 : 30	8 : 4	02:14 : 05:18	1 : 1	0 : 0
2	0 : 4	19 : 4	4 : 23	6 : 2	02:00 : 06:47	0 : 0	0 : 0
3	0 : 3	22 : 3	3 : 25	6 : 4	02:52 : 05:06	0 : 1	0 : 0
Total	1 : 10	68 : 12	13 : 78	20 : 10	07:06 : 17:11	1 : 2	0 : 0

1st Period

Action	Time	ET/Res	Team	Type	No.	Name	(G) Name of Assistant(s) / Action Description
GK	00:00		GBR		20	LONG AJ	- Goalkeeper in
GK	00:00		USA		30	GLUCK J	- Goalkeeper in
Penalty	01:09	03:09	GBR	2 min.	12	ROSE DT	- Cross-Checking
Penalty	03:05	03:14	GBR	2 min.	18	MOGG SPP	- High Sticking
Goal	03:14	0 : 1	USA	PP1	15	CUMMINGS M	(1) 7 TEMBY A On Ice GBR 20 12 15 16 18 USA 30 7 8 15 19 20 *
Goal	04:14	0 : 2	USA	EQ	17	HALL J	(1) 20 GROAT T 3 WILK A On Ice GBR 20 6 7 12 16 19 USA 30 3 5 10 17 20
Penalty	09:52	11:52	USA	2 min.	21	ANDERS M	- Hooking
Penalty	12:52	14:52	GBR	2 min.	19	SAMPFORD AJ	- Kneeing
Goal	15:43	0 : 3	USA	EQ	21	ANDERS M	(1) 7 TEMBY A 19 BRESLIN J On Ice GBR 20 7 9 15 16 19 USA 7 18 19 21 22 24
Penalty	16:48	17:02	USA	2 min.	14	HERNDON T	- Cross-Checking
Goal	17:02	1 : 3	GBR	PP1	11	CHARNOCK L	(1) 6 COOKE CDC 7 ANTONOV I On Ice GBR 20 6 7 11 12 18 USA 30 8 21 22 24 *
Penalty	18:47	20:47	GBR	2 min.	16	CHEEMA SP	- Hooking

2nd Period

Action	Time	ET/Res	Team	Type	No.	Name	(G) Name of Assistant(s) / Action Description
Goal	20:58	1 : 4	USA	EQ	20	GROAT T	(1) 5 UGLEM J On Ice GBR 20 7 8 15 16 19 USA 30 3 7 15 19 20
Penalty	23:09	25:09	GBR	2 min.	8	JOHNSON CP	- Tripping
Goal	25:23	1 : 5	USA	EQ	19	BRESLIN J	(1) 20 GROAT T On Ice GBR 20 3 8 9 10 15 USA 30 3 5 15 19 20
Penalty	27:35	29:35	GBR	2 min.	18	MOGG SPP	- Slashing
Penalty	30:42	32:42	GBR	2 min.	16	CHEEMA SP	- Boarding
Penalty	33:10	35:10	USA	2 min.	5	UGLEM J	- Tripping
GK	33:10		GBR		1	CROYLE MC	- Goalkeeper in
Goal	35:42	1 : 6	USA	EQ	21	ANDERS M	(2) 5 UGLEM J 20 LONG AJ - Goalkeeper out On Ice GBR 1 6 9 10 14 15 USA 30 3 5 13 21 24
Goal	36:48	1 : 7	USA	EQ	24	McGING J	(1) 13 MURPHY S On Ice GBR 1 3 7 17 18 19 USA 30 7 8 13 21 24

3rd Period

Action	Time	ET/Res	Team	Type	No.	Name	(G) Name of Assistant(s) / Action Description
Goal	42:31	1 : 8	USA	EQ	14	HERNDON T	(2) 19 BRESLIN J 5 UGLEM J On Ice GBR 1 6 9 14 16 21 USA 30 3 5 13 14 19
Penalty	46:11	48:11	GBR	2 min.	3	GRETTON JJ	- High Sticking
Penalty	49:46	50:52	GBR	2 min.	14	PARKINSON TLS	- Tripping
Goal	50:52	1 : 9	USA	PP1	19	BRESLIN J	(2) 5 UGLEM J 22 OPILKA T On Ice GBR 1 3 10 18 21 USA 30 5 19 21 22 24 *
Penalty	52:06	54:06	GBR	2 min.	17	DEWEY E	- Interference



Action	Time	ET/Res	Team	Type	No.	Name	(G)	Name of Assistant(s) / Action Description
Goal	54:15	1 : 10	USA	EQ	21	ANDERS M	(3)	14 HERNDON T 24 McGING J On Ice GBR 1 7 9 12 17 18 USA 30 3 5 14 21 24
Penalty	54:57	56:57	USA	2 min.	7	TEMBY A		- Hooking
Penalty	59:08	60:00	USA	2 min.	21	ANDERS M		- Interference
Time-out	59:08		GBR					
GK	60:00		GBR					1 CROYLE MC - Goalkeeper out
GK	60:00		USA					30 GLUCK J - Goalkeeper out

Goalkeeper Records

Team : GBR - United Kingdom of Great Britain and Northern Ireland

Team : USA - United States of America

No.	Name	SOG	SVS	MIP
20	LONG ADAM JOSHUA	46	41	33:10
1	CROYLE Matthew Charles	32	27	26:50
No.	Name	SOG	SVS	MIP
30	GLUCK Jordan	13	12	60:00
31	OLEN Joseph			

Game Statistics

Team : GBR (red)

Head Coach : BRADBURY Matthew James

No.	Pos.	Name								Shots on Goal					+/-	
			G	A	P	PIM	FO+	FO-	FO+/-	FO%	1	2	3	OT		TS
6	D	COOKE Christopher David Charles	0	1	1	0	0	0	0	0.00	1	0	0		1	-3
7	F	ANTONOV Ivan +A	0	1	1	0	2	6	-4	25.00	0	1	2		3	-5
12	F	ROSE Daniel Thomas	0	0	0	2	7	12	-5	36.84	0	0	1		1	-2
16	D	CHEEMA Samuel Paul	0	0	0	4	0	0	0	0.00	0	0	0		0	-4
19	F	SAMPFORD Alexander James	0	0	0	2	0	0	0	0.00	1	1	0		2	-4
8	D	JOHNSON Christian Peareth	0	0	0	2	0	0	0	0.00	0	0	0		0	-2
9	D	SCOTT James Royston	0	0	0	0	0	0	0	0.00	0	0	0		0	-5
11	F	CHARNOCK Liam	1	0	1	0	0	2	-2	0.00	3	1	0		4	0
14	F	PARKINSON Thomas Lloyd Scott	0	0	0	2	1	5	-4	16.67	0	0	0		0	-2
15	F	BRANIN Lucas Coles Bakewell	0	0	0	0	8	13	-5	38.10	1	0	0		1	-4
5	F	MAWER Michael Robert +A	0	0	0	0	0	0	0	0.00	0	0	0		0	0
10	F	PRICE Jackson Lewis	0	0	0	0	0	0	0	0.00	0	0	0		0	-2
17	D	DEWEY Elliott	0	0	0	2	0	0	0	0.00	0	0	0		0	-2
18	D	MOGG Stuart Philip Pearson +C	0	0	0	4	0	1	-1	0.00	0	1	0		1	-2
21	F	SIAGRIS Andreas Charles Douglas	0	0	0	0	5	3	2	62.50	0	0	0		0	-1
3	D	GRETTON Joseph James	0	0	0	2	0	0	0	0.00	0	0	0		0	-2
4	D	GAILER Montgomery James	0	0	0	0	0	0	0	0.00	0	0	0		0	0
23	F	FOX Christopher	0	0	0	0	0	0	0	0.00	0	0	0		0	0
1	GK	CROYLE Matthew Charles	0	0	0	0	0	0	0	0.00	0	0	0		0	0
20	GK	LONG ADAM JOSHUA	0	0	0	0	0	0	0	0.00	0	0	0		0	0
Total			1	2	3	20	23	42	-19	35.38	6	4	3		13	

Team : USA (white)

Head Coach : HOGAN Sean

No.	Pos.	Name								Shots on Goal					+/-	
			G	A	P	PIM	FO+	FO-	FO+/-	FO%	1	2	3	OT		TS
3	D	WILK Austin	0	1	1	0	0	0	0	0.00	1	1	1		3	+6
5	D	UGLEM Jacob	0	4	4	2	0	0	0	0.00	1	0	3		4	+5
13	F	MURPHY Sean +A	0	1	1	0	1	0	1	100.00	0	1	2		3	+3
21	F	ANDERS Mathew	3	0	3	4	12	6	6	66.67	4	2	3		9	+4
24	D	MCGING James	1	1	2	0	1	0	1	100.00	2	1	1		4	+4
2	D	LAFRENIER Michael	0	0	0	0	0	0	0	0.00	0	0	0		0	0
7	D	TEMBY Alex +A	0	2	2	2	0	0	0	0.00	2	2	2		6	+3
9	F	RUDIN Mathew	0	0	0	0	0	0	0	0.00	1	0	0		1	0
14	D	HERNDON Taylor	1	1	2	2	1	1	0	50.00	2	1	3		6	+2
19	D	BRESLIN Joseph	2	2	4	0	12	8	4	60.00	2	1	2		5	+4
8	D	ZERN Nicholas +C	0	0	0	0	0	0	0	0.00	4	2	1		7	+1
10	F	SIMMONDS Jordan	0	0	0	0	0	0	0	0.00	1	1	1		3	+1
17	F	HALL James	1	0	1	0	5	4	1	55.56	2	1	0		3	+1



Head Coach : HOGAN Sean

No.	Pos.	Name	G	A	P	PIM	FO+	FO-	FO+/-	FO%	Shots on Goal				TS	+/-
											1	2	3	OT		
20	F	GROAT Tyler	1	2	3	0	0	0	0	0.00	3	5	3		11	+3
22	D	OPIILKA Tyler	0	1	1	0	0	0	0	0.00	2	1	1		4	+1
11	F	UGLEM Anthony	0	0	0	0	0	0	0	0.00	0	1	0		1	0
15	F	CUMMINGS Michael	1	0	1	0	0	0	0	0.00	2	2	1		5	+2
16	D	HARTMAN Mathew	0	0	0	0	10	4	6	71.43	1	1	0		2	0
18	F	BURBACH Gavin	0	0	0	0	0	0	0	0.00	0	0	1		1	+1
30	GK	GLUCK Jordan	0	0	0	0					0	0	0		0	
31	GK	OLEN Joseph	0	0	0	0					0	0	0		0	
Total			10	15	25	10	42	23	19	64.62	30	23	25		78	

Group B

R	Team	GP	W	OTW	OTL	L	GDF	GF : GA	PTS
1	CAN	2	2	0	0	0	+20	20 : 0	6
2	SVK	2	2	0	0	0	+12	13 : 1	6
3	USA	3	1	0	0	2	0	11 : 11	3
4	GBR	3	0	0	0	3	-32	1 : 33	0

	CAN	GBR	SVK	USA
CAN	*****	14:0	FRI 03 FEB 12:30	6:0
GBR	0:14	*****	0:9	1:10
SVK	FRI 03 FEB 12:30	9:0	*****	4:1
USA	0:6	10:1	1:4	*****

Legend:			
(G) Goals in tournament	*	does not count for Plus/minus	+/- Plus/minus net
+C Captain	A	Assists	D Defence
EQ Equal strength	ET/Res	Penalty end time/Result of game	F Forward
FO% Face-offs won as percentage	FO+	Face-offs won	FO+/- Face-offs net
GA Goals against	GDF	Goal difference	GF Goals for
GP Games played	L	Losses	MIP Minutes in play (GK)
OT Overtime	OTL	Overtime losses	OTW Overtime wins
PIM Penalties in minutes	Pos.	Position	PP1 Power play - 1 player
PTS Points	R	Rank	SHG Shorthanded goals
SVS Saves	TPP	Time on power play	TS Total shots
			+A Assistant captain
			EA Extra attacker
			FO- Face-offs lost
			G Goals
			GK Goalkeeper
			No. Jersey number
			P Points
			PPG Power play goals
			SOG Shots on goal
			W Wins





Line-Ups

CAN - SVK

Referees

MARTIN Lucas Wilcox (USA) , TSCHEERIG Michael (SUI)

Linesmen

LAKSOLA David Juha (SWE) , VILIUGIN Nikita (RUS)

Goalkeepers

Team: CAN

No. Name

1 BAILIE Kevin
31 AUGER Sebastien

Team Line-ups

Team: CAN (red)

No. Pos. Name

6	D	LEFEBVRE Martin +A
8	D	BEAUDOIN Charles-David
11	F	HINSE Olivier +C
22	F	POMPEI Mathieu
27	F	MCNAMEE Michael Terrence Allan
7	D	CHIARLITTI Nathan +A
24	D	ABRAHAM Spencer John Joesph
9	F	WELYCHKA Brett William
13	F	GIROUX Tommy
16	F	MORIN Pierre-Olivier
2	D	BOUTET Etienne
4	D	MOFFAT Michael
18	F	DOGGETT Slater Kenneth
23	F	MING Eric
25	F	VAN STRALEN Ryan Mikael Wouter
5	D	BASSO Alexander Robert
15	F	ASSELIN Guillaume
19	F	PEDERSEN Brent
20	F	DUROCHER Corey Raymond
26	F	SIMMONDS Scott David

Head Coach: GIBSON Brett

Team: SVK

No. Name

1 KOSUT Samuel
2 PUTEK Peter

Team: SVK (white)

No. Pos. Name

12	D	GABOR Radoslav
25	D	PICHNARCIK Michal +A
8	F	UHNAK Martin +C
10	F	ZLOCHA Jan
18	F	PIACKA Edmund
9	D	KETNER Nikolas
13	D	BREZNIAK Ivan
27	D	NOCIAR Denis
5	F	JAKUBIK Ivan
15	F	KABAC Michal
14	D	LOYDL Jakub
26	D	IVANIC Samuel
19	F	GAPA Peter +A
24	F	HLUCH Tomas
29	F	TOMCAK Jozef
23	D	KASANICKY Adam
6	F	BUSTIN Peter
20	F	INDRYCH Martin

Head Coach: VYBOH Andrej

NOT DRESSED:

3 F STRAUCH Rene
11 D SUCHARDA Andrej
30 GK HALO Juraj

Legend:

D	Defence	F	Forward	No.	Jersey number	Pos.	Position
+A	Assistant captain	+C	Captain				



Game Summary

CAN - SVK 5 - 3 (1 - 0 , 3 - 2 , 1 - 1)

Spectators	Referees	Linesmen
2571	MARTIN Lucas Wilcox (USA) , TSCHEERIG Michael (SUI)	LAKSOLA David Juha (SWE) , VILIUGIN Nikita (RUS)

Team Statistics

Period	Score	SVS	SOG	PIM	TPP	PPG	SHG
1	1 : 0	6 : 13	14 : 6	6 : 6	04:19 : 04:00	1 : 0	0 : 0
2	3 : 2	7 : 12	15 : 9	14 : 14	06:11 : 07:40	3 : 1	0 : 0
3	1 : 1	10 : 5	6 : 11	4 : 2	03:40 : 00:20	0 : 1	0 : 0
Total	5 : 3	23 : 30	35 : 26	24 : 22	14:10 : 12:00	4 : 2	0 : 0

1st Period

Action	Time	ET/Res	Team	Type	No.	Name	(G) Name of Assistant(s) / Action Description
GK	00:00		CAN		1	BAILIE K	- Goalkeeper in
GK	00:00		SVK		1	KOSUT S	- Goalkeeper in
Penalty	01:31	03:31	SVK	2 min.	14	LOYDL J	- Hooking
Penalty	03:49	05:49	CAN	2 min.	22	POMPEI M	- Holding an opponent
Penalty	04:23	06:23	CAN	2 min.	2	BOUTET E	- Slashing
Penalty	05:01	06:42	SVK	2 min.	10	ZLOCHA J	- Elbowing
Goal	06:42	1 : 0	CAN	PP1	16	MORIN PO	(3) 9 WELYCHKA BW 13 GIROUX T On Ice CAN 1 6 9 13 16 27 * SVK 1 14 19 24 26
Penalty	10:18	12:18	CAN	2 min.	16	MORIN PO	- High Sticking
Penalty	14:30	16:30	SVK	2 min.	19	GAPA P	- Interference

2nd Period

Action	Time	ET/Res	Team	Type	No.	Name	(G) Name of Assistant(s) / Action Description
Penalty	20:17	21:12	CAN	2 min.	5	BASSO AR	- Holding an opponent
Goal	21:12	1 : 1	SVK	PP1	18	PIACKA E	(3) 5 JAKUBIK I On Ice CAN 1 4 8 11 13 * SVK 1 5 10 18 19 25
Penalty	21:12	23:12	CAN	2 min.	4	MOFFAT M	- Cross-Checking
Penalty	22:17	23:21	SVK	2 min.	15	KABAC M	- Slashing
Goal	23:21	2 : 1	CAN	PP1	6	LEFEBVRE M	(2) 5 BASSO AR 22 POMPEI M On Ice CAN 1 5 6 13 15 22 * SVK 1 5 8 9 27
Penalty	23:53	25:53	CAN	2 min.	26	SIMMONDS SD	- Tripping
Penalty	25:33	27:33	CAN	2 min.	20	DUROCHER CR	- Hooking
Penalty	26:34	28:34	CAN	2 min.	19	PEDERSEN B	- Slashing
Penalty	27:33	29:33	SVK	2 min.	8	UHNAK M	- Hooking
Goal	27:59	2 : 2	SVK	EQ	13	BREZNIAK I	(3) 15 KABAC M On Ice CAN 1 5 15 22 24 SVK 1 9 13 15 27
Penalty	30:29	32:29	CAN	2 min.	25	van STRALEN RMW	- Slashing
Penalty	33:05	34:47	SVK	2 min.	14	LOYDL J	- Holding an opponent
Penalty	34:03	35:48	SVK	2 min.	25	PICHNARCIK M	- Slashing
Goal	34:47	3 : 2	CAN	PP2	24	ABRAHAM SJJ	(5) 18 DOGGETT SK On Ice CAN 1 5 15 18 22 24 * SVK 1 10 15 26
Goal	35:48	4 : 2	CAN	PP1	16	MORIN PO	(4) 27 McNAMEE MTA 9 WELYCHKA BW On Ice CAN 1 6 9 13 16 27 * SVK 1 8 10 12 27
Penalty	35:55	37:55	SVK	2 min.	13	BREZNIAK I	- Elbowing
Penalty	39:40	41:40	SVK	2 min.	19	GAPA P	- Roughing
Penalty	39:40	41:40	CAN	2 min.	25	van STRALEN RMW	- Roughing
Penalty	39:40	41:40	SVK	2 min.	27	NOCIAR D	- Roughing

3rd Period

Action	Time	ET/Res	Team	Type	No.	Name	(G) Name of Assistant(s) / Action Description
Penalty	49:23	49:34	CAN	2 min.	16	MORIN PO	- Roughing
Goal	49:34	4 : 3	SVK	PP1	19	GAPA P	(2) 26 IVANIC S 24 HLUCH T On Ice CAN 1 7 20 24 26 * SVK 1 14 19 24 26 29
Penalty	50:33	52:33	SVK	2 min.	9	KETNER N	- Holding an opponent



Action	Time	ET/Res	Team	Type	No.	Name	(G)	Name of Assistant(s)	Action Description
Goal	52:39	5 : 3	CAN	EQ	18	DOGGETT SK	(1)	25 van STRALEN RMW 23 MING E	On Ice CAN 1 5 18 23 24 25 SVK 1 9 14 19 26 29
Time-out	52:39		SVK						
Penalty	59:51	60:00	CAN	2 min.	8	BEAUDOIN CD		- Interference	
GK	60:00		CAN						1 BAILIE K - Goalkeeper out
GK	60:00		SVK						1 KOSUT S - Goalkeeper out

Goalkeeper Records

Team : CAN - Canada

Team : SVK - Slovakia

No.	Name	SOG	SVS	MIP	No.	Name	SOG	SVS	MIP
1	BAILIE Kevin	26	23	60:00	1	KOSUT Samuel	35	30	60:00
31	AUGER Sebastien				2	PUTEC Peter			

Game Statistics

Team : CAN (red)

Head Coach : GIBSON Brett

No.	Pos.	Name								Shots on Goal					TS	+/-
			G	A	P	PIM	FO+	FO-	FO+/-	FO%	1	2	3	OT		
6	D	LEFEBVRE Martin +A	1	0	1	0	0	0	0	0.00	2	2	0		4	0
8	D	BEAUDOIN Charles-David	0	0	0	2	0	1	-1	0.00	0	2	0		2	0
11	F	HINSE Olivier +C	0	0	0	0	0	2	-2	0.00	0	0	0		0	0
22	F	POMPEI Mathieu	0	1	1	2	6	0	6	100.00	0	2	0		2	-1
27	F	MCNAMEE Michael Terrence Allan	0	1	1	0	0	0	0	0.00	2	1	1		4	0
7	D	CHIARLITTI Nathan +A	0	0	0	0	0	0	0	0.00	1	0	1		2	0
9	F	WELYCHKA Brett William	0	2	2	0	2	3	-1	40.00	1	0	2		3	0
13	F	GIROUX Tommy	0	1	1	0	0	0	0	0.00	0	1	0		1	0
16	F	MORIN Pierre-Olivier	2	0	2	4	15	8	7	65.22	1	1	0		2	0
24	D	ABRAHAM Spencer John Joesph	1	0	1	0	0	0	0	0.00	1	1	0		2	0
2	D	BOUTET Etienne	0	0	0	2	0	0	0	0.00	1	0	0		1	0
4	D	MOFFAT Michael	0	0	0	2	0	0	0	0.00	0	0	0		0	0
18	F	DOGGETT Slater Kenneth	1	1	2	0	15	7	8	68.18	3	1	1		5	+1
23	F	MING Eric	0	1	1	0	0	0	0	0.00	1	2	0		3	+1
25	F	VAN STRALEN Ryan Mikael Wouter	0	1	1	4	0	0	0	0.00	0	0	0		0	+1
5	D	BASSO Alexander Robert	0	1	1	2	0	0	0	0.00	1	0	0		1	0
15	F	ASSELIN Guillaume	0	0	0	0	0	0	0	0.00	0	0	1		1	-1
19	F	PEDERSEN Brent	0	0	0	2	0	1	-1	0.00	0	0	0		0	0
20	F	DUROCHER Corey Raymond	0	0	0	2	1	0	1	100.00	0	1	0		1	0
26	F	SIMMONDS Scott David	0	0	0	2	9	11	-2	45.00	0	1	0		1	0
1	GK	BAILIE Kevin	0	0	0	0					0	0	0		0	
31	GK	AUGER Sebastien	0	0	0	0					0	0	0		0	
Total			5	9	14	24	48	33	15	59.26	14	15	6		35	

Team : SVK (white)

Head Coach : VYBOH Andrej

No.	Pos.	Name								Shots on Goal					TS	+/-
			G	A	P	PIM	FO+	FO-	FO+/-	FO%	1	2	3	OT		
8	F	UHNAK Martin +C	0	0	0	2	3	3	0	50.00	3	0	0		3	0
10	F	ZLOCHA Jan	0	0	0	2	8	12	-4	40.00	0	0	0		0	0
12	D	GABOR Radoslav	0	0	0	0	0	0	0	0.00	0	0	1		1	0
18	F	PIACKA Edmund	1	0	1	0	0	3	-3	0.00	0	3	1		4	0
25	D	PICHNARCIK Michal +A	0	0	0	2	0	0	0	0.00	0	1	0		1	0
5	F	JAKUBIK Ivan	0	1	1	0	11	15	-4	42.31	0	0	0		0	0
9	D	KETNER Nikolas	0	0	0	2	0	0	0	0.00	1	1	0		2	0
13	D	BREZNIAK Ivan	1	0	1	2	0	0	0	0.00	1	1	0		2	+1
15	F	KABAC Michal	0	1	1	2	1	4	-3	20.00	1	1	2		4	+1
27	D	NOCIAR Denis	0	0	0	2	0	0	0	0.00	0	0	0		0	+1
14	D	LOYDL Jakub	0	0	0	4	0	0	0	0.00	0	0	0		0	-1
19	F	GAPA Peter +A	1	0	1	4	1	0	1	100.00	0	2	3		5	-1
24	F	HLUCH Tomas	0	1	1	0	0	0	0	0.00	0	0	3		3	0



Head Coach : VYBOH Andrej

No.	Pos.	Name	G	A	P	PIM	FO+	FO-	FO+/-	FO%	Shots on Goal				TS	+/-
											1	2	3	OT		
26	D	IVANIC Samuel	0	1	1	0	0	0	0	0.00	0	0	0	0	0	-1
29	F	TOMCAK Jozef	0	0	0	0	8	6	2	57.14	0	0	1	1	1	-1
6	F	BUSTIN Peter	0	0	0	0	1	4	-3	20.00	0	0	0	0	0	0
20	F	INDRYCH Martin	0	0	0	0	0	0	0	0.00	0	0	0	0	0	0
23	D	KASANICKY Adam	0	0	0	0	0	1	-1	0.00	0	0	0	0	0	0
1	GK	KOSUT Samuel	0	0	0	0					0	0	0	0	0	0
2	GK	PUTEC Peter	0	0	0	0					0	0	0	0	0	0
Total			3	4	7	22	33	48	-15	40.74	6	9	11	26		

Group B

R	Team	GP	W	OTW	OTL	L	GDF	GF : GA	PTS
1	CAN	3	3	0	0	0	+22	25 : 3	9
2	SVK	3	2	0	0	1	+10	16 : 6	6
3	USA	3	1	0	0	2	0	11 : 11	3
4	GBR	3	0	0	0	3	-32	1 : 33	0

	CAN	GBR	SVK	USA
CAN	*****	14:0	5:3	6:0
GBR	0:14	*****	0:9	1:10
SVK	3:5	9:0	*****	4:1
USA	0:6	10:1	1:4	*****

Legend:			
(G)	Goals in tournament	*	does not count for Plus/minus
+C	Captain	A	Assists
ET/Res	Penalty end time/Result of game	F	Forward
FO+	Face-offs won	FO+/-	Face-offs net
GDF	Goal difference	GF	Goals for
L	Losses	MIP	Minutes in play (GK)
OTL	Overtime losses	OTW	Overtime wins
Pos.	Position	PP1	Power play - 1 player
PTS	Points	R	Rank
SVS	Saves	TPP	Time on power play
		+/-	Plus/minus net
		D	Defence
		FO-	Face-offs lost
		G	Goals
		GK	Goalkeeper
		No.	Jersey number
		P	Points
		PP2	Power play - 2 players
		SHG	Shorthanded goals
		TS	Total shots
		+A	Assistant captain
		EQ	Equal strength
		FO%	Face-offs won as percentage
		GA	Goals against
		GP	Games played
		OT	Overtime
		PIM	Penalties in minutes
		PPG	Power play goals
		SOG	Shots on goal
		W	Wins





Line-Ups

REVISED
28 JAN 15:41

JPN - LAT

Referees

HOGARTH Stefan (GBR) , PERSSON Christian Bo (SWE)

Linesmen

REGEC Tomas (SVK) , YEFREMOV Vladimir (KAZ)

Goalkeepers

Team: JPN

No. Name

1 FURUKAWA Shun
20 KANEKO Shotaro

Team: LAT

No. Name

20 PETKUS REINIS
25 BIKARS INTS

Team Line-ups

Team: JPN (black)

No. Pos. Name

3	D	MATSUKANE Kenta
6	D	WATANABE Akihide
11	F	HITOSATO Shigeki +C
12	F	KATSURAGAWA Ryo
16	F	DEGUCHI Keita
2	D	KATO Shinnosuke
4	D	MATSUI Hiroshi
10	F	KAWAMURA Kazuki +A
13	F	MATSUMOTO Kodai
14	F	SUZUKI Kento
5	D	OHBA Dai
8	D	KAWAGUCHI Shunya
17	F	FURUKAWA Seiya
18	F	MATSUMOTO Rikiya
24	F	ABE Kai
9	D	SATO Souta
22	D	TANAKA Kentaro +A
15	F	KOIZUMI Tomonari
19	F	SHIBATA Tsuguto
23	F	INUI Junya

Head Coach: YAMAGUCHI Kazuyoshi

No. Pos. Name

7	D	JANSONS EDUARDS HUGO
22	D	MEZULIS MARTINS
12	F	ZIEMINS JURIS
15	F	DILEVKA MARIS
19	F	ZOLMANIS SANDIS
16	D	APSITIS KRISTS +A
24	D	MAKAROV ILJA
6	F	APLOKS OLAFS
13	F	FREIJS VALTERS
14	F	SISLANNIKOV OLEGS
4	D	ROSINSKIS RINALDS
5	D	BULLITIS JANIS +C
8	F	MILLERS KRISTAPS
17	F	OGORODNIKOV ARTJOMS +A
18	F	GRINBERGS SANDIS
10	D	KAMOLINS EDGARS
21	D	MINAJEV VJACESLAVS
9	F	KALVANS DAVIDS
11	F	NEKLUDOV ROMANS
23	F	TAURINS TOMS

Head Coach: BIKARS Gints

NOT DRESSED:

25 GK NUMATA Tomoya

Legend:

D	Defence	F	Forward	No.	Jersey number	Pos.	Position
+A	Assistant captain	+C	Captain				

Coaches added



Game Summary

REVISED
30 JAN 12:03

JPN - LAT 3 - 4 (2 - 1 , 0 - 2 , 1 - 0 , 0 - 1)

Spectators	Referees	Linesmen
1580	HOGARTH Stefan (GBR) , PERSSON Christian Bo (SWE)	REGEC Tomas (SVK) , YEFREMOV Vladimir (KAZ)

Team Statistics

Period	Score	SVS	SOG	PIM	TPP	PPG	SHG
1	2 : 1	14 : 7	9 : 15	6 : 4	03:32 : 04:02	1 : 1	0 : 0
2	0 : 2	11 : 7	7 : 13	10 : 14	04:00 : 08:00	0 : 1	0 : 1
3	1 : 0	10 : 11	12 : 10	2 : 4	03:20 : 02:00	0 : 0	0 : 0
OT	0 : 1	1 : 0	0 : 2	0 : 0	00:00 : 00:00	0 : 0	0 : 0
Total	3 : 4	36 : 25	28 : 40	18 : 22	10:52 : 14:02	1 : 2	0 : 1

1st Period

Action	Time	ET/Res	Team	Type	No.	Name	(G)	Name of Assistant(s) / Action Description
GK	00:00		JPN		1	FURUKAWA S		- Goalkeeper in
GK	00:00		LAT		20	PETKUS R		- Goalkeeper in
Goal	00:29	1 : 0	JPN	EQ	11	HITOSATO S	(1)	16 DEGUCHI K On Ice JPN 1 2 4 11 12 16 LAT 20 7 12 15 19 22
Penalty	03:57	05:57	LAT	2 min.	24	MAKAROV S I		- Interference
Penalty	06:41	08:13	LAT	2 min.	16	APSITIS K		- Slashing
Goal	08:13	2 : 0	JPN	PP1	14	SUZUKI K	(1)	9 SATO S On Ice JPN 1 2 4 10 13 14 LAT 20 4 5 8 17 *
Penalty	08:42	10:42	JPN	2 min.	24	ABE K		- Hooking
Penalty	16:32	18:32	JPN	2 min.	6	WATANABE A		- Holding an opponent
Penalty	18:01	18:34	JPN	2 min.	13	MATSUMOTO K		- Slashing
Goal	18:34	2 : 1	LAT	PP1	6	APLOKS O	(1)	14 SISLANNIKOV S O On Ice JPN 1 3 4 6 14 24 MAKAROV S I LAT 20 6 13 14 16 24 *

2nd Period

Action	Time	ET/Res	Team	Type	No.	Name	(G)	Name of Assistant(s) / Action Description
Penalty	20:26	22:26	JPN	2 min.	14	SUZUKI K		- Interference
Penalty	23:08	25:08	JPN	2 min.	17	FURUKAWA S		- Interference
Penalty	25:52	27:52	LAT	2 min.	24	MAKAROV S I		- Interference
Penalty	28:26	29:39	JPN	2 min.	11	HITOSATO S		- Elbowing
Penalty	28:26	30:26	JPN	2 min.	-	Team penalty		- Delaying the Game / Served by: 19 SHIBATA T
Goal	29:39	2 : 2	LAT	PP2	16	APSITIS K	(1)	24 MAKAROV S I On Ice JPN 1 2 4 10 14 SISLANNIKOV S O LAT 20 6 13 14 16 24 *
Penalty	31:06	33:06	LAT	2 min.	16	APSITIS K		- Checking to the Head and Neck Area / Served by: 9 KALVANS D
Penalty	31:06	43:06	LAT	10 min.	16	APSITIS K		- Misconduct
Goal	32:39	2 : 3	LAT	SH1	18	GRINBERG S	(1)	On Ice JPN 1 2 3 6 11 16 LAT 20 4 5 17 18
Penalty	33:32	35:32	JPN	2 min.	10	KAWAMURA K		- Hooking

3rd Period

Action	Time	ET/Res	Team	Type	No.	Name	(G)	Name of Assistant(s) / Action Description
Penalty	43:58	45:58	LAT	2 min.	19	ZOLMANIS S		- Tripping
Penalty	45:18	47:18	LAT	2 min.	8	MILLERS K		- Kneeing
Penalty	48:45	50:45	JPN	2 min.	6	WATANABE A		- Charging
Goal	54:40	3 : 3	JPN	EQ	16	DEGUCHI K	(1)	11 HITOSATO S On Ice JPN 1 3 6 11 12 16 LAT 20 6 13 14 16 24

Overtime



Action	Time	ET/Res	Team	Type	No.	Name	(G)	Name of Assistant(s) / Action Description
Goal	60:18	3 : 4	LAT	EQ	22	MEZULIS M	(1)	19 ZOLMANIS S 15 DILEVKA M On Ice JPN 1 3 12 16 LAT 20 15 19 22 1 FURUKAWA S - Goalkeeper out 20 PETKUS R - Goalkeeper out
GK	60:18		JPN					
GK	60:18		LAT					

Goalkeeper Records

Team : JPN - Japan

Team : LAT - Latvia

No.	Name	SOG	SVS	MIP
1	FURUKAWA Shun	40	36	60:18
20	KANEKO Shotaro			
20	PETKUS REINIS	28	25	60:18
25	BIKARS INTS			

Game Statistics

Team : JPN (black)

Head Coach : YAMAGUCHI Kazuyoshi

No.	Pos.	Name	G	A	P	PIM	FO+	FO-	FO+/-	FO%	Shots on Goal					+/-
											1	2	3	OT	TS	
3	D	MATSUKANE Kenta	0	0	0	0	0	0	0	0.00	1	0	2	0	3	-1
6	D	WATANABE Akihide	0	0	0	4	0	0	0	0.00	1	0	1	0	2	0
11	F	HITOSATO Shigeki +C	1	1	2	2	0	1	-1	0.00	1	0	1	0	2	+1
12	F	KATSURAGAWA Ryo	0	0	0	0	0	0	0	0.00	0	1	2	0	3	+1
16	F	DEGUCHI Keita	1	1	2	0	12	8	4	60.00	0	1	1	0	2	0
2	D	KATO Shinnosuke	0	0	0	0	0	0	0	0.00	0	1	1	0	2	0
4	D	MATSUI Hiroshi	0	0	0	0	0	0	0	0.00	0	0	1	0	1	+1
10	F	KAWAMURA Kazuki +A	0	0	0	2	0	1	-1	0.00	0	1	0	0	1	0
13	F	MATSUMOTO Kodai	0	0	0	2	8	12	-4	40.00	2	0	1	0	3	0
14	F	SUZUKI Kento	1	0	1	2	2	6	-4	25.00	2	0	0	0	2	0
5	D	OHBA Dai	0	0	0	0	0	0	0	0.00	0	0	0	0	0	0
8	D	KAWAGUCHI Shunya	0	0	0	0	0	1	-1	0.00	1	0	0	0	1	0
17	F	FURUKAWA Seiya	0	0	0	2	0	0	0	0.00	0	0	1	0	1	0
18	F	MATSUMOTO Rikiya	0	0	0	0	0	1	-1	0.00	1	1	0	0	2	0
24	F	ABE Kai	0	0	0	2	5	5	0	50.00	0	1	0	0	1	0
9	D	SATO Souta	0	1	1	0	0	0	0	0.00	0	0	0	0	0	0
15	F	KOIZUMI Tomonari	0	0	0	0	0	0	0	0.00	0	0	0	0	0	0
19	F	SHIBATA Tsuguto	0	0	0	0	0	0	0	0.00	0	0	1	0	1	0
22	D	TANAKA Kentaro +A	0	0	0	0	1	3	-2	25.00	0	1	0	0	1	0
23	F	INUJI Junya	0	0	0	0	0	0	0	0.00	0	0	0	0	0	0
1	GK	FURUKAWA Shun	0	0	0	0					0	0	0	0	0	
20	GK	KANEKO Shotaro	0	0	0	0					0	0	0	0	0	
Total			3	3	6	16	28	38	-10	42.42	9	7	12	0	28	

Team : LAT (white)

Head Coach : BIKARS Gints

No.	Pos.	Name	G	A	P	PIM	FO+	FO-	FO+/-	FO%	Shots on Goal					+/-
											1	2	3	OT	TS	
7	D	JANSONS EDUARDS HUGO	0	0	0	0	0	0	0	0.00	0	3	0	0	3	-1
12	F	ZIEMINS JURIS	0	0	0	0	0	1	-1	0.00	0	2	1	0	3	-1
15	F	DILEVKA MARIS	0	1	1	0	0	0	0	0.00	1	1	1	0	3	0
19	F	ZOLMANIS SANDIS	0	1	1	2	13	10	3	56.52	2	0	0	0	2	0
22	D	MEZULIS MARTINS	1	0	1	0	0	0	0	0.00	0	0	1	2	3	0
6	F	APLOKS OLAFS	1	0	1	0	11	6	5	64.71	1	0	0	0	1	-1
13	F	FREIJS VALTERS	0	0	0	0	0	0	0	0.00	3	1	0	0	4	-1
14	F	SISLANNIKOVS OLEGS	0	2	2	0	0	0	0	0.00	2	0	2	0	4	-1
16	D	APSITIS KRISTS +A	1	0	1	14	2	0	2	100.00	3	2	1	0	6	-1
24	D	MAKAROV ILJA	0	2	2	4	0	0	0	0.00	1	0	2	0	3	-1
4	D	ROSINSKIS RINALDS	0	0	0	0	0	0	0	0.00	0	0	0	0	0	+1
5	D	BULLITIS JANIS +C	0	0	0	0	0	0	0	0.00	0	0	0	0	0	+1
8	F	MILLERS KRISTAPS	0	0	0	2	8	3	5	72.73	0	0	0	0	0	0
17	F	OGORODNIKOV ARTJOMS +A	0	0	0	0	1	1	0	50.00	0	0	0	0	0	+1
18	F	GRINBERGS SANDIS	1	0	1	0	0	0	0	0.00	0	1	1	0	2	+1



Head Coach : BIKARS GINTS

No.	Pos.	Name	G	A	P	PIM	FO+	FO-	FO+/-	FO%	Shots on Goal					+/-
											1	2	3	OT	TS	
9	F	KALVANS DAVIDS	0	0	0	0	0	0	0	0.00	0	0	0	0	0	0
10	D	KAMOLINS EDGARS	0	0	0	0	0	0	0	0.00	1	1	0	0	2	0
11	F	NEKLUDOV ROMANS	0	0	0	0	3	7	-4	30.00	1	1	0	0	2	0
21	D	MINAJEV VJACESLAVS	0	0	0	0	0	0	0	0.00	0	0	1	0	1	0
23	F	TAURINS TOMS	0	0	0	0	0	0	0	0.00	0	1	0	0	1	0
20	GK	PETKUS REINIS	0	0	0	0					0	0	0	0	0	0
25	GK	BIKARS INTS	0	0	0	0					0	0	0	0	0	0
Total			4	6	10	22	38	28	10	57.58	15	13	10	2	40	

Group C

R	Team	GP	W	OTW	OTL	L	GDF	GF : GA	PTS
1	LAT	1	0	1	0	0	+1	4 : 3	2
2	JPN	1	0	0	1	0	-1	3 : 4	1
-	KOR	0							
-	RUS	0							

	JPN	KOR	LAT	RUS
JPN	*****	TUE 31 JAN 12:30	3:4	FRI 03 FEB 16:00
KOR	TUE 31 JAN 12:30	*****	THU 02 FEB 16:00	MON 30 JAN 12:30
LAT	4:3	THU 02 FEB 16:00	*****	WED 01 FEB 12:30
RUS	FRI 03 FEB 16:00	MON 30 JAN 12:30	WED 01 FEB 12:30	*****

Legend:

(G) Goals in tournament	*	does not count for Plus/minus	+/- Plus/minus net	+A Assistant captain
+C Captain	A	Assists	D Defence	EQ Equal strength
ET/Res Penalty end time/Result of game	F	Forward	FO- Face-offs lost	FO% Face-offs won as percentage
FO+ Face-offs won	FO+/-	Face-offs net	G Goals	GA Goals against
GDF Goal difference	GF	Goals for	GK Goalkeeper	GP Games played
L Losses	MIP	Minutes in play (GK)	No. Jersey number	OT Overtime
OTL Overtime losses	OTW	Overtime wins	P Points	PIM Penalties in minutes
Pos. Position	PP1	Power play - 1 player	PP2 Power play - 2 players	PPG Power play goals
PTS Points	R	Rank	SH1 Shorthanded - 1 player	SHG Shorthanded goals
SOG Shots on goal	SVS	Saves	TPP Time on power play	TS Total shots
W Wins				

Revision due to missing logo bar

IHOMTEAM6-----GPC-000100--_74 4.1

Report Created MON 30 JAN 2017 12:03

Page 3/3





Line-Ups

REVISED
30 JAN 13:40

KOR - RUS

Referees

PERSSON Christian Bo (SWE) , SUBBOTIN Arkadiy (KAZ)

Linesmen

WELLS Christopher (GBR) , YEFREMOV Vladimir (KAZ)

Goalkeepers

Team: KOR

No. Name

25 LEE Hanback
20 LEE Changhun

Team Line-ups

Team: KOR (blue)

No. Pos. Name

6	D	KIM Youngjun
2	F	SONG Hyeongcheol
7	F	SON Taekwang
11	F	HWANG Doo Hyun +C
22	F	KIM Dohyung
15	D	JUNG Jonghyun
23	D	OH Gi Ryun
8	F	LEE Kangsoo +A
17	F	KIM Sangwon
19	F	CHANG Yongwon
14	D	MUN Juyoung
21	D	OH Min Suk
9	F	CHOI Youngil +A
12	F	LEE Seung Jun
24	F	KIM Younghoon
10	D	LEE Dohyung
13	F	LEE Hanmo
18	F	CHOI Doyeon

Head Coach: KIM HEE WOO

Team: RUS

No. Name

31 ANDRIUKHOV ILIA
1 SAMONOV ALEXANDER

Team: RUS (white)

No. Pos. Name

44	D	KUDINOV ROMAN
55	D	REPIN VLADIMIR
15	F	IVANOV IVAN
24	F	SIROTKIN NIKITA
26	F	ILIN DANIIL
7	D	KOZLOVSKIY YURY +A
77	D	KUDRIASHOV MAKSIM
45	F	EFREMOV VLADISLAV
57	F	EROFEEV ANDREI
63	F	PILIPENKO KIRILL
13	D	ZABORNIKOV STANISLAV +A
21	D	ORLOV MIKHAIL
98	D	TATALIN ROMAN
47	F	KIRILLOV DMITRII +C
93	F	SHUTOV VADIM
19	F	ALEKSEEV ANDREI
52	F	OSIPOV ARTEM
87	F	TARASOV ALEKSANDR

Head Coach: KHROMYKH Vladislav

NOT DRESSED:

3 D SHCHERBOV ANDREI
30 GK BILALOV Timur
73 F SMUROV SERGEI

Legend:

D	Defence	F	Forward	No.	Jersey number	Pos.	Position
+A	Assistant captain	+C	Captain				

Change of linesmen

IHOMTEAM6-----GPC-000200--_54B 1.2

Report Created MON 30 JAN 2017 13:40

Page 1/1





Game Summary

KOR - RUS 0 - 14 (0 - 4 , 0 - 6 , 0 - 4)

Spectators	Referees	Linesmen
3000	PERSSON Christian Bo (SWE) , SUBBOTIN Arkadiy (KAZ)	WELLS Christopher (GBR) , YEFREMOV Vladimir (KAZ)

Team Statistics

Period	Score	SVS	SOG	PIM	TPP	PPG	SHG
1	0 : 4	18 : 3	3 : 22	2 : 2	02:00 : 02:00	0 : 0	0 : 1
2	0 : 6	16 : 5	5 : 22	4 : 2	01:06 : 02:53	0 : 1	0 : 0
3	0 : 4	25 : 2	2 : 29	2 : 0	00:00 : 00:39	0 : 0	0 : 0
Total	0 : 14	59 : 10	10 : 73	8 : 4	03:06 : 05:32	0 : 1	0 : 1

1st Period

Action	Time	ET/Res	Team	Type	No.	Name	(G)	Name of Assistant(s) / Action Description
GK	00:00		KOR		25	LEE H		- Goalkeeper in
GK	00:00		RUS		31	ANDRIUKHOV I		- Goalkeeper in
Penalty	05:38	07:38	RUS	2 min.	15	IVANOV I		- Tripping
Goal	06:07	0 : 1	RUS	SH1	57	EROFEEV A	(1)	On Ice KOR 25 2 6 7 11 22 RUS 31 45 55 57 77
Goal	08:00	0 : 2	RUS	EQ	24	SIROTKIN N	(1)	15 IVANOV I 26 ILIN D On Ice KOR 25 6 9 12 23 24 RUS 31 15 24 26 44 55
Goal	08:36	0 : 3	RUS	EQ	47	KIRILLOV D	(1)	57 EROFEEV A 77 KUDRIASHOV M On Ice KOR 25 9 12 15 23 24 RUS 7 13 47 57 63 77
Time-out	08:36		KOR					
Goal	08:52	0 : 4	RUS	EQ	93	SHUTOV V	(1)	13 ZABORNIKOV S 47 KIRILLOV D On Ice KOR 25 10 11 13 18 21 RUS 31 13 21 47 93 98
Penalty	14:02	16:02	KOR	2 min.	6	KIM Y		- Tripping

2nd Period

Action	Time	ET/Res	Team	Type	No.	Name	(G)	Name of Assistant(s) / Action Description
Penalty	23:53		KOR	PS	6	KIM Y		- Hooking
Goal	23:53	0 : 5	RUS	PS	19	ALEKSEEV A	(1)	On Ice KOR 25 RUS 19
Penalty	25:20	27:20	RUS	2 min.	45	EFREMOV V		- Slashing
Penalty	26:26	28:13	KOR	2 min.	11	HWANG DH		- Slashing
Goal	26:44	0 : 6	RUS	EQ	26	ILIN D	(1)	7 KOZLOVSKIY Y 77 KUDRIASHOV M On Ice KOR 25 8 15 17 23 RUS 31 7 15 26 77
Goal	27:13	0 : 7	RUS	EQ	63	PILIPENKO K	(1)	98 TATALIN R 57 EROFEEV A On Ice KOR 25 9 14 21 24 RUS 31 21 57 63 98
Goal	28:13	0 : 8	RUS	PP1	13	ZABORNIKOV S	(1)	7 KOZLOVSKIY Y 93 SHUTOV V On Ice KOR 25 7 15 22 23 RUS 31 7 13 47 77 93
Goal	28:35	0 : 9	RUS	EQ	21	ORLOV M	(1)	87 TARASOV A 52 OSIPOV A On Ice KOR 25 7 11 15 22 23 RUS 31 19 21 52 87 98
Penalty	33:28	35:28	KOR	2 min.	14	MUN J		- Hooking
Goal	38:20	0 : 10	RUS	EQ	63	PILIPENKO K	(2)	44 KUDINOV R On Ice KOR 25 8 15 17 19 23 RUS 31 7 44 45 57 63

3rd Period

Action	Time	ET/Res	Team	Type	No.	Name	(G)	Name of Assistant(s) / Action Description
Goal	42:35	0 : 11	RUS	EQ	47	KIRILLOV D	(2)	On Ice KOR 25 9 10 12 14 21 RUS 31 13 21 47 93 98
Goal	45:09	0 : 12	RUS	EQ	45	EFREMOV V	(1)	63 PILIPENKO K On Ice KOR 25 7 11 14 22 23 RUS 31 21 45 57 63 98
GK	45:09		KOR		20	LEE C		- Goalkeeper in
Goal	52:54	0 : 13	RUS	EQ	87	TARASOV A	(1)	52 OSIPOV A 19 ALEKSEEV A On Ice KOR 20 8 14 15 17 19 RUS 31 19 44 52 55 87
Goal	58:17	0 : 14	RUS	EQ	52	OSIPOV A	(1)	98 TATALIN R 21 ORLOV M On Ice KOR 20 2 9 15 19 23 RUS 31 19 21 52 87 98



Action	Time	ET/Res	Team	Type	No.	Name	(G)	Name of Assistant(s) / Action Description
Penalty	59:21	60:00	KOR	2 min.	24	KIM Y		- Hooking
GK	60:00		KOR					20 LEE C - Goalkeeper out
GK	60:00		RUS					31 ANDRIUKHOV I - Goalkeeper out

Goalkeeper Records

Team : KOR - Republic of Korea

Team : RUS - Russian Federation

No.	Name	SOG	SVS	MIP	No.	Name	SOG	SVS	MIP
25	LEE Hanback	51	39	45:09	31	ANDRIUKHOV Ilia	10	10	60:00
20	LEE Changhun	22	20	14:51	1	SAMONOV Alexander			

Game Statistics

Team : KOR (blue)

Head Coach : KIM HEE WOO

No.	Pos.	Name	G	A	P	PIM	FO+	FO-	FO+/-	FO%	Shots on Goal					TS	+/-
											1	2	3	OT	TS		
2	F	SONG Hyeongcheol	0	0	0	0	0	0	0	0.00	0	1	0		1	-2	
6	D	KIM Youngjun	0	0	0	2	0	0	0	0.00	1	0	0		1	-2	
7	F	SON Taekwang	0	0	0	0	0	0	0	0.00	2	0	2		4	-3	
11	F	HWANG Doo Hyun +C	0	0	0	2	7	6	1	53.85	0	2	0		2	-4	
22	F	KIM Dohyung	0	0	0	0	0	0	0	0.00	0	0	0		0	-3	
8	F	LEE Kangsoo +A	0	0	0	0	4	16	-12	20.00	0	0	0		0	-3	
15	D	JUNG Jonghyun	0	0	0	0	0	0	0	0.00	0	0	0		0	-6	
17	F	KIM Sangwon	0	0	0	0	0	0	0	0.00	0	0	0		0	-3	
19	F	CHANG Yongwon	0	0	0	0	1	0	1	100.00	0	0	0		0	-3	
23	D	OH Gi Ryun	0	0	0	0	0	0	0	0.00	0	0	0		0	-7	
9	F	CHOI Youngil +A	0	0	0	0	0	16	-16	0.00	0	0	0		0	-5	
12	F	LEE Seung Jun	0	0	0	0	0	1	-1	0.00	0	0	0		0	-3	
14	D	MUN Juyoung	0	0	0	2	0	0	0	0.00	0	0	0		0	-4	
21	D	OH Min Suk	0	0	0	0	0	0	0	0.00	0	2	0		2	-3	
24	F	KIM Younghoon	0	0	0	2	0	0	0	0.00	0	0	0		0	-3	
10	D	LEE Dohyung	0	0	0	0	3	7	-4	30.00	0	0	0		0	-2	
13	F	LEE Hanmo	0	0	0	0	0	2	-2	0.00	0	0	0		0	-1	
18	F	CHOI Doyeon	0	0	0	0	1	0	1	100.00	0	0	0		0	-1	
20	GK	LEE Changhun	0	0	0	0					0	0	0		0		
25	GK	LEE Hanback	0	0	0	0					0	0	0		0		
Total			0	0	0	8	16	48	-32	25.00	3	5	2		10		

Team : RUS (white)

Head Coach : KHROMYKH Vladislav

No.	Pos.	Name	G	A	P	PIM	FO+	FO-	FO+/-	FO%	Shots on Goal					TS	+/-
											1	2	3	OT	TS		
15	F	IVANOV Ivan	0	1	1	2	0	0	0	0.00	1	1	2		4	+2	
24	F	SIROTKIN Nikita	1	0	1	0	0	0	0	0.00	2	0	0		2	+1	
26	F	ILIN Daniil	1	1	2	0	12	2	10	85.71	0	1	0		1	+2	
44	D	KUDINOV Roman	0	1	1	0	0	0	0	0.00	2	0	1		3	+3	
55	D	REPIN Vladimir	0	0	0	0	0	0	0	0.00	2	3	1		6	+3	
7	D	KOZLOVSKIY Yury +A	0	2	2	0	0	0	0	0.00	1	2	2		5	+3	
45	F	EFREMOV Vladislav	1	0	1	2	5	6	-1	45.45	1	0	5		6	+3	
57	F	EROFEEV Andrei	1	2	3	0	1	1	0	50.00	1	1	0		2	+5	
63	F	PILIPENKO Kirill	2	1	3	0	0	0	0	0.00	0	2	1		3	+4	
77	D	KUDRIASHOV Maksim	0	2	2	0	0	0	0	0.00	2	5	1		8	+3	
13	D	ZABORNIKOV Stanislav +A	1	1	2	0	9	1	8	90.00	0	1	1		2	+3	
21	D	ORLOV Mikhail	1	1	2	0	0	0	0	0.00	1	2	6		9	+6	
47	F	KIRILLOV Dmitrii +C	2	1	3	0	5	3	2	62.50	1	0	2		3	+3	
93	F	SHUTOV Vadim	1	1	2	0	3	0	3	100.00	2	2	2		6	+2	
98	D	TATALIN Roman	0	2	2	0	0	0	0	0.00	2	0	0		2	+6	
19	F	ALEKSEEV Andrei	1	1	2	0	0	0	0	0.00	1	2	2		5	+3	



Head Coach : KHROMYKH Vladislav

No.	Pos.	Name	G	A	P	PIM	FO+	FO-	FO+/-	FO%	Shots on Goal				+/-
											1	2	3	OT	
52	F	OSIPOV Artem	1	2	3	0	0	0	0	0.00	1	0	1	2	+3
87	F	TARASOV Aleksandr	1	1	2	0	13	3	10	81.25	2	0	2	4	+3
1	GK	SAMONOV Alexander	0	0	0	0					0	0	0	0	
31	GK	ANDRIUKHOV Iliia	0	0	0	0					0	0	0	0	
Total			14	20	34	4	48	16	32	75.00	22	22	29	73	

Group C

R	Team	GP	W	OTW	OTL	L	GDF	GF : GA	PTS
1	RUS	1	1	0	0	0	+14	14 : 0	3
2	LAT	1	0	1	0	0	+1	4 : 3	2
3	JPN	1	0	0	1	0	-1	3 : 4	1
4	KOR	1	0	0	0	1	-14	0 : 14	0

	JPN	KOR	LAT	RUS
JPN	*****	TUE 31 JAN 12:30	3:4	FRI 03 FEB 16:00
KOR	TUE 31 JAN 12:30	*****	THU 02 FEB 16:00	0:14
LAT	4:3	THU 02 FEB 16:00	*****	WED 01 FEB 12:30
RUS	FRI 03 FEB 16:00	14:0	WED 01 FEB 12:30	*****

Legend:			
(G) Goals in tournament	*	does not count for Plus/minus	+/- Plus/minus net
+C Captain	A	Assists	D Defence
EQ Equal strength	ET/Res	Penalty end time/Result of game	F Forward
FO% Face-offs won as percentage	FO+	Face-offs won	FO+/- Face-offs net
GA Goals against	GDF	Goal difference	GF Goals for
GP Games played	L	Losses	MIP Minutes in play (GK)
OT Overtime	OTL	Overtime losses	OTW Overtime wins
PIM Penalties in minutes	Pos.	Position	PP1 Power play - 1 player
PS Penalty shot	PTS	Points	R Rank
SHG Shorthanded goals	SOG	Shots on goal	SVS Saves
TS Total shots	W	Wins	+A Assistant captain
			EA Extra attacker
			FO- Face-offs lost
			G Goals
			GK Goalkeeper
			No. Jersey number
			P Points
			PPG Power play goals
			SH1 Shorthanded - 1 player
			TPP Time on power play





Line-Ups

JPN - KOR

Referees

FICHTNER Patrick (AUT) , TSCHERRIG Michael (SUI)

Linesmen

LAKSOLA David Juha (SWE) , REGEC Tomas (SVK)

Goalkeepers

Team: JPN

No. Name

20 KANEKO Shotaro
1 FURUKAWA Shun

Team Line-ups

Team: JPN (black)

No. Pos. Name

3	D	MATSUKANE Kenta
6	D	WATANABE Akihide
11	F	HITOSATO Shigeki +C
12	F	KATSURAGAWA Ryo
16	F	DEGUCHI Keita
<hr/>		
2	D	KATO Shinnosuke +A
4	D	MATSUI Hiroshi
10	F	KAWAMURA Kazuki
13	F	MATSUMOTO Kodai
14	F	SUZUKI Kento
<hr/>		
5	D	OHBA Dai
8	D	KAWAGUCHI Shunya
17	F	FURUKAWA Seiya
18	F	MATSUMOTO Rikiya
24	F	ABE Kai
<hr/>		
9	D	SATO Souta
22	D	TANAKA Kentaro +A
15	F	KOIZUMI Tomonari
19	F	SHIBATA Tsuguto
23	F	INUI Junya

Head Coach: YAMAGUCHI Kazuyoshi

NOT DRESSED:

25 GK NUMATA Tomoya

Team: KOR

No. Name

25 LEE Hanback
20 LEE Changhun

Team: KOR (white)

No. Pos. Name

6	D	KIM Youngjun
2	F	SONG Hyeongcheol
7	F	SON Taekwang
11	F	HWANG Doo Hyun +C
22	F	KIM Dohyung
<hr/>		
15	D	JUNG Jonghyun
23	D	OH Gi Ryun
8	F	LEE Kangsoo +A
17	F	KIM Sangwon
19	F	CHANG Yongwon
<hr/>		
14	D	MUN Juyoung
21	D	OH Min Suk
9	F	CHOI Youngil +A
12	F	LEE Seung Jun
24	F	KIM Younghoon
<hr/>		
10	D	LEE Dohyung
13	F	LEE Hanmo
18	F	CHOI Doyeon

Head Coach: KIM HEE WOO

Legend:

D	Defence	F	Forward	No.	Jersey number	Pos.	Position
+A	Assistant captain	+C	Captain				



Game Summary

JPN - KOR 5 - 2 (0 - 1, 2 - 1, 3 - 0)

Spectators	Referees	Linesmen
933	FICHTNER Patrick (AUT) , TSCHEERRIG Michael (SUI)	LAKSOLA David Juha (SWE) , REGEC Tomas (SVK)

Team Statistics

Period	Score	SVS	SOG	PIM	TPP	PPG	SHG
1	0 : 1	6 : 5	5 : 7	8 : 4	03:37 : 07:18	0 : 1	0 : 0
2	2 : 1	3 : 13	15 : 4	4 : 4	02:56 : 03:13	0 : 0	1 : 0
3	3 : 0	8 : 17	20 : 8	2 : 4	03:23 : 02:00	0 : 0	0 : 0
Total	5 : 2	17 : 35	40 : 19	14 : 12	09:56 : 12:31	0 : 1	1 : 0

1st Period

Action	Time	ET/Res	Team	Type	No.	Name	(G) Name of Assistant(s) / Action Description
GK	00:00		JPN		20	KANEKO S	- Goalkeeper in
GK	00:00		KOR		25	LEE H	- Goalkeeper in
Penalty	00:43	02:43	KOR	2 min.	15	JUNG J	- Hooking
Penalty	03:59	05:57	JPN	2 min.	9	SATO S	- Hooking
Goal	05:57	0 : 1	KOR	PP1	19	CHANG Y	(1) 15 JUNG J 8 LEE K On Ice JPN 20 5 8 11 18 KOR 25 8 15 17 19 23 *
Penalty	06:24	08:24	KOR	2 min.	14	MUN J	- Interference
Penalty	08:01	10:01	JPN	2 min.	22	TANAKA K	- Slashing
Penalty	13:29	15:29	JPN	2 min.	18	MATSUMOTO R	- Slashing
Penalty	18:17	20:17	JPN	2 min.	4	MATSUI H	- Holding an opponent

2nd Period

Action	Time	ET/Res	Team	Type	No.	Name	(G) Name of Assistant(s) / Action Description
Penalty	22:15	24:15	JPN	2 min.	19	SHIBATA T	- Slashing
Penalty	23:11	25:11	KOR	2 min.	6	KIM Y	- Roughing
Goal	23:53	1 : 1	JPN	EQ	8	KAWAGUCHI S	(1) 23 INUI J On Ice JPN 20 5 8 23 24 KOR 25 8 15 19 23
Penalty	28:07	30:07	KOR	2 min.	11	HWANG DH	- Slashing
Goal	32:39	1 : 2	KOR	EQ	9	CHOI Y	(1) On Ice JPN 20 2 3 11 16 17 KOR 25 6 8 9 12 23
Penalty	33:46	35:46	JPN	2 min.	17	FURUKAWA S	- Hooking
Goal	35:11	2 : 2	JPN	SH1	10	KAWAMURA K	(1) 13 MATSUMOTO K On Ice JPN 20 8 9 10 13 KOR 25 8 15 17 19 23

3rd Period

Action	Time	ET/Res	Team	Type	No.	Name	(G) Name of Assistant(s) / Action Description
Penalty	46:31	48:31	KOR	2 min.	-	Team penalty	- Too Many Men / Served by: 2 SONG H
Penalty	47:54	49:54	KOR	2 min.	6	KIM Y	- Roughing
Penalty	50:51	52:51	JPN	2 min.	17	FURUKAWA S	- Slashing
Goal	55:56	3 : 2	JPN	EQ	22	TANAKA K	(1) 12 KATSURAGAWA R 18 MATSUMOTO R On Ice JPN 20 2 9 12 18 22 KOR 25 2 8 10 17 21
Time-out	57:20		KOR				
GK	58:43		KOR				25 LEE H - Goalkeeper out
Goal	59:03	4 : 2	JPN	EQ	10	KAWAMURA K	(2) 14 SUZUKI K On Ice JPN 20 2 4 10 13 14 KOR 2 6 7 8 11 22
GK	59:03		KOR		25	LEE H	- Goalkeeper in
Goal	59:27	5 : 2	JPN	EQ	11	HITOSATO S	(2) 23 INUI J On Ice JPN 20 3 6 11 16 23 KOR 25 2 8 15 19 23
GK	60:00		JPN				20 KANEKO S - Goalkeeper out
GK	60:00		KOR				25 LEE H - Goalkeeper out



Goalkeeper Records

Team : JPN - Japan

Team : KOR - Republic of Korea

No.	Name	SOG	SVS	MIP
20	KANEKO Shotaro	19	17	60:00
1	FURUKAWA Shun			

No.	Name	SOG	SVS	MIP
25	LEE Hanback	39	35	59:40
20	LEE Changhun			

Game Statistics

Team : JPN (black)

Head Coach : YAMAGUCHI Kazuyoshi

No.	Pos.	Name	G	A	P	PIM	FO+	FO-	FO+/-	FO%	Shots on Goal				TS	+/-
											1	2	3	OT		
3	D	MATSUKANE Kenta	0	0	0	0	0	0	0	0.00	0	2	2		4	0
6	D	WATANABE Akihide	0	0	0	0	0	0	0	0.00	2	0	1		3	+1
11	F	HITOSATO Shigeki +C	1	0	1	0	0	1	-1	0.00	0	2	1		3	0
12	F	KATSURAGAWA Ryo	0	1	1	0	0	0	0	0.00	0	0	0		0	+1
16	F	DEGUCHI Keita	0	0	0	0	12	9	3	57.14	0	0	3		3	0
2	D	KATO Shinnosuke +A	0	0	0	0	0	0	0	0.00	0	2	0		2	+1
4	D	MATSUI Hiroshi	0	0	0	2	0	0	0	0.00	1	1	2		4	+1
10	F	KAWAMURA Kazuki	2	0	2	0	0	0	0	0.00	1	1	2		4	+2
13	F	MATSUMOTO Kodai	0	1	1	0	7	8	-1	46.67	0	1	1		2	+2
14	F	SUZUKI Kento	0	1	1	0	2	1	1	66.67	0	0	2		2	+1
5	D	OHBA Dai	0	0	0	0	0	0	0	0.00	1	1	0		2	+1
8	D	KAWAGUCHI Shunya	1	0	1	0	0	0	0	0.00	0	2	0		2	+2
17	F	FURUKAWA Seiya	0	0	0	4	0	0	0	0.00	0	2	3		5	-1
18	F	MATSUMOTO Rikiya	0	1	1	2	0	0	0	0.00	0	1	0		1	+1
24	F	ABE Kai	0	0	0	0	4	7	-3	36.36	0	0	1		1	+1
9	D	SATO Souta	0	0	0	2	0	0	0	0.00	0	0	0		0	+2
15	F	KOIZUMI Tomonari	0	0	0	0	0	0	0	0.00	0	0	0		0	0
19	F	SHIBATA Tsuguto	0	0	0	2	1	0	1	100.00	0	0	0		0	0
22	D	TANAKA Kentaro +A	1	0	1	2	6	5	1	54.55	0	0	2		2	+1
23	F	INUJI Junya	0	2	2	0	0	0	0	0.00	0	0	0		0	+2
1	GK	FURUKAWA Shun	0	0	0	0					0	0	0		0	
20	GK	KANEKO Shotaro	0	0	0	0					0	0	0		0	
Total			5	6	11	14	32	31	1	50.79	5	15	20		40	

Team : KOR (white)

Head Coach : KIM HEE WOO

No.	Pos.	Name	G	A	P	PIM	FO+	FO-	FO+/-	FO%	Shots on Goal				TS	+/-
											1	2	3	OT		
2	F	SONG Hyeongcheol	0	0	0	0	1	1	0	50.00	0	0	1		1	-3
6	D	KIM Youngjun	0	0	0	4	0	0	0	0.00	0	0	0		0	0
7	F	SON Taekwang	0	0	0	0	0	2	-2	0.00	0	0	3		3	-1
11	F	HWANG Doo Hyun +C	0	0	0	2	10	11	-1	47.62	3	0	0		3	-1
22	F	KIM Dohyung	0	0	0	0	0	0	0	0.00	0	0	1		1	-1
8	F	LEE Kangsoo +A	0	1	1	0	10	7	3	58.82	1	0	0		1	-4
15	D	JUNG Jonghyun	0	1	1	2	0	0	0	0.00	0	1	1		2	-3
17	F	KIM Sangwon	0	0	0	0	0	0	0	0.00	0	0	1		1	-2
19	F	CHANG Yongwon	1	0	1	0	2	0	2	100.00	1	0	0		1	-3
23	D	OH Gi Ryun	0	0	0	0	0	0	0	0.00	0	0	0		0	-2
9	F	CHOI Youngil +A	1	0	1	0	8	9	-1	47.06	0	1	1		2	+1
12	F	LEE Seung Jun	0	0	0	0	0	1	-1	0.00	0	0	0		0	+1
14	D	MUN Juyoung	0	0	0	2	0	0	0	0.00	0	1	0		1	0
21	D	OH Min Suk	0	0	0	0	0	0	0	0.00	0	0	0		0	-1
24	F	KIM Younghoon	0	0	0	0	0	0	0	0.00	2	0	0		2	0
10	D	LEE Dohyung	0	0	0	0	0	1	-1	0.00	0	0	0		0	-1
13	F	LEE Hanmo	0	0	0	0	0	0	0	0.00	0	0	0		0	0
18	F	CHOI Doyeon	0	0	0	0	0	0	0	0.00	0	1	0		1	0
20	GK	LEE Changhun	0	0	0	0					0	0	0		0	
25	GK	LEE Hanback	0	0	0	0					0	0	0		0	



Head Coach : KIM HEE WOO

No.	Pos.	Name	G	A	P	PIM	FO+	FO-	FO+/-	FO%	Shots on Goal				
											1	2	3	OT	TS
Total			2	2	4	10	31	32	-1	49.21	7	4	8	19	

Group C

R	Team	GP	W	OTW	OTL	L	GDF	GF:GA	PTS
1	JPN	2	1	0	1	0	+2	8 : 6	4
2	RUS	1	1	0	0	0	+14	14 : 0	3
3	LAT	1	0	1	0	0	+1	4 : 3	2
4	KOR	2	0	0	0	2	-17	2 : 19	0

	JPN	KOR	LAT	RUS
JPN	*****	5:2	3:4	FRI 03 FEB 16:00
KOR	2:5	*****	THU 02 FEB 16:00	0:14
LAT	4:3	THU 02 FEB 16:00	*****	WED 01 FEB 12:30
RUS	FRI 03 FEB 16:00	14:0	WED 01 FEB 12:30	*****

Legend:		
(G) Goals in tournament	*	does not count for Plus/minus
+C Captain	A	Assists
EQ Equal strength	ET/Res	Penalty end time/Result of game
FO% Face-offs won as percentage	FO+	Face-offs won
GA Goals against	GDF	Goal difference
GP Games played	L	Losses
OT Overtime	OTL	Overtime losses
PIM Penalties in minutes	Pos.	Position
PTS Points	R	Rank
SOG Shots on goal	SVS	Saves
W Wins		
+/-	Plus/minus net	
D	Defence	
F	Forward	
FO+/-	Face-offs net	
GF	Goals for	
MIP	Minutes in play (GK)	
OTW	Overtime wins	
PP1	Power play - 1 player	
SH1	Shorthanded - 1 player	
TPP	Time on power play	
+A	Assistant captain	
ENG	Empty net goal	
FO-	Face-offs lost	
G	Goals	
GK	Goalkeeper	
No.	Jersey number	
P	Points	
PPG	Power play goals	
SHG	Shorthanded goals	
TS	Total shots	





Line-Ups

RUS - LAT

Referees

HOLM Back Per Oscar Christoffe (SWE) , TSCHERRIG Michael (SUI)

Linesmen

HARRINGTON Mike (CAN) , YEFREMOV Vladimir (KAZ)

Goalkeepers

Team: RUS

No. Name

31 ANDRIUKHOV Ilia
1 SAMONOV Alexander

Team Line-ups

Team: RUS (white)

No. Pos. Name

21	D	ORLOV Mikhail
98	D	TATALIN Roman
26	F	ILIN Daniil
47	F	KIRILLOV Dmitrii +C
93	F	SHUTOV Vadim
7	D	KOZLOVSKIY Yury +A
77	D	KUDRIASHOV Maksim
45	F	EFREMOV Vladislav
57	F	EROFEEV Andrei
63	F	PILIPENKO Kirill
13	D	ZABORNIKOV Stanislav +A
44	D	KUDINOV Roman
15	F	IVANOV Ivan
24	F	SIROTKIN Nikita
19	F	ALEKSEEV Andrei
52	F	OSIPOV Artem
87	F	TARASOV Aleksandr

Team: LAT

No. Name

20 PETKUS REINIS
25 BIKARS INTS

Team: LAT (red)

No. Pos. Name

7	D	JANSONS EDUARDS HUGO
22	D	MEZULIS MARTINS
12	F	ZIEMINS JURIS
15	F	DILEVKA MARIS +A
19	F	ZOLMANIS SANDIS
16	D	APSITIS KRISTS +A
24	D	MAKAROV ILJA
6	F	APLOKS OLAFS
13	F	FREIJS VALTERS
14	F	SISLANNIKOV OLEGS
4	D	ROSINSKIS RINALDS
5	D	BULLITIS JANIS +C
8	F	MILLERS KRISTAPS
17	F	OGORODNIKOV ARTJOMS
18	F	GRINBERGS SANDIS
10	D	KAMOLINS EDGARS
21	D	MINAJEV VJACESLAVS
9	F	KALVANS DAVIDS
11	F	NEKLUDOV ROMANS
23	F	TAURINS TOMS

Head Coach: KHROMYKH Vladislav

Head Coach: BIKARS Gints

NOT DRESSED:

3 D SHCHERBOV Andrei
30 GK BILALOV Timur
55 D REPIN Vladimir
73 F SMUROV Sergei

Legend:

D	Defence	F	Forward	No.	Jersey number	Pos.	Position
+A	Assistant captain	+C	Captain				



Game Summary

RUS - LAT 7 - 1 (2 - 0 , 1 - 1 , 4 - 0)

Spectators	Referees	Linesmen
1700	HOLM Back Per Oscar Christoffe (SWE) , TSCHERRIG Michael (SUI)	HARRINGTON Mike (CAN) , YEFREMOV Vladimir (KAZ)

Team Statistics

Period	Score	SVS	SOG	PIM	TPP	PPG	SHG
1	2 : 0	7 : 12	14 : 7	6 : 2	01:09 : 04:49	0 : 0	0 : 0
2	1 : 1	6 : 11	12 : 7	6 : 2	02:07 : 03:22	0 : 1	0 : 0
3	4 : 0	10 : 17	21 : 10	6 : 8	04:51 : 04:04	2 : 0	1 : 0
Total	7 : 1	23 : 40	47 : 24	18 : 12	08:07 : 12:15	2 : 1	1 : 0

1st Period

Action	Time	ET/Res	Team	Type	No.	Name	(G)	Name of Assistant(s) / Action Description
GK	00:00		RUS		31	ANDRIUKHOV I		- Goalkeeper in
GK	00:00		LAT		20	PETKUS R		- Goalkeeper in
Goal	01:37	1 : 0	RUS	EQ	44	KUDINOV R	(1)	24 SIROTKIN N On Ice RUS 31 13 15 24 26 44 LAT 20 4 5 8 17 18
Goal	04:46	2 : 0	RUS	EQ	19	ALEKSEEV A	(2)	7 KOZLOVSKIY Y On Ice RUS 31 7 19 52 77 87 LAT 20 7 11 12 15 22
Penalty	06:40	08:40	RUS	2 min.	24	SIROTKIN N		- Interference
Penalty	11:30	13:30	RUS	2 min.	13	ZABORNIKOV S		- Holding an opponent
Penalty	12:19	14:19	RUS	2 min.	7	KOZLOVSKIY Y		- Hooking
Penalty	18:51	20:51	LAT	2 min.	13	FREIJS V		- Slashing

2nd Period

Action	Time	ET/Res	Team	Type	No.	Name	(G)	Name of Assistant(s) / Action Description
Penalty	24:02	26:02	RUS	2 min.	98	TATALIN R		- Hooking
Penalty	25:18	27:18	LAT	2 min.	6	APLOKS O		- Holding an opponent
Penalty	28:30	28:36	RUS	2 min.	57	EROFEEV A		- Slashing
Goal	28:36	2 : 1	LAT	PP1	6	APLOKS O	(2)	14 SISLANNIKOV S O On Ice RUS 31 13 19 77 87 LAT 20 6 13 14 16 24 *
Penalty	28:36	30:36	RUS	2 min.	13	ZABORNIKOV S		- Hooking
Goal	31:33	3 : 1	RUS	EQ	24	SIROTKIN N	(2)	15 IVANOV I On Ice RUS 31 15 21 24 26 77 21 ORLOV M LAT 20 9 10 11 21 23

3rd Period

Action	Time	ET/Res	Team	Type	No.	Name	(G)	Name of Assistant(s) / Action Description
Penalty	41:17	43:05	LAT	2 min.	24	MAKAROV S I		- Holding an opponent
Goal	43:05	4 : 1	RUS	PP1	24	SIROTKIN N	(3)	44 KUDINOV R On Ice RUS 31 15 24 26 44 77 15 IVANOV I LAT 20 4 5 8 18 *
Goal	43:54	5 : 1	RUS	EQ	52	OSIPOV A	(2)	47 KIRILLOV D On Ice RUS 31 19 21 45 47 52 13 ZABORNIKOV S LAT 20 12 15 16 19 21
Time-out	43:54		LAT					
GK	43:54		LAT		25	BIKARS I		- Goalkeeper in 20 PETKUS R - Goalkeeper out
Penalty	44:28	46:28	RUS	2 min.	21	ORLOV M		- Interference
Penalty	46:00	48:00	RUS	2 min.	98	TATALIN R		- Cross-Checking
Penalty	46:32	48:32	LAT	2 min.	14	SISLANNIKOV S O		- Hooking
Penalty	53:02		LAT	PS	24	MAKAROV S I		- Hooking
PS.miss	53:02		RUS	PS	24	SIROTKIN N	(3)	
Penalty	53:37	55:37	LAT	2 min.	19	ZOLMANIS S		- Hooking
Penalty	56:03	58:03	RUS	2 min.	21	ORLOV M		- Holding an opponent
Goal	57:41	6 : 1	RUS	SH1	87	TARASOV A	(2)	19 ALEKSEEV A On Ice RUS 31 13 19 87 98 LAT 25 12 15 18 19 22
Penalty	58:45	59:16	LAT	2 min.	16	APSITIS K		- Delaying the Game
Goal	59:16	7 : 1	RUS	PP1	26	ILIN D	(2)	15 IVANOV I On Ice RUS 31 13 15 24 26 47 13 ZABORNIKOV S LAT 25 7 11 19 23 *



Action	Time	ET/Res	Team	Type	No.	Name	(G)	Name of Assistant(s) / Action Description
GK	60:00		RUS					31 ANDRIUKHOV I - Goalkeeper out
GK	60:00		LAT					25 BIKARS I - Goalkeeper out

Goalkeeper Records

Team : RUS - Russian Federation

Team : LAT - Latvia

No.	Name	SOG	SVS	MIP	No.	Name	SOG	SVS	MIP
31	ANDRIUKHOV Iliia	24	23	60:00	20	PETKUS Reinis	31	26	43:54
1	SAMONOV Alexander				25	BIKARS Ints	16	14	16:06

Game Statistics

Team : RUS (white)

Head Coach : KHROMYKH Vladislav

No.	Pos.	Name								Shots on Goal					TS	+/-
			G	A	P	PIM	FO+	FO-	FO+/-	FO%	1	2	3	OT		
21	D	ORLOV Mikhail	0	1	1	4	0	0	0	0.00	1	2	1		4	+2
26	F	ILIN Daniil	1	0	1	0	13	13	0	50.00	1	0	3		4	+2
47	F	KIRILLOV Dmitrii +C	0	1	1	0	3	0	3	100.00	0	0	1		1	+1
93	F	SHUTOV Vadim	0	0	0	0	0	0	0	0.00	1	1	0		2	0
98	D	TATALIN Roman	0	0	0	4	0	0	0	0.00	1	0	0		1	+1
7	D	KOZLOVSKIY Yury +A	0	1	1	2	0	0	0	0.00	2	0	0		2	+1
45	F	EFREMOV Vladislav	0	0	0	0	10	6	4	62.50	0	1	2		3	+1
57	F	EROFEEV Andrei	0	0	0	2	0	1	-1	0.00	1	0	0		1	0
63	F	PILIPENKO Kirill	0	0	0	0	0	0	0	0.00	0	0	1		1	0
77	D	KUDRIASHOV Maksim	0	0	0	0	0	0	0	0.00	0	1	0		1	+2
13	D	ZABORNIKOV Stanislav +A	0	2	2	4	0	0	0	0.00	1	2	1		4	+2
15	F	IVANOV Ivan	0	3	3	0	0	0	0	0.00	1	0	2		3	+2
24	F	SIROTKIN Nikita	2	1	3	2	0	0	0	0.00	0	2	4		6	+2
44	D	KUDINOV Roman	1	1	2	0	0	0	0	0.00	1	3	1		5	+1
19	F	ALEKSEEV Andrei	1	1	2	0	0	1	-1	0.00	3	0	2		5	+3
52	F	OSIPOV Artem	1	0	1	0	0	0	0	0.00	1	0	2		3	+2
87	F	TARASOV Aleksandr	1	0	1	0	16	8	8	66.67	0	0	1		1	+2
1	GK	SAMONOV Alexander	0	0	0	0					0	0	0		0	
31	GK	ANDRIUKHOV Iliia	0	0	0	0					0	0	0		0	
Total			7	11	18	18	42	29	13	59.15	14	12	21		47	

Team : LAT (red)

Head Coach : BIKARS Gints

No.	Pos.	Name								Shots on Goal					TS	+/-
			G	A	P	PIM	FO+	FO-	FO+/-	FO%	1	2	3	OT		
7	D	JANSONS Eduards Hugo	0	0	0	0	0	0	0	0.00	0	0	0		0	-1
12	F	ZIEMINS Juris	0	0	0	0	0	0	0	0.00	1	0	0		1	-3
15	F	DILEVKA Maris +A	0	0	0	0	1	0	1	100.00	1	0	0		1	-3
19	F	ZOLMANIS Sandis	0	0	0	2	3	9	-6	25.00	1	0	0		1	-2
22	D	MEZULIS Martins	0	0	0	0	0	0	0	0.00	1	0	0		1	-2
6	F	APLOKS Olafs	1	0	1	2	10	9	1	52.63	0	1	0		1	0
13	F	FREIJS Valters	0	0	0	2	0	0	0	0.00	1	1	0		2	0
14	F	SISLANNIKOV Olegs	0	1	1	2	0	0	0	0.00	0	0	1		1	0
16	D	APSITIS Kristis +A	0	0	0	2	0	0	0	0.00	0	0	1		1	-1
24	D	MAKAROV Ilya	0	0	0	2	0	0	0	0.00	0	2	3		5	0
4	D	ROSINSKIS Rinalds	0	0	0	0	0	0	0	0.00	1	0	0		1	-1
5	D	BULLITIS Janis +C	0	0	0	0	0	0	0	0.00	1	1	0		2	-1
8	F	MILLERS Kristaps	0	0	0	0	7	9	-2	43.75	0	0	0		0	-1
17	F	OGORODNIKOV Artjoms	0	0	0	0	1	0	1	100.00	0	1	0		1	-1
18	F	GRINBERGS Sandis	0	0	0	0	0	2	-2	0.00	0	0	1		1	-2
9	F	KALVANS Davids	0	0	0	0	0	0	0	0.00	0	0	0		0	-1
10	D	KAMOLINS Edgars	0	0	0	0	0	0	0	0.00	0	0	0		0	-1
11	F	NEKLUDOV Romans	0	0	0	0	7	13	-6	35.00	0	0	1		1	-2



Head Coach : BIKARS Gints

No.	Pos.	Name	G	A	P	PIM	FO+	FO-	FO+/-	FO%	Shots on Goal				+/-	
											1	2	3	OT		TS
21	D	MINAJEVS Vjaceslavs	0	0	0	0	0	0	0	0.00	0	0	3		3	-2
23	F	TAURINS Toms	0	0	0	0	0	0	0	0.00	0	1	0		1	-1
20	GK	PETKUS Reinis	0	0	0	0					0	0	0		0	
25	GK	BIKARS Ints	0	0	0	0					0	0	0		0	
Total			1	1	2	12	29	42	-13	40.85	7	7	10		24	

Group C

R	Team	GP	W	OTW	OTL	L	GDF	GF : GA	PTS
1	RUS	2	2	0	0	0	+20	21 : 1	6
2	JPN	2	1	0	1	0	+2	8 : 6	4
3	LAT	2	0	1	0	1	-5	5 : 10	2
4	KOR	2	0	0	0	2	-17	2 : 19	0

	JPN	KOR	LAT	RUS
JPN	*****	5:2	3:4	FRI 03 FEB 16:00
KOR	2:5	*****	THU 02 FEB 16:00	0:14
LAT	4:3	THU 02 FEB 16:00	*****	1:7
RUS	FRI 03 FEB 16:00	14:0	7:1	*****

Legend:

(G) Goals in tournament	* does not count for Plus/minus	+/- Plus/minus net	+A Assistant captain
+C Captain	A Assists	D Defence	EQ Equal strength
ET/Res Penalty end time/Result of game	F Forward	FO- Face-offs lost	FO% Face-offs won as percentage
FO+ Face-offs won	FO+/- Face-offs net	G Goals	GA Goals against
GDF Goal difference	GF Goals for	GK Goalkeeper	GP Games played
L Losses	MIP Minutes in play (GK)	No. Jersey number	OT Overtime
OTL Overtime losses	OTW Overtime wins	P Points	PIM Penalties in minutes
Pos. Position	PP1 Power play - 1 player	PPG Power play goals	PS Penalty shot
PTS Points	R Rank	SH1 Shorthanded - 1 player	SHG Shorthanded goals
SOG Shots on goal	SVS Saves	TPP Time on power play	TS Total shots
W Wins			



Line-Ups

LAT - KOR

Referees

MARTIN Lucas Wilcox (USA) , SNASEL Vladimir (SVK)

Linesmen

HARRINGTON Mike (CAN) , VILIUGIN Nikita (RUS)

Goalkeepers

Team: LAT

No. Name

20 PETKUS Reinis
25 BIKARS Ints

Team Line-ups

Team: LAT (red)

No. Pos. Name

16	D	APSITIS Kristis +A
24	D	MAKAROV S Ilja
6	F	APLOKS Olafs
13	F	FREIJS Valters
14	F	SISLANNIKOV S Olegs
21	D	MINAJEV S Vjaceslavs
22	D	MEZULIS Martins
12	F	ZIEMINS Juris
15	F	DILEVKA Maris +A
19	F	ZOLMANIS Sandis
4	D	ROSINSKIS Rinalds
5	D	BULLITIS Janis +C
8	F	MILLERS Kristaps
17	F	OGORODNIKOV S Artjoms
18	F	GRINBERG S Sandis
7	D	JANSON S Eduards Hugo
10	D	KAMOLIN S Edgars
9	F	KALVAN S Davids
11	F	NEKLUDOV S Romans
23	F	TAURIN S Toms

Head Coach: BIKARS Gints

Team: KOR

No. Name

25 LEE Hanback
20 LEE Changhun

Team: KOR (white)

No. Pos. Name

6	D	KIM Youngjun
2	F	SONG Hyeongcheol
7	F	SON Taekwang
11	F	HWANG Doo Hyun +C
22	F	KIM Dohyung
15	D	JUNG Jonghyun
23	D	OH Gi Ryun
8	F	LEE Kangsoo +A
17	F	KIM Sangwon
19	F	CHANG Yongwon
14	D	MUN Juyoung
21	D	OH Min Suk
9	F	CHOI Youngil +A
12	F	LEE Seung Jun
24	F	KIM Younghoon
10	D	LEE Dohyung
13	F	LEE Hanmo
18	F	CHOI Doyeon

Head Coach: KIM HEE WOO

Legend:

D	Defence	F	Forward	No.	Jersey number	Pos.	Position
+A	Assistant captain	+C	Captain				



Game Summary

LAT - KOR 6 - 2 (4 - 0 , 1 - 2 , 1 - 0)

Spectators	Referees	Linesmen
1940	MARTIN Lucas Wilcox (USA) , SNASEL Vladimir (SVK)	HARRINGTON Mike (CAN) , VILIUGIN Nikita (RUS)

Team Statistics

Period	Score	SVS	SOG	PIM	TPP	PPG	SHG
1	4 : 0	4 : 11	15 : 4	2 : 6	03:29 : 02:00	2 : 0	0 : 0
2	1 : 2	5 : 15	16 : 7	4 : 2	01:43 : 02:20	0 : 1	0 : 0
3	1 : 0	5 : 14	15 : 5	8 : 2	04:00 : 05:11	0 : 0	0 : 0
Total	6 : 2	14 : 40	46 : 16	14 : 10	09:12 : 09:31	2 : 1	0 : 0

1st Period

Action	Time	ET/Res	Team	Type	No.	Name	(G)	Name of Assistant(s) / Action Description
GK	00:00		LAT		20	PETKUS R		- Goalkeeper in
GK	00:00		KOR		25	LEE H		- Goalkeeper in
Penalty	04:39	05:58	KOR	2 min.	7	SON T		- Hooking
Goal	05:58	1 : 0	LAT	PP1	12	ZIEMINS J	(1)	19 ZOLMANIS S On Ice LAT 20 12 15 19 21 22 * KOR 25 2 6 9 12
Goal	10:49	2 : 0	LAT	EQ	4	ROSINSKIS R	(1)	17 OGORODNIKOVS A On Ice LAT 20 4 5 8 17 18 18 GRINBERGS S KOR 25 2 6 10 13 18
Penalty	11:35	13:35	LAT	2 min.	7	JANSONS EH		- Cross-Checking
Goal	14:32	3 : 0	LAT	EQ	14	SISLANNIKOV S O	(1)	6 APLOKS O On Ice LAT 20 6 13 14 16 24 KOR 25 9 12 14 18 21
Penalty	16:55	18:48	KOR	2 min.	11	HWANG DH		- Tripping
Goal	18:48	4 : 0	LAT	PP1	12	ZIEMINS J	(2)	21 MINAJEV S V On Ice LAT 20 12 15 19 21 22 * 19 ZOLMANIS S KOR 25 9 14 21 24
Penalty	19:43	21:43	KOR	2 min.	17	KIM S		- Tripping

2nd Period

Action	Time	ET/Res	Team	Type	No.	Name	(G)	Name of Assistant(s) / Action Description
GK	20:00		KOR		20	LEE C		- Goalkeeper in
Goal	26:11	4 : 1	KOR	EQ	24	KIM Y	(1)	9 CHOI Y On Ice LAT 20 5 9 10 11 23 2 SONG H KOR 20 9 15 18 23 24
Goal	28:15	5 : 1	LAT	EQ	14	SISLANNIKOV S O	(2)	6 APLOKS O On Ice LAT 20 6 13 14 16 24 KOR 20 2 6 8 17 19
Penalty	33:02	35:02	LAT	2 min.	8	MILLERS K		- Slashing
Penalty	35:12	35:32	LAT	2 min.	6	APLOKS O		- Tripping
Goal	35:32	5 : 2	KOR	PP1	11	HWANG DH	(1)	7 SON T On Ice LAT 20 12 13 21 22 * 22 KIM D KOR 20 2 6 7 11 22
Penalty	40:00	42:00	KOR	2 min.	9	CHOI Y		- High Sticking

3rd Period

Action	Time	ET/Res	Team	Type	No.	Name	(G)	Name of Assistant(s) / Action Description
Penalty	44:06	46:06	LAT	2 min.	11	NEKLUDOV S R		- Elbowing
Penalty	44:57	46:57	LAT	2 min.	8	MILLERS K		- Tripping
Penalty	48:48	50:48	LAT	2 min.	4	ROSINSKIS R		- Holding the Stick
Goal	52:08	6 : 2	LAT	EQ	5	BULLITIS J	(1)	4 ROSINSKIS R On Ice LAT 20 4 5 8 17 18 8 MILLERS K KOR 20 2 6 10 13 18
Penalty	55:48	57:48	KOR	2 min.	14	MUN J		- Hooking
Penalty	59:40	60:00	LAT	2 min.	11	NEKLUDOV S R		- Holding the Stick
GK	60:00		LAT					20 PETKUS R - Goalkeeper out
GK	60:00		KOR					20 LEE C - Goalkeeper out



Goalkeeper Records

Team : LAT - Latvia

Team : KOR - Republic of Korea

No.	Name	SOG	SVS	MIP
20	PETKUS Reinis	16	14	60:00
25	BIKARS Ints			

No.	Name	SOG	SVS	MIP
20	LEE Changhun	31	29	40:00
25	LEE Hanback	15	11	20:00

Game Statistics

Team : LAT (red)

Head Coach : BIKARS Gints

No.	Pos.	Name	G	A	P	PIM	FO+	FO-	FO+/-	FO%	Shots on Goal				TS	+/-
											1	2	3	OT		
6	F	APLOKS Olafs	0	2	2	2	8	10	-2	44.44	1	0	1		2	+2
13	F	FREIJS Valters	0	0	0	0	1	0	1	100.00	1	1	0		2	+2
14	F	SISLANNIKOV S Olegs	2	0	2	0	1	2	-1	33.33	1	2	1		4	+2
16	D	APSITIS Kristis +A	0	0	0	0	0	0	0	0.00	2	1	2		5	+2
24	D	MAKAROV S Ilja	0	0	0	0	0	0	0	0.00	1	1	1		3	+2
12	F	ZIEMINS Juris	2	0	2	0	0	0	0	0.00	2	0	0		2	0
15	F	DILEVKA Maris +A	0	0	0	0	0	0	0	0.00	0	1	1		2	0
19	F	ZOLMANIS Sandis	0	2	2	0	9	1	8	90.00	1	1	0		2	0
21	D	MINAJEV S Vjaceslavs	0	1	1	0	0	0	0	0.00	1	1	2		4	0
22	D	MEZULIS Martins	0	0	0	0	0	0	0	0.00	0	1	2		3	0
4	D	ROSINSKIS Rinalds	1	1	2	2	0	0	0	0.00	1	1	0		2	+2
5	D	BULLITIS Janis +C	1	0	1	0	0	0	0	0.00	0	3	1		4	+1
8	F	MILLERS Kristaps	0	1	1	4	14	3	11	82.35	1	0	1		2	+2
17	F	OGORODNIKOV S Artjoms	0	1	1	0	0	0	0	0.00	0	0	1		1	+2
18	F	GRINBERG S Sandis	0	1	1	0	2	0	2	100.00	1	3	1		5	+2
7	D	JANSON S Eduards Hugo	0	0	0	2	0	0	0	0.00	0	0	0		0	0
9	F	KALVANS Davids	0	0	0	0	0	0	0	0.00	1	0	0		1	-1
10	D	KAMOLIN S Edgars	0	0	0	0	0	0	0	0.00	1	0	0		1	-1
11	F	NEKLUDOV S Romans	0	0	0	4	7	6	1	53.85	0	0	1		1	-1
23	F	TAURIN S Toms	0	0	0	0	0	1	-1	0.00	0	0	0		0	-1
20	GK	PETKUS Reinis	0	0	0	0					0	0	0		0	
25	GK	BIKARS Ints	0	0	0	0					0	0	0		0	
Total			6	9	15	14	42	23	19	64.62	15	16	15		46	

Team : KOR (white)

Head Coach : KIM HEE WOO

No.	Pos.	Name	G	A	P	PIM	FO+	FO-	FO+/-	FO%	Shots on Goal				TS	+/-
											1	2	3	OT		
2	F	SONG Hyeongcheol	0	1	1	0	0	0	0	0.00	0	2	0		2	-3
6	D	KIM Youngjun	0	0	0	0	0	0	0	0.00	0	0	2		2	-3
7	F	SON Taekwang	0	1	1	2	1	2	-1	33.33	0	2	0		2	0
11	F	HWANG Doo Hyun +C	1	0	1	2	11	11	0	50.00	1	1	1		3	0
22	F	KIM Dohyung	0	1	1	0	0	0	0	0.00	0	0	1		1	0
8	F	LEE Kangsoo +A	0	0	0	0	6	4	2	60.00	0	0	0		0	-1
15	D	JUNG Jonghyun	0	0	0	0	0	0	0	0.00	2	0	0		2	+1
17	F	KIM Sangwon	0	0	0	2	0	0	0	0.00	0	0	1		1	-1
19	F	CHANG Yongwon	0	0	0	0	2	6	-4	25.00	0	0	0		0	-1
23	D	OH Gi Ryun	0	0	0	0	0	0	0	0.00	0	0	0		0	+1
9	F	CHOI Youngil +A	0	1	1	2	0	11	-11	0.00	0	1	0		1	0
12	F	LEE Seung Jun	0	0	0	0	1	0	1	100.00	0	0	0		0	-1
14	D	MUN Juyoung	0	0	0	2	0	0	0	0.00	0	0	0		0	-1
21	D	OH Min Suk	0	0	0	0	0	0	0	0.00	0	0	0		0	-1
24	F	KIM Younghoon	1	0	1	0	0	0	0	0.00	0	1	0		1	+1
10	D	LEE Dohyung	0	0	0	0	2	7	-5	22.22	0	0	0		0	-2
13	F	LEE Hanmo	0	0	0	0	0	1	-1	0.00	0	0	0		0	-2
18	F	CHOI Doyeon	0	0	0	0	0	0	0	0.00	1	0	0		1	-2
20	GK	LEE Changhun	0	0	0	0					0	0	0		0	
25	GK	LEE Hanback	0	0	0	0					0	0	0		0	



Head Coach : KIM HEE WOO

No.	Pos.	Name	G	A	P	PIM	FO+	FO-	FO+/-	FO%	Shots on Goal				
											1	2	3	OT	TS
Total			2	4	6	10	23	42	-19	35.38	4	7	5	16	

Group C

R	Team	GP	W	OTW	OTL	L	GDF	GF : GA	PTS
1	RUS	2	2	0	0	0	+20	21 : 1	6
2	LAT	3	1	1	0	1	-1	11 : 12	5
3	JPN	2	1	0	1	0	+2	8 : 6	4
4	KOR	3	0	0	0	3	-21	4 : 25	0

	JPN	KOR	LAT	RUS
JPN	*****	5:2	3:4	FRI 03 FEB 16:00
KOR	2:5	*****	2:6	0:14
LAT	4:3	6:2	*****	1:7
RUS	FRI 03 FEB 16:00	14:0	7:1	*****

Legend:			
(G)	Goals in tournament	*	does not count for Plus/minus
+C	Captain	A	Assists
ET/Res	Penalty end time/Result of game	F	Forward
FO+	Face-offs won	FO+/-	Face-offs net
GDF	Goal difference	GF	Goals for
L	Losses	MIP	Minutes in play (GK)
OTL	Overtime losses	OTW	Overtime wins
Pos.	Position	PP1	Power play - 1 player
R	Rank	SHG	Shorthanded goals
TPP	Time on power play	TS	Total shots
		+/-	Plus/minus net
		D	Defence
		FO-	Face-offs lost
		G	Goals
		GK	Goalkeeper
		No.	Jersey number
		P	Points
		PPG	Power play goals
		SOG	Shots on goal
		W	Wins
		+A	Assistant captain
		EQ	Equal strength
		FO%	Face-offs won as percentage
		GA	Goals against
		GP	Games played
		OT	Overtime
		PIM	Penalties in minutes
		PTS	Points
		SVS	Saves





Line-Ups

RUS - JPN

Referees

FICHTNER Patrick (AUT) , HOGARTH Stefan (GBR)

Linesmen

CHOI Sukbae (KOR) , ZIKA Michal (CZE)

Goalkeepers

Team: RUS

No. Name

31 ANDRIUKHOV Ilia
1 SAMONOV Alexander

Team Line-ups

Team: RUS (red)

No. Pos. Name

13	D	ZABORNIKOV Stanislav +A
19	F	ALEKSEEV Andrei
47	F	KIRILLOV Dmitrii +C
87	F	TARASOV Aleksandr
93	F	SHUTOV Vadim
21	D	ORLOV Mikhail
98	D	TATALIN Roman
45	F	EFREMOV Vladislav
57	F	EROFEEV Andrei
63	F	PILIPENKO Kirill
44	D	KUDINOV Roman
77	D	KUDRIASHOV Maksim
15	F	IVANOV Ivan +A
24	F	SIROTKIN Nikita
26	F	ILIN Daniil
52	F	OSIPOV Artem

Head Coach: KHROMYKH Vladislav

NOT DRESSED:

3 D SHCHERBOV Andrei
7 D KOZLOVSKIY Yury
30 GK BILALOV Timur
55 D REPIN Vladimir
73 F SMUROV Sergei

Team: JPN

No. Name

1 FURUKAWA Shun
20 KANEKO Shotaro

Team: JPN (white)

No. Pos. Name

3	D	MATSUKANE Kenta +A
6	D	WATANABE Akihide
11	F	HITOSATO Shigeki +C
12	F	KATSURAGAWA Ryo
16	F	DEGUCHI Keita
2	D	KATO Shinnosuke
4	D	MATSUI Hiroshi
10	F	KAWAMURA Kazuki
13	F	MATSUMOTO Kodai
14	F	SUZUKI Kento
5	D	OHBA Dai
8	D	KAWAGUCHI Shunya
17	F	FURUKAWA Seiya
23	F	INUJ Junya
24	F	ABE Kai
9	D	SATO Souta
22	D	TANAKA Kentaro +A
15	F	KOIZUMI Tomonari
18	F	MATSUMOTO Rikiya
19	F	SHIBATA Tsuguto

Head Coach: YAMAGUCHI Kazuyoshi

NOT DRESSED:

25 GK NUMATA Tomoya

Legend:

D	Defence	F	Forward	No.	Jersey number	Pos.	Position
+A	Assistant captain	+C	Captain				



Game Summary

RUS - JPN 14 - 0 (5 - 0, 1 - 0, 8 - 0)

Spectators	Referees	Linesmen
2800	FICHTNER Patrick (AUT) , HOGARTH Stefan (GBR)	CHOI Sukbae (KOR) , ZIKA Michal (CZE)

Team Statistics

Period	Score	SVS	SOG	PIM	TPP	PPG	SHG
1	5 : 0	0 : 10	15 : 0	0 : 4	02:26 : 00:00	1 : 0	0 : 0
2	1 : 0	6 : 17	18 : 6	8 : 8	04:40 : 04:29	1 : 0	0 : 0
3	8 : 0	2 : 13	21 : 2	2 : 4	03:43 : 02:00	1 : 0	1 : 0
Total	14 : 0	8 : 40	54 : 8	10 : 16	10:49 : 06:29	3 : 0	1 : 0

1st Period

Action	Time	ET/Res	Team	Type	No.	Name	(G)	Name of Assistant(s) / Action Description
GK	00:00		RUS		31	ANDRIUKHOV I		- Goalkeeper in
GK	00:00		JPN		1	FURUKAWA S		- Goalkeeper in
Goal	02:39	1 : 0	RUS	EQ	15	IVANOV I	(1)	On Ice RUS 31 15 24 26 44 77 JPN 1 2 8 17 23 24
Goal	03:31	2 : 0	RUS	EQ	93	SHUTOV V	(2)	21 ORLOV M 45 EFREMOV V On Ice RUS 31 21 45 63 93 98 JPN 1 2 4 11 12 22
Penalty	13:23	13:49	JPN	2 min.	11	HITOSATO S		- Cross-Checking
Goal	13:49	3 : 0	RUS	PP1	19	ALEKSEEV A	(3)	87 TARASOV A On Ice RUS 31 13 19 47 87 93 JPN 1 3 6 10 13 *
Goal	15:49	4 : 0	RUS	EQ	47	KIRILLOV D	(3)	19 ALEKSEEV A 13 ZABORNIKOV S On Ice RUS 31 13 19 47 87 93 JPN 1 2 9 17 23 24
Penalty	16:18	18:18	JPN	2 min.	19	SHIBATA T		- Kneeing
Goal	19:37	5 : 0	RUS	EQ	15	IVANOV I	(2)	77 KUDRIASHOV M On Ice RUS 31 15 24 26 44 77 JPN 1 3 8 11 12 16

2nd Period

Action	Time	ET/Res	Team	Type	No.	Name	(G)	Name of Assistant(s) / Action Description
GK	20:00		JPN		20	KANEKO S		- Goalkeeper in 1 FURUKAWA S - Goalkeeper out
Penalty	22:23	23:16	JPN	2 min.	14	SUZUKI K		- High Sticking
Penalty	23:03	25:03	JPN	2 min.	10	KAWAMURA K		- Hooking
Goal	23:16	6 : 0	RUS	PP2	21	ORLOV M	(2)	45 EFREMOV V 63 PILIPENKO K On Ice RUS 31 21 45 57 63 98 JPN 20 3 6 13 *
Penalty	30:33	32:33	JPN	2 min.	6	WATANABE A		- Holding an opponent
Penalty	33:42	35:42	RUS	2 min.	13	ZABORNIKOV S		- Holding an opponent
Penalty	34:41	36:41	JPN	2 min.	4	MATSUI H		- Hooking
Penalty	34:47	36:47	RUS	2 min.	63	PILIPENKO K		- Interference
Penalty	37:07	39:07	RUS	2 min.	93	SHUTOV V		- Holding the Stick
Penalty	37:36	39:36	RUS	2 min.	21	ORLOV M		- Hooking

3rd Period

Action	Time	ET/Res	Team	Type	No.	Name	(G)	Name of Assistant(s) / Action Description
GK	40:00		RUS		1	SAMONOV A		- Goalkeeper in 31 ANDRIUKHOV I - Goalkeeper out
Penalty	42:21	44:21	RUS	2 min.	47	KIRILLOV D		- Interference
Goal	43:45	7 : 0	RUS	SH1	98	TATALIN R	(1)	45 EFREMOV V On Ice RUS 1 21 45 63 98 JPN 20 2 4 10 13 14
Goal	50:19	8 : 0	RUS	EQ	98	TATALIN R	(2)	On Ice RUS 1 15 21 24 26 98 JPN 20 3 6 22 23 24
Goal	50:58	9 : 0	RUS	EQ	19	ALEKSEEV A	(4)	13 ZABORNIKOV S On Ice RUS 1 13 19 47 87 93 JPN 20 3 6 11 17 19
Goal	51:11	10 : 0	RUS	EQ	21	ORLOV M	(3)	98 TATALIN R 45 EFREMOV V On Ice RUS 1 21 45 57 63 98 JPN 20 2 4 11 15 16
Time-out	51:11		JPN					
Penalty	53:36	55:36	JPN	2 min.	10	KAWAMURA K		- Slashing



Action	Time	ET/Res	Team	Type	No.	Name	(G)	Name of Assistant(s) / Action Description
Goal	56:24	11 : 0	RUS	EQ	19	ALEKSEEV A	(5)	93 SHUTOV V On Ice RUS 1 13 19 47 87 93 47 KIRILLOV D JPN 20 2 4 11 12 16
Penalty	57:27	59:10	JPN	2 min.	24	ABE K		- Hooking
Goal	59:10	12 : 0	RUS	PP1	93	SHUTOV V	(3)	19 ALEKSEEV A On Ice RUS 1 13 19 47 87 93 87 TARASOV A JPN 20 3 6 13 19 *
Goal	59:31	13 : 0	RUS	EQ	57	EROFEEV A	(2)	21 ORLOV M On Ice RUS 1 21 45 57 63 98 JPN 20 2 4 10 14 15
Goal	59:53	14 : 0	RUS	EQ	24	SIROTKIN N	(4)	On Ice RUS 1 15 24 26 44 77 JPN 20 5 8 17 22 23
GK	60:00		RUS					1 SAMONOV A - Goalkeeper out
GK	60:00		JPN					20 KANEKO S - Goalkeeper out

Goalkeeper Records

Team : RUS - Russian Federation

Team : JPN - Japan

No.	Name	SOG	SVS	MIP	No.	Name	SOG	SVS	MIP
31	ANDRIUKHOV Iliia	6	6	40:00	20	KANEKO Shotaro	39	30	40:00
1	SAMONOV Alexander	2	2	20:00	1	FURUKAWA Shun	15	10	20:00

Game Statistics

Team : RUS (red)

Head Coach : KHROMYKH Vladislav

No. Pos.	Name	G	A	P	PIM	FO+	FO-	FO+/-	FO%	Shots on Goal					+/-
										1	2	3	OT	TS	
13 D	ZABORNIKOV Stanislav +A	0	2	2	2	0	0	0	0.00	1	1	0		2	+3
19 F	ALEKSEEV Andrei	3	2	5	0	0	0	0	0.00	1	1	3		5	+3
47 F	KIRILLOV Dmitrii +C	1	1	2	2	0	0	0	0.00	1	1	2		4	+3
87 F	TARASOV Aleksandr	0	2	2	0	11	11	0	50.00	0	2	1		3	+3
93 F	SHUTOV Vadim	2	1	3	2	1	1	0	50.00	1	1	3		5	+4
21 D	ORLOV Mikhail	2	2	4	2	0	0	0	0.00	1	2	3		6	+5
45 F	EFREMOV Vladislav	0	4	4	0	11	5	6	68.75	0	0	2		2	+4
57 F	EROFEEV Andrei	1	0	1	0	0	1	-1	0.00	1	2	2		5	+2
63 F	PILIPENKO Kirill	0	1	1	2	1	0	1	100.00	0	3	0		3	+4
98 D	TATALIN Roman	2	1	3	0	0	0	0	0.00	0	1	2		3	+5
15 F	IVANOV Ivan +A	2	0	2	0	0	2	-2	0.00	5	1	2		8	+4
24 F	SIROTKIN Nikita	1	0	1	0	0	0	0	0.00	3	1	1		5	+4
26 F	ILIN Daniil	0	0	0	0	11	1	10	91.67	0	0	0		0	+4
44 D	KUDINOV Roman	0	0	0	0	0	0	0	0.00	0	1	0		1	+3
77 D	KUDRIASHOV Maksim	0	1	1	0	0	0	0	0.00	1	1	0		2	+3
52 F	OSIPOV Artem	0	0	0	0	0	0	0	0.00	0	0	0		0	0
1 GK	SAMONOV Alexander	0	0	0	0					0	0	0		0	
31 GK	ANDRIUKHOV Iliia	0	0	0	0					0	0	0		0	
Total		14	17	31	10	35	21	14	62.50	15	18	21		54	

Team : JPN (white)

Head Coach : YAMAGUCHI Kazuyoshi

No. Pos.	Name	G	A	P	PIM	FO+	FO-	FO+/-	FO%	Shots on Goal					+/-
										1	2	3	OT	TS	
3 D	MATSUKANE Kenta +A	0	0	0	0	0	0	0	0.00	0	0	0		0	-3
6 D	WATANABE Akihide	0	0	0	2	0	0	0	0.00	0	0	0		0	-2
11 F	HITOSATO Shigeki +C	0	0	0	2	1	0	1	100.00	0	0	0		0	-5
12 F	KATSURAGAWA Ryo	0	0	0	0	0	0	0	0.00	0	1	0		1	-3
16 F	DEGUCHI Keita	0	0	0	0	6	13	-7	31.58	0	0	0		0	-3
2 D	KATO Shinnosuke	0	0	0	0	0	0	0	0.00	0	0	0		0	-7
4 D	MATSUI Hiroshi	0	0	0	2	0	0	0	0.00	0	2	0		2	-5
10 F	KAWAMURA Kazuki	0	0	0	4	0	0	0	0.00	0	0	0		0	-2
13 F	MATSUMOTO Kodai	0	0	0	0	5	9	-4	35.71	0	1	0		1	-1
14 F	SUZUKI Kento	0	0	0	2	0	4	-4	0.00	0	0	1		1	-2
5 D	OHBA Dai	0	0	0	0	0	0	0	0.00	0	0	0		0	-1
8 D	KAWAGUCHI Shunya	0	0	0	0	0	0	0	0.00	0	0	0		0	-3



Head Coach : YAMAGUCHI Kazuyoshi

No.	Pos.	Name	G	A	P	PIM	FO+	FO-	FO+/-	FO%	Shots on Goal				TS	+/-
											1	2	3	OT		
17	F	FURUKAWA Seiya	0	0	0	0	0	0	0	0.00	0	0	0	0	0	-4
23	F	INUI Junya	0	0	0	0	0	0	0	0.00	0	0	0	0	0	-4
24	F	ABE Kai	0	0	0	2	3	3	0	50.00	0	1	0	1	0	-3
9	D	SATO Souta	0	0	0	0	0	0	0	0.00	0	0	0	0	0	-1
15	F	KOIZUMI Tomonari	0	0	0	0	1	2	-1	33.33	0	0	0	0	0	-2
18	F	MATSUMOTO Rikiya	0	0	0	0	0	0	0	0.00	0	0	0	0	0	0
19	F	SHIBATA Tsuguto	0	0	0	2	1	0	1	100.00	0	0	0	0	0	-1
22	D	TANAKA Kentaro +A	0	0	0	0	4	4	0	50.00	0	1	1	2	0	-3
1	GK	FURUKAWA Shun	0	0	0	0					0	0	0	0	0	
20	GK	KANEKO Shotaro	0	0	0	0					0	0	0	0	0	
Total			0	0	0	16	21	35	-14	37.50	0	6	2	8		

Group C

R	Team	GP	W	OTW	OTL	L	GDF	GF : GA	PTS
1	RUS	3	3	0	0	0	+34	35 : 1	9
2	LAT	3	1	1	0	1	-1	11 : 12	5
3	JPN	3	1	0	1	1	-12	8 : 20	4
4	KOR	3	0	0	0	3	-21	4 : 25	0

	JPN	KOR	LAT	RUS
JPN	*****	5:2	3:4	0:14
KOR	2:5	*****	2:6	0:14
LAT	4:3	6:2	*****	1:7
RUS	14:0	14:0	7:1	*****

Legend:	
(G) Goals in tournament	* does not count for Plus/minus
+C Captain	A Assists
ET/Res Penalty end time/Result of game	F Forward
FO+ Face-offs won	FO+/- Face-offs net
GDF Goal difference	GF Goals for
L Losses	MIP Minutes in play (GK)
OTL Overtime losses	OTW Overtime wins
Pos. Position	PP1 Power play - 1 player
PTS Points	R Rank
SOG Shots on goal	SVS Saves
W Wins	+/- Plus/minus net
	D Defence
	FO- Face-offs lost
	G Goals
	GK Goalkeeper
	No. Jersey number
	P Points
	PP2 Power play - 2 players
	SH1 Shorthanded - 1 player
	TPP Time on power play
	+A Assistant captain
	EQ Equal strength
	FO% Face-offs won as percentage
	GA Goals against
	GP Games played
	OT Overtime
	PIM Penalties in minutes
	PPG Power play goals
	SHG Shorthanded goals
	TS Total shots






Almaty 2017

28TH WINTER UNIVERSIADE



NORDIC COMBINED

9	Nordic Combined	1209
9.1	Table of Contents	1210
9.2	Medallists by Event	1211
9.3	Medal Standings	1212
9.4	Men's Individual Gundersen NH/10km	1213
9.4.1	Cross-Country	1214
9.4.1.1	Results	1214
9.4.1.2	Competition Analysis	1216
9.4.2	Ski Jumping	1219
9.4.2.1	Intermediate Results	1219
9.4.3	Official Training	1220
9.4.3.1	Results - Session 1	1220
9.4.3.2	Results - Session 2	1222
9.5	Men's Individual Mass Start 10km/NH	1224
9.5.1	Ski Jumping	1225
9.5.1.1	Results	1225
9.5.2	Cross-Country	1227
9.5.2.1	Results	1227
9.5.3	Official Training	1229
9.5.3.1	Results - Session 1	1229
9.6	Men's Team Gundersen NH/3x5km	1231
9.6.1	Cross-Country	1232
9.6.1.1	Results	1232
9.6.2	Ski Jumping	1234
9.6.2.1	Intermediate Results	1234
9.7	Sport Related	1235
9.7.1	Rescheduled Trial Round 1	1235
9.7.2	Rescheduled Trial Round 2	1236
9.7.3	Rescheduled First Competition Round 3	1237
9.7.4	Trial Round Cancelled 4	1238
9.7.5	Competition Round Cancelled 5	1239
9.7.6	Training Round 3 cancelled 6	1240



Medallists by Event

As of SUN 5 FEB 2017 at 16:10

After 3 OF 3 Events

Event Name	Date	Medal	Name	Country
Men's Team Gundersen NH/3x5km	SUN 5 FEB	GOLD	MARUSARZ Wojciech CIESLAR Adam SLOWIOK Pawel	POL
		SILVER	BORISOV Timofey MASTIEV Samir BARKOV Viacheslav	RUS
		BRONZE	HORIGOME Shota YAMAMOTO Go SONEHARA Go	JPN
Men's Individual Mass Start 10km/NH	FRI 3 FEB	GOLD	CIESLAR Adam	POL
		SILVER	SIMON Tobias	GER
		BRONZE	SONEHARA Go	JPN
Men's Individual Gundersen NH/10km	WED 1 FEB	GOLD	BARKOV Viacheslav	RUS
		SILVER	CIESLAR Adam	POL
		BRONZE	SLOWIOK Pawel	POL

Legend
NH Normal Hill



Almaty 2017
28TH WINTER UNIVERSIADE



Nordic Combined



Medal Standings

As of SUN 5 FEB 2017

After 3 OF 3 Events

Rank	Country	Tot				Rank by Total
		G	S	B	Tot.	
1	POL - Poland	2	1	1	4	1
2	RUS - Russian Federation	1	1		2	=2
3	GER - Germany		1		1	4
4	JPN - Japan			2	2	=2
Tot:		3	3	3	9	

Legend			
=	Equal sign indicates that two or more Countries share the same rank by total	B	Bronze
G	Gold	S	Silver
Tot.	Total		





Almaty 2017

28TH WINTER UNIVERSIADE



NORDIC COMBINED

Men's Individual Gundersen NH/10km



Official Results

Jury / Competition Management		Course Information	
FIS Technical Delegate (TD)	PELKONEN Jyri (FIN)	Name:	2.5km red
FIS Assistant TD	KOLMAKOV Aleksandr (KAZ)	Height Difference (HD):	42m
Chief of Competition	ZHUKOV Sergey (RUS)	Maximum Climb (MC):	33m
Chief of Course	DEVETYAROV Igor (KAZ)	Total Climb (TC):	348m
FISU Technical Delegate	LUSTENBERGER Karl (SUI)	Course Length:	2480m
		Number of Laps:	4

Rank	Bib	Name	Country	Ski Jumping			Cross-Country		Time Behind
				Points	Rank	Time Diff.	Time	Rank	
1	4	BARKOV Viacheslav	RUS	114.2	4	0:58	23:28.5	4	24:26.5
2	3	CIESLAR Adam	POL	114.5	3	0:56	23:31.5	5	+1.0
3	7	SLOWIOK Pawel	POL	108.8	7	1:19	23:15.3	1	+7.8
4	8	WELDE David	GER	108.3	8	1:21	23:24.3	3	+18.8
5	1	YAMAMOTO Go	JPN	128.6	1	0:00	25:10.4	14	+43.9
6	2	SIMON Tobias	GER	123.1	2	0:22	24:49.1	13	+44.6
7	10	PASICHNYK Viktor	UKR	101.2	10	1:50	23:22.1	2	+45.6
8	13	MASTIEV Samir	RUS	100.5	13	1:52	23:33.6	6	+59.1
9	6	SONEHARA Go	JPN	109.5	6	1:16	24:14.6	9	+1:04.1
10	9	ZEMAN Martin	CZE	106.4	9	1:29	24:32.4	10	+1:34.9
11	12	MARUSARZ Wojciech	POL	100.6	12	1:52	24:33.7	11	+1:59.2
12	14	HORIGOME Shota	JPN	98.5	14	2:00	24:47.4	12	+2:20.9
13	5	YAMAMOTO Kazuma	JPN	111.5	5	1:08	26:07.0	17	+2:48.5
14	19	BALANDA Ruslan	UKR	80.8	19	3:11	24:04.3	7	+2:48.8
15	21	KIPIN Maksim	RUS	76.5	21	3:28	24:06.6	8	** +3:08.1
16	11	OKS Nikita	RUS	100.8	11	1:51	26:02.2	16	+3:26.7
17	15	OVSYANNIKOV Alexandr	RUS	98.4	15	2:01	25:56.2	15	+3:30.7
18	16	RAKPAROV Chingiz	KAZ	97.3	16	2:05	26:49.0	18	+4:27.5
19	20	KOLGANOV Andrey	RUS	80.6	20	3:12	26:55.8	20	+5:41.3
20	23	GAIRBEKOV Rassul	KAZ	70.2	23	3:54	29:13.4	22	** +8:40.9
21	26	ORUSSAYEV Eldar	KAZ	33.7	26	6:20	26:49.2	19	** +8:42.7
22	25	MOROZOV Valerii	UKR	38.6	25	6:00	27:22.4	21	** +8:55.9
23	18	HEIDE Raiko	EST	83.2	18	3:02	30:31.5	24	+9:07.0
24	24	AYBEK Aly	KAZ	64.6	24	4:16	30:11.2	23	** +10:00.7
25	22	BOCHKAREV Vyacheslav	KAZ	73.5	22	3:40	31:13.2	25	** +10:26.7

Did Not Finish					
17	KRAUSE Tom	GER	89.8	17	2:35



Official Results

Weather	Snow Conditions	Temperatures [°C]		Competitors / Countries					
		Air	Snow	Entries	Ranked	DNS	DNF	DSQ	LAP
Cloudy	Soft	-2.0°C	-2.0°C	26/8	25/8	0/0	1/1	0/0	0/0


Note:
Calculation of the time difference in individual events
 The amount of time that a competitor must wait before starting is calculated by converting the number of points behind into time. Each point behind is equivalent to four seconds, 15 points behind means a competitor starts one minute later than the competitor in front of him.

Wave
 To prevent significant start time differences, the Jury can decide upon the use of the "wave start". At the end of the Cross-Country race, the actual time difference after Ski Jumping will be adjusted accordingly.

Legend

**	Wave Start	DNF	Did Not Finish	DNS	Did Not Start
DQB	Disqualified for behaviour	DSQ	Disqualified	LAP	Lapped
NH	Normal Hill				





Almaty 2017

28TH WINTER UNIVERSIADE

WED 1 FEB 2017

Start Time 15:30 / End Time 16:20

Competition Analysis

Course Information		Name: 2.5km red		Height Difference (HD): 42m		Maximum Climb (MC): 33m							
		Total Climb (TC): 348m		Course Length: 2480m		Number of Laps: 4							
Rank	Bib	Name	Country	Time Difference			Ski Jumping Points Rank		Time	TIME BEHIND		RANK	
		1.2 / 6.2			2.5 / 7.5			3.7 / 8.7		5.0 / 10.0			
		Time	Behind	Rk.	Time	Behind	Rk.	Time	Behind	Rk.	Time	Behind	Rk.
1	4	BARKOV Viacheslav	RUS	0:58			114.2 4		24:26.5	0.0		1	
Cumulative Time		4:05.9	+57.2	4	6:50.1	+49.6	4	10:01.7	+43.0	3	12:51.9	+40.1	5
Section Time		3:07.9	+12.8	11	2:44.2	+2.1	6	3:11.6	+8.7	9	2:50.2	+7.3	7
Cumulative Time		15:54.6	+22.1	3	18:47.6	+10.6	3	21:54.0	+0.1	2	24:26.5	0.0	1
Section Time		3:02.7	0.0	1	2:53.0	+3.7	11	3:06.4	+2.5	5	2:32.5	0.0	1
2	3	CIESLAR Adam	POL	0:56			114.5 3		24:27.5	+1.0		2	
Cumulative Time		4:05.5	+56.8	3	6:49.8	+49.3	3	10:02.4	+43.7	4	12:51.4	+39.6	3
Section Time		3:09.5	+14.4	13	2:44.3	+2.2	7	3:12.6	+9.7	10	2:49.0	+6.1	5
Cumulative Time		15:55.5	+23.0	4	18:48.3	+11.3	4	21:54.7	+0.8	3	24:27.5	+1.0	2
Section Time		3:04.1	+1.4	4	2:52.8	+3.5	9	3:06.4	+2.5	5	2:32.8	+0.3	2
3	7	SLOWIOK Pawel	POL	1:19			108.8 7		24:34.3	+7.8		3	
Cumulative Time		4:16.7	+1:08.0	7	7:00.7	+1:00.2	7	10:04.3	+45.6	7	12:53.1	+41.3	7
Section Time		2:57.7	+2.6	2	2:44.0	+1.9	4	3:03.6	+0.7	3	2:48.8	+5.9	4
Cumulative Time		15:56.2	+23.7	5	18:48.8	+11.8	5	21:55.3	+1.4	4	24:34.3	+7.8	3
Section Time		3:03.1	+0.4	3	2:52.6	+3.3	7	3:06.5	+2.6	7	2:39.0	+6.5	3
4	8	WELDE David	GER	1:21			108.3 8		24:45.3	+18.8		4	
Cumulative Time		4:16.1	+1:07.4	6	7:00.2	+59.7	5	10:03.1	+44.4	5	12:51.5	+39.7	4
Section Time		2:55.1	0.0	1	2:44.1	+2.0	5	3:02.9	0.0	1	2:48.4	+5.5	3
Cumulative Time		15:54.4	+21.9	2	18:47.2	+10.2	2	21:53.9	0.0	1	24:45.3	+18.8	4
Section Time		3:02.9	+0.2	2	2:52.8	+3.5	9	3:06.7	+2.8	8	2:51.4	+18.9	7
5	1	YAMAMOTO Go	JPN	0:00			128.6 1		25:10.4	+43.9		5	
Cumulative Time		3:08.7	0.0	1	6:00.5	0.0	1	9:18.7	0.0	1	12:11.8	0.0	1
Section Time		3:08.7	+13.6	12	2:51.8	+9.7	15	3:18.2	+15.3	12	2:53.1	+10.2	11
Cumulative Time		15:32.5	0.0	1	18:37.0	0.0	1	22:05.6	+11.7	5	25:10.4	+43.9	5
Section Time		3:20.7	+18.0	13	3:04.5	+15.2	15	3:28.6	+24.7	11	3:04.8	+32.3	19
6	2	SIMON Tobias	GER	0:22			123.1 2		25:11.1	+44.6		6	
Cumulative Time		3:35.3	+26.6	2	6:27.2	+26.7	2	9:50.8	+32.1	2	12:48.1	+36.3	2
Section Time		3:13.3	+18.2	16	2:51.9	+9.8	16	3:23.6	+20.7	14	2:57.3	+14.4	16
Cumulative Time		15:57.7	+25.2	7	18:50.2	+13.2	7	22:23.2	+29.3	6	25:11.1	+44.6	6
Section Time		3:09.6	+6.9	11	2:52.5	+3.2	6	3:33.0	+29.1	12	2:47.9	+15.4	6
7	10	PASICHNYK Viktor	UKR	1:50			101.2 10		25:12.1	+45.6		7	
Cumulative Time		4:53.5	+1:44.8	10	7:36.7	+1:36.2	11	10:44.2	+1:25.5	10	13:27.1	+1:15.3	9
Section Time		3:03.5	+8.4	8	2:43.2	+1.1	3	3:07.5	+4.6	5	2:42.9	0.0	1
Cumulative Time		16:31.5	+59.0	8	19:23.5	+46.5	10	22:27.4	+33.5	9	25:12.1	+45.6	7
Section Time		3:04.4	+1.7	6	2:52.0	+2.7	5	3:03.9	0.0	1	2:44.7	+12.2	4
8	13	MASTIEV Samir	RUS	1:52			100.5 13		25:25.6	+59.1		8	
Cumulative Time		4:54.2	+1:45.5	11	7:36.3	+1:35.8	10	10:43.7	+1:25.0	9	13:27.6	+1:15.8	10
Section Time		3:02.2	+7.1	6	2:42.1	0.0	1	3:07.4	+4.5	4	2:43.9	+1.0	2
Cumulative Time		16:32.1	+59.6	9	19:21.4	+44.4	8	22:26.9	+33.0	8	25:25.6	+59.1	8
Section Time		3:04.5	+1.8	8	2:49.3	0.0	1	3:05.5	+1.6	2	2:58.7	+26.2	11
9	6	SONEHARA Go	JPN	1:16			109.5 6		25:30.6	+1:04.1		9	
Cumulative Time		4:15.5	+1:06.8	5	7:00.5	+1:00.0	6	10:03.4	+44.7	6	12:52.6	+40.8	6
Section Time		2:59.5	+4.4	3	2:45.0	+2.9	9	3:02.9	0.0	1	2:49.2	+6.3	6
Cumulative Time		15:57.0	+24.5	6	18:49.6	+12.6	6	22:26.4	+32.5	7	25:30.6	+1:04.1	9
Section Time		3:04.4	+1.7	6	2:52.6	+3.3	7	3:36.8	+32.9	13	3:04.2	+31.7	17
10	9	ZEMAN Martin	CZE	1:29			106.4 9		26:01.4	+1:34.9		10	
Cumulative Time		4:29.9	+1:21.2	9	7:14.3	+1:13.8	9	10:31.2	+1:12.5	8	13:23.5	+1:11.7	8
Section Time		3:00.9	+5.8	5	2:44.4	+2.3	8	3:16.9	+14.0	11	2:52.3	+9.4	9
Cumulative Time		16:32.8	+1:00.3	10	19:22.8	+45.8	9	23:03.5	+1:09.6	10	26:01.4	+1:34.9	10
Section Time		3:09.3	+6.6	10	2:50.0	+0.7	2	3:40.7	+36.8	14	2:57.9	+25.4	10



FISU Partners

SAMURKAZ YNA
JUNIOR FEDERATION
NATIONAL WELFARE FUND
"SAMURKAZ YNA"


Coca-Cola

TECHNODOM
Doing everything with level

ВИАЖ

EMS KAZPOST

Dr.WEB®
Антивирус



Almaty 2017

28th WINTER UNIVERSIADE


WED 1 FEB 2017

Start Time 15:30 / End Time 16:20

Competition Analysis

Rank	Bib	Name	Country	Time Difference			Ski Jumping Points Rank			Time	TIME BEHIND			RANK	
				1.2 / 6.2			2.5 / 7.5				3.7 / 8.7				5.0 / 10.0
				Time	Behind	Rk.	Time	Behind	Rk.	Time	Behind	Rk.	Time	Behind	Rk.
11	12	MARUSARZ Wojciech	POL				1:52	100.6	12	26:25.7	+1:59.2		11		
		Cumulative Time		4:54.9	+1:46.2	12	7:37.1	+1:36.6	12	10:45.9	+1:27.2	12	13:41.4	+1:29.6	11
		Section Time		3:02.9	+7.8	7	2:42.2	+0.1	2	3:08.8	+5.9	6	2:55.5	+12.6	14
		Cumulative Time		17:04.7	+1:32.2	11	20:04.5	+1:27.5	11	23:29.0	+1:35.1	11	26:25.7	+1:59.2	11
		Section Time		3:23.3	+20.6	14	2:59.8	+10.5	13	3:24.5	+20.6	9	2:56.7	+24.2	8
12	14	HORIGOME Shota	JPN				2:00	98.5	14	26:47.4	+2:20.9		12		
		Cumulative Time		5:05.0	+1:56.3	14	7:52.1	+1:51.6	14	11:15.8	+1:57.1	14	14:07.9	+1:56.1	13
		Section Time		3:05.0	+9.9	9	2:47.1	+5.0	12	3:23.7	+20.8	15	2:52.1	+9.2	8
		Cumulative Time		17:25.6	+1:53.1	13	20:20.2	+1:43.2	12	23:45.2	+1:51.3	12	26:47.4	+2:20.9	12
		Section Time		3:17.7	+15.0	12	2:54.6	+5.3	12	3:25.0	+21.1	10	3:02.2	+29.7	14
13	5	YAMAMOTO Kazuma	JPN				1:08	111.5	5	27:15.0	+2:48.5		13		
		Cumulative Time		4:17.5	+1:08.8	8	7:09.6	+1:09.1	8	10:44.9	+1:26.2	11	13:42.1	+1:30.3	12
		Section Time		3:09.5	+14.4	13	2:52.1	+10.0	17	3:35.3	+32.4	17	2:57.2	+14.3	15
		Cumulative Time		17:19.2	+1:46.7	12	20:21.2	+1:44.2	13	24:14.6	+2:20.7	13	27:15.0	+2:48.5	13
		Section Time		3:37.1	+34.4	18	3:02.0	+12.7	14	3:53.4	+49.5	19	3:00.4	+27.9	12
14	19	BALANDA Ruslan	UKR				3:11	80.8	19	27:15.3	+2:48.8		14		
		Cumulative Time		6:36.3	+3:27.6	18	9:23.0	+3:22.5	18	12:33.3	+3:14.6	17	15:26.4	+3:14.6	17
		Section Time		3:25.3	+30.2	22	2:46.7	+4.6	10	3:10.3	+7.4	7	2:53.1	+10.2	11
		Cumulative Time		18:30.7	+2:58.2	16	21:22.4	+2:45.4	16	24:28.6	+2:34.7	14	27:15.3	+2:48.8	14
		Section Time		3:04.3	+1.6	5	2:51.7	+2.4	3	3:06.2	+2.3	4	2:46.7	+14.2	5
15	21	KIPIN Maksim	RUS				3:28	76.5	21	27:34.6	+3:08.1		15		
		Cumulative Time		6:43.8	+3:35.1	21	9:30.6	+3:30.1	19	12:40.9	+3:22.2	18	15:33.8	+3:22.0	18
		Section Time		3:15.8	+20.7	17	2:46.8	+4.7	11	3:10.3	+7.4	7	2:52.9	+10.0	10
		Cumulative Time		18:39.6	+3:07.1	17	21:31.3	+2:54.3	17	24:37.3	+2:43.4	15	27:34.6	+3:08.1	15
		Section Time		3:05.8	+3.1	9	2:51.7	+2.4	3	3:06.0	+2.1	3	2:57.3	+24.8	9
16	11	OKS Nikita	RUS				1:51	100.8	11	27:53.2	+3:26.7		16		
		Cumulative Time		5:00.5	+1:51.8	13	7:51.4	+1:50.9	13	11:14.8	+1:56.1	13	14:08.4	+1:56.6	14
		Section Time		3:09.5	+14.4	13	2:50.9	+8.8	14	3:23.4	+20.5	13	2:53.6	+10.7	13
		Cumulative Time		17:39.6	+2:07.1	14	20:54.9	+2:17.9	14	24:50.7	+2:56.8	17	27:53.2	+3:26.7	16
		Section Time		3:31.2	+28.5	15	3:15.3	+26.0	21	3:55.8	+51.9	20	3:02.5	+30.0	16
17	15	OVSYANNIKOV Alexandr	RUS				2:01	98.4	15	27:57.2	+3:30.7		17		
		Cumulative Time		5:07.5	+1:58.8	15	7:57.2	+1:56.7	15	11:25.9	+2:07.2	15	14:28.6	+2:16.8	15
		Section Time		3:06.5	+11.4	10	2:49.7	+7.6	13	3:28.7	+25.8	16	3:02.7	+19.8	17
		Cumulative Time		18:01.5	+2:29.0	15	21:09.3	+2:32.3	15	24:50.3	+2:56.4	16	27:57.2	+3:30.7	17
		Section Time		3:32.9	+30.2	17	3:07.8	+18.5	17	3:41.0	+37.1	15	3:06.9	+34.4	20
18	16	RAKPAROV Chingiz	KAZ				2:05	97.3	16	28:54.0	+4:27.5		18		
		Cumulative Time		5:26.6	+2:17.9	16	8:26.6	+2:26.1	16	12:03.7	+2:45.0	16	15:07.9	+2:56.1	16
		Section Time		3:21.6	+26.5	19	3:00.0	+17.9	19	3:37.1	+34.2	18	3:04.2	+21.3	18
		Cumulative Time		18:48.0	+3:15.5	18	21:55.8	+3:18.8	18	25:52.0	+3:58.1	18	28:54.0	+4:27.5	18
		Section Time		3:40.1	+37.4	20	3:07.8	+18.5	17	3:56.2	+52.3	21	3:02.0	+29.5	13
19	20	KOLGANOV Andrey	RUS				3:12	80.6	20	30:07.8	+5:41.3		19		
		Cumulative Time		6:39.7	+3:31.0	20	9:44.4	+3:43.9	20	13:22.7	+4:04.0	19	16:30.3	+4:18.5	19
		Section Time		3:27.7	+32.6	23	3:04.7	+22.6	22	3:38.3	+35.4	20	3:07.6	+24.7	19
		Cumulative Time		20:10.4	+4:37.9	19	23:22.1	+4:45.1	19	27:05.6	+5:11.7	19	30:07.8	+5:41.3	19
		Section Time		3:40.1	+37.4	20	3:11.7	+22.4	19	3:43.5	+39.6	17	3:02.2	+29.7	14
20	23	GAIRBEKOV Rassul	KAZ				3:54	70.2	23	33:07.4	+8:40.9		20		
		Cumulative Time		7:24.6	+4:15.9	23	10:37.7	+4:37.2	23	14:36.2	+5:17.5	23	18:03.5	+5:51.7	21
		Section Time		3:30.6	+35.5	24	3:13.1	+31.0	24	3:58.5	+55.6	23	3:27.3	+44.4	22
		Cumulative Time		22:06.9	+6:34.4	20	25:35.9	+6:58.9	20	29:46.0	+7:52.1	20	33:07.4	+8:40.9	20
		Section Time		4:03.4	+1:00.7	22	3:29.0	+39.7	22	4:10.1	+1:06.2	22	3:21.4	+48.9	22





Almaty 2017

28th WINTER UNIVERSIADE

WED 1 FEB 2017

Start Time 15:30 / End Time 16:20

Competition Analysis

Rank	Bib	Name	Country	Time Difference			Ski Jumping			Time	TIME BEHIND			RANK	
				1.2 / 6.2			2.5 / 7.5				3.7 / 8.7				5.0 / 10.0
				Time	Behind	Rk.	Time	Behind	Rk.	Time	Behind	Rk.	Time	Behind	Rk.
21	26	ORUSSAYEV Eldar	KAZ				6:20			33.7	26		33:09.2	+8:42.7	21
		Cumulative Time		9:44.1	+6:35.4	26	12:44.5	+6:44.0	26	16:21.9	+7:03.2	25	19:30.9	+7:19.1	25
		Section Time		3:24.1	+29.0	21	3:00.4	+18.3	21	3:37.4	+34.5	19	3:09.0	+26.1	20
		Cumulative Time		23:09.6	+7:37.1	25	26:21.7	+7:44.7	23	30:04.9	+8:11.0	22	33:09.2	+8:42.7	21
		Section Time		3:38.7	+36.0	19	3:12.1	+22.8	20	3:43.2	+39.3	16	3:04.3	+31.8	18
22	25	MOROZOV Valerii	UKR				6:00			38.6	25		33:22.4	+8:55.9	22
		Cumulative Time		9:23.7	+6:15.0	25	12:23.8	+6:23.3	25	16:13.6	+6:54.9	24	19:24.0	+7:12.2	24
		Section Time		3:23.7	+28.6	20	3:00.1	+18.0	20	3:49.8	+46.9	21	3:10.4	+27.5	21
		Cumulative Time		22:56.7	+7:24.2	23	26:02.6	+7:25.6	22	29:46.6	+7:52.7	21	33:22.4	+8:55.9	22
		Section Time		3:32.7	+30.0	16	3:05.9	+16.6	16	3:44.0	+40.1	18	3:35.8	+1:03.3	24
23	18	HEIDE Raiko	EST				3:02			83.2	18		33:33.5	+9:07.0	23
		Cumulative Time		6:39.2	+3:30.5	19	9:54.3	+3:53.8	21	14:16.6	+4:57.9	20	17:46.9	+5:35.1	20
		Section Time		3:37.2	+42.1	26	3:15.1	+33.0	26	4:22.3	+1:19.4	25	3:30.3	+47.4	23
		Cumulative Time		22:16.0	+6:43.5	21	25:47.6	+7:10.6	21	30:14.4	+8:20.5	23	33:33.5	+9:07.0	23
		Section Time		4:29.1	+1:26.4	23	3:31.6	+42.3	23	4:26.8	+1:22.9	24	3:19.1	+46.6	21
24	24	AYBEK Aly	KAZ				4:16			64.6	24		34:27.2	+10:00.7	24
		Cumulative Time		7:33.5	+4:24.8	24	10:39.0	+4:38.5	24	14:29.1	+5:10.4	21	18:21.0	+6:09.2	23
		Section Time		3:17.5	+22.4	18	3:05.5	+23.4	23	3:50.1	+47.2	22	3:51.9	+1:09.0	25
		Cumulative Time		22:57.9	+7:25.4	24	26:35.5	+7:58.5	24	30:53.4	+8:59.5	24	34:27.2	+10:00.7	24
		Section Time		4:36.9	+1:34.2	24	3:37.6	+48.3	24	4:17.9	+1:14.0	23	3:33.8	+1:01.3	23
25	22	BOCHKAREV Vyacheslav	KAZ				3:40			73.5	22		34:53.2	+10:26.7	25
		Cumulative Time		7:12.6	+4:03.9	22	10:27.0	+4:26.5	22	14:31.7	+5:13.0	22	18:13.0	+6:01.2	22
		Section Time		3:32.6	+37.5	25	3:14.4	+32.3	25	4:04.7	+1:01.8	24	3:41.3	+58.4	24
		Cumulative Time		22:51.9	+7:19.4	22	26:38.2	+8:01.2	25	31:08.6	+9:14.7	25	34:53.2	+10:26.7	25
		Section Time		4:38.9	+1:36.2	25	3:46.3	+57.0	25	4:30.4	+1:26.5	25	3:44.6	+1:12.1	25

Did Not Finish

Rank	Bib	Name	Country	Time	Behind	Rk.	Ski Jumping	Time	Behind	Rk.
17		KRAUSE Tom	GER	2:35			89.8	17		
		Cumulative Time		5:35.0	+2:26.3	17	8:34.1	+2:33.6	17	
		Section Time		3:00.0	+4.9	4	2:59.1	+17.0	18	
		Cumulative Time								
		Section Time								

Legend
 NH Normal Hill Rk Rank





Intermediate Result Ski Jumping

Jury / Competition Management		Judges			Hill Data / Calculation		
FIS Technical Delegate (TD)	PELKONEN Jyri (FIN)	A	RAICH Danes (CZE)	Hill Size / (95%)	106m (100.5m)		
Chief of Competition	KOLMAKOV Aleksandr (KAZ)	B	VETTORI Marion (AUT)	K-Point	95m		
FIS Assistant TD	ZHUKOV Sergey (RUS)	C	SATOH Mitsugu (JPN)	Meter Value	2.0 Points/m		
FIS Equipment Controller	FORRER Ueli (SUI)	D	KOROBOV Nikolay (KAZ)	Gate Factor	7.00 Points / m		
FISU Technical Delegate	LUSTENBERGER Karl (SUI)	E	STAHLHUT Erik (GER)	Wind Factors - head / tail	8.00 / 9.68		
				Seconds per Point	4		
				Points per Minute	15		

Rank	Bib	Name	Ctry Code	Speed [km/h]	Distance		Judges					Judges Points	Round Total	Diff.			
					[m]	Points	A	B	C	D	E						
1.	23	YAMAMOTO Go	JPN	88.5	102.0	74.0	18.5	18.5	18.0	18.5	18.0	55.0	12	0.05	-0.4	128.6	0:00
2.	21	SIMON Tobias	GER	88.6	99.5	69.0	18.0	17.5	17.5	18.0	17.5	53.0	12	-0.11	1.1	123.1	+0:22
3.	26	CIESLAR Adam	POL	88.6	95.5	61.0	17.5	17.5	17.5	18.0	17.5	52.5	12	-0.10	1.0	114.5	+0:56
4.	20	BARKOV Viacheslav	RUS	89.0	95.0	60.0	17.5	17.0	17.0	17.5	17.5	52.0	12	-0.23	2.2	114.2	+0:58
5.	8	YAMAMOTO Kazuma	JPN	88.5	95.0	60.0	16.5	17.0	17.0	17.0	17.0	51.0	12	-0.05	0.5	111.5	+1:08
6.	13	SONEHARA Go	JPN	88.1	93.0	56.0	17.5	17.0	17.0	17.0	17.5	51.5	12	-0.21	2.0	109.5	+1:16
7.	14	SLOWIOK Pawel	POL	88.5	93.0	56.0	17.0	16.5	17.0	17.0	16.5	50.5	12	-0.24	2.3	108.8	+1:19
8.	25	WELDE David	GER	89.2	93.5	57.0	17.0	17.5	17.0	17.0	17.5	51.5	12	0.02	-0.2	108.3	+1:21
9.	19	ZEMAN Martin	CZE	88.7	91.5	53.0	17.0	17.0	17.0	16.5	17.0	51.0	12	-0.25	2.4	106.4	+1:29
10.	24	PASICHNYK Viktor	UKR	88.4	91.0	52.0	16.5	16.5	16.5	16.5	16.5	49.5	12	0.04	-0.3	101.2	+1:50
11.	17	OKS Nikita	RUS	88.5	89.0	48.0	17.5	16.5	16.5	17.0	17.0	50.5	12	-0.24	2.3	100.8	+1:51
12.	18	MARUSARZ Wojciech Pawel	POL	88.3	89.5	49.0	17.0	16.5	16.5	16.0	16.5	49.5	12	-0.22	2.1	100.6	+1:52
13.	22	MASTIEV Samir	RUS	88.7	90.5	51.0	16.5	16.0	17.0	16.5	16.5	49.5	12	0.00	0.0	100.5	+1:52
14.	2	HORIGOME Shota	JPN	88.0	89.0	48.0	16.5	16.5	16.5	16.0	16.5	49.5	12	-0.10	1.0	98.5	+2:00
15.	12	OVSIANNIKOV Aleksandr	RUS	87.9	88.5	47.0	16.5	16.5	16.5	16.0	16.5	49.5	12	-0.20	1.9	98.4	+2:01
16.	5	RAKPAROV Chingiz	KAZ	88.6	89.0	48.0	16.5	16.0	16.5	17.0	16.5	49.5	12	0.02	-0.2	97.3	+2:05
17.	4	KRAUSE Tom	GER	88.6	85.0	40.0	16.0	16.0	16.0	16.0	16.0	48.0	12	-0.19	1.8	89.8	+2:35
18.	15	HEIDE Raiko	EST	88.4	81.5	33.0	16.5	16.0	16.5	16.5	16.5	49.5	12	-0.07	0.7	83.2	+3:02
19.	16	BALANDA Ruslan	UKR	87.9	81.0	32.0	16.5	15.5	15.5	15.0	16.0	47.0	12	-0.19	1.8	80.8	+3:11
20.	10	KOLGANOV Andrey	RUS	87.7	80.5	31.0	16.5	16.0	16.0	16.0	16.0	48.0	12	-0.17	1.6	80.6	+3:12
21.	6	KIPIN Maksim	RUS	88.4	81.0	32.0	14.5	15.0	15.0	15.0	15.5	45.0	12	0.06	-0.5	76.5	+3:28
22.	1	BOCHKAREV Vyacheslav	KAZ	87.7	79.0	28.0	15.0	15.5	15.5	15.0	15.5	46.0	12	0.06	-0.5	73.5	+3:40
23.	3	GAIRBEKOV Rassul	KAZ	87.6	78.5	27.0	14.0	14.5	14.5	15.0	14.5	43.5	12	0.04	-0.3	70.2	+3:54
24.	7	AYBEK Aly	KAZ	88.1	74.5	19.0	15.5	15.5	15.5	14.5	15.5	46.5	12	0.11	-0.9	64.6	+4:16
25.	11	MOROZOV Valerii	UKR	88.2	63.5	-3.0	13.0	13.0	13.5	12.5	13.0	39.0	12	-0.27	2.6	38.6	+6:00
26.	9	ORUSSAYEV Eldar	KAZ	87.5	62.0	-6.0	12.5	13.0	13.5	13.0	13.0	39.0	12	-0.07	0.7	33.7	+6:20

Competition / Weather Information											
	Time	Base Values			Weather	Temp. [°C]		Humid. [%]	Wind [m/s]		
		Wind	Gate	Length		Air	Snow		Min.	Max.	Aver.
Competition Round	11:00 - 11:18	0.00	12		cloudy	-2.8 / -2.7	-8.0 / -8.0	86 / 87	-0.27	0.11	-0.10

Statistics													
	Gate		Athletes	Falls	Distance [m]			Speed [km/h]			Jumpers / Countries		
	No.	Diff			Min.	Max.	Aver.	Min.	Max.	Aver.	In Start List	Started	With Results
Competition Round	12		26	0	62.0	102.0	86.5	87.5	89.2	88.3	26/8	26/8	26/8

Legend					
Aver.	Average	Ctry Code	Country Code	Diff.	Time Difference
Dist.	Distance	Humid.	Humidity	Max.	Maximum
Min.	Minimum	NH	Normal Hill	Temp.	Temperature



Almaty 2017

28th WINTER UNIVERSIADE

SUN 29 JAN 2017

Start Time 14:17 / End Time 15:12

Results

Jury / Competition Management		Judges			Hill Data / Calculation		
FIS Technical Delegate (TD)	PELKONEN Jyri (FIN)	A	RAICH Danes (CZE)	Hill Size / (95%)	106m (100.5m)		
Chief of Competition	KOLMAKOV Aleksandr (KAZ)	B	VETTORI Marion (AUT)	K-Point	95m		
FIS Assistant TD	ZHUKOV Sergey (RUS)	C	SATOH Mitsugu (JPN)	Meter Value	2.0 Points/m		
FIS Equipment Controller	FORRER Ueli (SUI)	D	KOROBOV Nikolay (KAZ)	Gate Factor	7.00 Points / m		
FISU Technical Delegate	LUSTENBERGER Karl (SUI)	E	STAHLHUT Erik (GER)	Wind Factors - head / tail	8.00 / 9.68		
				Seconds per Point	4		
				Points per Minute	15		

Bib	Name	Ctry Code	1st Round					2nd Round					3rd Round				
			Speed [km/h]	Dist. [m]	G / W	Comp. [m/s]	Points	Speed [km/h]	Dist. [m]	G / W	Comp. [m/s]	Points	Speed [km/h]	Dist. [m]	G / W	Comp. [m/s]	Points
			Rank	Rank	Points	Points	Rank	Rank	Rank	Points	Points	Rank	Rank	Rank	Points	Points	Rank
1	BOCHKAREV Vyacheslav	KAZ	86.3 21.	76.5 16.	11	0.82 -6.6	16.4 16.	86.1 23.	69.5 21.	11	1.03 -8.2	0.8 22.					
2	HORIGOME Shota	JPN	DNS					DNS									
3	GAIRBEKOV Rassul	KAZ	86.4 19.	76.0 17.	11	1.07 -8.6	13.4 18.	86.5 20.	77.0 19.	11	1.04 -8.3	15.7 20.					
4	KRAUSE Tom	GER	86.4 19.	68.0 21.	11	0.92 -7.4	-1.4 21.	87.1 15.	81.0 15.	11	1.27 -10.2	21.8 17.					
5	RAKPAROV Chingiz	KAZ	87.0 11.	76.0 17.	11	1.05 -8.4	13.6 17.	87.2 14.	83.0 11.	11	1.03 -8.2	27.8 15.					
6	GELVIG Dmitry	RUS	87.3 4.	79.0 14.	11	0.76 -6.1	21.9 14.	87.3 13.	82.0 12.	11	1.14 -9.1	24.9 16.					
7	KIPIN Maksim	RUS	86.9 14.	74.0 19.	11	0.68 -5.4	12.6 19.	87.0 17.	79.0 18.	11	1.01 -8.1	19.9 19.					
8	AYBEK Aly	KAZ	86.8 16.	65.0 22.	11	0.57 -4.6	-4.6 22.	87.1 15.	69.5 21.	11	0.75 -6.0	3.0 21.					
9	YAMAMOTO Kazuma	JPN	87.0 11.	89.0 9.	11	0.78 -6.2	41.8 9.	86.9 19.	90.5 6.	11	0.66 -5.3	45.7 8.					
10	ORUSSAYEV Eldar	KAZ	86.3 21.	59.0 23.	11	1.03 -8.2	-20.2 23.	86.3 22.	61.0 23.	11	0.44 -3.5	-11.5 23.					
11	KOLGANOV Andrey	RUS	86.0 23.	73.5 20.	11	0.59 -4.7	12.3 20.	86.5 20.	76.5 20.	11	0.31 -2.5	20.5 18.					
12	MOROZOV Valerii	UKR	DNS					DNS									
13	OVSIIANNIKOV Aleksandr	RUS	86.8 16.	86.0 12.	11	0.64 -5.1	36.9 11.	87.0 17.	81.5 14.	11	0.25 -2.0	31.0 14.					
14	BORISOV Timofey	RUS	87.5 2.	96.5 3.	11	0.94 -7.5	55.5 3.	87.5 11.	95.5 1.	09 6.8	0.37 -3.0	64.8 2.					
15	SONEHARA Go	JPN	86.9 14.	93.5 4.	11	0.92 -7.4	49.6 4.	87.4 12.	94.0 3.	11	0.15 -1.2	56.8 4.					
16	SLOWIOK Pawel	POL	87.0 11.	90.5 7.	11	0.76 -6.1	44.9 7.	87.7 9.	94.5 2.	11	0.48 -3.8	55.2 5.					
17	HEIDE Raiko	EST	DNS					DNS									
18	BALANDA Ruslan	UKR	DNS					DNS									
19	OKS Nikita	RUS	87.3 4.	83.0 13.	11	0.68 -5.4	30.6 13.	87.8 8.	87.0 9.	11	0.12 -1.0	43.0 10.					
20	MARUSARZ Wojciech Pawel	POL	86.8 16.	77.0 15.	11	0.78 -6.2	17.8 15.	87.6 10.	79.5 16.	11	-0.37 3.6	32.6 13.					
21	ZEMAN Martin	CZE	87.1 10.	86.5 11.	11	0.58 -4.6	38.4 10.	88.0 7.	86.0 10.	11	-0.34 3.3	45.3 9.					
22	BARKOV Viacheslav	RUS	87.3 4.	90.5 7.	11	0.76 -6.1	44.9 7.	88.2 3.	90.0 7.	11	-0.38 3.7	53.7 7.					
23	SIMON Tobias	GER	87.4 3.	97.0 2.	11	0.82 -6.6	57.4 2.	88.3 2.	93.5 5.	11	-0.53 5.1	62.1 3.					
24	MASTIEV Samir	RUS	87.3 4.	87.5 10.	11	1.48 -11.8	33.2 12.	88.1 5.	82.0 12.	11	-0.56 5.4	39.4 11.					



Results

Bib	Name	Ctry Code	1st Round					2nd Round					3rd Round				
			Speed	Dist.	G / W	Comp.	Points	Speed	Dist.	G / W	Comp.	Points	Speed	Dist.	G / W	Comp.	Points
			[km/h]	[m]	Gate	[m/s]	Rank	[km/h]	[m]	Gate	[m/s]	Rank	[km/h]	[m]	Gate	[m/s]	Rank
25	YAMAMOTO Go	JPN	87.2	101.0	11	0.93	64.6	88.2	94.0	11	-1.00	67.7					
			8.	1.		-7.4	1.	3.	3.		9.7	1.					
26	PASICHNYK Viktor	UKR	DNS					DNS									
27	WELDE David	GER	87.6	93.5	11	1.03	48.8	88.7	87.5	11	-0.93	54.0					
			1.	4.		-8.2	5.	1.	8.		9.0	6.					
28	CIESLAR Adam	POL	87.2	93.5	11	1.21	47.3	88.1	79.5	11	-1.06	39.3					
			8.	4.		-9.7	6.	5.	16.		10.3	12.					

Competition / Weather Information

	Time	Base Values			Weather	Temp. [°C]		Humid. [%]	Wind [m/s]		
		Wind	Gate	Length		Air	Snow		Min.	Max.	Aver.
1st Round	14:17 - 14:38	0.00	11		cloudy	1.1 / 1.1	-8.0 / -8.0	90 / 90	0.57	1.48	0.89
2nd Round	14:44 - 15:12	0.00	11		cloudy	1.1 / 1.1	-8.0 / -8.0	90 / 90	-1.06	1.27	0.22

Statistics

	Gate		Athletes	Falls	Distance [m]			Speed [km/h]			Jumpers / Countries		
	No.	Diff			Min.	Max.	Aver.	Min.	Max.	Aver.	In Start List	Started	With Results
1st Round	11		23	0	59.0	101.0	83.1	86.0	87.6	86.9	28/8	23/6	23/6
2nd Round	09		1	0	95.5	95.5	95.5	87.5	87.5	87.5	28/8	23/6	23/6
	11		22	0	61.0	94.5	82.6	86.1	88.7	87.4			

Note

A bolded line in the "Gate" column indicates a change in start gate assignment at that point.

Legend

Aver.	Average	Ctry Code	Country Code	Dist.	Distance
DNS	Did not start	Humid.	Humidity	Max.	Maximum
Min.	Minimum	NH	Normal Hill	Temp.	Temperature



Almaty 2017

28th WINTER UNIVERSIADE

MON 30 JAN 2017

Start Time 10:00 / End Time 11:23

Results

Jury / Competition Management		Judges			Hill Data / Calculation		
FIS Technical Delegate (TD)	PELKONEN Jyri (FIN)	A	RAICH Danes (CZE)	Hill Size / (95%)	106m (100.5m)		
Chief of Competition	KOLMAKOV Aleksandr (KAZ)	B	VETTORI Marion (AUT)	K-Point	95m		
FIS Assistant TD	ZHUKOV Sergey (RUS)	C	SATOH Mitsugu (JPN)	Meter Value	2.0 Points/m		
FIS Equipment Controller	FORRER Ueli (SUI)	D	KOROBOV Nikolay (KAZ)	Gate Factor	7.00 Points / m		
FISU Technical Delegate	LUSTENBERGER Karl (SUI)	E	STAHLHUT Erik (GER)	Wind Factors - head / tail	8.00 / 9.68		
				Seconds per Point	4		
				Points per Minute	15		

Bib	Name	Ctry Code	1st Round					2nd Round					3rd Round				
			Speed [km/h]	Dist. [m]	G / W	Comp. [m/s]	Points	Speed [km/h]	Dist. [m]	G / W	Comp. [m/s]	Points	Speed [km/h]	Dist. [m]	G / W	Comp. [m/s]	Points
			Rank	Rank	Points	Points	Rank	Rank	Rank	Points	Points	Rank	Rank	Rank	Points	Points	Rank
1	BOCHKAREV Vyacheslav	KAZ	88.2 21.	70.0 22.	12	-1.17	21.3	88.3 22.	77.5 20.	13	-0.35	28.4	88.0 21.	77.5 19.	13	0.04	24.7
2	HORIGOME Shota	JPN	DNS					DNS					DNS				
3	GAIRBEKOV Rassul	KAZ	88.1 23.	73.0 19.	12	-1.64	31.9	88.0 26.	77.0 21.	13	-0.57	29.5	88.0 21.	78.0 18.	13	0.24	24.1
4	KRAUSE Tom	GER	88.5 16.	70.0 22.	12	-1.14	21.0	88.9 8.	85.0 14.	13	-0.68	46.6	89.0 6.	88.0 10.	13	0.12	45.0
5	RAKPAROV Chingiz	KAZ	88.4 18.	74.0 17.	12	-1.52	32.7	88.9 8.	83.0 15.	13	-0.58	41.6	88.9 8.	84.0 11.	13	-0.39	41.8
6	GELVIG Dmitry	RUS	88.4 18.	72.5 20.	12	-0.93	24.0	88.6 18.	75.0 22.	13	-0.92	28.9	89.0 6.	81.5 13.	13	-0.15	34.5
7	KIPIN Maksim	RUS	88.2 21.	73.5 18.	12	-1.02	26.9	88.8 15.	73.5 23.	13	-0.78	24.6	88.8 10.	80.0 15.	13	-0.30	32.9
8	AYBEK Aly	KAZ	88.7 12.	66.0 24.	12	-1.28	14.4	88.7 17.	65.5 24.	13	-0.48	5.6	88.7 14.	70.0 20.	13	-0.29	12.8
9	YAMAMOTO Kazuma	JPN	88.4 18.	87.0 13.	12	-1.26	56.2	88.9 8.	91.0 11.	13	-0.82	59.9	88.8 10.	93.0 6.	13	-0.36	59.5
10	ORUSSAYEV Eldar	KAZ	88.1 23.	63.0 25.	12	-1.67	12.2	88.2 23.	60.5 26.	13	-0.56	-3.6	88.3 18.	69.5 21.	13	-0.59	14.7
11	KOLGANOV Andrey	RUS	88.0 26.	71.0 21.	12	-1.78	29.2	88.2 23.	79.0 18.	13	-0.56	33.4	88.2 19.	78.5 16.	13	-0.12	28.2
12	MOROZOV Valerii	UKR	88.7 12.	60.0 26.	12	-1.49	4.4	88.9 8.	63.5 25.	13	-0.65	3.3	88.8 10.	62.5 22.	13	-0.47	-0.5
13	OVSIIANNIKOV Aleksandr	RUS	88.1 23.	76.5 16.	12	-1.38	36.4	88.2 23.	83.0 15.	13	-0.23	38.2	88.1 20.	81.0 14.	13	-0.19	33.8
14	BORISOV Timofey	RUS	89.3 2.	92.5 7.	12	-1.15	66.1	89.4 2.	100.0 2.	13	-0.22	72.1	DNS				
15	SONEHARA Go	JPN	88.8 10.	91.5 8.	13	-0.50	54.4	88.4 21.	95.0 4.	13	0.01	59.9	88.7 14.	96.0 1.	13	-0.22	64.1
16	SLOWIOK Pawel	POL	89.0 6.	93.5 5.	13	-0.47	58.1	88.8 15.	91.5 10.	13	-0.33	56.2	88.8 10.	94.5 5.	13	-0.30	61.9
17	HEIDE Raiko	EST	88.7 12.	80.0 15.	13	0.04	26.3	88.9 8.	78.0 19.	13	-0.57	31.5	88.9 8.	78.5 16.	13	-0.39	30.8
18	BALANDA Ruslan	UKR	88.5 16.	82.5 14.	13	-0.03	31.9	88.6 18.	83.0 15.	13	-0.16	37.5	88.6 17.	83.0 12.	13	-0.40	39.9
19	OKS Nikita	RUS	89.0 6.	90.5 10.	13	0.10	46.8	88.9 8.	89.5 12.	13	-0.42	53.1	DNS				
20	MARUSARZ Wojciech Pawel	POL	88.7 12.	87.5 12.	13	0.04	41.3	88.6 18.	89.5 12.	13	-0.52	54.0	88.7 14.	90.0 9.	13	-0.48	54.6
21	ZEMAN Martin	CZE	DNS					DNS					DNS				
22	BARKOV Viacheslav	RUS	89.2 3.	94.0 3.	13	-0.07	55.3	89.3 3.	92.0 9.	13	-0.26	56.5	89.3 2.	96.0 1.	13	-0.29	64.8
23	SIMON Tobias	GER	89.0 6.	96.0 2.	13	-0.13	59.9	89.0 7.	98.5 3.	13	-0.17	68.6	89.1 4.	95.0 3.	13	-0.42	64.1
24	MASTIEV Samir	RUS	89.2 3.	91.0 9.	13	-0.28	51.3	89.1 4.	93.0 7.	13	0.10	55.2	DNS				



Almaty 2017

28th WINTER UNIVERSIADE

MON 30 JAN 2017

Start Time 10:00 / End Time 11:23

Results

Bib	Name	Ctry Code	1st Round					2nd Round					3rd Round				
			Speed	Dist.	G / W	Comp.	Points	Speed	Dist.	G / W	Comp.	Points	Speed	Dist.	G / W	Comp.	Points
			[km/h]	[m]	Gate	[m/s]	Rank	[km/h]	[m]	Gate	[m/s]	Rank	[km/h]	[m]	Gate	[m/s]	Rank
25	YAMAMOTO Go	JPN	88.8	101.5	13	-0.28	72.3	88.9	102.0	13	-0.02	74.2	DNS				
			10.	1.	-3.4	2.7	1.	8.	1.		0.2	1.					
26	PASICHNYK Viktor	UKR	88.9	90.0	13	-0.42	50.7	89.1	92.5	13	0.02	54.8	89.1	91.5	13	-0.34	56.3
			9.	11.	-3.4	4.1	11.	4.	8.		-0.2	11.	4.	8.		3.3	8.
27	WELDE David	GER	89.7	93.0	13	-0.51	57.5	89.7	94.0	13	-0.19	59.8	89.7	92.0	13	-0.59	59.7
			1.	6.	-3.4	4.9	6.	1.	5.		1.8	7.	1.	7.		5.7	6.
28	CIESLAR Adam	POL	89.2	94.0	13	-0.57	60.1	89.1	93.5	13	-0.40	60.9	89.3	95.0	13	-0.41	64.0
			3.	3.	-3.4	5.5	3.	4.	6.		3.9	4.	2.	3.		4.0	4.

Competition / Weather Information

	Time	Base Values			Weather	Temp. [°C]		Humid. [%]	Wind [m/s]		
		Wind	Gate	Length		Air	Snow		Min.	Max.	Aver.
1st Round	10:00 - 10:24	0.00	12		Clear	-7.0 / -6.8	-10.0 / -10.0	55 / 55	-1.78	0.10	-0.82
2nd Round	10:32 - 10:53	0.00	13		Clear	-6.6 / -6.5	-9.0 / -9.0	55 / 55	-0.92	0.10	-0.41
3rd Round	11:03 - 11:23	0.00	13		Clear	-6.4 / -6.3	-9.0 / -9.0	55 / 55	-0.59	0.24	-0.29

Statistics

	Gate		Athletes	Falls	Distance [m]			Speed [km/h]			Jumpers / Countries		
	No.	Diff			Min.	Max.	Aver.	Min.	Max.	Aver.	In Start List	Started	With Results
1st Round	12		13	0	60.0	92.5	73.0	88.0	89.3	88.3	28/8	26/7	26/7
	13		13	0	80.0	101.5	91.1	88.5	89.7	88.9			
2nd Round	13		26	0	60.5	102.0	84.8	88.0	89.7	88.7	28/8	26/7	26/7
3rd Round	13		22	1	62.5	96.0	84.3	88.0	89.7	88.7	28/8	22/7	22/7

Legend

Aver. Average
DNS Did not start
Min. Minimum

Ctry Code Country Code
Humid. Humidity
NH Normal Hill

Dist. Distance
Max. Maximum
Temp. Temperature





Almaty 2017

28TH WINTER UNIVERSIADE



NORDIC COMBINED

Men's Individual Mass Start 10km/NH



Results

Jury / Competition Management		Hill Data / Calculation	
FIS Technical Delegate (TD)	PELKONEN Jyri (FIN)	Hill Size / (95%)	106m (100.5m)
Chief of Competition	KOLMAKOV Aleksandr (KAZ)	K-Point	95m
FIS Assistant TD	ZHUKOV Sergey (RUS)	Meter Value	2.0 Points/m
FIS Equipment Controller	FORRER Ueli (SUI)	Gate Factor	7.00 Points / m
FISU Technical Delegate	LUSTENBERGER Karl (SUI)	Wind Factors - head / tail	8.00 / 9.68
		Seconds per Point	4
		Points per Minute	15

Rank	Bib	Name	Ctry Code	Race			Jump							Total			
				Time	Rk	Points	Speed [km/h]	Distance [m]	Distance Points	Gate / Wind Compensation	Faults	Round Points	Round Rank		Points		
			Gate / Wind Compensation														
			Gate Points		[m/s] Points		Points		Points		Points		Points				
1.	23	CIESLAR Adam	POL	22:56.6	2.	119.7	88.5	97.5	65.0	11	0.28	-2.2		62.8	3.	122.5	242.2
							88.7	95.5	61.0	12	0.16	-1.3		59.7	5.		
2.	19	SIMON Tobias	GER	23:29.3	6.	111.5	88.4	98.5	67.0	11	0.35	-2.8		64.2	2.	128.9	240.4
							88.7	97.0	64.0	12	-0.07	0.7		64.7	2.		
3.	21	SONEHARA Go	JPN	23:00.8	4.	118.5	87.6	90.0	50.0	11	-0.20	1.9		51.9	7.	114.7	233.2
							88.1	97.0	64.0	12	0.15	-1.2		62.8	4.		
4.	24	SLOWIOK Pawel	POL	22:55.2	1.	120.0	88.2	95.5	61.0	11	0.69	-5.5		55.5	6.	111.0	231.0
							88.4	92.0	54.0	12	-0.16	1.5		55.5	7.		
5.	13	YAMAMOTO Go	JPN	24:25.8	12.	97.2	87.9	98.5	67.0	11	0.24	-1.9		65.1	1.	133.7	230.9
							88.5	100.0	70.0	12	0.18	-1.4		68.6	1.		
6.	20	WELDE David	GER	23:01.9	5.	118.2	88.7	92.0	54.0	11	0.35	-2.8		51.2	8.	103.8	222.0
							89.3	91.5	53.0	12	-0.37	3.6	-4.0	52.6	9.		
7.	22	PASICHNYK Viktor	UKR	22:57.1	3.	119.5	88.3	88.5	47.0	11	-0.07	0.7		47.7	11.	97.0	216.5
							88.4	90.0	50.0	12	0.09	-0.7		49.3	10.		
8.	7	BORISOV Timofey	RUS	25:07.2	18.	87.0	88.5	95.5	61.0	11	0.17	-1.4		59.6	4.	122.8	209.8
							88.9	96.0	62.0	12	-0.12	1.2		63.2	3.		
9.	18	MARUSARZ Wojciech Pawel	POL	23:39.4	7.	109.0	88.0	87.5	45.0	11	0.14	-1.1		43.9	12.	98.2	207.2
							88.5	89.0	48.0	12	-0.65	6.3		54.3	8.		
10.	11	YAMAMOTO Kazuma	JPN	24:47.0	14.	92.0	88.0	94.5	59.0	11	0.36	-2.9		56.1	5.	112.3	204.3
							88.3	90.0	50.0	12	-0.64	6.2		56.2	6.		
11.	15	HORIGOME Shota	JPN	23:53.1	10.	105.5	87.9	90.0	50.0	11	0.24	-1.9		48.1	9.	93.3	198.8
							88.0	86.5	43.0	12	-0.23	2.2		45.2	13.		
12.	14	ZEMAN Martin	CZE	24:18.1	11.	99.2	88.1	90.5	51.0	11	0.40	-3.2		47.8	10.	95.5	194.7
							88.6	87.5	45.0	12	-0.28	2.7		47.7	11.		
13.	12	RAKPAROV Chingiz	KAZ	24:39.7	13.	93.7	88.3	84.5	39.0	11	0.21	-1.7		37.3	14.	84.0	177.7
							88.7	89.0	48.0	12	0.16	-1.3		46.7	12.		
14.	16	KIPIN Maksim	RUS	23:49.1	9.	106.5	88.0	83.0	36.0	11	0.32	-2.6		33.4	17.	70.8	177.3
							88.2	84.5	39.0	12	0.20	-1.6		37.4	16.		
15.	8	OKS Nikita	RUS	25:06.3	17.	87.2	87.8	83.5	37.0	11	-0.50	4.8		41.8	13.	84.5	171.7
							88.3	89.5	49.0	12	0.29	-2.3	-4.0	42.7	14.		
16.	17	BALANDA Ruslan	UKR	23:49.0	8.	106.5	87.9	83.0	36.0	11	0.20	-1.6		34.4	15.	64.1	170.6
							87.9	82.0	34.0	12	0.54	-4.3		29.7	19.		
17.	9	OVSANNIKOV Aleksandr	RUS	25:04.6	16.	87.7	87.7	81.0	32.0	11	-0.20	1.9		33.9	16.	73.8	161.5
							88.1	87.5	45.0	12	0.14	-1.1	-4.0	39.9	15.		
18.	10	GELVIG Dmitry	RUS	25:01.9	15.	88.2	88.1	80.0	30.0	11	0.05	-0.4		29.6	18.	64.6	152.8
							88.5	82.0	34.0	12	-0.10	1.0		35.0	17.		
19.	2	HEIDE Raiko	EST	29:15.8	23.	24.7	88.3	79.0	28.0	11	-0.11	1.1		29.1	19.	60.1	84.8
							88.5	80.0	30.0	12	-0.10	1.0		31.0	18.		
20.	4	AYBEK Aly	KAZ	27:51.8	21.	45.7	88.0	71.5	13.0	11	-0.51	4.9		17.9	22.	37.0	82.7
							88.2	74.0	18.0	12	-0.11	1.1		19.1	22.		
21.	3	GAIIRBEKOV Rassul	KAZ	28:18.3	22.	39.2	87.4	76.0	22.0	11	-0.13	1.3	-4.0	19.3	20.	40.6	79.8
							87.7	78.5	27.0	12	0.21	-1.7	-4.0	21.3	20.		
22.	5	ORUSSAYEV Eldar	KAZ	26:54.9	20.	60.0	87.5	63.0	-4.0	11	-0.48	4.6	-4.0	-3.4	23.	-6.8	53.2
							87.7	66.0	2.0	12	0.18	-1.4	-4.0	-3.4	23.		
23.	6	MOROZOV Valerii	UKR	26:46.0	19.	62.2	88.0	60.0	-10.0	11	-0.22	2.1	-4.0	-11.9	24.	-22.0	40.2
							87.9	62.0	-6.0	12	0.01	-0.1	-4.0	-10.1	24.		
24.	1	BOCHKAREV Vyacheslav	KAZ	30:59.6	24.	-1.0	87.6	75.0	20.0	11	0.13	-1.0		19.0	21.	39.1	38.1
							87.7	73.5	17.0	12	-0.73	7.1	-4.0	20.1	21.		





Almaty 2017

28th WINTER UNIVERSIADE

FRI 3 FEB 2017

Start Time 15:30 / End Time 16:38

Results

Competition / Weather Information											
	Time	Base Values			Weather	Temp. [°C]		Humid. [%]	Wind [m/s]		
		Wind	Gate	Length		Air	Snow		Min.	Max.	Aver.
1st Round	15:30 - 15:51	0.00	11		cloudy	-1.8 / -1.9	-8.0 / -8.0	85 / 86	-0.51	0.69	0.07
Competition Round	16:15 - 16:38	0.00	12		cloudy	-1.9 / -2.0	-8.0 / -8.0	86 / 89	-0.73	0.54	-0.05

Statistics													
	Gate		Athletes	Falls	Distance [m]			Speed [km/h]			Jumpers / Countries		
	No.	Diff			Min.	Max.	Aver.	Min.	Max.	Aver.	In Start List	Started	With Results
1st Round	11		24	0	60.0	98.5	84.9	87.4	88.7	88.0	24/8	24/8	24/8
Competition Round	12		24	0	62.0	100.0	85.8	87.7	89.3	88.3	24/8	24/8	24/8

FIS Technical Delegate (TD)

PELKONEN Jyri (FIN)

Chief of Competition

KOLMAKOV Aleksandr (KAZ)


Legend

Aver. Average
Dist. Distance
Min. Minimum
Rk Rank

Ctry Code Country Code
Humid. Humidity
NH Normal Hill
Temp. Temperature

Diff. Difference
Max. Maximum
Pts Points





Results Cross Country

Jury / Competition Management		Course Information	
FIS Technical Delegate (TD)	PELKONEN Jyri (FIN)	Height Difference (HD):	42m
FIS Assistant TD	KOLMAKOV Aleksandr (KAZ)	Maximum Climb (MC):	33m
Chief of Competition	ZHUKOV Sergey (RUS)	Total Climb (TC):	87m
Chief of Course	DEVETYAROV Igor (KAZ)	Course Length:	2500m
FISU Technical Delegate	LUSTENBERGER Karl (SUI)	Number of Laps:	4

Rank	Bib	Name	Country	Total Time	Rounded Behind	Points Difference
1	2	Slowiok Pawel	POL	22:55.2	0.0	120.0
2	1	Cieslar Adam	POL	22:56.6	1.0	119.7 -0.3
3	6	Pasichnyk Viktor	UKR	22:57.1	2.0	119.5 -0.5
4	8	Sonehara Go	JPN	23:00.8	6.0	118.5 -1.5
5	3	Welde David	GER	23:01.9	7.0	118.2 -1.8
6	5	Simon Tobias	GER	23:29.3	34.0	111.5 -8.5
7	10	Marusarz Wojciech	POL	23:39.4	44.0	109.0 -11.0
8	13	Balanda Ruslan	UKR	23:49.0	54.0	106.5 -13.5
9	14	Kipin Maksim	RUS	23:49.1	54.0	106.5 -13.5
10	11	Horigome Shota	JPN	23:53.1	58.0	105.5 -14.5
11	9	Zeman Martin	CZE	24:18.1	1:23.0	99.2 -20.8
12	4	Yamamoto Go	JPN	24:25.8	1:31.0	97.2 -22.8
13	17	Rakparov Chingiz	KAZ	24:39.7	1:45.0	93.7 -26.3
14	12	Yamamoto Kazuma	JPN	24:47.0	1:52.0	92.0 -28.0
15	26	Gelvig Dmitry	RUS	25:01.9	2:07.0	88.2 -31.8
16	16	Ovsyannikov Alexandr	RUS	25:04.6	2:09.0	87.7 -32.3
17	15	Oks Nikita	RUS	25:06.3	2:11.0	87.2 -32.8
18	25	Borisov Timofey	RUS	25:07.2	2:12.0	87.0 -33.0
19	20	Morozov Valerii	UKR	26:46.0	3:51.0	62.2 -57.8
20	19	Orussayev Eldar	KAZ	26:54.9	4:00.0	60.0 -60.0
21	22	Aybek Aly	KAZ	27:51.8	4:57.0	45.7 -74.3
22	18	Gairbekov Rassul	KAZ	28:18.3	5:23.0	39.2 -80.8
23	21	Heide Raiko	EST	29:15.8	6:21.0	24.7 -95.3
24	23	Bochkarev Vyacheslav	KAZ	30:59.6	8:04.0	-1.0 -121.0

Did Not Finish		
7	Mastiev Samir	RUS



Men's Individual Mass Start 10km/NH - Cross-Country Race

Almaty 2017
28TH WINTER UNIVERSIADE



FRI 3 FEB 2017
Start Time 10:00

Results Cross Country

Did Not Start	
24	Krause Tom GER

Weather	Snow Conditions	Temperatures [°C]		Competitors / Countries					
		Air	Snow	Entries	Ranked	DNS	DNF	DSQ	LAP
Cloudy	Hard	-1.0°C	-2.0°C	26/8	24/8	1/1	1/1	0/0	0/0

Note:
Calculation of the time difference in individual events
 The amount of time that a competitor must wait before starting is calculated by converting the number of points behind into time. Each point behind is equivalent to four seconds, 15 points behind means a competitor starts one minute later than the competitor in front of him.

Legend	DNF Did Not Finish	DNS Did Not Start	DQB Disqualified for behaviour
	DSQ Disqualified	LAP	





Results

Jury / Competition Management		Hill Data / Calculation	
FIS Technical Delegate (TD)	PELKONEN Jyri (FIN)	Hill Size / (95%)	106m (100.5m)
Chief of Competition	KOLMAKOV Aleksandr (KAZ)	K-Point	95m
FIS Assistant TD	ZHUKOV Sergey (RUS)	Meter Value	2.0 Points/m
FIS Equipment Controller	FORRER Ueli (SUI)	Gate Factor	7.00 Points / m
FISU Technical Delegate	LUSTENBERGER Karl (SUI)	Wind Factors - head / tail	8.00 / 9.68
		Seconds per Point	4
		Points per Minute	15

Bib	Name	Ctry Code	1st Round					2nd Round					Remarks
			Speed [km/h]	Dist. [m]	G / W	Comp. [m/s]	Points	Speed [km/h]	Dist. [m]	G / W	Comp. [m/s]	Points	
			Rank	Rank	Points	Points	Rank	Rank	Rank	Points	Points	Rank	
1	YAMAMOTO Kazuma	JPN	88.1	91.0	12	-0.32	55.1	88.5	94.0	13	0.28	55.8	
			9.	3.		3.1	3.	7.	4.		-2.2	3.	
2	GAIRBEKOV Rassul	KAZ	87.9	76.0	12	-0.36	25.5	87.9	79.5	13	0.27	26.8	
			12.	14.		3.5	14.	18.	14.		-2.2	14.	
3	BOCHKAREV Vyacheslav	KAZ	87.5	74.0	12	-0.25	20.4	88.0	81.5	13	0.33	30.4	
			16.	15.		2.4	15.	14.	13.		-2.6	13.	
4	KIPIN Maksim	RUS	88.3	78.0	12	-0.36	29.5	88.7	83.0	13	0.39	32.9	
			6.	13.		3.5	12.	6.	12.		-3.1	12.	
5	AYBEK Aly	KAZ	88.2	70.0	12	0.00	10.0	88.5	74.5	13	0.24	17.1	
			7.	16.		0.0	16.	7.	16.		-1.9	16.	
6	SIMON Tobias	GER	DNS					DNS					
7	HORIGOME Shota	JPN	87.9	84.5	12	0.20	37.4	88.4	88.0	13	-0.32	49.1	
			12.	8.		-1.6	10.	10.	8.		3.1	7.	
8	KRAUSE Tom	GER	DNS					DNS					
9	GELVIG Dmitry	RUS	88.4	80.0	12	-0.03	30.3	88.5	78.0	13	0.16	24.7	
			4.	12.		0.3	11.	7.	15.		-1.3	15.	
10	RAKPAROV Chingiz	KAZ	88.4	84.5	12	-0.01	39.1	88.9	89.5	13	-0.08	49.8	
			4.	8.		0.1	8.	4.	6.		0.8	6.	
11	KOLGANOV Andrey	RUS	87.4	85.0	11	0.10	42.6	88.0	87.0	13	0.21	42.3	
			17.	7.	3.4	-0.8	7.	14.	9.		-1.7	9.	
12	MOROZOV Valerii	UKR	88.0	60.0	11	0.01	-6.7	88.4	62.0	13	0.22	-7.8	
			10.	18.	3.4	-0.1	18.	10.	18.		-1.8	18.	
13	OVSIIANNIKOV Aleksandr	RUS	87.4	81.5	11	-0.23	38.6	88.0	85.5	13	0.31	38.5	
			17.	10.	3.4	2.2	9.	14.	10.		-2.5	10.	
14	BORISOV Timofey	RUS	88.6	96.5	11	-0.28	69.1	88.9	99.0	12	-0.06	72.0	
			1.	1.	3.4	2.7	1.	4.	1.	3.4	0.6	1.	
15	ORUSSAYEV Eldar	KAZ	87.8	70.0	12	0.01	9.9	88.0	68.5	13	0.02	6.8	
			15.	16.		-0.1	17.	14.	17.		-0.2	17.	
16	OKS Nikita	RUS	88.6	89.5	12	0.18	47.6	89.3	89.5	13	0.02	48.8	
			1.	6.		-1.4	5.	1.	6.		-0.2	8.	
17	HEIDE Raiko	EST	DNS					DNS					
18	MARUSARZ Wojciech Pawel	POL	DNS					DNS					
19	ZEMAN Martin	CZE	88.6	91.0	12	0.31	49.5	89.0	92.5	13	0.02	54.8	
			1.	3.		-2.5	4.	2.	5.		-0.2	5.	
20	BALANDA Ruslan	UKR	87.9	81.5	12	0.64	27.9	88.4	84.0	13	0.42	34.6	
			12.	10.		-5.1	13.	10.	11.		-3.4	11.	
21	BARKOV Viacheslav	RUS	DNS					DNS					
22	MASTIEV Samir	RUS	DNS					DNS					
23	SONEHARA Go	JPN	88.0	96.5	12	0.39	59.9	88.4	96.5	13	0.25	61.0	
			10.	1.		-3.1	2.	10.	2.		-2.0	2.	
24	PASICHNYK Viktor	UKR	88.2	90.0	12	0.61	45.1	89.0	95.0	13	0.53	55.8	
			7.	5.		-4.9	6.	2.	3.		-4.2	3.	



Almaty 2017

28th WINTER UNIVERSIADE

THU 2 FEB 2017

Start Time 14:00 / End Time 14:41

Results

Bib	Name	Ctry Code	1st Round					2nd Round					Remarks
			Speed [km/h]	Dist. [m]	G / W Gate	Comp. [m/s]	Points	Speed [km/h]	Dist. [m]	G / W Gate	Comp. [m/s]	Points	
			Rank	Rank	Points	Points	Rank	Rank	Points	Points	Rank		
25	SLOWIOK Pawel	POL	DNS					DNS					
26	YAMAMOTO Go	JPN	DNS					DNS					
27	WELDE David	GER	DNS					DNS					
28	CIESLAR Adam	POL	DNS					DNS					

Competition / Weather Information

	Time	Base Values			Weather	Temp. [°C]		Humid. [%]	Wind [m/s]		
		Wind	Gate	Length		Air	Snow		Min.	Max.	Aver.
1st Round	14:00 - 14:16	0.00	12		Overcast	-1.0 / -1.0	-6.0 / -6.0	67 / 68	-0.36	0.64	0.03
2nd Round	14:26 - 14:41	0.00	13		Overcast	-1.0 / -1.0	-6.0 / -6.0	68 / 68	-0.32	0.53	0.18

Statistics

	Gate		Athletes	Falls	Distance [m]			Speed [km/h]			Jumpers / Countries		
	No.	Diff			Min.	Max.	Aver.	Min.	Max.	Aver.	In Start List	Started	With Results
1st Round	11		4	0	60.0	96.5	80.7	87.4	88.6	87.8	28/8	18/5	18/5
	12		14	0	70.0	96.5	82.6	87.5	88.6	88.1			
2nd Round	12		1	0	99.0	99.0	99.0	88.9	88.9	88.9	28/8	18/5	18/5
	13		17	0	62.0	96.5	84.0	87.9	89.3	88.4			

Legend

Aver. Average
 DNS Did not start
 Min. Minimum

Ctry Code Country Code
 Humid. Humidity
 NH Normal Hill

Dist. Distance
 Max. Maximum
 Temp. Temperature






Almaty 2017

28TH WINTER UNIVERSIADE



NORDIC COMBINED

Men's Team Gundersen NH/3x5km



Official Results

Jury / Competition Management				Course Information			
FIS Technical Delegate (TD)	PELKONEN Jyri (FIN)	Name:	2.5km red				
FIS Assistant TD	ZHUKOV Sergey (RUS)	Height Difference (HD):	42m				
Chief of Competition	KOLMAKOV Aleksandr (KAZ)	Maximum Climb (MC):	33m				
Chief of Course	DEVETYAROV Igor (KAZ)	Total Climb (TC):	87m				
FISU Technical Delegate	LUSTENBERGER Karl (SUI)	Course Length:	2500m				
		Number of Laps:	2				

Rank	Bib Leg	Country	Bib Colour	Name	Jump			Cross-Country					
					Points	Rank	Time Difference	Team Time	Leg Rank	Time Behind	Split Time	Team Rank	Time Behind
1	4	POL - POLAND			341.7	4	+0:20	34:07.9	1				0.0
	4-1		r	MARUSARZ Wojciech	106.9			11:20.9	1	0.0	11:40.9	2	+0.0
	4-2		g	CIESLAR Adam	118.8			11:10.0	1	0.0	22:50.9	1	0.0
	4-3		y	SLOWIOK Pawel	116.0			11:37.0	2	+7.4	34:27.9	1	0.0
2	2	RUS - RUSSIAN FEDERATION			353.0	2	+0:05	34:52.7	2				+29.8
	2-1		r	BORISOV Timofey	128.7			11:55.5	4	+34.6	12:00.5	3	+19.6
	2-2		g	MASTIEV Samir	103.4			11:27.6	2	+17.6	23:28.1	2	+37.2
	2-3		y	BARKOV Viacheslav	120.9			11:29.6	1	0.0	34:57.7	2	+29.8
3	1	JPN - JAPAN			356.8	1	0:00	35:29.1	3				+1:01.2
	1-1		r	HORIGOME Shota	106.6			11:40.9	3	+20.0	11:40.9	1	0.0
	1-2		g	YAMAMOTO Go	131.3			11:58.8	4	+48.8	23:39.7	3	+48.8
	1-3		y	SONEHARA Go	118.9			11:49.4	4	+19.8	35:29.1	3	+1:01.2
4	3	GER - GERMANY			348.9	3	+0:11	35:37.7	4				+1:20.8
	3-1		r	KRAUSE Tom	97.7			12:17.3	6	+56.4	12:28.3	4	+47.4
	3-2		g	SIMON Tobias	130.5			11:40.8	3	+30.8	24:09.1	4	+1:18.2
	3-3		y	WELDE David	120.7			11:39.6	3	+10.0	35:48.7	4	+1:20.8
5	6	UKR - UKRAINE			242.8	6	+2:32	36:26.2	5				** +4:30.3
	6-1		r	BALANDA Ruslan	98.1			11:36.8	2	+15.9	14:08.8	5	+2:27.9
	6-2		g	MOROZOV Valerii	39.7			12:45.0	5	+1:35.0	26:53.8	5	+4:02.9
	6-3		y	PASICHNYK Viktor	105.0			12:04.4	5	+34.8	38:58.2	5	+4:30.3
6	5	KAZ - KAZAKHSTAN			243.9	5	+2:31	39:21.9	6				** +7:25.0
	5-1		r	RAKPAROV Chingiz	96.4			12:00.1	5	+39.2	14:31.1	6	+2:50.2
	5-2		g	GAIRBEKOV Rassul	72.4			13:35.3	6	+2:25.3	28:06.4	6	+5:15.5
	5-3		y	AYBEK Aly	75.1			13:46.5	6	+2:16.9	41:52.9	6	+7:25.0



Almaty 2017
28TH WINTER UNIVERSIADE

Nordic Combined

Men's Team Gundersen NH/3x5km - Cross-Country Race



Official Results

Weather	Snow Conditions	Temperatures [°C]		Competitors / Countries					
		Air	Snow	Entries	Ranked	DNS	DNF	DSQ	LAP
Cloudy	Packed	-7.0°C	-8.0°C	18/6	18/6	0/0	0/0	0/0	0/0

FIS Technical Delegate (TD)	
PELKONEN Jyri (FIN)	

Note:
Calculation of the time difference in team events
 The amount of time that a competitor must wait before starting is calculated by converting the number of points behind into time. Each point behind is equivalent to 1.333333 seconds. 45 points behind means a competitor starts one minute later than the competitor in front of him.
Wave
 To prevent significant start time differences, the Jury can decide upon the use of the "wave start". At the end of the Cross-Country race, the actual time difference after Ski Jumping will be adjusted accordingly.

Legend	
**	Wave Start
DQB	Disqualified for behaviour
LAP	Lapped
y	Yellow
DNF	Did Not Finish
DSQ	Disqualified
NH	Normal Hill
DNS	Did Not Start
g	Green
r	Red





Intermediate Result Ski Jumping

Jury / Competition Management		Judges					Hill Data / Calculation				
FIS Technical Delegate (TD)	PELKONEN Jyri (FIN)	A	KOROBOV Nikolay (KAZ)				Hill Size / (95%)	106m (100.5m)			
Chief of Competition	KOLMAKOV Aleksandr (KAZ)	B	RAICH Danes (CZE)				K-Point	95m			
FIS Assistant TD	ZHUKOV Sergey (RUS)	C	STAHLHUT Erik (GER)				Meter Value	2.0 Points/m			
FIS Equipment Controller	FORRER Ueli (SUI)	D	SATO Mitsugu (JPN)				Gate Factor	7.00 Points / m			
FISU Technical Delegate	LUSTENBERGER Karl (SUI)	E	VETTORI Marion (AUT)				Wind Factors - head / tail	8.00 / 9.68			
							Seconds per Point	1.33333			
							Points per Minute	45			

Rank	Bib	Name	Speed [km/h]	Distance [m]	Judges					Points	Gate / Wind Compensation			Round Points	Group Rank	Total / Diff.				
					A	B	C	D	E		Gate	Points	[m/s]				Points			
1.	3	JPN - JAPAN														356.8		356.8	0:00	
	3-1	HORIGOME Shota	88.2	90.5	51.0	15.5	16.5	16.5	17.0	16.5	49.5	12	-0.63	6.1	106.6	3.				
	3-2	SONEHARA Go	88.3	94.5	59.0	17.5	17.5	17.5	17.5	17.5	52.5	12	-0.76	7.4	118.9	2.				
	3-3	YAMAMOTO Go	88.6	100.0	70.0	18.0	15.5	17.5	17.5	18.0	53.0	12	-0.86	8.3	131.3	1.				
2.	6	RUS - RUSSIAN FEDERATION															353.0		353.0	+0:05
	6-1	BORISOV Timofey	89.1	99.0	68.0	17.5	17.0	18.0	18.0	18.0	53.5	12	-0.74	7.2	128.7	1.				
	6-2	MASTIEV Samir	88.8	88.5	47.0	17.0	16.0	16.5	16.5	16.0	49.0	12	-0.76	7.4	103.4	4.				
	6-3	BARKOV Viacheslav	89.0	95.0	60.0	18.0	16.5	17.5	17.5	17.5	52.5	12	-0.87	8.4	120.9	2.				
3.	4	GER - GERMANY															348.9		348.9	+0:11
	4-1	KRAUSE Tom	88.7	88.0	46.0	16.0	14.5	15.0	16.5	16.0	47.0	12	-0.49	4.7	97.7	4.				
	4-2	SIMON Tobias	88.8	99.5	69.0	18.0	17.5	18.0	18.0	18.0	54.0	12	-0.77	7.5	130.5	1.				
	4-3	WELDE David	89.3	95.0	60.0	17.5	17.0	17.5	17.0	17.5	52.0	12	-0.90	8.7	120.7	3.				
4.	5	POL - POLAND															341.7		341.7	+0:20
	5-1	MARUSARZ Wojciech Pawel	88.2	91.0	52.0	17.0	14.5	16.5	16.5	16.5	49.5	12	-0.56	5.4	106.9	2.				
	5-2	SLOWIOK Pawel	88.6	93.5	57.0	17.0	17.0	17.5	17.5	17.5	52.0	12	-0.72	7.0	116.0	3.				
	5-3	CIESLAR Adam	88.8	95.0	60.0	17.5	16.5	17.0	17.0	16.5	50.5	12	-0.86	8.3	118.8	4.				
5.	1	KAZ - KAZAKHSTAN															243.9		243.9	+2:31
	1-1	GAIRBEKOV Rassul	87.6	77.5	25.0	14.0	14.5	14.5	14.0	14.0	42.5	12	-0.51	4.9	72.4	5.				
	1-2	AYBEK Aly	88.3	75.5	21.0	15.0	14.0	15.0	15.0	15.5	45.0	12	-0.94	9.1	75.1	6.				
	1-3	RAKPAROV Chingiz	88.8	85.0	40.0	16.5	16.0	16.0	16.0	15.5	48.0	12	-0.87	8.4	96.4	6.				
6.	2	UKR - UKRAINE															242.8		242.8	+2:32
	2-1	MOROZOV Valerii	88.1	63.0	-4.0	12.5	13.0	12.5	12.5	13.0	38.0	12	-0.59	5.7	39.7	6.				
	2-2	BALANDA Ruslan	88.1	85.5	41.0	16.5	16.0	16.0	16.5	15.5	48.5	12	-0.89	8.6	98.1	5.				
	2-3	PASICHNYK Viktor	88.5	90.5	51.0	15.5	14.5	14.5	15.5	16.0	45.5	12	-0.88	8.5	105.0	5.				

Competition / Weather Information											
	Time	Base Values			Weather	Temp. [°C]		Humid. [%]	Wind [m/s]		
		Wind	Gate	Length		Air	Snow		Min.	Max.	Aver.
1st Round	Group 1	10:31 - 10:50	0.00	12	Partly Cloudy	-16.1 / -15.8	-12.0 / -12.0	66 / 0	-0.94	-0.49	-0.79
	Group 2		0.00	12							
	Group 3		0.00	12							

Statistics													
	Gate No.	Diff	Athletes	Falls	Distance [m]			Speed [km/h]			Jumpers / Countries		
					Min.	Max.	Aver.	Min.	Max.	Aver.	In Start List	Started	With Results
1st Round	Group 3	12	0	0	63.0	100.0	89.2	87.6	89.3	88.5	18/6	18/6	18/6

Legend					
Aver.	Average	Ctry Code	Country Code	Diff.	Time Difference
Dist.	Distance	Grp.	Group	Humid.	Humidity
Max.	Maximum	Min.	Minimum	NH	Normal Hill
Temp.	Temperature				



Official Communication

Item: 1

Rescheduled Trial Round

Rescheduled Trial Round to 10:45 due to weather conditions.

Issued by: TD Assistant
Time: 10:08
Date: 31 JAN 2017

This decision affects:

Results
Schedule
Other

X



Official Communication

Item: 2

Rescheduled Trial Round

Rescheduled Trial Round to 11:30 due to heavy snow fall

Issued by: FISU Technical Delegate
Time: 10:41
Date: 31 JAN 2017

This decision affects:

Results
Schedule
Other

X



Official Communication

Item: 3

Rescheduled First Competition Round

Rescheduled First Competition Round to 12:00 due to heavy snow fall

Issued by: FISU Technical Delegate
Time: 10:45
Date: 31 JAN 2017

This decision affects:

Results
Schedule
Other

X



Official Communication

Item: 4

Trial Round Cancelled

Trial Round cancelled and rescheduled for tomorrow 1st February 2017.

Issued by: FISU Technical Delegate
Time: 11:36
Date: 31 JAN 2017

This decision affects:

Results
Schedule
Other

X



Official Communication

Item: 5

Competition Round Cancelled

Competition Round cancelled and rescheduled for tomorrow 1st February 2017.

Issued by: FISU Technical Delegate
Time: 11:40
Date: 31 JAN 2017

This decision affects:

Results
Schedule
Other

X



Official Communication

Item: 6

Training Round 3 cancelled

Training Round 3 cancelled due to Jury Decision

Issued by: Technical Delegate
Time: 14:20
Date: 2 FEB 2017

This decision affects:

Results
Schedule
Other

X



Almaty 2017

28TH WINTER UNIVERSIADE



SHORT TRACK SPEED SKATING

10	Short Track Speed Skating	1241
10.1	Table of Contents	1242
10.2	Competition Schedule	1245
10.3	Number of Entries by Country	1246
10.4	Medallists by Event	1247
10.5	Medal Standings	1249
10.6	Ladies' 500m	1250
10.6.1	Event Classification	1251
10.6.2	Medallists	1252
10.6.3	Final	1253
10.6.3.1	Start List	1253
10.6.3.2	Results	1254
10.6.4	Semifinal	1255
10.6.4.1	Start List	1255
10.6.4.2	Results	1256
10.6.5	Quarterfinal	1257
10.6.5.1	Start List	1257
10.6.5.2	Results	1258
10.6.6	Heat	1259
10.6.6.1	Start List	1259
10.6.6.2	Results	1260
10.7	Ladies' 1000m	1261
10.7.1	Event Classification	1262
10.7.2	Medallists	1263
10.7.3	Final	1264
10.7.3.1	Start List	1264
10.7.3.2	Results	1265
10.7.4	Semifinal	1266
10.7.4.1	Start List	1266
10.7.4.2	Results	1267
10.7.5	Quarterfinal	1268
10.7.5.1	Start List	1268
10.7.5.2	Results	1269
10.7.6	Heat	1270
10.7.6.1	Start List	1270
10.7.6.2	Results	1271
10.8	Ladies' 1500m	1272
10.8.1	Event Classification	1273
10.8.2	Medallists	1274
10.8.3	Final	1275

10.8.3.1	Start List	1275
10.8.3.2	Results	1276
10.8.4	Semifinal	1277
10.8.4.1	Start List	1277
10.8.4.2	Results	1278
10.8.5	Heat	1279
10.8.5.1	Start List	1279
10.8.5.2	Results	1280
10.9	Ladies' 3000m Relay	1281
10.9.1	Event Classification	1282
10.9.2	Medallists	1283
10.9.3	Final	1284
10.9.3.1	Start List - Relay Participants	1284
10.9.3.2	Results	1285
10.9.4	Semifinal	1286
10.9.4.1	Start List - Relay Participants	1286
10.9.4.2	Results	1287
10.10	Men's 500m	1288
10.10.1	Event Classification	1289
10.10.2	Medallists	1290
10.10.3	Finals	1291
10.10.3.1	Start List	1291
10.10.3.2	Results	1292
10.10.4	Semifinal	1293
10.10.4.1	Start List	1293
10.10.4.2	Results	1294
10.10.5	Quarterfinal	1295
10.10.5.1	Start List	1295
10.10.5.2	Results	1296
10.10.6	Heat	1297
10.10.6.1	Start List	1297
10.10.6.2	Results	1298
10.11	Men's 1000m	1299
10.11.1	Event Classification	1300
10.11.2	Medallists	1301
10.11.3	Final	1302
10.11.3.1	Start List	1302
10.11.3.2	Results	1303
10.11.4	Semifinal	1304
10.11.4.1	Start List	1304

10.11.4.2	Results	1305
10.11.5	Quarterfinal	1306
10.11.5.1	Start List	1306
10.11.5.2	Results	1307
10.11.6	Heat	1308
10.11.6.1	Start List	1308
10.11.6.2	Results	1309
10.12	Men's 1500m	1310
10.12.1	Event Classification	1311
10.12.2	Medallists	1312
10.12.3	Final	1313
10.12.3.1	Start List	1313
10.12.3.2	Results	1314
10.12.4	Semifinal	1315
10.12.4.1	Start List	1315
10.12.4.2	Results	1316
10.12.5	Heat	1317
10.12.5.1	Start List	1317
10.12.5.2	Results	1318
10.13	Men's 5000m Relay	1319
10.13.1	Event Classification	1320
10.13.2	Medallists	1321
10.13.3	Final	1322
10.13.3.1	Start List - Relay Participants	1322
10.13.3.2	Results	1323
10.13.4	Semifinal	1324
10.13.4.1	Start List - Relay Participants	1324
10.13.4.2	Results	1325



Competition Schedule

As of SAT 4 FEB 2017

Date	Start Time	Event
SUN 5 FEB	14:00	Ladies' 1500m - Heats
	14:22	Men's 1500m - Heats
	15:07	Ladies' 1500m - Semifinals
	15:17	Men's 1500m - Semifinals
	15:47	Ladies' 1500m - Finals
	15:58	Men's 1500m - Finals
MON 6 FEB	14:00	Ladies' 500m - Heats
	14:20	Men's 500m - Heats
	14:56	Ladies' 500m - Quarterfinals
	15:08	Men's 500m - Quarterfinals
	15:35	Ladies' 500m - Semifinals
	15:41	Men's 500m - Semifinals
	16:02	Ladies' 500m - Finals
	16:09	Men's 500m - Finals
	17:05	Ladies' 3000m Relay - Semifinals
17:21	Men's 5000m Relay - Semifinals	
TUE 7 FEB	14:00	Ladies' 1000m - Heats
	14:26	Men's 1000m - Heats
	15:09	Ladies' 1000m - Quarterfinals
	15:25	Men's 1000m - Quarterfinals
	15:56	Ladies' 1000m - Semifinals
	16:04	Men's 1000m - Semifinals
	16:27	Ladies' 1000m - Finals
	16:36	Men's 1000m - Finals
	17:35	Ladies' 3000m Relay - Finals
	17:53	Men's 5000m Relay - Finals

Note:
Please check INFO for more details and the latest updates.





Number of Entries by Country

As of SAT 4 FEB 2017

Country	Ladies					Men					Total Competitors
	500m	1000m	1500m	Relay	Competitors	500m	1000m	1500m	Relay	Competitors	
CHN - People's Republic of China	3	3	3	5	6	3	3	3	5	6	12
FRA - France						2	2	2		2	2
ITA - Italy	1	1	1		1	1	1	1		1	2
JPN - Japan	3	3	3	5	5	3	3	3	5	5	10
KAZ - Kazakhstan	3	3	3	5	5	3	3	3	5	5	10
KOR - Republic of Korea	3	3	3	5	5	3	3	3	5	5	10
LAT - Latvia						1	1	1		1	1
MAS - Malaysia						1	1	1		1	1
POL - Poland	3	3	3	4	4	2	2	2		2	6
RUS - Russian Federation	3	3	3	5	5	3	3	3	5	5	10
TUR - Turkey						3	3	3	4	4	4
UKR - Ukraine	3	3	3		3	1	1	1		1	4
USA - United States of America						2	2	2		2	2
Total: 13	22	22	22	29	34	28	28	28	29	40	74



Medallists by Event

As of TUE 7 FEB 2017 at 18:19

After 8 of 8 Events

Event	Date	Medal	Name	Country Code
Men's 500m	MON 6 FEB	GOLD	KIM Do Kyoum	KOR
		SILVER	AZHGALIYEV Abzal	KAZ
		BRONZE	NIKISHA Denis	KAZ
Men's 1000m	TUE 7 FEB	GOLD	LIM Kyoung Won	KOR
		SILVER	PARK Ji Won	KOR
		BRONZE	NIKISHA Denis	KAZ
Men's 1500m	SUN 5 FEB	GOLD	PARK Ji Won	KOR
		SILVER	KIM Do Kyoum	KOR
		BRONZE	ZHUMAGAZIYEV Nurbergen	KAZ
Men's 5000m Relay	TUE 7 FEB	GOLD	CHEN Guang SONG Haochen XU Fu YU Wei ZHANG Hongchao	CHN
		SILVER	DENISOV Artem MIKHASEV Andrey SHASHIN Kirill ZAKHAROV Timur	RUS
		BRONZE	AZHGALIYEV Abzal BEKZHANOV Aidar NIKISHA Denis ZHUMAGAZIYEV Nurbergen	KAZ
Ladies' 500m	MON 6 FEB	GOLD	ZANG Yize	CHN
		SILVER	XU Aili	CHN
		BRONZE	KIM A Lang	KOR
Ladies' 1000m	TUE 7 FEB	GOLD	SON Ha Kyung	KOR
		SILVER	XU Aili	CHN
		BRONZE	NAKANO Ayame	JPN
Ladies' 1500m	SUN 5 FEB	GOLD	SON Ha Kyung	KOR
		SILVER	KIM A Lang	KOR
		BRONZE	KIKUCHI Moemi	JPN



Medallists by Event

As of TUE 7 FEB 2017 at 18:19

Event	Date	Medal	Name	Country Code
Ladies' 3000m Relay	TUE 7 FEB	GOLD	HWANG Hyun Sun KANG Ji Hee KIM A Lang NOH Do Hee SON Ha Kyung	KOR
		SILVER	SUN Xinlin SUN Yingying XU Aili ZANG Yize ZHANG Xiyang	CHN
		BRONZE	KIM Iong A KRESTOVA Anastassiya NAGAY Anita TIKHONOVA Olga ZHANBUSSINOVA Madina	KAZ



Medal Standings

As of TUE 7 FEB 2017 at 18:20

After 8 of 8 Events

Rank	Country	Men				Ladies				Total				Rank by Total
		G	S	B	Tot.	G	S	B	Tot.	G	S	B	Tot.	
1	KOR - Republic of Korea	3	2		5	3	1	1	5	6	3	1	10	1
2	CHN - People's Republic of China	1			1	1	3		4	2	3		5	3
3	KAZ - Kazakhstan		1	4	5			1	1		1	5	6	2
4	RUS - Russian Federation		1		1						1		1	5
5	JPN - Japan							2	2			2	2	4
Total:		4	4	4	12	4	4	4	12	8	8	8	24	

Legend:	=	Equal sign indicates that two or more countries share the same rank by total	B	Bronze	G	Gold	S	Silver
Tot.		Total						



Almaty 2017

28TH WINTER UNIVERSIADE



SHORT TRACK SPEED SKATING

Ladies' 500m



Event Classification

World Record:	42.335	CHRISTIE Elise (GBR)	13 NOV 2016	Salt Lake City (USA)
Universiade Record:	43.573	HAN Yu Tong (CHN)	12 FEB 2015	Granada (ESP)

Group	Rank	Helmet Number	Name	Country Code	Round Results					Best Time
					H	QF	SF	FB	FA	
Finals	1	5	ZANG Yize	CHN	1	1	1		1	0:43.899
	2	4	XU Aili	CHN	2	2	2		2	0:43.976
	3	20	KIM A Lang	KOR	1	1	1		3	0:43.827
	4	9	KIKUCHI Moemi	JPN	2	1	2		4	0:44.299
	5	14	KRESTOVA Anastassiya	KAZ	1	2	3	1		0:44.605
	6	13	KIM long A	KAZ	2	2	3	2		0:44.031
	7	21	NOH Do Hee	KOR	1	1	4	3		0:44.588
	8	23	GAWLICA Oliwia Maria	POL	2	2	4	4		0:45.312
Quarterfinals	9	15	NAGAY Anita	KAZ	1	3				0:46.381
	10	26	WARAKOMSKA Magdalena	POL	3	3				0:44.274
	11	7	TOMBOLATO Federica	ITA	3	3				0:44.844
	12	30	ROZMAKHOVA Daria	RUS	3	3				0:45.816
	13	22	SON Ha Kyung	KOR	1	4				0:44.517
	14	1	SUN Xinlin	CHN	2	4				0:44.450
	15	12	YANAKA Miyu	JPN	2	4				0:45.931
	16	28	MIGUNOVA Anastasiia	RUS	3	PEN				0:45.458
Heats	17	8	HIRAI Ami	JPN	3					0:45.989
	18	33	DOLGOPOLOVA Mariya	UKR	3					0:46.623
	19	35	UZAKOVA Mariia-Mahdalyna	UKR	4					0:45.945
	20	24	GRZADKOWSKA Monika	POL	4					0:46.631
	21	32	ZAKHAROVA Valeriya	RUS	4					0:46.865
	22	34	KROMIDO Yuliia	UKR	4					0:49.248

Note:
The skaters who did not complete the finals will not be eligible for any FISU award.

Legend:	FA	Final A	FB	Final B	H	Heats
	PEN	Penalty	QF	Quarterfinals	SF	Semifinals





Medallists

Medal	Name	Country
GOLD	ZANG Yize	CHN - People's Republic of China
SILVER	XU Aili	CHN - People's Republic of China
BRONZE	KIM A Lang	KOR - Republic of Korea



Start List

World Record:	42.335	CHRISTIE Elise (GBR)	13 NOV 2016	Salt Lake City (USA)
Universiade Record:	43.573	HAN Yu Tong (CHN)	12 FEB 2015	Granada (ESP)

Race Number	Race	Start Position	Helmet Number	Name	Country Code
45	FB	1	13	KIM long A	KAZ
		2	21	NOH Do Hee	KOR
		3	14	KRESTOVA Anastassiya	KAZ
		4	23	GAWLICA Oliwia Maria	POL
46	FA	1	5	ZANG Yize	CHN
		2	4	XU Aili	CHN
		3	20	KIM A Lang	KOR
		4	9	KIKUCHI Moemi	JPN

Legend:	FA	Final A	FB	Final B
----------------	----	---------	----	---------





Almaty 2017
28th WINTER UNIVERSIADE

Baluan Sholak: Short Track
Arena

MON 6 FEB 2017
Start Time 15:35

Short Track
Ladies' 500m
Semifinals



Start List

World Record:	42.335	CHRISTIE Elise (GBR)	13 NOV 2016	Salt Lake City (USA)
Universiade Record:	43.573	HAN Yu Tong (CHN)	12 FEB 2015	Granada (ESP)

Race Number	Race	Start Position	Helmet Number	Name	Country Code
41	SF1	1	20	KIM A Lang	KOR
		2	9	KIKUCHI Moemi	JPN
		3	14	KRESTOVA Anastassiya	KAZ
		4	23	GAWLICA Oliwia Maria	POL
42	SF2	1	4	XU Aili	CHN
		2	5	ZANG Yize	CHN
		3	13	KIM long A	KAZ
		4	21	NOH Do Hee	KOR

Note:
The first and second placed skaters from each race qualify for Final A, the third and fourth placed skaters from each race qualify for Final B.

Legend:
SFn Semifinal 1-n





Results

World Record:	42.335	CHRISTIE Elise (GBR)	13 NOV 2016	Salt Lake City (USA)
Universiade Record:	43.573	HAN Yu Tong (CHN)	12 FEB 2015	Granada (ESP)

Race Number	Race	Rank	Helmet Number	Name	Country Code	Result	Qual.	Record
41	SF1	1	20	KIM A Lang	KOR	0:44.398	QA	
		2	9	KIKUCHI Moemi	JPN	0:44.467	QA	
		3	14	KRESTOVA Anastassiya	KAZ	0:44.605	QB	
		4	23	GAWLICA Oliwia Maria	POL	0:46.058	QB	
42	SF2	1	5	ZANG Yize	CHN	0:43.899	QA	
		2	4	XU Aili	CHN	0:43.976	QA	
		3	13	KIM long A	KAZ	0:44.031	QB	
		4	21	NOH Do Hee	KOR	0:44.588	QB	

Note:

The first and second placed skaters from each race qualify for Final A, the third and fourth placed skaters from each race qualify for Final B. Please note that only one Universiade record can be presented in a single round, even if a pre-existing result is surpassed more than once in the same round.

Legend:

QA	Qualified for final A	QB	Qualified for final B	Qual.	Qualification code
SFn	Semifinal 1-n				



Almaty 2017
28th WINTER UNIVERSIADE

**Baluan Sholak: Short Track
Arena**

MON 6 FEB 2017
Start Time 14:56

**Short Track
Ladies' 500m
Quarterfinals**



Start List

World Record:	42.335	CHRISTIE Elise (GBR)	13 NOV 2016	Salt Lake City (USA)
Universiade Record:	43.573	HAN Yu Tong (CHN)	12 FEB 2015	Granada (ESP)

Race Number	Race	Start Position	Helmet Number	Name	Country Code
33	QF1	1	22	SON Ha Kyung	KOR
		2	9	KIKUCHI Moemi	JPN
		3	13	KIM In-g A	KAZ
		4	30	ROZMAKHOVA Daria	RUS
34	QF2	1	21	NOH Do Hee	KOR
		2	14	KRESTOVA Anastassiya	KAZ
		3	7	TOMBOLATO Federica	ITA
		4	12	YANAKA Miyu	JPN
35	QF3	1	20	KIM A Lang	KOR
		2	4	XU Aili	CHN
		3	1	SUN Xinlin	CHN
		4	26	WARAKOMSKA Magdalena	POL
36	QF4	1	5	ZANG Yize	CHN
		2	28	MIGUNOVA Anastasiia	RUS
		3	23	GAWLICA Oliwia Maria	POL
		4	15	NAGAY Anita	KAZ

Note:
The first and second placed skaters from each race qualify for Semifinals.

Legend:
QFn Quarterfinal 1-n





Results

World Record:	42.335	CHRISTIE Elise (GBR)	13 NOV 2016	Salt Lake City (USA)
Universiade Record:	43.573	HAN Yu Tong (CHN)	12 FEB 2015	Granada (ESP)

Race Number	Race	Rank	Helmet Number	Name	Country Code	Result	Qual.	Record
33	QF1	1	9	KIKUCHI Moemi	JPN	0:44.532	Q	
		2	13	KIM long A	KAZ	0:44.715	Q	
		3	30	ROZMAKHOVA Daria	RUS	0:46.197		
		4	22	SON Ha Kyung	KOR	No time		
34	QF2	1	21	NOH Do Hee	KOR	0:45.646	Q	
		2	14	KRESTOVA Anastassiya	KAZ	0:45.797	Q	
		3	7	TOMBOLATO Federica	ITA	0:45.859		
		4	12	YANAKA Miyu	JPN	0:45.931		
35	QF3	1	20	KIM A Lang	KOR	0:43.827	Q	
		2	4	XU Aili	CHN	0:44.262	Q	
		3	26	WARAKOMSKA Magdalena	POL	0:44.274		
		4	1	SUN Xinlin	CHN	0:44.450		
36	QF4	1	5	ZANG Yize	CHN	0:44.288	Q	
		2	23	GAWLICA Oliwia Maria	POL	0:46.122	Q	
		3	15	NAGAY Anita	KAZ	0:54.285		
			28	MIGUNOVA Anastasiia	RUS	PEN		

Note:

The first and second placed skaters from each race qualify for Semifinals.

Please note that only one Universiade record can be presented in a single round, even if a pre-existing result is surpassed more than once in the same round.

Legend:

Qual.	Qualification code	Q	Qualified	QFn	Quarterfinal 1-n
--------------	--------------------	----------	-----------	------------	------------------



Start List

World Record:	42.335	CHRISTIE Elise (GBR)	13 NOV 2016	Salt Lake City (USA)
Universiade Record:	43.573	HAN Yu Tong (CHN)	12 FEB 2015	Granada (ESP)

Race Number	Race	Start Position	Helmet Number	Name	Country Code
20	H1	1	24	GRZADKOWSKA Monika	POL
		2	5	ZANG Yize	CHN
		3	13	KIM Ingh A	KAZ
		4	8	HIRAI Ami	JPN
21	H2	1	14	KRESTOVA Anastassiya	KAZ
		2	23	GAWLICA Oliwia Maria	POL
		3	30	ROZMAKHOVA Daria	RUS
		4	35	UZAKOVA Mariia-Mahdalyna	UKR
22	H3	1	9	KIKUCHI Moemi	JPN
		2	20	KIM A Lang	KOR
		3	34	KROMIDO Yuliia	UKR
		4	7	TOMBOLATO Federica	ITA
23	H4	1	22	SON Ha Kyung	KOR
		2	1	SUN Xinlin	CHN
		3	26	WARAKOMSKA Magdalena	POL
24	H5	1	4	XU Aili	CHN
		2	21	NOH Do Hee	KOR
		3	28	MIGUNOVA Anastasiia	RUS
25	H6	1	15	NAGAY Anita	KAZ
		2	33	DOLGOPOLOVA Mariya	UKR
		3	12	YANAKA Miyu	JPN
		4	32	ZAKHAROVA Valeriya	RUS

Note:
The first and second placed skaters from each race and the four fastest third place skaters qualify for Quarterfinals.

Legend:
Hn Heat 1-n





Results

World Record:	42.335	CHRISTIE Elise (GBR)	13 NOV 2016	Salt Lake City (USA)
Universiade Record:	43.573	HAN Yu Tong (CHN)	12 FEB 2015	Granada (ESP)

Race Number	Race	Rank	Helmet Number	Name	Country Code	Result	Qual.	Record
20	H1	1	5	ZANG Yize	CHN	0:44.635	Q	
		2	13	KIM long A	KAZ	0:45.526	Q	
		3	8	HIRAI Ami	JPN	0:45.989		
		4	24	GRZADKOWSKA Monika	POL	0:46.631		
21	H2	1	14	KRESTOVA Anastassiya	KAZ	0:44.789	Q	
		2	23	GAWLICA Oliwia Maria	POL	0:45.754	Q	
		3	30	ROZMAKHOVA Daria	RUS	0:45.816	q	
		4	35	UZAKOVA Mariia-Mahdalyna	UKR	0:45.945		
22	H3	1	20	KIM A Lang	KOR	0:44.426	Q	
		2	9	KIKUCHI Moemi	JPN	0:44.540	Q	
		3	7	TOMBOLATO Federica	ITA	0:44.844	q	
		4	34	KROMIDO Yuliia	UKR	0:49.248		
23	H4	1	22	SON Ha Kyung	KOR	0:44.517	Q	
		2	1	SUN Xinlin	CHN	0:45.495	Q	
		3	26	WARAKOMSKA Magdalena	POL	0:45.854	q	
24	H5	1	21	NOH Do Hee	KOR	0:44.786	Q	
		2	4	XU Aili	CHN	0:44.791	Q	
		3	28	MIGUNOVA Anastasiia	RUS	0:45.458	q	
25	H6	1	15	NAGAY Anita	KAZ	0:46.381	Q	
		2	12	YANAKA Miyu	JPN	0:46.468	Q	
		3	33	DOLGOPOLOVA Mariya	UKR	0:46.623		
		4	32	ZAKHAROVA Valeriya	RUS	0:46.865		

Note:

The first and second placed skaters from each race and the four fastest third place skaters qualify for Quarterfinals. Please note that only one Universiade record can be presented in a single round, even if a pre-existing result is surpassed more than once in the same round.

Legend:

Hn Heat 1-n
q Qualified as a fastest third place skater
Q Qualified
Qual. Qualification code



Almaty 2017

28TH WINTER UNIVERSIADE



SHORT TRACK SPEED SKATING

Ladies' 1000m



Event Classification

World Record:	1:26.661	SHIM Suk Hee (KOR)	21 OCT 2012	Calgary (CAN)
Universiade Record:	1:30.862	TAO Jiaying (CHN)	20 DEC 2013	Trentino (ITA)

Group	Rank	Helmet Number	Name	Country Code	Round Results					Best Time	
					H	QF	SF	FB	FA		
Finals	1	22	SON Ha Kyung	KOR	1	1	2		1	1:32.608	
	2	4	XU Aili	CHN	1	1	1		2	1:32.501	
	3	11	NAKANO Ayame	JPN	3	1	2		3	1:35.503	
	4	20	KIM A Lang	KOR	1	1	1		4	1:31.732	
	5	2	SUN Yingying	CHN	2	2	3	1		1:33.114	
	6	14	KRESTOVA Anastassiya	KAZ	2	3	4	2		1:33.558	
	7	23	GAWLICA Oliwia Maria	POL	3	2	3	3		1:37.409	
	8	26	WARAKOMSKA Magdalena	POL	1	3	4		PEN	1:33.380	
Semifinals	9	9	KIKUCHI Moemi	JPN	2	2	5			1:32.075	
	10	21	NOH Do Hee	KOR	1	2	PEN			1:36.734	
Quarterfinals	11	7	TOMBOLATO Federica	ITA	1	3				1:35.471	
	12	17	ZHANBUSSINOVA Madina	KAZ	2	3				1:37.456	
	13	30	ROZMAKHOVA Daria	RUS	3	4				1:34.201	
	14	12	YANAKA Miyu	JPN	3	4				1:34.981	
	15	5	ZANG Yize	CHN	2	PEN				1:34.220	
	16	13	KIM long A	KAZ	2	PEN				1:35.691	
	Heats	17	35	UZAKOVA Mariia-Mahdalyna	UKR	3					1:38.657
		18	34	KROMIDO Yuliia	UKR	3					1:41.898
19		24	GRZADKOWSKA Monika	POL	4					1:34.245	
20		29	RIABOVA Ekaterina	RUS	4					1:38.130	
21		33	DOLGOPOLOVA Mariya	UKR	4					1:38.261	
22		32	ZAKHAROVA Valeriya	RUS	4					1:40.874	

Note:
The skaters who did not complete the finals will not be eligible for any FISU award.

Legend:					
FA	Final A	FB	Final B	H	Heats
PEN	Penalty	QF	Quarterfinals	SF	Semifinals





Medallists

Medal	Name	Country
GOLD	SON Ha Kyung	KOR - Republic of Korea
SILVER	XU Aili	CHN - People's Republic of China
BRONZE	NAKANO Ayame	JPN - Japan



Almaty 2017
28th WINTER UNIVERSIADE

Baluan Sholak: Short Track
Arena

TUE 7 FEB 2017
Start Time 16:27

Short Track
Ladies' 1000m
Finals



Start List

World Record:	1:26.661	SHIM Suk Hee (KOR)	21 OCT 2012	Calgary (CAN)
Universiade Record:	1:30.862	TAO Jiaying (CHN)	20 DEC 2013	Trentino (ITA)

Race Number	Race	Start Position	Helmet Number	Name	Country Code
78	FB	1	2	SUN Yingying	CHN
		2	14	KRESTOVA Anastassiya	KAZ
		3	23	GAWLICA Oliwia Maria	POL
79	FA	1	4	XU Aili	CHN
		2	22	SON Ha Kyung	KOR
		3	20	KIM A Lang	KOR
		4	11	NAKANO Ayame	JPN
		5	26	WARAKOMSKA Magdalena	POL

Legend:	FA	Final A	FB	Final B
----------------	----	---------	----	---------





Start List

World Record:	1:26.661	SHIM Suk Hee (KOR)	21 OCT 2012	Calgary (CAN)
Universiade Record:	1:30.862	TAO Jiaying (CHN)	20 DEC 2013	Trentino (ITA)

Race Number	Race	Start Position	Helmet Number	Name	Country Code
74	SF1	1	20	KIM A Lang	KOR
		2	21	NOH Do Hee	KOR
		3	23	GAWLICA Oliwia Maria	POL
		4	11	NAKANO Ayame	JPN
		5	26	WARAKOMSKA Magdalena	POL
75	SF2	1	22	SON Ha Kyung	KOR
		2	2	SUN Yingying	CHN
		3	4	XU Aili	CHN
		4	14	KRESTOVA Anastassiya	KAZ
		5	9	KIKUCHI Moemi	JPN

Note:
The first and second placed skaters from each race qualify for Final A, the third and fourth placed skaters from each race qualify for Final B.

Legend:
SF_n Semifinal 1-n





Results

World Record:	1:26.661	SHIM Suk Hee (KOR)	21 OCT 2012	Calgary (CAN)
Universiade Record:	1:30.862	TAO Jiaying (CHN)	20 DEC 2013	Trentino (ITA)

Race Number	Race	Rank	Helmet Number	Name	Country Code	Result	Qual.	Record
74	SF1	1	20	KIM A Lang	KOR	1:35.465	QA	
		2	11	NAKANO Ayame	JPN	1:36.496	QA	
		3	23	GAWLICA Oliwia Maria	POL	1:37.464	QB	
		4	26	WARAKOMSKA Magdalena	POL	2:11.834	ADVA	
			21	NOH Do Hee	KOR		PEN	
75	SF2	1	4	XU Aili	CHN	1:32.501	QA	
		2	22	SON Ha Kyung	KOR	1:32.608	QA	
		3	2	SUN Yingying	CHN	1:33.114	QB	
		4	14	KRESTOVA Anastassiya	KAZ	1:33.705	QB	
		5	9	KIKUCHI Moemi	JPN	1:33.707		

Note:
The first and second placed skaters from each race qualify for Final A, the third and fourth placed skaters from each race qualify for Final B. Please note that only one Universiade record can be presented in a single round, even if a pre-existing result is surpassed more than once in the same round.

Legend:					
ADVA	Advanced to final A			QA	Qualified for final A
QB	Qualified for final B	Qual.	Qualification code	SFn	Semifinal 1-n





Start List

World Record:	1:26.661	SHIM Suk Hee (KOR)	21 OCT 2012	Calgary (CAN)
Universiade Record:	1:30.862	TAO Jiaying (CHN)	20 DEC 2013	Trentino (ITA)

Race Number	Race	Start Position	Helmet Number	Name	Country Code
66	QF1	1	20	KIM A Lang	KOR
		2	14	KRESTOVA Anastassiya	KAZ
		3	5	ZANG Yize	CHN
		4	23	GAWLICA Oliwia Maria	POL
67	QF2	1	30	ROZMAKHOVA Daria	RUS
		2	4	XU Aili	CHN
		3	21	NOH Do Hee	KOR
		4	17	ZHANBUSSINOVA Madina	KAZ
68	QF3	1	9	KIKUCHI Moemi	JPN
		2	26	WARAKOMSKA Magdalena	POL
		3	11	NAKANO Ayame	JPN
		4	13	KIM Ingh A	KAZ
69	QF4	1	22	SON Ha Kyung	KOR
		2	12	YANAKA Miyu	JPN
		3	2	SUN Yingying	CHN
		4	7	TOMBOLATO Federica	ITA

Note:
The first and second placed skaters from each race qualify for Semifinals.

Legend:
QFn Quarterfinal 1-n





Results

World Record:	1:26.661	SHIM Suk Hee (KOR)	21 OCT 2012	Calgary (CAN)
Universiade Record:	1:30.862	TAO Jiaying (CHN)	20 DEC 2013	Trentino (ITA)

Race Number	Race	Rank	Helmet Number	Name	Country Code	Result	Qual.	Record
66	QF1	1	20	KIM A Lang	KOR	1:35.042	Q	
		2	23	GAWLICA Oliwia Maria	POL	1:37.638	Q	
		3	14	KRESTOVA Anastassiya	KAZ	1:45.098	ADV	
			5	ZANG Yize	CHN	PEN		
67	QF2	1	4	XU Aili	CHN	1:37.089	Q	
		2	21	NOH Do Hee	KOR	1:37.251	Q	
		3	17	ZHANBUSSINOVA Madina	KAZ	1:38.220		
		4	30	ROZMAKHOVA Daria	RUS	1:38.320		
68	QF3	1	11	NAKANO Ayame	JPN	1:38.310	Q	
		2	9	KIKUCHI Moemi	JPN	1:46.585	Q	
		3	26	WARAKOMSKA Magdalena	POL	No time	ADV	
		13	KIM long A	KAZ	PEN			
69	QF4	1	22	SON Ha Kyung	KOR	1:34.687	Q	
		2	2	SUN Yingying	CHN	1:35.364	Q	
		3	7	TOMBOLATO Federica	ITA	1:35.471		
		4	12	YANAKA Miyu	JPN	1:38.530		

Note:

The first and second placed skaters from each race qualify for Semifinals.

Please note that only one Universiade record can be presented in a single round, even if a pre-existing result is surpassed more than once in the same round.

Legend:

ADV	Advanced	Q	Qualified
QFn	Quarterfinal 1-n	Qual.	Qualification code



Start List

World Record:	1:26.661	SHIM Suk Hee (KOR)	21 OCT 2012	Calgary (CAN)
Universiade Record:	1:30.862	TAO Jiaying (CHN)	20 DEC 2013	Trentino (ITA)

Race Number	Race	Start Position	Helmet Number	Name	Country Code
53	H1	1	33	DOLGOPOLOVA Mariya	UKR
		2	12	YANAKA Miyu	JPN
		3	14	KRESTOVA Anastassiya	KAZ
		4	26	WARAKOMSKA Magdalena	POL
54	H2	1	34	KROMIDO Yuliia	UKR
		2	2	SUN Yingying	CHN
		3	21	NOH Do Hee	KOR
55	H3	1	11	NAKANO Ayame	JPN
		2	5	ZANG Yize	CHN
		3	22	SON Ha Kyung	KOR
56	H4	1	17	ZHANBUSSINOVA Madina	KAZ
		2	7	TOMBOLATO Federica	ITA
		3	35	UZAKOVA Mariia-Mahdalyna	UKR
		4	32	ZAKHAROVA Valeriya	RUS
57	H5	1	20	KIM A Lang	KOR
		2	9	KIKUCHI Moemi	JPN
		3	30	ROZMAKHOVA Daria	RUS
		4	24	GRZADKOWSKA Monika	POL
58	H6	1	13	KIM Ingh A	KAZ
		2	23	GAWLICA Oliwia Maria	POL
		3	29	RIABOVA Ekaterina	RUS
		4	4	XU Aili	CHN

Note:
The first and second placed skaters from each race and the four fastest third place skaters qualify for Quarterfinals.

Legend:
Hn Heat 1-n





Results

World Record:	1:26.661	SHIM Suk Hee (KOR)	21 OCT 2012	Calgary (CAN)
Universiade Record:	1:30.862	TAO Jiaying (CHN)	20 DEC 2013	Trentino (ITA)

Race Number	Race	Rank	Helmet Number	Name	Country Code	Result	Qual.	Record
53	H1	1	26	WARAKOMSKA Magdalena	POL	1:33.380	Q	
		2	14	KRESTOVA Anastassiya	KAZ	1:33.558	Q	
		3	12	YANAKA Miyu	JPN	1:34.981	q	
		4	33	DOLGOPOLOVA Mariya	UKR	1:38.261		
54	H2	1	21	NOH Do Hee	KOR	1:36.734	Q	
		2	2	SUN Yingying	CHN	1:36.839	Q	
		3	34	KROMIDO Yuliia	UKR	1:41.898		
55	H3	1	22	SON Ha Kyung	KOR	1:33.449	Q	
		2	5	ZANG Yize	CHN	1:34.220	Q	
		3	11	NAKANO Ayame	JPN	1:35.503	q	
56	H4	1	7	TOMBOLATO Federica	ITA	1:36.980	Q	
		2	17	ZHANBUSSINOVA Madina	KAZ	1:37.456	Q	
		3	35	UZAKOVA Mariia-Mahdalyna	UKR	1:38.657		
		4	32	ZAKHAROVA Valeriya	RUS	1:40.874		
57	H5	1	20	KIM A Lang	KOR	1:31.732	Q	
		2	9	KIKUCHI Moemi	JPN	1:32.075	Q	
		3	30	ROZMAKHOVA Daria	RUS	1:34.201	q	
		4	24	GRZADKOWSKA Monika	POL	1:34.245		
58	H6	1	4	XU Aili	CHN	1:35.167	Q	
		2	13	KIM long A	KAZ	1:35.691	Q	
		3	23	GAWLICA Oliwia Maria	POL	1:37.409	q	
		4	29	RIABOVA Ekaterina	RUS	1:38.130		

Note:

The first and second placed skaters from each race and the four fastest third place skaters qualify for Quarterfinals. Please note that only one Universiade record can be presented in a single round, even if a pre-existing result is surpassed more than once in the same round.

Legend:

Hn	Heat 1-n	q	Qualified as a fastest third place skater	Q	Qualified
Qual.	Qualification code				



Almaty 2017

28TH WINTER UNIVERSIADE



SHORT TRACK SPEED SKATING

Ladies' 1500m



Event Classification

World Record:	2:14.354	CHOI Min Jeong (KOR)	12 NOV 2016	Salt Lake City (USA)
Universiade Record:	2:22.249	CHOI Eun-Kyung (KOR)	19 JAN 2005	Innsbruck (AUT)

Group	Rank	Helmet Number	Name	Country Code	Round Results				Best Time
					H	SF	FB	FA	
Finals	1	22	SON Ha Kyung	KOR	1	1		1	2:30.758
	2	20	KIM A Lang	KOR	1	2		2	2:30.789
	3	9	KIKUCHI Moemi	JPN	1	2		3	2:27.507
	4	13	KIM long A	KAZ	2	3		4	2:27.568
	5	5	ZANG Yize	CHN	2	3		5	2:30.806
	6	6	ZHANG Xiyang	CHN	2	4	1		2:23.042
	7	26	WARAKOMSKA Magdalena	POL	3	5	2		2:23.239
	8	8	HIRAI Ami	JPN	3	5	3		2:25.927
	9	17	ZHANBUSSINOVA Madina	KAZ	3	6	4		2:25.934
	10	28	MIGUNOVA Anastasiia	RUS	3	6	5		2:26.699
	11	16	TIKHONOVA Olga	KAZ	2	4	6		2:28.729
	12	21	NOH Do Hee	KOR	1	1		PEN	2:27.128
Heats	13	34	KROMIDO Yuliia	UKR	4				2:30.327
	14	7	TOMBOLATO Federica	ITA	4				2:33.450
	15	30	ROZMAKHOVA Daria	RUS	4				2:40.763
	16	35	UZAKOVA Mariia-Mahdalyna	UKR	4				2:43.471
	17	10	MATSUSHIMA Joannayoko	JPN	5				2:33.594
	18	3	WANG Siyu	CHN	5				2:39.972
	19	23	GAWLICA Oliwia Maria	POL	5				2:41.231
	20	31	SELDIMIROVA Anna	RUS	5				
	21	33	DOLGOPOLOVA Mariya	UKR	6				2:43.910
		24	GRZADKOWSKA Monika	POL	PEN				

Note:
The skaters who did not complete the finals will not be eligible for any FISU award.

Legend:	FA	Final A	FB	Final B	H	Heats
	PEN	Penalty	SF	Semifinals		





Medallists

Medal	Name	Country
GOLD	SON Ha Kyung	KOR - Republic of Korea
SILVER	KIM A Lang	KOR - Republic of Korea
BRONZE	KIKUCHI Moemi	JPN - Japan



Start List

World Record:	2:14.354	CHOI Min Jeong (KOR)	12 NOV 2016	Salt Lake City (USA)
Universiade Record:	2:22.249	CHOI Eun-Kyung (KOR)	19 JAN 2005	Innsbruck (AUT)

Race Number	Race	Start Position	Helmet Number	Name	Country Code
16	FB	1	16	TIKHONOVA Olga	KAZ
		2	8	HIRAI Ami	JPN
		3	28	MIGUNOVA Anastasiia	RUS
		4	6	ZHANG Xiyang	CHN
		5	26	WARAKOMSKA Magdalena	POL
		6	17	ZHANBUSSINOVA Madina	KAZ
17	FA	1	21	NOH Do Hee	KOR
		2	9	KIKUCHI Moemi	JPN
		3	13	KIM Ingh A	KAZ
		4	22	SON Ha Kyung	KOR
		5	20	KIM A Lang	KOR
		6	5	ZANG Yize	CHN

Legend:	FA	Final A	FB	Final B
----------------	----	---------	----	---------





Start List

World Record:	2:14.354	CHOI Min Jeong (KOR)	12 NOV 2016	Salt Lake City (USA)
Universiade Record:	2:22.249	CHOI Eun-Kyung (KOR)	19 JAN 2005	Innsbruck (AUT)

Race Number	Race	Start Position	Helmet Number	Name	Country Code
11	SF1	1	9	KIKUCHI Moemi	JPN
		2	16	TIKHONOVA Olga	KAZ
		3	28	MIGUNOVA Anastasiia	RUS
		4	21	NOH Do Hee	KOR
		5	13	KIM Ingh A	KAZ
		6	8	HIRAI Ami	JPN
12	SF2	1	22	SON Ha Kyung	KOR
		2	5	ZANG Yize	CHN
		3	26	WARAKOMSKA Magdalena	POL
		4	20	KIM A Lang	KOR
		5	6	ZHANG Xiyang	CHN
		6	17	ZHANBUSSINOVA Madina	KAZ

Note:
The first, second and third placed skaters from each race qualify for Final A, the fourth, fifth and sixth placed skaters from each race qualify for Final B.

Legend:
SF_n Semifinal 1-n





Results

World Record:	2:14.354	CHOI Min Jeong (KOR)	12 NOV 2016	Salt Lake City (USA)
Universiade Record:	2:22.249	CHOI Eun-Kyung (KOR)	19 JAN 2005	Innsbruck (AUT)

Race Number	Race	Rank	Helmet Number	Name	Country Code	Result	Qual.	Record
11	SF1	1	21	NOH Do Hee	KOR	2:27.128	QA	
		2	9	KIKUCHI Moemi	JPN	2:27.507	QA	
		3	13	KIM Ingh A	KAZ	2:27.568	QA	
		4	16	TIKHONOVA Olga	KAZ	2:28.729	QB	
		5	8	HIRAI Ami	JPN	2:29.363	QB	
		6	28	MIGUNOVA Anastasiia	RUS	2:29.466	QB	
12	SF2	1	22	SON Ha Kyung	KOR	2:30.758	QA	
		2	20	KIM A Lang	KOR	2:30.789	QA	
		3	5	ZANG Yize	CHN	2:30.806	QA	
		4	6	ZHANG Xiyang	CHN	2:31.715	QB	
		5	26	WARAKOMSKA Magdalena	POL	2:32.028	QB	
		6	17	ZHANBUSSINOVA Madina	KAZ	2:33.543	QB	

Note:
The first, second and third placed skaters from each race qualify for Final A, the fourth, fifth and sixth placed skaters from each race qualify for Final B. Please note that only one Universiade record can be presented in a single round, even if a pre-existing result is surpassed more than once in the same round.

Legend:				
QA	Qualified for final A	QB	Qualified for final B	Qual. Qualification code
SFn	Semifinal 1-n			





Start List

World Record:	2:14.354	CHOI Min Jeong (KOR)	12 NOV 2016	Salt Lake City (USA)
Universiade Record:	2:22.249	CHOI Eun-Kyung (KOR)	19 JAN 2005	Innsbruck (AUT)

Race Number	Race	Start Position	Helmet Number	Name	Country Code
1	H1	1	23	GAWLICA Oliwia Maria	POL
		2	30	ROZMAKHOVA Daria	RUS
		3	17	ZHANBUSSINOVA Madina	KAZ
		4	20	KIM A Lang	KOR
		5	33	DOLGOPOLOVA Mariya	UKR
		6	6	ZHANG Xiyang	CHN
2	H2	1	21	NOH Do Hee	KOR
		2	8	HIRAI Ami	JPN
		3	35	UZAKOVA Mariia-Mahdalyna	UKR
		4	31	SELDIMIROVA Anna	RUS
		5	13	KIM Ingh A	KAZ
3	H3	1	26	WARAKOMSKA Magdalena	POL
		2	7	TOMBOLATO Federica	ITA
		3	5	ZANG Yize	CHN
		4	10	MATSUSHIMA Joannayoko	JPN
		5	22	SON Ha Kyung	KOR
4	H4	1	16	TIKHONOVA Olga	KAZ
		2	34	KROMIDO Yuliia	UKR
		3	28	MIGUNOVA Anastasiia	RUS
		4	24	GRZADKOWSKA Monika	POL
		5	3	WANG Siyu	CHN
		6	9	KIKUCHI Moemi	JPN

Note:
The first, second and third placed skaters from each race qualify for Semifinals.

Legend:
Hn Heat 1-n





Results

World Record:	2:14.354	CHOI Min Jeong (KOR)	12 NOV 2016	Salt Lake City (USA)
Universiade Record:	2:22.249	CHOI Eun-Kyung (KOR)	19 JAN 2005	Innsbruck (AUT)

Race Number	Race	Rank	Helmet Number	Name	Country Code	Result	Qual.	Record
1	H1	1	20	KIM A Lang	KOR	2:38.977	Q	
		2	6	ZHANG Xiyang	CHN	2:39.224	Q	
		3	17	ZHANBUSSINOVA Madina	KAZ	2:40.539	Q	
		4	30	ROZMAKHOVA Daria	RUS	2:40.763		
		5	23	GAWLICA Oliwia Maria	POL	2:41.231		
		6	33	DOLGOPOLOVA Mariya	UKR	2:43.910		
2	H2	1	21	NOH Do Hee	KOR	2:42.503	Q	
		2	13	KIM Jong A	KAZ	2:42.809	Q	
		3	8	HIRAI Ami	JPN	2:43.165	Q	
		4	35	UZAKOVA Mariia-Mahdalyna	UKR	2:43.471		
		5	31	SELDIMIROVA Anna	RUS	No time		
3	H3	1	22	SON Ha Kyung	KOR	2:32.615	Q	
		2	5	ZANG Yize	CHN	2:32.906	Q	
		3	26	WARAKOMSKA Magdalena	POL	2:33.370	Q	
		4	7	TOMBOLATO Federica	ITA	2:33.450		
		5	10	MATSUSHIMA Joannayoko	JPN	2:33.594		
4	H4	1	9	KIKUCHI Moemi	JPN	2:28.124	Q	
		2	16	TIKHONOVA Olga	KAZ	2:29.594	Q	
		3	28	MIGUNOVA Anastasiia	RUS	2:30.326	Q	
		4	34	KROMIDO Yuliia	UKR	2:30.327		
		5	3	WANG Siyu	CHN	2:39.972		
			24	GRZADKOWSKA Monika	POL	PEN		

Note:
The first, second and third placed skaters from each race qualify for Semifinals.
Please note that only one Universiade record can be presented in a single round, even if a pre-existing result is surpassed more than once in the same round.

Legend:			
Hn	Heat 1-n	Q	Qualified
Qual.	Qualification code		



Almaty 2017

28TH WINTER UNIVERSIADE



SHORT TRACK SPEED SKATING

Ladies' 3000m Relay



Event Classification

World Record:	4:04.222	KOR - Republic Of Korea	12 NOV 2016	Salt Lake City (USA)
Universiade Record:	4:13.353	HUN - Hungary	19 DEC 2013	Trentino (ITA)

Group	Rank	Team	Round Results			Best Time
			SF	FB	FA	
Finals	1	KOR - REPUBLIC OF KOREA	1		1	4:13.630
	18	HWANG Hyun Sun (KOR)	-	-	X	
	19	KANG Ji Hee (KOR)	X	-	-	
	20	KIM A Lang (KOR)	X	-	X	
	21	NOH Do Hee (KOR)	X	-	X	
	22	SON Ha Kyung (KOR)	X	-	X	
	2	CHN - PEOPLE'S REPUBLIC OF CHINA	1		2	4:13.808
	1	SUN Xinlin (CHN)	X	-	-	
	2	SUN Yingying (CHN)	-	-	X	
	4	XU Aili (CHN)	X	-	X	
	5	ZANG Yize (CHN)	X	-	X	
	6	ZHANG Xiyang (CHN)	X	-	X	
	3	KAZ - KAZAKHSTAN	2		3	4:18.369
	13	KIM long A (KAZ)	X	-	X	
	14	KRESTOVA Anastassiya (KAZ)	X	-	X	
	15	NAGAY Anita (KAZ)	-	-	X	
	16	TIKHONOVA Olga (KAZ)	X	-	-	
	17	ZHANBUSSINOVA Madina (KAZ)	X	-	X	
	4	JPN - JAPAN	2		4	4:17.554
	8	HIRAI Ami (JPN)	X	-	X	
	9	KIKUCHI Moemi (JPN)	X	-	X	
	10	MATSUSHIMA Joannayoko (JPN)	X	-	X	
	11	NAKANO Ayame (JPN)	X	-	-	
	12	YANAKA Miyu (JPN)	-	-	X	
	5	POL - POLAND	3	1		4:24.526
	23	GAWLICA Oliwia Maria (POL)	X	X	-	
	24	GRZADKOWSKA Monika (POL)	X	X	-	
	25	IWACH Katarzyna Helena (POL)	X	X	-	
	26	WARAKOMSKA Magdalena (POL)	X	X	-	
	6	RUS - RUSSIAN FEDERATION	3	2		4:24.825
	28	MIGUNOVA Anastasiia (RUS)	X	X	-	
	29	RIABOVA Ekaterina (RUS)	X	X	-	
30	ROZMAKHOVA Daria (RUS)	X	X	-		
31	SELDIMIROVA Anna (RUS)	-	X	-		
32	ZAKHAROVA Valeriya (RUS)	X	-	-		

Note:
The teams who did not complete the finals will not be eligible for any IOC award.

Legend:					
-	Did not Participate in the Round	FA	Final A	FB	Final B
SF	Semifinals	X	Participated in the Round		





Medallists

Medal	Country	Name
GOLD	KOR - Republic of Korea	HWANG Hyun Sun KANG Ji Hee KIM A Lang NOH Do Hee SON Ha Kyung
SILVER	CHN - People's Republic of China	SUN Xinlin SUN Yingying XU Aili ZANG Yize ZHANG Xiyang
BRONZE	KAZ - Kazakhstan	KIM long A KRESTOVA Anastassiya NAGAY Anita TIKHONOVA Olga ZHANBUSSINOVA Madina



Start List - Relay Participants

World Record:	4:04.222	KOR - Republic Of Korea	12 NOV 2016	Salt Lake City (USA)
Universiade Record:	4:13.353	HUN - Hungary	19 DEC 2013	Trentino (ITA)

Race Number	Race	Start Position	Team	
82	FB	1	POL - POLAND	
			23 GAWLICA Oliwia Maria	
		2	24 GRZADKOWSKA Monika	
			25 IWACH Katarzyna Helena	
		3	26 WARAKOMSKA Magdalena	
			28 MIGUNOVA Anastasiia	
		4	29 RIABOVA Ekaterina	
			30 ROZMAKHOVA Daria	
		5	31 SELDIMIROVA Anna	
			32	
83	FA	1	KOR - REPUBLIC OF KOREA	
			18 HWANG Hyun Sun	
		2	20 KIM A Lang	
			21 NOH Do Hee	
		3	22 SON Ha Kyung	
			23	
		4	CHN - PEOPLE'S REPUBLIC OF CHINA	
			2 SUN Yingying	
			4 XU Aili	
			5 ZANG Yize	
		5	6 ZHANG Xiyang	
			7	
			6	JPN - JAPAN
				8 HIRAI Ami
		9 KIKUCHI Moemi		
		7	10 MATSUSHIMA Joannayoko	
12 YANAKA Miyu				
8	KAZ - KAZAKHSTAN			
	13 KIM long A			
	14 KRESTOVA Anastassiya			
	15 NAGAY Anita			
9	17 ZHANBUSSINOVA Madina			
	18			

Legend:	FA	Final A	FB	Final B
----------------	----	---------	----	---------





Results

World Record:	4:04.222	KOR - Republic Of Korea	12 NOV 2016	Salt Lake City (USA)
Universiade Record:	4:13.353	HUN - Hungary	19 DEC 2013	Trentino (ITA)

Race Number	Race	Rank	Team	Result	Record
83	FA	1	KOR - REPUBLIC OF KOREA	4:13.630	
			18 HWANG Hyun Sun		
			20 KIM A Lang		
			21 NOH Do Hee		
			22 SON Ha Kyung		
		2	CHN - PEOPLE'S REPUBLIC OF CHINA	4:13.808	
			2 SUN Yingying		
			4 XU Aili		
			5 ZANG Yize		
			6 ZHANG Xiyang		
		3	KAZ - KAZAKHSTAN	4:18.369	
			13 KIM long A		
	14 KRESTOVA Anastassiya				
	15 NAGAY Anita				
	17 ZHANBUSSINOVA Madina				
82	FB	1	JPN - JAPAN	4:18.517	
			8 HIRAI Ami		
			9 KIKUCHI Moemi		
			10 MATSUSHIMA Joannayoko		
			12 YANAKA Miyu		
82	FB	1	POL - POLAND	4:24.526	
			23 GAWLICA Oliwia Maria		
			24 GRZADKOWSKA Monika		
			25 IWACH Katarzyna Helena		
			26 WARAKOMSKA Magdalena		
		2	RUS - RUSSIAN FEDERATION	4:24.825	
			28 MIGUNOVA Anastasiia		
			29 RIABOVA Ekaterina		
			30 ROZMAKHOVA Daria		
			31 SELDIMIROVA Anna		

Note:
Please note that only one Universiade or world record can be presented in a single round, even if a pre-existing result is surpassed more than once in the same round.

Legend:
FA Final A FB Final B





Almaty 2017
28th WINTER UNIVERSIADE

Baluan Sholak: Short Track
Arena

MON 6 FEB 2017
Start Time 17:05

Short Track
Ladies' 3000m Relay
Semifinals



Start List - Relay Participants

World Record:	4:04.222	KOR - Republic Of Korea	12 NOV 2016	Salt Lake City (USA)
Universiade Record:	4:13.353	HUN - Hungary	19 DEC 2013	Trentino (ITA)

Race Number	Race	Start Position	Team	
49	SF1	1	POL - POLAND	
			23 GAWLICA Oliwia Maria	
			24 GRZADKOWSKA Monika	
			25 IWACH Katarzyna Helena	
			26 WARAKOMSKA Magdalena	
			2	KOR - REPUBLIC OF KOREA
				19 KANG Ji Hee
				20 KIM A Lang
				21 NOH Do Hee
			3	JPN - JAPAN
				8 HIRAI Ami
				9 KIKUCHI Moemi
				10 MATSUSHIMA Joannayoko
				11 NAKANO Ayame
			50	SF2
28 MIGUNOVA Anastasiia				
29 RIABOVA Ekaterina				
30 ROZMAKHOVA Daria				
32 ZAKHAROVA Valeriya				
2	CHN - PEOPLE'S REPUBLIC OF CHINA			
	1 SUN Xinlin			
	4 XU Aili			
	5 ZANG Yize			
3	KAZ - KAZAKHSTAN			
	13 KIM long A			
	14 KRESTOVA Anastassiya			
	16 TIKHONOVA Olga			
	17 ZHANBUSSINOVA Madina			

Note:
The first and second placed teams from each race qualify for Final A, the third and fourth placed teams from each race qualify for Final B.





Results

World Record:	4:04.222	KOR - Republic Of Korea	12 NOV 2016	Salt Lake City (USA)
Universiade Record:	4:13.353	HUN - Hungary	19 DEC 2013	Trentino (ITA)

Race Number	Race	Rank	Team	Result	Qual.	Record
49	SF1	1	KOR - REPUBLIC OF KOREA	4:15.506	QA	
			19 KANG Ji Hee			
			20 KIM A Lang			
			21 NOH Do Hee			
			22 SON Ha Kyung			
		2	JPN - JAPAN	4:17.554	QA	
			8 HIRAI Ami			
			9 KIKUCHI Moemi			
			10 MATSUSHIMA Joannayoko			
			11 NAKANO Ayame			
		3	POL - POLAND	4:25.282	QB	
			23 GAWLICA Oliwia Maria			
			24 GRZADKOWSKA Monika			
			25 IWACH Katarzyna Helena			
			26 WARAKOMSKA Magdalena			
50	SF2	1	CHN - PEOPLE'S REPUBLIC OF CHINA	4:17.018	QA	
			1 SUN Xinlin			
			4 XU Aili			
			5 ZANG Yize			
			6 ZHANG Xiyang			
		2	KAZ - KAZAKHSTAN	4:20.704	QA	
			13 KIM long A			
			14 KRESTOVA Anastasiya			
			16 TIKHONOVA Olga			
			17 ZHANBUSSINOVA Madina			
		3	RUS - RUSSIAN FEDERATION	4:25.522	QB	
			28 MIGUNOVA Anastasiia			
			29 RIABOVA Ekaterina			
			30 ROZMAKHOVA Daria			
			32 ZAKHAROVA Valeriya			

Note:

The first and second placed teams from each race qualify for Final A, the third and fourth placed teams from each race qualify for Final B. Please note that only one Universiade or world record can be presented in a single round, even if a pre-existing result is surpassed more than once in the same round.

Legend:

QA	Qualified for final A	QB	Qualified for final B	Qual.	Qualification code
SFn	Semifinal 1-n				



Almaty 2017

28TH WINTER UNIVERSIADE



SHORT TRACK SPEED SKATING

Men's 500m



Event Classification

World Record:	39.937	CELSKI J R (USA)	21 OCT 2012	Calgary (CAN)
Universiade Record:	40.589	Kim Do Kyoum (KOR)	6 FEB 2017	Almaty (KAZ)

Group	Rank	Helmet Number	Name	Country Code	Round Results					Best Time
					H	QF	SF	FB	FA	
Finals	1	56	KIM Do Kyoum	KOR	1	1	1		1	0:40.589
	2	50	AZHGALIYEV Abzal	KAZ	1	1	2		2	0:40.914
	3	53	NIKISHA Denis	KAZ	1	1	1		3	0:40.795
	4	58	LIM Hyo Jun	KOR	1	2	3		4	0:40.718
	5	38	SONG Haochen	CHN	1	2	3	1		0:41.507
	6	44	GRUGNI Milan	ITA	2	2	4	2		0:42.030
	7	36	CHEN Guang	CHN	2	1	2		PEN	0:40.634
Semifinals	8	55	ZHUMAGAZIYEV Nurbergen	KAZ	3	2	PEN			0:40.676
Quarterfinals	9	48	SAITO Kei	JPN	1	3				0:40.788
	10	41	ZHANG Hongchao	CHN	2	3				0:40.927
	11	70	ZAKHAROV Timur	RUS	2	3				0:41.612
	12	67	KOVAL Aleksandr	RUS	2	3				0:43.124
	13	60	PARK Ji Won	KOR	1	4				0:42.095
	14	45	IWASHITA Hijiri	JPN	2	4				0:42.210
	15	73	EREN Menderes	TUR	2	4				0:43.523
	16	69	SHASHIN Kirill	RUS	3	4				0:41.998
Heats	17	43	MELINE Thibaut	FRA	3					0:42.451
	18	74	YARDIMCI Firat	TUR	3					0:42.799
	19	49	WATANABE Ryu	JPN	3					0:43.227
	20	76	ANDERSON Lukas	USA	3					0:44.574
	21	75	NEMIRO Nikita	UKR	3					0:44.712
	22	42	MARTINEZ Yoann	FRA	4					0:42.478
	23	77	KOENIG Michael	USA	4					0:44.557
	24	61	VIGANTS Endijs	LAT	4					0:44.681
	25	64	HYDZIK Sebastian Patryk	POL	4					0:44.921
	26	62	WONG De Vin	MAS	4					0:46.180
	27	72	DENIZ Mukerrem	TUR	4					0:46.423
	28	63	DOMANSKI Michal	POL	4					

Note:
The skaters who did not complete the finals will not be eligible for any FISU award.

FA	Final A	FB	Final B	H	Heats
PEN	Penalty	QF	Quarterfinals	SF	Semifinals





Medallists

Medal	Name	Country
GOLD	KIM Do Kyoum	KOR - Republic of Korea
SILVER	AZHGALIYEV Abzal	KAZ - Kazakhstan
BRONZE	NIKISHA Denis	KAZ - Kazakhstan



Start List

World Record:	39.937	CELSKI J R (USA)	21 OCT 2012	Calgary (CAN)
Universiade Record:	40.589	Kim Do Kyoum (KOR)	6 FEB 2017	Almaty (KAZ)

Race Number	Race	Start Position	Helmet Number	Name	Country Code
47	FB	1	38	SONG Haochen	CHN
		2	44	GRUGNI Milan	ITA
48	FA	1	53	NIKISHA Denis	KAZ
		2	56	KIM Do Kyoum	KOR
		3	36	CHEN Guang	CHN
		4	58	LIM Hyo Jun	KOR
		5	50	AZHGALIYEV Abzal	KAZ

Legend:	FA	Final A	FB	Final B
----------------	----	---------	----	---------





Results

World Record:	39.937	CELSKI J R (USA)	21 OCT 2012	Calgary (CAN)
Universiade Record:	40.589	Kim Do Kyoum (KOR)	6 FEB 2017	Almaty (KAZ)

Race Number	Race	Rank	Helmet Number	Name	Country Code	Result	Record
48	FA	1	56	KIM Do Kyoum	KOR	0:41.175	
		2	50	AZHGALIYEV Abzal	KAZ	0:41.479	
		3	53	NIKISHA Denis	KAZ	0:58.169	
		4	58	LIM Hyo Jun	KOR	0:58.425	
			36	CHEN Guang	CHN	PEN	
47	FB	1	38	SONG Haochen	CHN	0:41.939	
		2	44	GRUGNI Milan	ITA	0:42.030	

Note:
Please note that only one Universiade record can be presented in a single round, even if a pre-existing result is surpassed more than once in the same round.

Legend:
FA Final A FB Final B



Start List

World Record:	39.937	CELSKI J R (USA)	21 OCT 2012	Calgary (CAN)
Universiade Record:	40.589	Kim Do Kyoum (KOR)	6 FEB 2017	Almaty (KAZ)

Race Number	Race	Start Position	Helmet Number	Name	Country Code
43	SF1	1	56	KIM Do Kyoum	KOR
		2	36	CHEN Guang	CHN
		3	55	ZHUMAGAZIYEV Nurbergen	KAZ
		4	58	LIM Hyo Jun	KOR
44	SF2	1	50	AZHGALIYEV Abzal	KAZ
		2	53	NIKISHA Denis	KAZ
		3	38	SONG Haochen	CHN
		4	44	GRUGNI Milan	ITA

Note:
The first and second placed skaters from each race qualify for the final A, the third and fourth placed skaters from each race qualify for final B.

Legend:
SFn Semifinal 1-n





Results

World Record:	39.937	CELSKI J R (USA)	21 OCT 2012	Calgary (CAN)
Universiade Record:	40.589	Kim Do Kyoum (KOR)	6 FEB 2017	Almaty (KAZ)

Race Number	Race	Rank	Helmet Number	Name	Country Code	Result	Qual.	Record
43	SF1	1	56	KIM Do Kyoum	KOR	0:40.944	QA	
		2	36	CHEN Guang	CHN	0:41.227	QA	
		3	58	LIM Hyo Jun	KOR	0:41.287	ADVA	
			55	ZHUMAGAZIYEV Nurbergen	KAZ		PEN	
44	SF2	1	53	NIKISHA Denis	KAZ	0:40.795	QA	
		2	50	AZHGALIYEV Abzal	KAZ	0:41.470	QA	
		3	38	SONG Haochen	CHN	0:41.614	QB	
		4	44	GRUGNI Milan	ITA	0:43.053	QB	

Note:

The first and second placed skaters from each race qualify for the final A, the third and fourth placed skaters from each race qualify for final B. Please note that only one Universiade record can be presented in a single round, even if a pre-existing result is surpassed more than once in the same round.

Legend:

ADVA	Advanced to final A	QA	Qualified for final A
QB	Qualified for final B	SFn	Semifinal 1-n
Qual.	Qualification code		



Start List

World Record:	39.937	CELSKI J R (USA)	21 OCT 2012	Calgary (CAN)
Universiade Record:	40.718	Lim Hyo Jun (KOR)	6 FEB 2017	Almaty (KAZ)

Race Number	Race	Start Position	Helmet Number	Name	Country Code
37	QF1	1	53	NIKISHA Denis	KAZ
		2	38	SONG Haochen	CHN
		3	70	ZAKHAROV Timur	RUS
		4	73	EREN Menderes	TUR
38	QF2	1	50	AZHGALIYEV Abzal	KAZ
		2	60	PARK Ji Won	KOR
		3	67	KOVAL Aleksandr	RUS
		4	44	GRUGNI Milan	ITA
39	QF3	1	56	KIM Do Kyoum	KOR
		2	55	ZHUMAGAZIYEV Nurbergen	KAZ
		3	45	IWASHITA Hijiri	JPN
		4	48	SAITO Kei	JPN
40	QF4	1	58	LIM Hyo Jun	KOR
		2	36	CHEN Guang	CHN
		3	41	ZHANG Hongchao	CHN
		4	69	SHASHIN Kirill	RUS

Note:
The first and second placed skaters from each race qualify for Semifinals.

Legend:
QFn Quarterfinal 1-n





Almaty 2017
28th WINTER UNIVERSIADE

Baluan Sholak: Short Track
Arena

MON 6 FEB 2017

Short Track

Men's 500m

Quarterfinals



Results

World Record:	39.937	CELSKI J R (USA)	21 OCT 2012	Calgary (CAN)
Universiade Record:	40.589	Kim Do Kyoum (KOR)	6 FEB 2017	Almaty (KAZ)

Race Number	Race	Rank	Helmet Number	Name	Country Code	Result	Qual.	Record
37	QF1	1	53	NIKISHA Denis	KAZ	0:40.919	Q	
		2	38	SONG Haochen	CHN	0:41.507	Q	
		3	70	ZAKHAROV Timur	RUS	0:41.612		
		4	73	EREN Menderes	TUR	0:43.523		
38	QF2	1	50	AZHGALIYEV Abzal	KAZ	0:40.914	Q	
		2	44	GRUGNI Milan	ITA	0:43.082	Q	
		3	67	KOVAL Aleksandr	RUS	0:43.124		
		4	60	PARK Ji Won	KOR	No time		
39	QF3	1	56	KIM Do Kyoum	KOR	0:40.589	Q	UR
		2	55	ZHUMAGAZIYEV Nurbergen	KAZ	0:40.676	Q	
		3	48	SAITO Kei	JPN	0:40.788		
		4	45	IWASHITA Hijiri	JPN	0:42.774		
40	QF4	1	36	CHEN Guang	CHN	0:40.634	Q	
		2	58	LIM Hyo Jun	KOR	0:40.795	Q	
		3	41	ZHANG Hongchao	CHN	0:40.927		
		4	69	SHASHIN Kirill	RUS	0:41.998		

Note:

The first and second placed skaters from each race qualify for Semifinals.

Please note that only one Universiade record can be presented in a single round, even if a pre-existing result is surpassed more than once in the same round.

Legend:

Q	Qualified	QFn	Quarterfinal 1-n	Qual.	Qualification code
UR	Universiade Record				





Start List

World Record:	39.937	CELSKI J R (USA)	21 OCT 2012	Calgary (CAN)
Universiade Record:	41.057	SEO Yira (KOR)	12 FEB 2015	Granada (ESP)

Race Number	Race	Start Position	Helmet Number	Name	Country Code
26	H1	1	41	ZHANG Hongchao	CHN
		2	72	DENIZ Mukerrem	TUR
		3	58	LIM Hyo Jun	KOR
		4	55	ZHUMAGAZIYEV Nurbergen	KAZ
27	H2	1	63	DOMANSKI Michal	POL
		2	74	YARDIMCI Firat	TUR
		3	45	IWASHITA Hijiri	JPN
		4	56	KIM Do Kyoum	KOR
28	H3	1	67	KOVAL Aleksandr	RUS
		2	49	WATANABE Ryu	JPN
		3	60	PARK Ji Won	KOR
		4	77	KOENIG Michael	USA
29	H4	1	38	SONG Haochen	CHN
		2	43	MELINE Thibaut	FRA
		3	62	WONG De Vin	MAS
		4	70	ZAKHAROV Timur	RUS
30	H5	1	50	AZHGALIYEV Abzal	KAZ
		2	44	GRUGNI Milan	ITA
		3	64	HYDZIK Sebastian Patryk	POL
		4	75	NEMIRO Nikita	UKR
31	H6	1	69	SHASHIN Kirill	RUS
		2	53	NIKISHA Denis	KAZ
		3	36	CHEN Guang	CHN
		4	42	MARTINEZ Yoann	FRA
32	H7	1	76	ANDERSON Lukas	USA
		2	48	SAITO Kei	JPN
		3	61	VIGANTS Endijs	LAT
		4	73	EREN Menderes	TUR

Note:
The first and second placed skaters from each race and the two fastest third place skaters qualify for Quarterfinals.

Legend:
Hn Heat 1-n



Results

World Record:	39.937	CELSKI J R (USA)	21 OCT 2012	Calgary (CAN)
Universiade Record:	40.718	Lim Hyo Jun (KOR)	6 FEB 2017	Almaty (KAZ)

Race Number	Race	Rank	Helmet Number	Name	Country Code	Result	Qual.	Record
26	H1	1	58	LIM Hyo Jun	KOR	0:40.718	Q	UR
		2	41	ZHANG Hongchao	CHN	0:41.585	Q	
		3	55	ZHUMAGAZIYEV Nurbergen	KAZ	0:41.898	q	
		4	72	DENIZ Mukerrem	TUR	0:46.423		
27	H2	1	56	KIM Do Kyoum	KOR	0:41.069	Q	
		2	45	IWASHITA Hijiri	JPN	0:42.210	Q	
		3	74	YARDIMCI Firat	TUR	0:42.799		
		4	63	DOMANSKI Michal	POL	No time		
28	H3	1	60	PARK Ji Won	KOR	0:42.095	Q	
		2	67	KOVAL Aleksandr	RUS	0:43.157	Q	
		3	49	WATANABE Ryu	JPN	0:43.227		
		4	77	KOENIG Michael	USA	0:44.557		
29	H4	1	38	SONG Haochen	CHN	0:42.127	Q	
		2	70	ZAKHAROV Timur	RUS	0:42.294	Q	
		3	43	MELINE Thibaut	FRA	0:42.451		
		4	62	WONG De Vin	MAS	0:46.180		
30	H5	1	50	AZHGALIYEV Abzal	KAZ	0:41.713	Q	
		2	44	GRUGNI Milan	ITA	0:43.599	Q	
		3	75	NEMIRO Nikita	UKR	0:44.712		
		4	64	HYDZIK Sebastian Patryk	POL	0:44.921		
31	H6	1	53	NIKISHA Denis	KAZ	0:41.335	Q	
		2	36	CHEN Guang	CHN	0:41.415	Q	
		3	69	SHASHIN Kirill	RUS	0:42.336	q	
		4	42	MARTINEZ Yoann	FRA	0:42.478		
32	H7	1	48	SAITO Kei	JPN	0:42.478	Q	
		2	73	EREN Menderes	TUR	0:44.198	Q	
		3	76	ANDERSON Lukas	USA	0:44.574		
		4	61	VIGANTS Endijs	LAT	0:44.681		

Note:
The first and second placed skaters from each race and the two fastest third place skaters qualify for Quarterfinals.
Please note that only one Universiade record can be presented in a single round, even if a pre-existing result is surpassed more than once in the same round.

Legend:				
Hn	Heat 1-n	q	Qualified as a fastest third place skater	Q Qualified
Qual.	Qualification code	UR	Universiade Record	



Almaty 2017

28TH WINTER UNIVERSIADE



SHORT TRACK SPEED SKATING

Men's 1000m



Almaty 2017
28th WINTER UNIVERSIADE



Event Classification

World Record:	1:20.875	HWANG Daeheon (KOR)	12 NOV 2016	Salt Lake City (USA)
Universiade Record:	1:25.079	UM Cheonho (KOR)	20 DEC 2013	Trentino (ITA)

Group	Rank	Helmet Number	Name	Country Code	Round Results					Best Time	
					H	QF	SF	FB	FA		
Finals	1	59	LIM Kyoung Won	KOR	1	1	1		1	1:25.912	
	2	60	PARK Ji Won	KOR	1	2	2		2	1:26.638	
	3	53	NIKISHA Denis	KAZ	1	1	2		3	1:28.189	
	4	51	BEKZHANOV Aidar	KAZ	1	2	3		4	1:28.033	
	5	49	WATANABE Ryu	JPN	2	2	1		5	1:28.142	
	6	41	ZHANG Hongchao	CHN	3	2	3	1		1:27.518	
Semifinals	7	56	KIM Do Kyoum	KOR	1	1	PEN			1:28.940	
	8	55	ZHUMAGAZIYEV Nurbergen	KAZ	1	1	PEN			1:29.657	
Quarterfinals	9	66	DENISOV Artem	RUS	2	3				1:26.883	
	10	70	ZAKHAROV Timur	RUS	2	3				1:28.001	
	11	44	GRUGNI Milan	ITA	2	3				1:30.806	
	12	68	MIKHASEV Andrey	RUS	2	3				1:31.950	
	13	48	SAITO Kei	JPN	1	4				1:27.925	
	14	36	CHEN Guang	CHN	2	4				1:26.012	
	15	73	EREN Menderes	TUR	2	4				1:29.327	
	16	47	MISAWA Natsuhi	JPN	3	4				1:26.067	
	Heats	17	43	MELINE Thibaut	FRA	3					1:28.339
		18	42	MARTINEZ Yoann	FRA	3					1:29.241
19		61	VIGANTS Endijs	LAT	3					1:31.192	
20		75	NEMIRO Nikita	UKR	3					1:31.953	
21		77	KOENIG Michael	USA	3					1:36.816	
22		74	YARDIMCI Firat	TUR	4					1:28.671	
23		72	DENIZ Mukerrem	TUR	4					1:29.869	
24		64	HYDZIK Sebastian Patryk	POL	4					1:30.063	
25		76	ANDERSON Lukas	USA	4					1:33.308	
26		62	WONG De Vin	MAS	4					1:36.182	
27		63	DOMANSKI Michal	POL	4						
		39	XU Fu	CHN	DNS						

Note:
The skaters who did not complete the finals will not be eligible for any FISU award.

Legend:					
DNS	Did Not Start	FA	Final A	FB	Final B
H	Heats	PEN	Penalty	QF	Quarterfinals
SF	Semifinals				





Medallists

Medal	Name	Country
GOLD	LIM Kyoung Won	KOR - Republic of Korea
SILVER	PARK Ji Won	KOR - Republic of Korea
BRONZE	NIKISHA Denis	KAZ - Kazakhstan



Start List

World Record:	1:20.875	HWANG Daeheon (KOR)	12 NOV 2016	Salt Lake City (USA)
Universiade Record:	1:25.079	UM Cheonho (KOR)	20 DEC 2013	Trentino (ITA)

Race Number	Race	Start Position	Helmet Number	Name	Country Code
80	FB	1	41	ZHANG Hongchao	CHN
81	FA	1	59	LIM Kyoung Won	KOR
		2	60	PARK Ji Won	KOR
		3	49	WATANABE Ryu	JPN
		4	53	NIKISHA Denis	KAZ
		5	51	BEKZHANOV Aidar	KAZ

Legend:	FA	Final A	FB	Final B
----------------	----	---------	----	---------





Results

World Record:	1:20.875	HWANG Daeheon (KOR)	12 NOV 2016	Salt Lake City (USA)
Universiade Record:	1:25.079	UM Cheonho (KOR)	20 DEC 2013	Trentino (ITA)

Race Number	Race	Rank	Helmet Number	Name	Country Code	Result	Record
81	FA	1	59	LIM Kyoung Won	KOR	1:28.024	
		2	60	PARK Ji Won	KOR	1:28.051	
		3	53	NIKISHA Denis	KAZ	1:28.189	
		4	51	BEKZHANOV Aidar	KAZ	1:28.428	
		5	49	WATANABE Ryu	JPN	1:31.654	
80	FB	1	41	ZHANG Hongchao	CHN	No time	

Note:
Please note that only one Universiade record can be presented in a single round, even if a pre-existing result is surpassed more than once in the same round.

Legend:
FA Final A FB Final B



Start List

World Record:	1:20.875	HWANG Daeheon (KOR)	12 NOV 2016	Salt Lake City (USA)
Universiade Record:	1:25.079	UM Cheonho (KOR)	20 DEC 2013	Trentino (ITA)

Race Number	Race	Start Position	Helmet Number	Name	Country Code
76	SF1	1	59	LIM Kyoung Won	KOR
		2	41	ZHANG Hongchao	CHN
		3	60	PARK Ji Won	KOR
		4	55	ZHUMAGAZIYEV Nurbergen	KAZ
77	SF2	1	53	NIKISHA Denis	KAZ
		2	56	KIM Do Kyoum	KOR
		3	49	WATANABE Ryu	JPN
		4	51	BEKZHANOV Aidar	KAZ

Note:
The first and second placed skaters from each race qualify for Final A, the third and fourth placed skaters from each race qualify for Final B.

Legend:
SFn Semifinal 1-n





Results

World Record:	1:20.875	HWANG Daeheon (KOR)	12 NOV 2016	Salt Lake City (USA)
Universiade Record:	1:25.079	UM Cheonho (KOR)	20 DEC 2013	Trentino (ITA)

Race Number	Race	Rank	Helmet Number	Name	Country Code	Result	Qual.	Record
76	SF1	1	59	LIM Kyoung Won	KOR	1:27.314	QA	
		2	60	PARK Ji Won	KOR	1:27.492	QA	
		3	41	ZHANG Hongchao	CHN	1:27.518	QB	
			55	ZHUMAGAZIYEV Nurbergen	KAZ		PEN	
77	SF2	1	49	WATANABE Ryu	JPN	1:30.012	QA	
		2	53	NIKISHA Denis	KAZ	1:30.112	QA	
		3	51	BEKZHANOV Aidar	KAZ	1:31.283	ADVA	
			56	KIM Do Kyoum	KOR		PEN	

Note:

The first and second placed skaters from each race qualify for Final A, the third and fourth placed skaters from each race qualify for Final B. Please note that only one Universiade record can be presented in a single round, even if a pre-existing result is surpassed more than once in the same round.

Legend:

ADVA	Advanced to final A	QA	Qualified for final A
QB	Qualified for final B	SFn	Semifinal 1-n
Qual.	Qualification code		



Start List

World Record:	1:20.875	HWANG Daeheon (KOR)	12 NOV 2016	Salt Lake City (USA)
Universiade Record:	1:25.079	UM Cheonho (KOR)	20 DEC 2013	Trentino (ITA)

Race Number	Race	Start Position	Helmet Number	Name	Country Code
70	QF1	1	51	BEKZHANOV Aidar	KAZ
		2	56	KIM Do Kyoum	KOR
		3	73	EREN Menderes	TUR
		4	44	GRUGNI Milan	ITA
71	QF2	1	47	MISAWA Natsuhi	JPN
		2	60	PARK Ji Won	KOR
		3	70	ZAKHAROV Timur	RUS
		4	53	NIKISHA Denis	KAZ
72	QF3	1	48	SAITO Kei	JPN
		2	49	WATANABE Ryu	JPN
		3	55	ZHUMAGAZIYEV Nurbergen	KAZ
		4	68	MIKHASEV Andrey	RUS
73	QF4	1	59	LIM Kyoung Won	KOR
		2	36	CHEN Guang	CHN
		3	66	DENISOV Artem	RUS
		4	41	ZHANG Hongchao	CHN

Note:
The first and second placed skaters from each race qualify for Semifinals.

Legend:
QFn Quarterfinal 1-n





Results

World Record:	1:20.875	HWANG Daeheon (KOR)	12 NOV 2016	Salt Lake City (USA)
Universiade Record:	1:25.079	UM Cheonho (KOR)	20 DEC 2013	Trentino (ITA)

Race Number	Race	Rank	Helmet Number	Name	Country Code	Result	Qual.	Record
70	QF1	1	56	KIM Do Kyoum	KOR	1:31.612	Q	
		2	51	BEKZHANOV Aidar	KAZ	1:31.822	Q	
		3	44	GRUGNI Milan	ITA	1:32.926		
		4	73	EREN Menderes	TUR	1:33.297		
71	QF2	1	53	NIKISHA Denis	KAZ	1:29.333	Q	
		2	60	PARK Ji Won	KOR	1:29.356	Q	
		3	70	ZAKHAROV Timur	RUS	1:29.494		
		4	47	MISAWA Natsuhi	JPN	1:29.567		
72	QF3	1	55	ZHUMAGAZIYEV Nurbergen	KAZ	1:31.739	Q	
		2	49	WATANABE Ryu	JPN	1:31.806	Q	
		3	68	MIKHASEV Andrey	RUS	1:31.950		
		4	48	SAITO Kei	JPN	No time		
73	QF4	1	59	LIM Kyoung Won	KOR	1:27.665	Q	
		2	41	ZHANG Hongchao	CHN	1:27.755	Q	
		3	66	DENISOV Artem	RUS	1:27.881		
		4	36	CHEN Guang	CHN	1:28.277		

Note:
The first and second placed skaters from each race qualify for Semifinals.
Please note that only one Universiade record can be presented in a single round, even if a pre-existing result is surpassed more than once in the same round.

Legend:					
Q	Qualified	QFn	Quarterfinal 1-n	Qual.	Qualification code





Start List

World Record:	1:20.875	HWANG Daeheon (KOR)	12 NOV 2016	Salt Lake City (USA)
Universiade Record:	1:25.079	UM Cheonho (KOR)	20 DEC 2013	Trentino (ITA)

Race Number	Race	Start Position	Helmet Number	Name	Country Code
59	H1	1	56	KIM Dok Youm	KOR
		2	61	VIGANTS Endijs	LAT
		3	39	XU Fu	CHN
		4	73	EREN Menderes	TUR
60	H2	1	74	YARDIMCI Firat	TUR
		2	49	WATANABE Ryu	JPN
		3	43	MELINE Thibaut	FRA
		4	51	BEKZHANOV Aidar	KAZ
61	H3	1	36	CHEN Guang	CHN
		2	59	LIM Kyoung Won	KOR
		3	47	MISAWA Natsuhi	JPN
		4	62	WONG De Vin	MAS
62	H4	1	66	DENISOV Artem	RUS
		2	42	MARTINEZ Yoann	FRA
		3	64	HYDZIK Sebastian Patryk	POL
		4	60	PARK Ji Won	KOR
63	H5	1	55	ZHUMAGAZIYEV Nurbergen	KAZ
		2	75	NEMIRO Nikita	UKR
		3	76	ANDERSON Lukas	USA
		4	44	GRUGNI Milan	ITA
64	H6	1	63	DOMANSKI Michal	POL
		2	53	NIKISHA Denis	KAZ
		3	68	MIKHASEV Andrey	RUS
		4	77	KOENIG Michael	USA
65	H7	1	48	SAITO Kei	JPN
		2	72	DENIZ Mukerrem	TUR
		3	41	ZHANG Hongchao	CHN
		4	70	ZAKHAROV Timur	RUS

Note:
The first and second placed skaters from each race and the two fastest third place skaters qualify for Quarterfinals.

Legend:
Hn Heat 1-n





Almaty 2017
28th WINTER UNIVERSIADE

Baluan Sholak: Short Track
Arena

TUE 7 FEB 2017

Short Track
Men's 1000m
Heats



Results

World Record:	1:20.875	HWANG Daeheon (KOR)	12 NOV 2016	Salt Lake City (USA)
Universiade Record:	1:25.079	UM Cheonho (KOR)	20 DEC 2013	Trentino (ITA)

Race Number	Race	Rank	Helmet Number	Name	Country Code	Result	Qual.	Record
59	H1	1	56	KIM Do Kyoum	KOR	1:28.940	Q	
		2	73	EREN Menderes	TUR	1:29.327	Q	
		3	61	VIGANTS Endijs	LAT	1:31.192		
			39	XU Fu	CHN	DNS		
60	H2	1	51	BEKZHANOV Aidar	KAZ	1:28.033	Q	
		2	49	WATANABE Ryu	JPN	1:28.142	Q	
		3	43	MELINE Thibaut	FRA	1:28.339		
		4	74	YARDIMCI Firat	TUR	1:28.671		
61	H3	1	59	LIM Kyoung Won	KOR	1:25.912	Q	
		2	36	CHEN Guang	CHN	1:26.012	Q	
		3	47	MISAWA Natsuhi	JPN	1:26.067	q	
		4	62	WONG De Vin	MAS	1:36.182		
62	H4	1	60	PARK Ji Won	KOR	1:26.638	Q	
		2	66	DENISOV Artem	RUS	1:26.883	Q	
		3	42	MARTINEZ Yoann	FRA	1:29.241		
		4	64	HYDZIK Sebastian Patryk	POL	1:30.063		
63	H5	1	55	ZHUMAGAZIYEV Nurbergen	KAZ	1:29.657	Q	
		2	44	GRUGNI Milan	ITA	1:30.806	Q	
		3	75	NEMIRO Nikita	UKR	1:31.953		
		4	76	ANDERSON Lukas	USA	1:33.308		
64	H6	1	53	NIKISHA Denis	KAZ	1:33.842	Q	
		2	68	MIKHASEV Andrey	RUS	1:33.939	Q	
		3	77	KOENIG Michael	USA	1:36.816		
		4	63	DOMANSKI Michal	POL	No time		
65	H7	1	48	SAITO Kei	JPN	1:27.925	Q	
		2	70	ZAKHAROV Timur	RUS	1:28.001	Q	
		3	41	ZHANG Hongchao	CHN	1:28.105	q	
		4	72	DENIZ Mukerrem	TUR	1:29.869		

Note:
The first and second placed skaters from each race and the two fastest third place skaters qualify for Quarterfinals.
Please note that only one Universiade record can be presented in a single round, even if a pre-existing result is surpassed more than once in the same round.

Legend:				
DNS	Did Not Start	Hn	Heat 1-n	q
Q	Qualified	Qual.	Qualification code	Qualified as a fastest third place skater





Almaty 2017

28TH WINTER UNIVERSIADE



SHORT TRACK SPEED SKATING

Men's 1500m



Event Classification

World Record:	2:07.943	KNEGT Sjinkie (NED)	13 NOV 2016	Salt Lake City (USA)
Universiade Record:	2:16.052	UM Cheonho (KOR)	18 DEC 2013	Trentino (ITA)

Group	Rank	Helmet Number	Name	Country Code	Round Results				Best Time
					H	SF	FB	FA	
Finals	1	60	PARK Ji Won	KOR	1	1		1	2:18.963
	2	56	KIM Do Kyoum	KOR	1	1		2	2:27.222
	3	55	ZHUMAGAZIYEV Nurbergen	KAZ	2	2		3	2:26.425
	4	37	SHAO Shuai	CHN	1	1		4	2:22.722
	5	70	ZAKHAROV Timur	RUS	3	2		5	2:28.664
	6	59	LIM Kyoung Won	KOR	1	2		6	2:19.474
	7	39	XU Fu	CHN	3	4	1		2:24.032
	8	53	NIKISHA Denis	KAZ	2	3	2		2:19.791
	9	40	YU Wei	CHN	1	3	3		2:24.344
	10	74	YARDIMCI Firat	TUR	3	3	4		2:23.036
	11	68	MIKHASEV Andrey	RUS	3	4	5		2:20.723
	12	66	DENISOV Artem	RUS	2	4	6		2:22.858
Semifinals	13	72	DENIZ Mukerrem	TUR	1	5			2:30.052
	14	46	KIKUCHI Teppei	JPN	2	5			2:20.845
	15	47	MISAWA Natsuhi	JPN	3	5			2:26.526
	16	45	IWASHITA Hijiri	JPN	2	6			2:27.316
	17	44	GRUGNI Milan	ITA	2	6			2:30.156
	18	43	MELINE Thibaut	FRA	3	6			2:21.980
Heats	19	75	NEMIRO Nikita	UKR	4				2:24.974
	20	61	VIGANTS Endijs	LAT	4				2:26.362
	21	63	DOMANSKI Michal	POL	4				2:28.559
	22	42	MARTINEZ Yoann	FRA	4				2:29.425
	23	77	KOENIG Michael	USA	4				2:32.845
	24	62	WONG De Vin	MAS	4				2:42.530
	25	64	HYDZIK Sebastian Patryk	POL	5				2:30.025
	26	71	AKAR Burak	TUR	5				2:30.594
	27	76	ANDERSON Lukas	USA	5				2:32.880
	28	52	KAZHGALI Nurtilek	KAZ	5				

Note:
The skaters who did not complete the finals will not be eligible for any FISU award.

Legend:
FA Final A
SF Semifinals
FB Final B
H Heats





Medallists

Medal	Name	Country
GOLD	PARK Ji Won	KOR - Republic of Korea
SILVER	KIM Do Kyoum	KOR - Republic of Korea
BRONZE	ZHUMAGAZIYEV Nurbergen	KAZ - Kazakhstan



Start List

World Record:	2:07.943	KNEGT Sjinkie (NED)	13 NOV 2016	Salt Lake City (USA)
Universiade Record:	2:16.052	UM Cheonho (KOR)	18 DEC 2013	Trentino (ITA)

Race Number	Race	Start Position	Helmet Number	Name	Country Code
18	FB	1	53	NIKISHA Denis	KAZ
		2	68	MIKHASEV Andrey	RUS
		3	74	YARDIMCI Firat	TUR
		4	66	DENISOV Artem	RUS
		5	40	YU Wei	CHN
		6	39	XU Fu	CHN
19	FA	1	60	PARK Ji Won	KOR
		2	59	LIM Kyoung Won	KOR
		3	37	SHAO Shuai	CHN
		4	70	ZAKHAROV Timur	RUS
		5	56	KIM Do Kyoum	KOR
		6	55	ZHUMAGAZIYEV Nurbergen	KAZ

Legend:	FA	Final A	FB	Final B
----------------	----	---------	----	---------





Results

World Record:	2:07.943	KNEGT Sjinkie (NED)	13 NOV 2016	Salt Lake City (USA)
Universiade Record:	2:16.052	UM Cheonho (KOR)	18 DEC 2013	Trentino (ITA)

Race Number	Race	Rank	Helmet Number	Name	Country Code	Result	Record
19	FA	1	60	PARK Ji Won	KOR	2:30.622	
		2	56	KIM Do Kyoum	KOR	2:30.773	
		3	55	ZHUMAGAZIYEV Nurbergen	KAZ	2:31.287	
		4	37	SHAO Shuai	CHN	2:31.534	
		5	70	ZAKHAROV Timur	RUS	2:32.184	
		6	59	LIM Kyoung Won	KOR	3:10.602	
18	FB	1	39	XU Fu	CHN	2:24.032	
		2	53	NIKISHA Denis	KAZ	2:24.120	
		3	40	YU Wei	CHN	2:24.344	
		4	74	YARDIMCI Firat	TUR	2:24.575	
		5	68	MIKHASEV Andrey	RUS	2:24.592	
		6	66	DENISOV Artem	RUS	No time	

Note:
Please note that only one Universiade record can be presented in a single round, even if a pre-existing result is surpassed more than once in the same round.

Legend:
FA Final A FB Final B



Start List

World Record:	2:07.943	KNEGT Sjinkie (NED)	13 NOV 2016	Salt Lake City (USA)
Universiade Record:	2:16.052	UM Cheonho (KOR)	18 DEC 2013	Trentino (ITA)

Race Number	Race	Start Position	Helmet Number	Name	Country Code
13	SF1	1	37	SHAO Shuai	CHN
		2	66	DENISOV Artem	RUS
		3	74	YARDIMCI Firat	TUR
		4	72	DENIZ Mukerrem	TUR
		5	44	GRUGNI Milan	ITA
		6	70	ZAKHAROV Timur	RUS
14	SF2	1	40	YU Wei	CHN
		2	55	ZHUMAGAZIYEV Nurbergen	KAZ
		3	47	MISAWA Natsuhi	JPN
		4	56	KIM Do Kyoum	KOR
		5	45	IWASHITA Hijiri	JPN
		6	39	XU Fu	CHN
15	SF3	1	60	PARK Ji Won	KOR
		2	46	KIKUCHI Teppei	JPN
		3	68	MIKHASEV Andrey	RUS
		4	59	LIM Kyoung Won	KOR
		5	53	NIKISHA Denis	KAZ
		6	43	MELINE Thibaut	FRA

Note:
The first and second placed skaters from each race qualify for Final A, the third and fourth placed skaters from each race qualify for Final B.

Legend:
SFn Semifinal 1-n





Results

World Record:	2:07.943	KNEGT Sjinkie (NED)	13 NOV 2016	Salt Lake City (USA)
Universiade Record:	2:16.052	UM Cheonho (KOR)	18 DEC 2013	Trentino (ITA)

Race Number	Race	Rank	Helmet Number	Name	Country Code	Result	Qual.	Record
13	SF1	1	37	SHAO Shuai	CHN	2:28.580	QA	
		2	70	ZAKHAROV Timur	RUS	2:28.664	QA	
		3	74	YARDIMCI Firat	TUR	2:28.757	QB	
		4	66	DENISOV Artem	RUS	2:28.880	QB	
		5	72	DENIZ Mukerrem	TUR	2:30.973		
		6	44	GRUGNI Milan	ITA	2:31.085		
14	SF2	1	56	KIM Do Kyoum	KOR	2:44.616	QA	
		2	55	ZHUMAGAZIYEV Nurbergen	KAZ	2:44.926	QA	
		3	40	YU Wei	CHN	2:45.004	QB	
		4	39	XU Fu	CHN	2:45.216	QB	
		5	47	MISAWA Natsuhi	JPN	2:45.716		
		6	45	IWASHITA Hijiri	JPN	2:46.960		
15	SF3	1	60	PARK Ji Won	KOR	2:18.963	QA	
		2	59	LIM Kyoung Won	KOR	2:19.474	QA	
		3	53	NIKISHA Denis	KAZ	2:19.791	QB	
		4	68	MIKHASEV Andrey	RUS	2:20.723	QB	
		5	46	KIKUCHI Teppei	JPN	2:20.845		
		6	43	MELINE Thibaut	FRA	2:21.980		

Note:
The first and second placed skaters from each race qualify for Final A, the third and fourth placed skaters from each race qualify for Final B. Please note that only one Universiade record can be presented in a single round, even if a pre-existing result is surpassed more than once in the same round.

Legend:				
QA	Qualified for final A	QB	Qualified for final B	Qual. Qualification code
SFn	Semifinal 1-n			



Start List

World Record:	2:07.943	KNEGT Sjinkie (NED)	13 NOV 2016	Salt Lake City (USA)
Universiade Record:	2:16.052	UM Cheonho (KOR)	18 DEC 2013	Trentino (ITA)

Race Number	Race	Start Position	Helmet Number	Name	Country Code
5	H1	1	64	HYDZIK Sebastian Patryk	POL
		2	60	PARK Ji Won	KOR
		3	46	KIKUCHI Teppei	JPN
		4	68	MIKHASEV Andrey	RUS
		5	61	VIGANTS Endijs	LAT
6	H2	1	77	KOENIG Michael	USA
		2	52	KAZHGALI Nurtilek	KAZ
		3	70	ZAKHAROV Timur	RUS
		4	72	DENIZ Mukerrem	TUR
		5	44	GRUGNI Milan	ITA
7	H3	1	37	SHAO Shuai	CHN
		2	75	NEMIRO Nikita	UKR
		3	74	YARDIMCI Firat	TUR
		4	66	DENISOV Artem	RUS
8	H4	1	63	DOMANSKI Michal	POL
		2	55	ZHUMAGAZIYEV Nurbergen	KAZ
		3	40	YU Wei	CHN
		4	47	MISAWA Natsuhi	JPN
		5	71	AKAR Burak	TUR
9	H5	1	76	ANDERSON Lukas	USA
		2	39	XU Fu	CHN
		3	42	MARTINEZ Yoann	FRA
		4	45	IWASHITA Hijiri	JPN
		5	56	KIM Do Kyoum	KOR
10	H6	1	62	WONG De Vin	MAS
		2	53	NIKISHA Denis	KAZ
		3	59	LIM Kyoung Won	KOR
		4	43	MELINE Thibaut	FRA

Note:
The first, second and third placed skaters from each race qualify for Semifinals.

Legend:
Hn Heat 1-n





Results

World Record:	2:07.943	KNEGT Sjinkie (NED)	13 NOV 2016	Salt Lake City (USA)
Universiade Record:	2:16.052	UM Cheonho (KOR)	18 DEC 2013	Trentino (ITA)

Race Number	Race	Rank	Helmet Number	Name	Country Code	Result	Qual.	Record
5	H1	1	60	PARK Ji Won	KOR	2:21.213	Q	
		2	46	KIKUCHI Teppei	JPN	2:22.212	Q	
		3	68	MIKHASEV Andrey	RUS	2:22.942	Q	
		4	61	VIGANTS Endijs	LAT	2:26.362		
		5	64	HYDZIK Sebastian Patryk	POL	2:30.025		
6	H2	1	72	DENIZ Mukerrem	TUR	2:30.052	Q	
		2	44	GRUGNI Milan	ITA	2:30.156	Q	
		3	70	ZAKHAROV Timur	RUS	2:30.398	Q	
		4	77	KOENIG Michael	USA	2:32.845		
		5	52	KAZHGALI Nurtilek	KAZ	No time		
7	H3	1	37	SHAO Shuai	CHN	2:22.722	Q	
		2	66	DENISOV Artem	RUS	2:22.858	Q	
		3	74	YARDIMCI Firat	TUR	2:23.036	Q	
		4	75	NEMIRO Nikita	UKR	2:24.974		
8	H4	1	40	YU Wei	CHN	2:26.320	Q	
		2	55	ZHUMAGAZIYEV Nurbergen	KAZ	2:26.425	Q	
		3	47	MISAWA Natsuhi	JPN	2:26.526	Q	
		4	63	DOMANSKI Michal	POL	2:28.559		
		5	71	AKAR Burak	TUR	2:30.594		
9	H5	1	56	KIM Do Kyoum	KOR	2:27.222	Q	
		2	45	IWASHITA Hijiri	JPN	2:27.316	Q	
		3	39	XU Fu	CHN	2:27.889	Q	
		4	42	MARTINEZ Yoann	FRA	2:29.425		
		5	76	ANDERSON Lukas	USA	2:32.880		
10	H6	1	59	LIM Kyoung Won	KOR	2:31.564	Q	
		2	53	NIKISHA Denis	KAZ	2:31.726	Q	
		3	43	MELINE Thibaut	FRA	2:32.731	Q	
		4	62	WONG De Vin	MAS	2:42.530		

Note:
The first, second and third placed skaters from each race qualify for Semifinals.
Please note that only one Universiade record can be presented in a single round, even if a pre-existing result is surpassed more than once in the same round.

Legend:				
Hn	Heat 1-n	Q	Qualified	Qual. Qualification code





Almaty 2017

28TH WINTER UNIVERSIADE



SHORT TRACK SPEED SKATING

Men's 5000m Relay



Event Classification

World Record:	6:30.958	CAN - Canada	19 OCT 2012	Calgary (CAN)
Universiade Record:	6:39.442	KOR - Republic Of Korea	13 FEB 2015	Granada (ESP)

Group	Rank	Team	Round Results			Best Time
			SF	FB	FA	
Finals	1	CHN - PEOPLE'S REPUBLIC OF CHINA	2		1	6:59.056
	36	CHEN Guang (CHN)	X	-	X	
	38	SONG Haochen (CHN)	-	-	X	
	39	XU Fu (CHN)	X	-	X	
	40	YU Wei (CHN)	X	-	X	
	41	ZHANG Hongchao (CHN)	X	-	-	
	2	RUS - RUSSIAN FEDERATION	2		2	7:04.551
	66	DENISOV Artem (RUS)	X	-	X	
	68	MIKHASEV Andrey (RUS)	X	-	X	
	69	SHASHIN Kirill (RUS)	X	-	X	
	70	ZAKHAROV Timur (RUS)	X	-	X	
	3	KAZ - KAZAKHSTAN	1		3	7:09.596
	50	AZHGALIYEV Abzal (KAZ)	X	-	X	
	51	BEKZHANOV Aidar (KAZ)	X	-	X	
	53	NIKISHA Denis (KAZ)	X	-	X	
	55	ZHUMAGAZIYEV Nurbergen (KAZ)	X	-	X	
	4	JPN - JAPAN	3	1		6:45.002
	45	IWASHITA Hijiri (JPN)	X	X	-	
	46	KIKUCHI Teppei (JPN)	X	-	-	
	47	MISAWA Natsuhi (JPN)	X	X	-	
	48	SAITO Kei (JPN)	X	X	-	
	49	WATANABE Ryu (JPN)	-	X	-	
	5	TUR - TURKEY	3	2		6:58.100
	71	AKAR Burak (TUR)	X	X	-	
	72	DENIZ Mukerrem (TUR)	X	X	-	
	73	EREN Menderes (TUR)	X	X	-	
	74	YARDIMCI Firat (TUR)	X	X	-	
6	KOR - REPUBLIC OF KOREA	1		PEN	6:50.344	
56	KIM Do Kyoum (KOR)	X	-	X		
57	LEE Mun Hyeon (KOR)	X	-	-		
58	LIM Hyo Jun (KOR)	-	-	X		
59	LIM Kyoung Won (KOR)	X	-	X		
60	PARK Ji Won (KOR)	X	-	X		

Note:
The teams who did not complete the finals will not be eligible for any IOC award.

Legend:					
-	Did not Participate in the Round	FA	Final A	FB	Final B
PEN	Penalty	SF	Semifinals	X	Participated in the Round



Medallists

Medal	Country	Name
GOLD	CHN - People's Republic of China	CHEN Guang SONG Haochen XU Fu YU Wei ZHANG Hongchao
SILVER	RUS - Russian Federation	DENISOV Artem MIKHASEV Andrey SHASHIN Kirill ZAKHAROV Timur
BRONZE	KAZ - Kazakhstan	AZHGALIYEV Abzal BEKZHANOV Aidar NIKISHA Denis ZHUMAGAZIYEV Nurbergen



Start List - Relay Participants

World Record:	6:30.958	CAN - Canada	19 OCT 2012	Calgary (CAN)
Universiade Record:	6:39.442	KOR - Republic Of Korea	13 FEB 2015	Granada (ESP)

Race Number	Race	Start Position	Team	
84	FB	1	TUR - TURKEY	
			71 AKAR Burak	
			72 DENIZ Mukerrem	
			73 EREN Menderes	
		2	JPN - JAPAN	
			45 IWASHITA Hijiri	
			47 MISAWA Natsuhi	
			48 SAITO Kei	
			49 WATANABE Ryu	
85	FA	1	KOR - REPUBLIC OF KOREA	
			56 KIM Do Kyoum	
			58 LIM Hyo Jun	
			59 LIM Kyoung Won	
			60 PARK Ji Won	
			2	CHN - PEOPLE'S REPUBLIC OF CHINA
		36 CHEN Guang		
		38 SONG Haochen		
		39 XU Fu		
		40	YU Wei	
			3	KAZ - KAZAKHSTAN
				50 AZHGALIYEV Abzal
		51 BEKZHANOV Aidar		
		53 NIKISHA Denis		
		55	ZHUMAGAZIYEV Nurbergen	
			4	RUS - RUSSIAN FEDERATION
66 DENISOV Artem				
68 MIKHASEV Andrey				
69 SHASHIN Kirill				
70 ZAKHAROV Timur				

Legend:	FA	Final A	FB	Final B
----------------	----	---------	----	---------





Results

World Record:	6:30.958	CAN - Canada	19 OCT 2012	Calgary (CAN)
Universiade Record:	6:39.442	KOR - Republic Of Korea	13 FEB 2015	Granada (ESP)

Race Number	Race	Rank	Team	Result	Record
85	FA	1	CHN - PEOPLE'S REPUBLIC OF CHINA	7:04.443	
			36 CHEN Guang		
			38 SONG Haochen		
			39 XU Fu		
			40 YU Wei		
		2	RUS - RUSSIAN FEDERATION	7:04.551	
			66 DENISOV Artem		
			68 MIKHASEV Andrey		
			69 SHASHIN Kirill		
			70 ZAKHAROV Timur		
		3	KAZ - KAZAKHSTAN	7:13.799	
			50 AZHGALIYEV Abzal		
			51 BEKZHANOV Aidar		
			53 NIKISHA Denis		
			55 ZHUMAGAZIYEV Nurbergen		
			KOR - REPUBLIC OF KOREA	PEN	
			56 KIM Do Kyoum		
			58 LIM Hyo Jun		
			59 LIM Kyoung Won		
			60 PARK Ji Won		
84	FB	1	JPN - JAPAN	6:45.002	
			45 IWASHITA Hijiri		
			47 MISAWA Natsuhi		
			48 SAITO Kei		
			49 WATANABE Ryu		
		2	TUR - TURKEY	6:58.100	
			71 AKAR Burak		
			72 DENIZ Mukerrem		
			73 EREN Menderes		
			74 YARDIMCI Firat		

Note:
Please note that only one Universiade or world record can be presented in a single round, even if a pre-existing result is surpassed more than once in the same round.

Legend:	FA	Final A	FB	Final B	PEN	Penalty
----------------	----	---------	----	---------	-----	---------





Start List - Relay Participants

World Record:	6:30.958	CAN - Canada	19 OCT 2012	Calgary (CAN)
Universiade Record:	6:39.442	KOR - Republic Of Korea	13 FEB 2015	Granada (ESP)

Race Number	Race	Start Position	Team		
51	SF1	1	TUR - TURKEY		
			71 AKAR Burak		
			72 DENIZ Mukerrem		
			73 EREN Menderes		
		2	KOR - REPUBLIC OF KOREA		
			56 KIM Do Kyoum		
			57 LEE Mun Hyeon		
		3	CHN - PEOPLE'S REPUBLIC OF CHINA		
			36 CHEN Guang		
			39 XU Fu		
			40 YU Wei		
		52	SF2	1	KAZ - KAZAKHSTAN
					50 AZHGALIYEV Abzal
					51 BEKZHANOV Aidar
					53 NIKISHA Denis
55 ZHUMAGAZIYEV Nurbergen					
2	RUS - RUSSIAN FEDERATION				
	66 DENISOV Artem				
	68 MIKHASEV Andrey				
	69 SHASHIN Kirill				
3	JPN - JAPAN				
	45 IWASHITA Hijiri				
	46 KIKUCHI Teppei				
	47 MISAWA Natsuhi				
	48 SAITO Kei				

Note:
The first and second placed teams from each race qualify for Final A, the third and fourth placed teams from each race qualify for Final B.





Results

World Record:	6:30.958	CAN - Canada	19 OCT 2012	Calgary (CAN)
Universiade Record:	6:39.442	KOR - Republic Of Korea	13 FEB 2015	Granada (ESP)

Race Number	Race	Rank	Team	Result	Qual.	Record	
51	SF1	1	KOR - REPUBLIC OF KOREA	6:50.344	QA		
		56	KIM Do Kyoum				
		57	LEE Mun Hyeon				
		59	LIM Kyoung Won				
		60	PARK Ji Won				
		2	CHN - PEOPLE'S REPUBLIC OF CHINA	6:59.056	QA		
						36	CHEN Guang
						39	XU Fu
						40	YU Wei
		41	ZHANG Hongchao	7:01.367	QB		
						71	AKAR Burak
						72	DENIZ Mukerrem
73	EREN Menderes						
74	YARDIMCI Firat	7:09.596	QA				
				50	AZHGALIYEV Abzal		
				51	BEKZHANOV Aidar		
				53	NIKISHA Denis		
55	ZHUMAGAZIYEV Nurbergen	7:09.830	QA				
				66	DENISOV Artem		
				68	MIKHASEV Andrey		
				69	SHASHIN Kirill		
70	ZAKHAROV Timur	7:10.361	QB				
				45	IWASHITA Hijiri		
				46	KIKUCHI Teppei		
				47	MISAWA Natsuhi		
48	SAITO Kei						

Note:
The first and second placed teams from each race qualify for Final A, the third and fourth placed teams from each race qualify for Final B. Please note that only one Universiade or world record can be presented in a single round, even if a pre-existing result is surpassed more than once in the same round.

Legend:				
QA	Qualified for final A	QB	Qualified for final B	Qual. Qualification code
SFn	Semifinal 1-n			





Almaty 2017

28TH WINTER UNIVERSIADE



SKI JUMPING

11	Ski Jumping	1326
11.1	Table of Contents	1327
11.2	Medallists by Event	1328
11.3	Medal Standings	1329
11.4	Ladies' Normal Hill Individual	1330
11.4.1	Competition	1331
11.4.1.1	Results - Trial Round	1331
11.4.1.2	Results - Final Round	1332
11.4.2	Official Training	1334
11.4.2.1	Results - Session 1	1334
11.4.2.2	Results - Session 2	1335
11.4.2.3	Results - Session 3	1336
11.5	Men's Normal Hill Individual	1337
11.5.1	Competition	1338
11.5.1.1	Results - Trial Round	1338
11.5.1.2	Results - Final Round	1340
11.5.2	Official Training	1343
11.5.2.1	Results - Session 1	1343
11.5.2.2	Results - Session 2	1346
11.5.2.3	Results - Session 3	1349
11.6	Ladies' Normal Hill Team	1352
11.6.1	Results - Trial Round	1353
11.6.2	Results - Final Round	1355
11.7	Men's Normal Hill Team	1357
11.7.1	Results - Trial Round	1358
11.7.2	Results - Final Round	1360
11.8	Mixed Team	1363
11.8.1	Results - Trial Round	1364
11.8.2	Results - Final Round	1366



Medallists by Event

As of SUN 5 FEB 2017 at 20:46

Event	Date	Medal	Name	Ctry Code
Men's Individual K95	WED 1 FEB	GOLD	NAKAMURA Naoki	JPN
		SILVER	MAKSIMOVICH Mikhail	RUS
		BRONZE	LACKNER Thomas	AUT
Ladies' Individual K95	WED 1 FEB	GOLD	IWASA Haruka	JPN
		SILVER	KOBAYASHI Yuka	JPN
		BRONZE	KREPELKOVA Marta	CZE
Mixed Normal Hill Team K95	SAT 4 FEB	GOLD	IWASA Haruka NAKAMURA Naoki	JPN
		SILVER	KREPELKOVA Marta KOZISEK Cestmir	CZE
		BRONZE	KOBAYASHI Yuka KOGA Max	JPN
Ladies' Normal Hill Team K95	SUN 5 FEB	GOLD	KOBAYASHI Yuka IWASA Haruka	JPN
		SILVER	INDRACKOVA Karolina KREPELKOVA Marta	CZE
		BRONZE	NADYMOVA Stefaniya SUTIAGINA Alena	RUS
Men's Normal Hill Team K95	SUN 5 FEB	GOLD	BAZHENOV Aleksandr TROFIMOV Roman Sergeevich MAKSIMOVICH Mikhail	RUS
		SILVER	LAVTIZAR Anze MODIC Andraz VODAN Aljaz	SLO
		BRONZE	MIETUS Krzysztof BIELA Stanislaw KANTYKA Przemyslaw	POL



Medal Standings

As of SUN 5 FEB 2017 at 20:50

Rank	Country	Men				Ladies				Mixed				Total				Rank by Total
		G	S	B	Tot.	G	S	B	Tot.	G	S	B	Tot.	G	S	B	Tot.	
1	JPN - Japan	1			1	2	1		3	1		1	2	4	1	1	6	1
2	RUS - Russian Federation	1	1		2		1	1						1	1	1	3	=2
3	CZE - Czech Republic						1	1	2		1		1		2	1	3	=2
4	SLO - Slovenia		1		1									1		1	=4	
5	AUT - Austria			1	1										1	1	=4	
5	POL - Poland			1	1										1	1	=4	
Total:		2	2	2	6	2	2	2	6	1	1	1	3	5	5	5	15	

LEGEND			
=	Equal sign indicates that two or more NOCs share the same rank by total	B	Bronze
Ctry Code	Country Code	G	Gold
Tot.	Total	S	Silver



Almaty 2017

28TH WINTER UNIVERSIADE



SKI JUMPING

Ladies' Normal Hill Individual



Results

Jury / Competition Management			Judges			Hill Data / Calculation		
FIS Technical Delegate (TD)	JELENSKY Jan (SVK)	A	KOROBOV Nikolay (KAZ)	Hill Size HS (95%)	106m (100.5m)			
Chief of Competition	ZYRYANOV Sergey (KAZ)	B	VETTORI Marion (AUT)	K-Point	95m			
FIS Assistant TD	SALVI Franck (FRA)	C	RAICH Danes (CZE)	Metre Value	2.0 points per m			
FIS Equipment Controller	BOZHKO Nadezhda (RUS)	D	STAHLHUT Erik (GER)	Gate Factor	7.00 points per m			
FISU Technical Delegate	GANZENHUBER Paul (AUT)	E	SATOH Mitsugu (JPN)	Wind Factors - Head / Tail	8.00 / 9.68 points per m/s			

Bib	Name	Ctry Code	Speed [km/h] Rank	Dist. [m] Rank	G/W Comp.		Points Rank	Bib	Name	Ctry Code	Speed [km/h] Rank	Dist. [m] Rank	G/W Comp.		Points Rank
					Gate Points	[m/s] Points							Gate Points	[m/s] Points	
1	SUTIAGINA Alena	RUS	88.6 4.	66.5 11.	15	0.90 -7.2	0.0 11.	7	MARUYAMA Jun	JPN	88.1 7.	83.0 7.	15	0.68 -5.4	30.6 7.
2	KREPELKOVA Marta	CZE	88.1 7.	88.0 3.	15	1.29 -10.3	35.7 6.	8	INDRACKOVA Karolina	CZE	87.7 9.	73.5 8.	15	0.71 -5.7	11.3 8.
3	DONG Bing	CHN	87.3 12.	70.0 9.	15	1.06 -8.5	1.5 10.	9	FORSSTROEM Susanna	FIN	88.8 3.	87.0 4.	15	0.22 -1.8	42.2 3.
4	AKHMETVALIYEVA Dayana	KAZ	87.4 11.	55.0 12.	15	0.77 -6.2	0.0 11.	10	IWASA Haruka	JPN	89.0 2.	93.5 1.	15	0.20 -1.6	55.4 1.
5	NADYMOVA Stefaniya	RUS	88.3 6.	86.0 5.	15	0.75 -6.0	36.0 5.	11	DOLEZELOVA Michaela	CZE	89.1 1.	68.5 10.	15	0.26 -2.1	4.9 9.
6	PALASZ Magdalena	POL	87.5 10.	85.5 6.	15	0.59 -4.7	36.3 4.	12	KOBAYASHI Yuka	JPN	88.5 5.	89.0 2.	15	0.49 -3.9	44.1 2.

Competition / Weather Information

	Time	Base Values			Weather	Temp. Start / Finish [°C]		Humid. [%]	Tan. Wind [m/s]		
		Wind	Gate	Length		Air	Min.		Max.	Avg.	
Trial Round	16:00 - 16:09	0.00	15		Cloudy	-1.6 / -1.7	59 / 60	0.20	1.29	0.72	

Statistics

	Gate		Athletes	Falls	Distance [m]			Speed [km/h]			Competitors / Countries		
	No.	Diff.			Min.	Max.	Avg.	Min.	Max.	Avg.	In start list	Started	With results
Trial Round	15		12	0	55.0	93.5	78.7	87.3	89.1	88.2	12/7	12/7	12/7

NOTES

A bolded line in the "Gate" column indicates a change in gate assignment at that point.

Total Point score Calculation:

60 points are awarded for jumping the K-point distance. 2.0 points/metre are added to (or subtracted from) the competitor's total points for the jump's difference in length from the K-point. The gate and/or wind compensation points are added to, or subtracted from, the total points.

LEGEND

Avg.	Average	Ctry Code	Country Code	Diff.	Difference
Dist.	Distance	G/W Comp.	Gate / Wind Compensation	Humid.	Humidity Start / Finish
Max.	Maximum	Min.	Minimum	No.	Number
Tan. Wind	Tangential Wind				



Results

Jury / Competition Management				Judges					Hill Data / Calculation				
FIS Technical Delegate (TD)	JELENSKY Jan (SVK)	A	KOROBOV Nikolay (KAZ)	Hill Size HS (95%)					106m (100.5m)				
Chief of Competition	ZYRYANOV Sergey (KAZ)	B	VETTORI Marion (AUT)	K-Point					95m				
FIS Assistant TD	SALVI Franck (FRA)	C	RAICH Danes (CZE)	Metre Value					2.0 points per m				
FIS Equipment Controller	BOZHKO Nadezhda (RUS)	D	STAHLHUT Erik (GER)	Gate Factor					7.00 points per m				
FISU Technical Delegate	GANZENHUBER Paul (AUT)	E	SATOH Mitsugu (JPN)	Wind Factors - Head / Tail					8.00 / 9.68 points per m/s				

Rank	Bib	Name	Ctry Code	Speed [km/h]	Distance		Judges Marks					Judges Points	Gate / Wind Compensation			Round		Total
					[m]	Points	A	B	C	D	E		Gate Points	[m/s]	Points	Total	Rank	
1.	10	IWASA Haruka	JPN	91.0	90.0	50.0	17.0	15.5	16.0	16.5	16.5	49.0	19	-1.29	12.5	111.5	2.	212.6
				89.3	95.0	60.0	16.5	17.0	17.0	17.0	16.5	50.5	16	-6.8	0.32	-2.6	101.1	
2.	12	KOBAYASHI Yuka	JPN	90.7	91.5	53.0	14.5	15.0	14.5	15.0	15.0	44.5	19	-0.77	7.5	105.0	5.	200.2
				89.0	93.5	57.0	17.5	16.5	17.0	17.5	17.0	51.5	16	-6.8	0.81	-6.5	95.2	
3.	2	KREPELKOVA Marta	CZE	90.9	93.0	56.0	16.5	16.5	17.0	17.5	16.5	50.0	19	-0.20	1.9	107.9	3.	198.8
				89.0	90.5	51.0	17.5	16.5	17.5	16.0	16.5	50.5	16	-6.8	0.47	-3.8	90.9	
4.	9	FORSSTROEM Susanna	FIN	90.9	93.5	57.0	17.5	16.5	16.0	17.5	17.0	51.0	19	-0.92	8.9	116.9	1.	188.1
				89.1	92.0	54.0	9.5	10.0	10.0	8.5	9.5	29.0	16	-6.8	0.62	-5.0	71.2	
5.	5	NADYMOVA Stefaniya	RUS	90.5	87.5	45.0	16.0	15.0	15.0	15.5	15.5	46.0	19	-0.64	6.2	97.2	6.	184.5
				88.7	91.0	52.0	15.5	15.0	16.5	15.0	16.0	46.5	16	-6.8	0.55	-4.4	87.3	
6.	6	PALASZ Magdalena	POL	90.2	90.5	51.0	16.5	16.0	15.5	17.0	16.5	49.0	19	-0.58	5.6	105.6	4.	177.4
				88.6	82.5	35.0	16.0	16.0	17.0	15.5	16.0	48.0	16	-6.8	0.55	-4.4	71.8	
7.	7	MARUYAMA Jun	JPN	90.9	86.0	42.0	14.5	15.5	13.5	15.0	15.0	44.5	19	-0.81	7.8	94.3	7.	169.5
				88.7	82.5	35.0	16.0	16.0	16.5	16.5	16.5	49.0	16	-6.8	0.25	-2.0	75.2	
8.	8	INDRACKOVA Karolina	CZE	90.2	79.0	28.0	15.5	15.0	15.0	15.5	15.5	46.0	19	-0.40	3.9	77.9	9.	145.5
				87.7	75.5	21.0	16.0	15.0	15.5	15.0	15.5	46.0	14		-0.06	0.6	67.6	
9.	11	DOLEZELOVA Michaela	CZE	90.8	75.0	20.0	15.5	14.5	15.0	14.5	15.0	44.5	19	-1.46	14.1	78.6	8.	143.5
				89.5	79.0	28.0	15.5	14.5	15.0	14.5	15.0	44.5	16	-6.8	0.10	-0.8	64.9	
10.	1	SUTIAGINA Alena	RUS	90.8	74.0	18.0	14.0	13.5	13.5	13.0	13.0	40.0	19	-0.45	4.4	62.4	10.	109.8
				88.9	66.5	3.0	14.5	15.0	15.0	15.0	15.0	45.0	14		0.07	-0.6	47.4	
11.	3	DONG Bing	CHN	90.0	76.5	23.0	11.5	9.0	9.0	7.5	8.5	26.5	19	-0.33	3.2	52.7	11.	100.9
				87.9	70.5	11.0	14.0	13.5	14.0	13.5	13.5	41.0	14		0.47	-3.8	48.2	
12.	4	AKHMETVALIYEVA Dayana	KAZ	89.6	55.0	-20.0	13.5	12.5	12.0	12.5	12.5	37.5	19	-1.09	10.6	28.1	12.	37.0
				87.5	53.0	-24.0	13.0	12.5	12.5	12.5	12.5	37.5	14		0.58	-4.6	8.9	



Results

Competition / Weather Information											
	Time	Base Values			Weather	Temp. Start / Finish [°C]		Humid. [%]	Tan. Wind [m/s]		
		Wind	Gate	Length		Air			Min.	Max.	Avg.
1st Round	17:01 - 17:15	0.00	19		Partly cloudy	-2.7 / -2.8	63 / 63	-1.46	-0.20	-0.81	
Final Round	17:40 - 17:56	0.00	14		Partly cloudy	-2.9 / -3.0	68 / 69	-0.06	0.81	0.42	

Statistics													
	Gate		Athletes	Falls	Distance [m]			Speed [km/h]			Competitors / Countries		
	No.	Diff.			Min.	Max.	Avg.	Min.	Max.	Avg.	In start list	Started	With results
1st Round	19		12	1	55.0	93.5	82.6	89.6	91.0	90.5	12/7	12/7	12/7
Final Round	14		4	0	53.0	75.5	66.3	87.5	88.9	88.0	12/7	12/7	12/7
	16		8	1	79.0	95.0	88.2	88.6	89.5	88.9			

FIS Technical Delegate (TD)

JELENSKY Jan (SVK)

Chief of Competition

ZYRYANOV Sergey (KAZ)

NOTES

How point scores are calculated

A competitor is awarded 60 points for jumping the K-point distance. For every meter more or less than the K-point, a competitor has 2.0 points added or subtracted from his total. In addition, competitors are awarded points for style (for flight, landing and out-run) up to a maximum of 20 per judge. Five judges score each jump, with the highest and lowest scores discarded and the scores of the other three summed and added to the competitor's points for distance. The gate and/or wind compensation points are added to, or subtracted from, the total points.

LEGEND

Avg.	Average	Ctry Code	Country Code	Diff.	Difference
Humid.	Humidity Start / Finish	Max.	Maximum	Min.	Minimum
No.	Number	Tan. Wind	Tangential Wind		



Almaty 2017

28th WINTER UNIVERSIADE

MON 30 JAN 2017

Start Time 17:00 / End Time 18:03

Results

Jury / Competition Management				Judges				Hill Data / Calculation			
FIS Technical Delegate (TD)	JELENSKY Jan (SVK)	A	KOROBOV Nikolay (KAZ)	Hill Size HS (95%)	106m (100.5m)						
Chief of Competition	ZYRYANOV Sergey (KAZ)	B	VETTORI Marion (AUT)	K-Point	95m						
FIS Assistant TD	SALVI Franck (FRA)	C	RAICH Danes (CZE)	Metre Value	2.0 points per m						
FIS Equipment Controller	BOZHKO Nadezhda (RUS)	D	STAHLHUT Erik (GER)	Gate Factor	7.00 points per m						
FISU Technical Delegate	GANZENHUBER Paul (AUT)	E	SATOH Mitsugu (JPN)	Wind Factors - Head / Tail	8.00 / 9.68 points per m/s						

Bib	Name	Ctry Code	1st Round					2nd Round					3rd Round				
			Speed	Distance	G/W	Comp.	Points	Speed	Distance	G/W	Comp.	Points	Speed	Distance	G/W	Comp.	Points
			[km/h]	[m]	Gate	[m/s]	Rank	[km/h]	[m]	Gate	[m/s]	Rank	[km/h]	[m]	Gate	[m/s]	Rank
1	SUTIAGINA Alena	RUS	88.8	63.5	15	-0.40	0.9	89.4	67.5	17	0.27	2.8	89.9	66.0	18	-0.11	3.1
			2.	10.		3.9	8.	3.	10.		-2.2	10.	1.	7.		1.1	7.
2	KREPELKOVA Marta	CZE	88.5	76.5	15	-0.28	25.7	88.9	81.0	17	0.11	31.1	89.4	83.0	18	0.14	34.9
			6.	4.		2.7	4.	7.	4.		-0.9	5.	5.	3.		-1.1	3.
3	DONG Bing	CHN	87.9	64.0	15	-0.28	0.7	88.6	69.5	17	0.12	8.0	DNS				
			9.	9.		2.7	9.	10.	7.		-1.0	9.					
4	AKHMETVALIYEVA Dayana	KAZ	88.1	50.0	15	0.24	0.0	88.5	52.5	17	0.24	0.0	89.3	55.0	18	0.23	0.0
			8.	11.		-1.9	10.	11.	11.		-1.9	11.	6.	8.		-1.8	8.
5	NADYMOVA Stefaniya	RUS	88.4	75.5	15	0.12	20.0	89.2	79.5	17	0.52	24.8	89.2	83.0	18	0.15	34.8
			7.	5.		-1.0	5.	6.	5.		-4.2	6.	7.	3.		-1.2	4.
6	PALASZ Magdalena	POL	87.7	68.5	15	-0.13	8.3	88.9	88.5	17	0.15	45.8	DNS				
			11.	7.		1.3	7.	7.	1.		-1.2	1.					
7	MARUYAMA Jun	JPN	88.6	82.0	15	0.03	33.8	89.3	83.0	17	-0.24	38.3	DNS				
			4.	3.		-0.2	3.	4.	3.		2.3	3.					
8	INDRACKOVA Karolina	CZE	87.9	64.5	15	0.01	0.0	88.7	69.5	17	-0.43	13.2	88.9	72.0	18	0.51	9.9
			9.	8.		-0.1	10.	9.	7.		4.2	7.	8.	6.		-4.1	6.
9	FORSSTROEM Susanna	FIN	88.6	83.5	15	-0.06	37.6	89.3	79.0	17	-0.34	31.3	89.6	86.0	18	0.42	38.6
			4.	2.		0.6	2.	4.	6.		3.3	4.	4.	2.		-3.4	2.
10	IWASA Haruka	JPN	88.8	84.0	15	0.02	37.8	89.6	85.0	17	-0.27	42.6	89.7	92.0	18	0.48	50.2
			2.	1.		-0.2	1.	2.	2.		2.6	2.	3.	1.		-3.8	1.
11	DOLEZELOVA Michaela	CZE	89.1	70.0	15	0.02	9.8	89.8	69.5	17	-0.16	10.5	89.9	74.0	18	0.61	13.1
			1.	6.		-0.2	6.	1.	7.		1.5	8.	1.	5.		-4.9	5.
12	KOBAYASHI Yuka	JPN	DNS					DNS					DNS				

Competition / Weather Information

	Time	Base Values			Weather	Temp. Start / Finish [°C]		Humid. [%]	Tan. Wind [m/s]		
		Wind	Gate	Length		Air			Min.	Max.	Avg.
1st Round	17:00 - 17:10	0.00	15		Cloudy	-3.4	-3.5	84 / 84	-0.40	0.24	-0.07
2nd Round	17:28 - 17:39	0.00	17		Cloudy	-3.5	-3.6	84 / 84	-0.43	0.52	0.00
3rd Round	17:56 - 18:03	0.00	18		Cloudy	-3.8	-3.8	84 / 86	-0.11	0.61	0.34

Statistics

	Gate		Athletes	Falls	Distance [m]			Speed [km/h]			Competitors / Countries		
	No.	Diff.			Min.	Max.	Avg.	Min.	Max.	Avg.	In start list	Started	With results
1st Round	15		11	1	50.0	84.0	71.0	87.7	89.1	88.4	12/7	11/7	11/7
2nd Round	17		11	1	52.5	88.5	74.9	88.5	89.8	89.1	12/7	11/7	11/7
3rd Round	18		8	0	55.0	92.0	76.3	88.9	89.9	89.4	12/7	8/5	8/5

NOTES

A bolded line in the "Gate" column indicates a change in gate assignment at that point.

Total Point score Calculation:

60 points are awarded for jumping the K-point distance. 2.0 points/metre are added to (or subtracted from) the competitor's total points for the jump's difference in length from the K-point. The gate and/or wind compensation points are added to, or subtracted from, the total points.

LEGEND

Avg.	Average	Ctry Code	Country Code	Diff.	Difference
Dist.	Distance	DNS	Did Not Start	G/W Comp.	Gate / Wind Compensation
Humid.	Humidity Start / Finish	Max.	Maximum	Min.	Minimum
No.	Number	Tan. Wind	Tangential Wind		





Results

Jury / Competition Management			Judges			Hill Data / Calculation		
FIS Technical Delegate (TD)	JELENSKY Jan (SVK)	A	KOROBOV Nikolay (KAZ)	Hill Size HS (95%)	106m (100.5m)			
Chief of Competition	ZYRYANOV Sergey (KAZ)	B	VETTORI Marion (AUT)	K-Point	95m			
FIS Assistant TD	SALVI Franck (FRA)	C	RAICH Danes (CZE)	Metre Value	2.0 points per m			
FIS Equipment Controller	BOZHKO Nadezhda (RUS)	D	STAHLHUT Erik (GER)	Gate Factor	7.00 points per m			
FISU Technical Delegate	GANZENHUBER Paul (AUT)	E	SATOH Mitsugu (JPN)	Wind Factors - Head / Tail	8.00 / 9.68 points per m/s			

Bib	Name	Ctry Code	1st Round					2nd Round					Remarks	
			Speed	Distance	G/W Comp.	Points	Rank	Speed	Distance	G/W Comp.	Points	Rank		
			[km/h]	[m]	Gate	[m/s]		[km/h]	[m]	Gate	[m/s]			
1	SUTIAGINA Alena	RUS	89.8	65.5	18	-1.00	10.7	90.5	67.5	19	-0.49	9.7		
			2.	9.		9.7	8.	4.	9.		4.7	9.		
2	KREPELKOVA Marta	CZE	88.6	79.0	18	-0.11	29.1	90.3	87.0	19	-0.44	48.3		
			7.	6.		1.1	6.	5.	2.		4.3	3.		
3	DONG Bing	CHN	DNS					DNS						
4	AKHMETVALIYEVA Dayana	KAZ	88.6	53.0	18	-0.83	0.0	89.6	57.0	19	0.00	0.0		
			7.	10.		8.0	10.	9.	10.		0.0	10.		
5	NADYMOVA Stefaniya	RUS	89.4	81.0	18	0.03	31.8	90.0	86.0	19	-0.22	44.1		
			5.	4.		-0.2	4.	7.	5.		2.1	5.		
6	PALASZ Magdalena	POL	88.4	83.0	18	0.01	35.9	89.7	83.5	19	-0.46	41.5		
			10.	3.		-0.1	3.	8.	6.		4.5	6.		
7	MARUYAMA Jun	JPN	89.3	80.0	18	0.00	30.0	90.2	87.0	19	-0.17	45.6		
			6.	5.		0.0	5.	6.	2.		1.6	4.		
8	INDRACKOVA Karolina	CZE	88.6	69.0	18	-0.07	8.7	89.6	76.0	19	-0.06	22.6		
			7.	8.		0.7	9.	9.	7.		0.6	8.		
9	FORSSTROEM Susanna	FIN	89.8	88.0	18	-0.09	46.9	90.7	87.0	19	-0.45	48.4		
			2.	1.		0.9	2.	1.	2.		4.4	2.		
10	IWASA Haruka	JPN	89.8	88.0	18	-0.14	47.4	90.7	93.0	19	-0.31	59.0		
			2.	1.		1.4	1.	1.	1.		3.0	1.		
11	DOLEZELOVA Michaela	CZE	90.1	73.0	18	-0.25	18.4	90.6	75.0	19	-0.39	23.8		
			1.	7.		2.4	7.	3.	8.		3.8	7.		
12	KOBAYASHI Yuka	JPN	DNS					DNS						

Competition / Weather Information

	Time	Base Values			Weather	Temp. Start / Finish [°C]			Humid. [%]	Tan. Wind [m/s]		
		Wind	Gate	Length		Air				Min.	Max.	Avg.
1st Round	17:34 - 17:45	0.00	18		Snow	-2.0	-2.0	97 / 97	-1.00	0.03	-0.27	
2nd Round	17:59 - 18:06	0.00	19		Snow	-3.0	-3.0	97 / 98	-0.49	0.00	-0.33	

Statistics

	Gate		Athletes	Falls	Distance [m]			Speed [km/h]			Competitors / Countries		
	No.	Diff.			Min.	Max.	Avg.	Min.	Max.	Avg.	In start list	Started	With results
1st Round	18		10	0	53.0	88.0	75.9	88.4	90.1	89.2	12/7	10/6	10/6
2nd Round	19		10	0	57.0	93.0	79.9	89.6	90.7	90.1	12/7	10/6	10/6

NOTES

A bolded line in the "Gate" column indicates a change in gate assignment at that point.

Total Point score Calculation:

60 points are awarded for jumping the K-point distance. 2.0 points/metre are added to (or subtracted from) the competitor's total points for the jump's difference in length from the K-point. The gate and/or wind compensation points are added to, or subtracted from, the total points.

LEGEND

Avg.	Average	Ctry Code	Country Code	Diff.	Difference
Dist.	Distance	DNS	Did Not Start	G/W Comp.	Gate / Wind Compensation
Humid.	Humidity Start / Finish	Max.	Maximum	Min.	Minimum
No.	Number	Tan. Wind	Tangential Wind		





Results

Jury / Competition Management				Judges			Hill Data / Calculation		
FIS Technical Delegate (TD)	JELENSKY Jan (SVK)	A	KOROBOV Nikolay (KAZ)	Hill Size HS (95%)	106m (100.5m)				
Chief of Competition	ZYRYANOV Sergey (KAZ)	B	VETTORI Marion (AUT)	K-Point	95m				
FIS Assistant TD	SALVI Franck (FRA)	C	RAICH Danes (CZE)	Metre Value	2.0 points per m				
FIS Equipment Controller	BOZHKO Nadezhda (RUS)	D	STAHLHUT Erik (GER)	Gate Factor	7.00 points per m				
FISU Technical Delegate	GANZENHUBER Paul (AUT)	E	SATOH Mitsugu (JPN)	Wind Factors - Head / Tail	8.00 / 9.68 points per m/s				

Bib	Name	Ctry Code	1st Round					2nd Round					Remarks
			Speed	Distance	G/W Comp.	Points	Rank	Speed	Distance	G/W Comp.	Points	Rank	
			[km/h]	[m]	Gate	[m/s]		[km/h]	[m]	Gate	[m/s]		
			Rank	Rank	Points	Points	Rank	Rank	Points	Points	Rank		
1	SUTIAGINA Alena	RUS	90.6 1.	70.5 10.	18 -3.3	0.41 10.	7.7	90.6 2.	69.0 10.	19 1.8	-0.19 10.	9.8	
2	KREPELKOVA Marta	CZE	DNS					DNS					
3	DONG Bing	CHN	90.1 3.	74.0 9.	18 -6.4	0.80 9.	11.6	89.8 8.	74.0 9.	19 2.2	-0.23 9.	20.2	
4	AKHMETVALIYEVA Dayana	KAZ	74.3 11.	56.0 11.	18 5.2	-0.54 11.	0.0	89.7 10.	59.5 11.	19 3.8	-0.39 11.	0.0	
5	NADYMOVA Stefaniya	RUS	89.5 9.	84.0 3.	18 -1.0	0.12 3.	37.0	89.9 7.	86.0 5.	19 3.1	-0.32 5.	45.1	
6	PALASZ Magdalena	POL	89.6 6.	83.0 4.	18 -2.9	0.36 4.	33.1	89.8 8.	89.0 3.	19 1.7	-0.18 3.	49.7	
7	MARUYAMA Jun	JPN	89.6 6.	82.5 5.	18 -2.7	0.34 5.	32.3	90.2 5.	85.0 6.	19 1.9	-0.20 6.	41.9	
8	INDRACKOVA Karolina	CZE	88.9 10.	74.5 8.	18 4.1	-0.42 8.	23.1	89.4 11.	77.0 8.	19 1.9	-0.20 8.	25.9	
9	FORSSTROEM Susanna	FIN	89.6 6.	79.0 7.	18 3.1	-0.32 6.	31.1	90.5 3.	88.0 4.	19 0.9	-0.09 4.	46.9	
10	IWASA Haruka	JPN	89.8 4.	93.0 1.	18 -2.2	0.27 1.	53.8	90.5 3.	95.0 1.	19 2.1	-0.22 1.	62.1	
11	DOLEZELOVA Michaela	CZE	90.6 1.	81.0 6.	18 -1.0	0.13 7.	31.0	91.0 1.	80.0 7.	19 2.3	-0.24 7.	32.3	
12	KOBAYASHI Yuka	JPN	89.8 4.	90.5 2.	18 -1.8	0.23 2.	49.2	90.0 6.	89.5 2.	19 3.0	-0.31 2.	52.0	

Competition / Weather Information

	Time	Base Values			Weather	Temp. Start / Finish [°C]		Humid. [%]	Tan. Wind [m/s]		
		Wind	Gate	Length		Air	Min.		Max.	Avg.	
1st Round	17:06 - 17:12	0.00	18		Cloudy	-2.0	-2.0	89 / 88	-0.54	0.80	0.13
2nd Round	17:30 - 17:39	0.00	19		Cloudy	-2.0	-2.0	88 / 89	-0.39	-0.09	-0.25

Statistics

	Gate		Athletes	Falls	Distance [m]			Speed [km/h]			Competitors / Countries		
	No.	Diff.			Min.	Max.	Avg.	Min.	Max.	Avg.	In start list	Started	With results
1st Round	18		11	0	56.0	93.0	78.9	74.3	90.6	88.4	12/7	11/7	11/7
2nd Round	19		11	0	59.5	95.0	81.0	89.4	91.0	90.1	12/7	11/7	11/7

NOTES

A bolded line in the "Gate" column indicates a change in gate assignment at that point.

Total Point score Calculation:

60 points are awarded for jumping the K-point distance. 2.0 points/metre are added to (or subtracted from) the competitor's total points for the jump's difference in length from the K-point. The gate and/or wind compensation points are added to, or subtracted from, the total points.

LEGEND

Avg.	Average	Ctry Code	Country Code	Diff.	Difference
Dist.	Distance	DNS	Did Not Start	G/W Comp.	Gate / Wind Compensation
Humid.	Humidity Start / Finish	Max.	Maximum	Min.	Minimum
No.	Number	Tan. Wind	Tangential Wind		



Almaty 2017

28TH WINTER UNIVERSIADE



SKI JUMPING

Men's Normal Hill Individual



Results

Jury / Competition Management			Judges			Hill Data / Calculation		
FIS Technical Delegate (TD)	JELENSKY Jan (SVK)	A	SATOH Mitsugu (JPN)	Hill Size HS (95%)	106m (100.5m)			
Chief of Competition	ZYRYANOV Sergey (KAZ)	B	KOROBV Nikolay (KAZ)	K-Point	95m			
FIS Assistant TD	SALVI Franck (FRA)	C	VETTORI Marion (AUT)	Metre Value	2.0 points per m			
FIS Equipment Controller	FORRER Ueli (SUI)	D	RAICH Danes (CZE)	Gate Factor	7.00 points per m			
FISU Technical Delegate	GANZENHUBER Paul (AUT)	E	STAHLHUT Erik (GER)	Wind Factors - Head / Tail	8.00 / 9.68 points per m/s			

Bib	Name	Ctry Code	Speed [km/h] Rank	Dist. [m] Rank	G/W Comp.		Points Rank
					Gate Points	[m/s] Points	
1	ZEPIC Aljaz	SLO	87.7 49.	79.0 49.	12	-1.03 10.0	38.0 47.
2	LANIN Ivan	RUS	88.8 7.	99.0 8.	12	-1.00 9.7	77.7 5.
3	LEJA Krzysztof	POL	88.3 25.	96.0 21.	12	-0.70 6.8	68.8 21.
4	SCHAFFER Lucas	AUT	88.6 12.	98.0 9.	12	-0.52 5.0	71.0 16.
5	LEE Ju-Chan	KOR	88.0 41.	88.5 39.	12	-0.39 3.8	50.8 41.
6	GUNGEN Muhammed Munir	TUR	88.2 31.	87.0 42.	12	-0.63 6.1	50.1 42.
7	WATANABE Tomoya	JPN	88.3 25.	93.5 30.	12	-0.96 9.3	66.3 25.
8	KANTYKA Przemyslaw	POL	89.0 3.	96.5 19.	12	-0.99 9.6	72.6 11.
9	KOGA Max	JPN	88.2 31.	92.5 34.	12	-1.28 12.4	67.4 23.
10	MODIC Andraz	SLO	88.3 25.	96.5 19.	12	-0.99 9.6	72.6 11.
11	ADILOV Akram	KAZ	88.1 37.	86.5 44.	12	-0.98 9.5	52.5 36.
12	DEMIR Ayberk	TUR	89.1 2.	94.5 27.	12	-1.19 11.5	70.5 18.
13	VODAN Aljaz	SLO	89.0 3.	99.5 6.	12	-0.71 6.9	75.9 7.
14	MIETUS Krzysztof	POL	88.4 21.	93.0 32.	12	-0.57 5.5	61.5 32.
15	CAPUDER Martin	SLO	88.0 41.	89.0 37.	12	-0.34 3.3	51.3 40.
16	NOGIN Roman	KAZ	88.6 12.	89.0 37.	12	-0.41 4.0	52.0 39.
17	HAMMANN Petrick Steffen	GER	88.2 31.	96.0 21.	12	-0.31 3.0	65.0 27.
18	SHISHKIN Vadim	RUS	88.1 37.	97.0 13.	12	0.09 -0.7	63.3 31.
19	WATANABE Rikuta	JPN	88.1 37.	94.0 29.	12	0.24 -1.9	56.1 34.
20	CINTIMAR Muhammet Irfan	TUR	88.0 41.	97.0 13.	12	0.69 -5.5	58.5 33.
21	KUKULA Artur	POL	88.3 25.	97.5 12.	12	0.12 -1.0	64.0 28.
22	AKHABADZE Sergey	GEO	88.4 21.	84.5 46.	12	0.15 -1.2	37.8 49.
23	ZELENCHUK Ivan	UKR	87.6 50.	85.0 45.	12	0.24 -1.9	38.1 46.
24	SI Jeong-Heon	KOR	88.8 7.	88.5 39.	12	0.04 -0.3	46.7 43.
25	USACHEV Egor	RUS	88.3 25.	98.0 9.	12	-0.27 2.6	68.6 22.
26	MICHALEK Jan	CZE	88.5 19.	90.0 36.	12	-0.44 4.3	54.3 35.
27	LAVTIZAR Anze	SLO	88.7 10.	95.0 26.	12	-0.69 6.7	66.7 24.

Bib	Name	Ctry Code	Speed [km/h] Rank	Dist. [m] Rank	G/W Comp.		Points Rank
					Gate Points	[m/s] Points	
28	STEMBERGER Matija	SLO	88.5 19.	93.0 32.	12	-0.81 7.8	63.8 30.
29	LOIT Rauno	EST	88.4 21.	88.0 41.	12	-0.65 6.3	52.3 38.
30	TKACHENKO Sergey	KAZ	88.6 12.	100.0 5.	12	-0.42 4.1	74.1 10.
31	ROCH DUPLAND Thomas	FRA	88.6 12.	96.0 21.	12	-0.21 2.0	64.0 28.
32	BAZHENOV Aleksandr	RUS	88.2 31.	99.5 6.	12	-0.20 1.9	70.9 17.
33	VAENSKAE Elias	FIN	88.8 7.	97.0 13.	12	-0.86 8.3	72.3 13.
34	NAKAMURA Naoki	JPN	88.6 12.	101.5 3.	12	-0.93 9.0	82.0 3.
35	SAKALA Filip	CZE	89.2 1.	96.0 21.	12	-0.85 8.2	70.2 19.
36	WANG Bingrong	CHN	88.0 41.	72.0 51.	12	-0.78 7.6	21.6 50.
37	YAKIBYUK Igor	UKR	88.0 41.	81.0 48.	12	-0.61 5.9	37.9 48.
38	DODYUK Vitalii	UKR	87.5 51.	73.5 50.	12	-0.32 3.1	20.1 51.
39	HEIDE Raiko	EST	88.4 21.	83.5 47.	12	-0.20 1.9	38.9 45.
40	SOUCEK Jan	CZE	88.3 25.	87.0 42.	12	-0.24 2.3	46.3 44.
41	KLYMCHUK Andrii	UKR	87.9 48.	91.0 35.	12	-0.05 0.5	52.5 36.
42	TAEHKAEVUORI Riku	FIN	88.9 5.	102.0 1.	12	0.32 -2.6	71.4 15.
43	TROFIMOV Roman Sergeevich	RUS	88.0 41.	102.0 1.	11	-0.57 5.5	82.9 1.
44	TAEHKAEVUORI Frans	FIN	88.2 31.	96.0 21.	11	-0.66 6.4	71.8 14.
45	VALTA Ossi-Pekka	FIN	88.7 10.	93.5 30.	11	-0.94 9.1	69.5 20.
46	SIMON Tobias	GER		DNS			
47	MAYLAENDER Jan	GER	88.6 12.	97.0 13.	11	-0.93 9.0	76.4 6.
48	MUMINOV Sabirzhan	KAZ	88.6 12.	97.0 13.	11	-1.12 10.8	78.2 4.
49	LACKNER Thomas	AUT	88.9 5.	101.0 4.	11	-0.70 6.8	82.2 2.
50	KOZISEK Cestmir	CZE	88.1 37.	97.0 13.	11	-0.71 6.9	74.3 9.
51	KOT Jakub	POL	88.0 41.	98.0 9.	11	-0.55 5.3	74.7 8.
52	BIELA Stanislaw	POL	88.2 31.	94.5 27.	11	-0.39 3.8	66.2 26.
53	MAKSIMOVICH Mikhail	RUS		DNS			



Results

Competition / Weather Information											
	Time	Base Values			Weather	Temp. Start / Finish [°C]		Humid. [%]	Tan. Wind [m/s]		
		Wind	Gate	Length		Air			Min.	Max.	Avg.
Trial Round	18:30 - 19:07	0.00	12		Cloudy	-2.9 / -3.0		72 / 70	-1.28	0.69	-0.52

Statistics													
	Gate		Athletes	Falls	Distance [m]			Speed [km/h]			Competitors / Countries		
	No.	Diff.			Min.	Max.	Avg.	Min.	Max.	Avg.	In start list	Started	With results
Trial Round	11		9	0	93.5	102.0	97.3	88.0	88.9	88.3	53/16	51/16	51/16
	12		42	0	72.0	102.0	91.9	87.5	89.2	88.3			

NOTES

A bolded line in the "Gate" column indicates a change in gate assignment at that point.

Total Point score Calculation:

60 points are awarded for jumping the K-point distance. 2.0 points/metre are added to (or subtracted from) the competitor's total points for the jump's difference in length from the K-point. The gate and/or wind compensation points are added to, or subtracted from, the total points.

LEGEND

Avg.	Average	Ctry Code	Country Code	Diff.	Difference
Dist.	Distance	DNS	Did Not Start	G/W Comp.	Gate / Wind Compensation
Humid.	Humidity Start / Finish	Max.	Maximum	Min.	Minimum
No.	Number	Tan. Wind	Tangential Wind		



Results

Jury / Competition Management				Judges					Hill Data / Calculation			
FIS Technical Delegate (TD)	JELENSKY Jan (SVK)	A	SATOH Mitsugu (JPN)	Hill Size HS (95%)		106m (100.5m)						
Chief of Competition	ZYRYANOV Sergey (KAZ)	B	KOROBOV Nikolay (KAZ)	K-Point		95m						
FIS Assistant TD	SALVI Franck (FRA)	C	VETTORI Marion (AUT)	Metre Value		2.0 points per m						
FIS Equipment Controller	FORRER Ueli (SUI)	D	RAICH Danes (CZE)	Gate Factor		7.00 points per m						
FISU Technical Delegate	GANZENHUBER Paul (AUT)	E	STAHLHUT Erik (GER)	Wind Factors - Head / Tail		8.00 / 9.68 points per m/s						

Rank	Bib	Name	Ctry Code	Speed [km/h]	Distance		Judges Marks					Judges Points	Gate / Wind Compensation			Round		Total
					[m]	Points	A	B	C	D	E		Gate Points	[m/s]	Points	Total	Rank	
1.	34	NAKAMURA Naoki	JPN	88.2	100.0	70.0	18.5	18.0	17.5	18.0	18.5	54.5	10	-1.00	9.7	134.2	1.	265.8
				88.4	99.0	68.0	18.0	18.5	18.0	18.0	18.5	54.5	12	-3.4	-1.29	12.5	131.6	
2.	53	MAKSIMOCHKIN Mikhail	RUS	88.1	98.0	66.0	18.0	17.5	18.0	17.5	18.5	53.5	10	-0.99	9.6	129.1	2.	263.4
				88.6	98.5	67.0	18.0	18.0	18.0	17.5	18.0	54.0	12	-3.4	-1.73	16.7	134.3	
3.	49	LACKNER Thomas	AUT	88.3	98.5	67.0	18.0	18.0	18.0	18.5	18.0	54.0	10	-0.63	6.1	127.1	5.	261.2
				89.5	99.5	69.0	18.0	18.5	18.5	18.5	18.5	55.5	12	-3.4	-1.34	13.0	134.1	
4.	13	VODAN Aljaz	SLO	88.3	103.0	76.0	18.0	18.0	18.5	18.0	18.5	54.5	10	0.29	-2.3	128.2	3.	256.9
				89.0	96.0	62.0	17.5	18.0	17.5	17.5	18.0	53.0	12	-3.4	-1.77	17.1	128.7	
5.	10	MODIC Andraz	SLO	87.4	100.0	70.0	18.0	17.0	17.5	17.0	18.0	52.5	10	0.10	-0.8	121.7	14.	254.4
				88.0	98.0	66.0	17.5	18.0	18.0	17.5	18.0	53.5	11	-1.36	13.2	132.7	3.	
6.	50	KOZISEK Cestmir	CZE	88.0	100.0	70.0	17.0	17.5	17.5	17.5	18.0	52.5	10	-0.56	5.4	127.9	4.	253.7
				88.7	96.0	62.0	17.0	17.5	17.5	17.0	17.5	52.0	12	-3.4	-1.57	15.2	125.8	
7.	8	KANTYKA Przemyslaw	POL	88.4	98.0	66.0	17.5	17.5	17.5	17.5	18.0	52.5	10	-0.36	3.5	122.0	13.	252.8
				89.1	97.0	64.0	17.5	17.5	17.5	17.5	18.0	52.5	11	-1.48	14.3	130.8	6.	
8.	25	USACHEV Egor	RUS	87.9	99.0	68.0	16.5	17.0	17.0	17.0	16.5	50.5	10	-0.79	7.6	126.1	6.	252.2
				88.7	97.5	65.0	16.5	17.5	17.0	17.0	17.5	51.5	12	-3.4	-1.34	13.0	126.1	
9.	43	TROFIMOV Roman Sergeevich	RUS	88.0	99.0	68.0	16.0	16.0	16.0	16.5	16.5	48.5	10	-0.79	7.6	124.1	9.	250.2
				88.8	97.5	65.0	16.5	17.5	17.0	17.0	16.5	50.5	12	-3.4	-1.45	14.0	126.1	
10.	32	BAZHENOV Aleksandr	RUS	88.0	95.5	61.0	17.0	17.5	17.5	17.0	17.0	51.5	10	-1.10	10.6	123.1	10.	250.0
				88.6	97.5	65.0	17.0	16.0	18.0	17.5	17.5	52.0	12	-3.4	-1.37	13.3	126.9	
11.	44	TAEHKAEVUORI Frans	FIN	87.9	95.0	60.0	17.0	16.5	16.5	17.0	16.0	50.0	10	-0.75	7.3	117.3	20.	249.1
				88.5	100.0	70.0	17.5	17.5	16.5	18.0	16.5	51.5	11	-1.06	10.3	131.8	4.	
12.	30	TKACHENKO Sergey	KAZ	87.9	94.0	58.0	17.5	17.5	17.0	17.5	17.5	52.5	10	-1.21	11.7	122.2	12.	248.5
				88.8	96.5	63.0	17.0	17.0	18.0	15.5	15.5	49.5	11	-1.43	13.8	126.3	10.	
13.	2	LANIN Ivan	RUS	87.7	100.0	70.0	17.5	17.5	18.0	17.5	17.5	52.5	10	0.00	0.0	122.5	11.	248.1
				88.5	96.5	63.0	17.0	16.5	17.5	16.5	17.0	50.5	11	-1.25	12.1	125.6	14.	
14.	52	BIELA Stanislaw	POL	88.3	96.5	63.0	17.5	17.5	17.5	18.0	17.5	52.5	10	-1.05	10.2	125.7	7.	247.5
				89.1	95.0	60.0	17.0	16.5	17.0	17.0	17.0	51.0	12	-3.4	-1.47	14.2	121.8	
15.	48	MUMINOV Sabirzhan	KAZ	88.3	101.0	72.0	17.0	17.5	16.0	15.5	16.0	49.0	10	-0.34	3.3	124.3	8.	245.0
				89.3	95.0	60.0	16.5	17.0	17.0	16.5	17.0	50.5	12	-3.4	-1.40	13.6	120.7	
16.	27	LAVTIZAR Anze	SLO	88.0	96.0	62.0	17.5	17.5	17.5	17.5	17.5	52.5	10	-0.59	5.7	120.2	15.	243.9
				88.5	95.0	60.0	17.5	17.5	17.5	18.0	17.5	52.5	11	-1.16	11.2	123.7	16.	
17.	51	KOT Jakub	POL	87.7	96.0	62.0	17.5	18.0	17.5	17.5	17.5	52.5	10	-0.58	5.6	120.1	17.	243.6
				88.1	95.0	60.0	17.5	17.5	17.0	17.5	17.5	52.5	11	-1.14	11.0	123.5	17.	
17.	14	MIETUS Krzysztof	POL	88.0	97.0	64.0	17.5	17.0	17.5	17.5	18.0	52.5	10	0.01	-0.1	116.4	23.	243.6
				88.4	98.0	66.0	17.5	17.5	18.0	17.5	18.0	53.0	11	-0.85	8.2	127.2	8.	
19.	18	SHISHKIN Vadim	RUS	87.6	96.0	62.0	17.0	17.0	16.5	17.5	17.5	51.5	10	-0.68	6.6	120.1	17.	242.9
				88.1	96.0	62.0	17.0	17.5	16.5	17.0	16.5	50.5	11	-1.06	10.3	122.8	18.	
20.	17	HAMMANN Petrick Steffen	GER	88.0	95.0	60.0	17.0	17.0	17.0	17.5	17.5	51.5	10	-0.54	5.2	116.7	21.	238.7
				88.4	96.5	63.0	16.5	17.5	17.0	17.5	17.5	52.0	11	-0.72	7.0	122.0	20.	
21.	4	SCHAFFER Lucas	AUT	87.7	102.0	74.0	17.5	17.0	16.0	18.0	17.5	52.0	10	0.72	-5.8	120.2	15.	238.6
				88.6	93.5	57.0	16.5	17.5	17.0	16.5	17.0	50.5	11	-1.13	10.9	118.4	24.	
22.	21	KUKULA Artur	POL	88.0	95.5	61.0	17.5	17.5	17.0	17.5	17.5	52.5	10	-0.42	4.1	117.6	19.	237.1
				88.5	94.0	58.0	17.5	17.5	17.5	17.5	17.5	52.5	11	-0.93	9.0	119.5	23.	
23.	42	TAEHKAEVUORI Riku	FIN	88.1	93.5	57.0	16.0	16.5	16.0	16.0	17.0	48.5	10	-0.68	6.6	112.1	27.	236.5
				88.6	96.5	63.0	16.5	16.5	16.0	17.0	17.0	50.0	11	-1.18	11.4	124.4	15.	
24.	3	LEJA Krzysztof	POL	87.5	97.0	64.0	17.5	17.0	17.5	18.0	18.0	53.0	10	0.67	-5.4	111.6	28.	234.3
				88.4	95.5	61.0	17.0	17.5	17.5	17.0	17.0	51.5	11	-1.05	10.2	122.7	19.	
25.	9	KOGA Max	JPN	87.7	97.0	64.0	17.5	17.5	16.0	17.5	17.5	52.5	10	0.06	-0.5	116.0	24.	233.8
				88.1	93.0	56.0	17.5	17.5	17.0	17.5	17.0	52.0	11	-1.01	9.8	117.8	25.	
26.	31	ROCH DUPLAND Thomas	FRA	88.1	89.5	49.0	17.0	17.0	16.5	17.5	17.0	51.0	10	-1.55	15.0	115.0	25.	232.5
				88.4	93.0	56.0	17.5	17.0	17.0	17.0	17.5	51.5	11	-1.03	10.0	117.5	26.	
27.	45	VALTA Ossi-Pekka	FIN	88.3	92.5	55.0	17.5	17.0	17.0	17.5	17.5	52.0	10	-1.00	9.7	116.7	21.	230.6
				88.8	93.5	57.0	17.0	17.0	17.0	17.5	17.0	51.0	11	-0.61	5.9	113.9	29.	



Results

Rank	Bib	Name	Ctry Code	Speed [km/h]	Distance		Judges Marks					Judges Points	Gate / Wind Compensation			Round		Total
					[m]	Points	A	B	C	D	E		Gate Points	[m/s]	Points	Total	Rank	
28.	33	VAENSKAE Elias	FIN	88.2 88.3	91.0 92.0	52.0 54.0	17.0	17.0	16.5	17.0	17.0	51.0 51.5	11	-1.24 -0.93	12.0 9.0	115.0 114.5	25. 28.	229.5
29.	12	DEMIR Ayberk	TUR	88.0 88.6	96.0 94.5	62.0 59.0	16.5	17.0	16.0	17.0	17.0	50.5 49.0	10 11	0.27 -0.76	-2.2 7.4	110.3 115.4	29. 27.	225.7
30.	19	WATANABE Rikuta	JPN	88.1 88.4	91.0 89.0	52.0 48.0	16.5	17.0	16.0	17.0	17.0	50.5 50.5	10 11	-0.65 -0.51	6.3 4.9	108.8 103.4	30. 30.	212.2

Not Qualified for Final Round

31.	35	SAKALA Filip	CZE	88.5	91.0	52.0	16.5	17.0	16.0	16.5	16.0	49.0	10	-0.76	7.4	108.4	31.	108.4
32.	7	WATANABE Tomoya	JPN	87.7	92.0	54.0	17.0	17.5	16.0	17.5	17.0	51.5	10	-0.22	2.1	107.6	32.	107.6
33.	20	CINTIMAR Muhammet Irfan	TUR	87.4	90.0	50.0	17.0	17.0	16.5	16.5	16.5	50.0	10	-0.43	4.2	104.2	33.	104.2
34.	28	STEMBERGER Matija	SLO	88.0	88.5	47.0	16.5	16.0	16.0	16.5	16.5	49.0	10	-0.75	7.3	103.3	34.	103.3
35.	6	GUNGEN Muhammed Munir	TUR	87.5	90.5	51.0	17.0	16.5	16.5	17.0	16.5	50.0	10	-0.20	1.9	102.9	35.	102.9
36.	26	MICHALEK Jan	CZE	87.9	87.0	44.0	16.5	17.0	16.0	17.0	16.5	50.0	10	-0.81	7.8	101.8	36.	101.8
37.	15	CAPUDER Martin	SLO	87.6	90.0	50.0	17.0	16.0	16.5	17.0	16.5	50.0	10	-0.15	1.5	101.5	37.	101.5
38.	41	KLYMCHUK Andrii	UKR	87.7	88.0	46.0	16.0	16.5	15.5	16.0	16.0	48.0	10	-0.75	7.3	101.3	38.	101.3
39.	47	MAYLAENDER Jan	GER	88.0	95.0	60.0	10.0	10.5	10.5	10.5	10.0	31.0	10	-0.84	8.1	99.1	39.	99.1
40.	24	Si Jeong-Heon	KOR	88.5	87.0	44.0	15.5	16.5	16.0	16.0	16.0	48.0	10	-0.40	3.9	95.9	40.	95.9
41.	5	LEE Ju-Chan	KOR	87.3	89.5	49.0	17.0	16.5	16.5	16.5	16.5	49.5	10	0.36	-2.9	95.6	41.	95.6
42.	29	LOIT Rauno	EST	87.8	82.5	35.0	16.0	16.5	16.0	16.5	16.0	48.5	10	-1.23	11.9	95.4	42.	95.4
43.	16	NOGIN Roman	KAZ	88.0	85.5	41.0	15.5	16.5	15.0	16.0	16.0	47.5	10	-0.49	4.7	93.2	43.	93.2
44.	11	ADILOV Akram	KAZ	87.4	88.0	46.0	16.5	17.0	16.0	16.5	16.5	49.5	10	0.38	-3.0	92.5	44.	92.5
45.	22	AKHABADZE Sergey	GEO	88.1	80.5	31.0	16.0	16.0	15.5	16.0	16.0	48.0	10	-0.78	7.6	86.6	45.	86.6
46.	40	SOUCEK Jan	CZE	87.9	80.0	30.0	15.5	15.5	15.5	16.5	16.0	47.0	10	-0.91	8.8	85.8	46.	85.8
47.	1	ZEPIC Aljaz	SLO	87.4	79.0	28.0	16.0	16.5	15.5	16.0	16.0	48.0	10	-0.74	7.2	83.2	47.	83.2
48.	37	YAKIBYUK Igor	UKR	87.8	79.0	28.0	15.0	16.0	15.5	16.5	16.0	47.5	10	-0.50	4.8	80.3	48.	80.3
49.	39	HEIDE Raiko	EST	87.9	76.5	23.0	15.5	15.5	15.5	16.5	16.0	47.0	10	-0.84	8.1	78.1	49.	78.1
50.	38	DODYUK Vitalii	UKR	87.4	75.0	20.0	15.0	15.5	15.0	16.0	15.5	46.0	10	-0.16	1.5	67.5	50.	67.5
51.	36	WANG Bingrong	CHN	87.4	72.0	14.0	13.5	13.5	13.5	14.0	14.0	41.0	10	-0.48	4.6	59.6	51.	59.6

Disqualified

23	ZELENCHUK Ivan	UKR	SCE 4
----	----------------	-----	-------

Did Not Start

46	SIMON Tobias	GER
----	--------------	-----

Reason for disqualification:

SCE 4 : suit





Almaty 2017

28TH WINTER UNIVERSIADE

WED 1 FEB 2017

Start Time 19:31 / End Time 21:31

Results

Competition / Weather Information										
	Time	Base Values			Weather	Temp. Start / Finish [°C]		Humid. [%]	Tan. Wind [m/s]	
		Wind	Gate	Length		Air	Min.		Max.	Avg.
1st Round	19:31 - 20:31	0.00	10		Cloudy	-3.1 / -3.3	70 / 72	-1.55	0.72	-0.52
Final Round	20:52 - 21:31	0.00	11		Cloudy	-3.3 / -3.3	72 / 73	-1.77	-0.51	-1.21

Statistics													
	Gate		Athletes	Falls	Distance [m]			Speed [km/h]			Competitors / Countries		
	No.	Diff.			Min.	Max.	Avg.	Min.	Max.	Avg.	In start list	Started	With results
1st Round	10		51	1	72.0	103.0	91.9	87.3	88.5	87.9	53/16	52/16	51/16
Final Round	11		20	0	89.0	100.0	95.1	88.0	89.1	88.4	30/11	30/11	30/11
	12		10	0	95.0	99.5	97.1	88.4	89.5	88.8			

FIS Technical Delegate (TD)

JELENSKY Jan (SVK)

Chief of Competition

ZYRYANOV Sergey (KAZ)

NOTES

How point scores are calculated

A competitor is awarded 60 points for jumping the K-point distance. For every meter more or less than the K-point, a competitor has 2.0 points added or subtracted from his total. In addition, competitors are awarded points for style (for flight, landing and out-run) up to a maximum of 20 per judge. Five judges score each jump, with the highest and lowest scores discarded and the scores of the other three summed and added to the competitor's points for distance. The gate and/or wind compensation points are added to, or subtracted from, the total points.

LEGEND

Avg.	Average	Ctry Code	Country Code	Diff.	Difference
Humid.	Humidity Start / Finish	Max.	Maximum	Min.	Minimum
No.	Number	Tan. Wind	Tangential Wind		





Results

Jury / Competition Management				Judges				Hill Data / Calculation			
FIS Technical Delegate (TD)	JELENSKY Jan (SVK)	A	SATOH Mitsugu (JPN)	Hill Size HS (95%)	106m (100.5m)						
Chief of Competition	ZYRYANOV Sergey (KAZ)	B	KOROBOV Nikolay (KAZ)	K-Point	95m						
FIS Assistant TD	SALVI Franck (FRA)	C	VETTORI Marion (AUT)	Metre Value	2.0 points per m						
FIS Equipment Controller	FORRER Ueli (SUI)	D	RAICH Danes (CZE)	Gate Factor	7.00 points per m						
FISU Technical Delegate	GANZENHUBER Paul (AUT)	E	STAHLHUT Erik (GER)	Wind Factors - Head / Tail	8.00 / 9.68 points per m/s						

Bib	Name	Ctry Code	1st Round					2nd Round					Remarks
			Speed	Distance	G/W	Comp.	Points	Speed	Distance	G/W	Comp.	Points	
			[km/h]	[m]	Gate	[m/s]	Rank	[km/h]	[m]	Gate	[m/s]	Rank	
1	ZEPIC Aljaz	SLO	87.9	85.0	13	0.18	38.6	87.3	78.0	11	-0.38	29.7	
			25.	37.		-1.4	43.	48.	46.		3.7	46.	
2	LANIN Ivan	RUS	DNS					88.2	96.0	11	-0.17	63.6	
								16.	16.		1.6	22.	
3	LEJA Krzysztof	POL	88.7	97.0	13	-0.42	68.1	88.1	95.0	11	-0.24	62.3	
			1.	6.		4.1	18.	21.	22.		2.3	24.	
4	SCHAFFER Lucas	AUT	DNS					DNS					
5	LEE Ju-Chan	KOR	88.3	81.5	13	-0.67	39.5	87.7	84.5	11	-0.01	39.1	
			10.	42.		6.5	42.	37.	40.		0.1	43.	
6	GUNGEN Muhammed Munir	TUR	87.9	82.0	12	-0.55	42.7	87.7	80.5	11	-0.24	33.3	
			25.	41.	3.4	5.3	41.	37.	45.		2.3	45.	
7	WATANABE Tomoya	JPN	88.0	95.0	12	-0.38	67.1	87.7	96.0	11	-0.27	64.6	
			23.	11.	3.4	3.7	20.	37.	16.		2.6	18.	
8	KANTYKA Przemyslaw	POL	88.7	99.5	12	-0.02	72.6	88.6	100.0	11	-0.35	73.4	
			1.	2.	3.4	0.2	8.	3.	7.		3.4	5.	
9	KOGA Max	JPN	88.0	91.0	12	-0.14	56.8	87.9	86.5	11	-0.21	45.0	
			23.	27.	3.4	1.4	32.	34.	37.		2.0	39.	
10	STEINDL Fabian	AUT	DNS					DNS					
11	MODIC Andraz	SLO	87.4	99.0	11	0.15	73.7	87.7	98.5	11	-0.38	70.7	
			44.	3.	6.9	-1.2	6.	37.	10.		3.7	8.	
12	ADILOV Akram	KAZ	87.8	87.0	11	-0.05	51.4	87.9	86.5	11	-0.51	47.9	
			33.	34.	6.9	0.5	37.	34.	37.		4.9	37.	
13	DEMIR Ayberk	TUR	88.3	90.0	11	-0.43	61.1	88.3	91.0	11	-0.15	53.5	
			10.	29.	6.9	4.2	29.	11.	30.		1.5	33.	
14	VODAN Aljaz	SLO	88.4	94.5	11	-0.42	70.0	88.4	98.0	11	-0.29	68.8	
			5.	14.	6.9	4.1	13.	7.	11.		2.8	10.	
15	MIETUS Krzysztof	POL	88.1	96.0	11	-0.58	74.5	88.0	99.0	11	-0.34	71.3	
			21.	8.	6.9	5.6	4.	30.	8.		3.3	7.	
16	CAPUDER Martin	SLO	87.6	85.0	11	-0.63	53.0	87.7	90.0	11	-0.23	52.2	
			42.	37.	6.9	6.1	35.	37.	35.		2.2	36.	
17	NOGIN Roman	KAZ	88.4	86.5	11	-0.45	54.3	88.4	84.5	11	-0.28	41.7	
			5.	36.	6.9	4.4	34.	7.	40.		2.7	41.	
18	HAMMANN Petrick Steffen	GER	87.9	92.0	11	-0.85	69.1	88.1	95.0	11	-0.49	64.7	
			25.	24.	6.9	8.2	17.	21.	22.		4.7	17.	
19	SHISHKIN Vadim	RUS	87.9	88.0	11	-0.66	59.3	88.1	96.0	11	-0.29	64.8	
			25.	32.	6.9	6.4	30.	21.	16.		2.8	16.	
20	WATANABE Rikuta	JPN	88.2	92.5	11	-0.40	65.8	88.1	91.0	11	-0.16	53.5	
			15.	21.	6.9	3.9	23.	21.	30.		1.5	33.	
21	CINTIMAR Muhammet Irfan	TUR	87.8	92.5	11	-0.09	62.8	87.6	90.0	11	-0.39	53.8	
			33.	21.	6.9	0.9	27.	43.	35.		3.8	31.	
22	KUKULA Artur	POL	87.8	91.5	11	-0.22	62.0	88.1	93.0	11	-0.68	62.6	
			33.	26.	6.9	2.1	28.	21.	28.		6.6	23.	
23	AKHABADZE Sergey	GEO	DNS					DNS					
24	ZELECHUK Ivan	UKR	87.1	72.0	11	-0.35	24.3	87.2	72.0	11	-0.56	19.4	
			47.	47.	6.9	3.4	46.	49.	48.		5.4	48.	
25	SI Jeong-Heon	KOR	88.3	84.5	11	-0.28	48.6	88.3	84.5	11	-0.68	45.6	
			10.	39.	6.9	2.7	38.	11.	40.		6.6	38.	



Results

Bib	Name	Ctry Code	1st Round					2nd Round					Remarks
			Speed	Distance	G/W	Comp.	Points	Speed	Distance	G/W	Comp.	Points	
			[km/h]	[m]	Gate	[m/s]	Rank	[km/h]	[m]	Gate	[m/s]	Rank	
26	USACHEV Egor	RUS	87.9	93.0	11	-0.53	68.0	88.1	95.5	11	-0.36	64.5	
			25.	20.	6.9	5.1	19.	21.	21.		3.5	19.	
27	MICHALEK Jan	CZE	87.8	87.5	11	-0.30	54.8	88.2	90.5	11	-0.37	54.6	
			33.	33.	6.9	2.9	33.	16.	33.		3.6	30.	
28	LAVTIZAR Anze	SLO	88.2	96.5	11	-0.25	72.3	88.3	96.5	11	-0.26	65.5	
			15.	7.	6.9	2.4	9.	11.	14.		2.5	13.	
29	STEMBERGER Matija	SLO	88.1	88.5	11	-0.48	58.5	88.1	91.0	11	-0.17	53.6	
			21.	31.	6.9	4.6	31.	21.	30.		1.6	32.	
30	NAZAROV Mikhail	RUS	87.7	94.0	11	-0.19	66.7	88.0	97.0	11	-0.22	66.1	
			39.	15.	6.9	1.8	21.	30.	13.		2.1	12.	
31	LOIT Rauno	EST	87.9	83.5	11	-0.47	48.4	88.0	84.5	11	-0.35	42.4	
			25.	40.	6.9	4.5	39.	30.	40.		3.4	40.	
32	TKACHENKO Sergey	KAZ	88.4	97.5	11	0.00	71.9	88.4	100.5	11	-0.24	73.3	
			5.	5.	6.9	0.0	10.	7.	5.		2.3	6.	
33	ROCH DUPLAND Thomas	FRA	87.8	92.0	11	-0.59	66.6	88.3	96.0	11	-0.22	64.1	
			33.	24.	6.9	5.7	22.	11.	16.		2.1	20.	
34	BAZHENOV Aleksandr	RUS	87.8	95.0	11	-0.30	69.8	88.1	101.0	11	-0.45	76.4	
			33.	11.	6.9	2.9	14.	21.	3.		4.4	3.	
35	VAENSKAE Elias	FIN	88.2	92.5	11	-0.23	64.1	88.4	95.0	11	-0.42	64.1	
			15.	21.	6.9	2.2	25.	7.	22.		4.1	20.	
36	NAKAMURA Naoki	JPN	88.2	100.5	11	-0.20	79.8	88.3	101.0	11	-0.33	75.2	
			15.	1.	6.9	1.9	1.	11.	3.		3.2	4.	
37	SAKALA Filip	CZE	88.4	95.5	11	-0.31	70.9	88.7	96.5	11	-0.24	65.3	
			5.	10.	6.9	3.0	11.	1.	14.		2.3	14.	
38	WANG Bingrong	CHN	87.4	70.0	11	0.22	15.1	87.6	70.5	11	-0.19	12.8	
			44.	49.	6.9	-1.8	49.	43.	50.		1.8	50.	
39	YAKIBYUK Igor	UKR	87.5	73.0	11	-0.02	23.1	87.5	75.0	11	-0.35	23.4	
			43.	46.	6.9	0.2	47.	46.	47.		3.4	47.	
40	DODYUK Vitalii	UKR	87.1	71.5	11	-0.10	20.9	87.1	71.5	11	-0.04	13.4	
			47.	48.	6.9	1.0	48.	50.	49.		0.4	49.	
41	HEIDE Raiko	EST	DNS					DNS					
42	SOUCEK Jan	CZE	87.7	77.5	11	-0.09	32.8	88.1	82.0	11	0.05	33.6	
			39.	44.	6.9	0.9	45.	21.	44.		-0.4	44.	
43	KLYMCHUK Andrii	UKR	87.4	77.0	11	-0.24	33.2	87.6	85.0	11	0.08	39.4	
			44.	45.	6.9	2.3	44.	43.	39.		-0.6	42.	
44	TAEHKAEVUORI Riku	FIN	88.4	81.5	11	-0.46	44.4	88.5	90.5	11	-0.16	52.5	
			5.	42.	6.9	4.5	40.	4.	33.		1.5	35.	
45	TROFIMOV Roman Sergeevich	RUS	87.9	98.5	11	-0.44	78.2	88.2	104.5	11	0.15	77.8	
			25.	4.	6.9	4.3	2.	16.	1.		-1.2	1.	
46	TAEHKAEVUORI Frans	FIN	88.3	94.0	11	-0.59	70.6	88.2	99.0	11	0.04	67.7	
			10.	15.	6.9	5.7	12.	16.	8.		-0.3	11.	
47	VALTA Ossi-Pekka	FIN	88.7	89.0	11	-0.87	63.3	88.5	96.0	11	0.10	61.2	
			1.	30.	6.9	8.4	26.	4.	16.		-0.8	25.	
48	SIMON Tobias	GER	DNS					DNS					
49	MAYLAENDER Jan	GER	87.9	94.0	11	-0.98	74.4	88.0	100.5	11	0.04	70.7	
			25.	15.	6.9	9.5	5.	30.	5.		-0.3	8.	
50	MUMINOV Sabirzhan	KAZ	88.5	95.0	11	-0.60	72.7	88.7	103.5	11	0.05	76.6	
			4.	11.	6.9	5.8	7.	1.	2.		-0.4	2.	
51	LACKNER Thomas	AUT	DNS					DNS					
52	KOZISEK Cestmir	CZE	88.2	96.0	11	-0.66	75.3	88.2	97.5	11	-0.03	65.3	
			15.	8.	6.9	6.4	3.	16.	12.		0.3	14.	
53	KOT Jakub	POL	87.1	87.0	11	-0.16	52.4	87.4	94.5	11	-0.11	60.1	
			47.	34.	6.9	1.5	36.	47.	25.		1.1	28.	
54	ROMASHOV Alexey	RUS	87.7	94.0	11	-0.47	69.4	87.7	94.0	11	-0.23	60.2	
			39.	15.	6.9	4.5	15.	37.	26.		2.2	27.	



Results

Bib	Name	Ctry Code	1st Round					2nd Round					Remarks
			Speed	Distance	G/W	Comp.	Points	Speed	Distance	G/W	Comp.	Points	
			[km/h]	[m]	Gate	[m/s]	Rank	[km/h]	[m]	Gate	[m/s]	Rank	
55	BIELA Stanislaw	POL	88.3	93.5	11	-0.56	69.3	88.5	94.0	11	-0.28	60.7	
			10.	19.	6.9	5.4	16.	4.	26.		2.7	26.	
56	MAKSIMOVICH Mikhail	RUS	88.2	91.0	11	-0.60	64.7	87.9	93.0	11	-0.18	57.7	
			15.	27.	6.9	5.8	24.	34.	28.		1.7	29.	

Competition / Weather Information

	Time	Base Values			Weather	Temp. Start / Finish [°C]	Humid. [%]	Tan. Wind [m/s]		
		Wind	Gate	Length				Min.	Max.	Avg.
1st Round	18:30 - 19:09	0.00	13		Cloudy	-3.6 / -3.8	63 / 65	-0.98	0.22	-0.36
2nd Round	19:17 - 19:52	0.00	11		Cloudy	-3.8 / -3.9	67 / 67	-0.68	0.15	-0.24

Statistics

	Gate		Athletes	Falls	Distance [m]			Speed [km/h]			Competitors / Countries		
	No.	Diff.			Min.	Max.	Avg.	Min.	Max.	Avg.	In start list	Started	With results
1st Round	11		42	0	70.0	100.5	89.2	87.1	88.7	87.9	56/16	49/14	49/14
	12		4	0	82.0	99.5	91.8	87.9	88.7	88.1			
	13		3	0	81.5	97.0	87.8	87.9	88.7	88.3			
2nd Round	11		50	0	70.5	104.5	91.6	87.1	88.7	88.0	56/16	50/14	50/14

NOTES

A bolded line in the "Gate" column indicates a change in gate assignment at that point.

Total Point score Calculation:

60 points are awarded for jumping the K-point distance. 2.0 points/metre are added to (or subtracted from) the competitor's total points for the jump's difference in length from the K-point. The gate and/or wind compensation points are added to, or subtracted from, the total points.

LEGEND

Avg.	Average	Ctry Code	Country Code	Diff.	Difference
Dist.	Distance	DNS	Did Not Start	G/W Comp.	Gate / Wind Compensation
Humid.	Humidity Start / Finish	Max.	Maximum	Min.	Minimum
No.	Number	Tan. Wind	Tangential Wind		



Results

Jury / Competition Management				Judges				Hill Data / Calculation			
FIS Technical Delegate (TD)	JELENSKY Jan (SVK)	A	SATOH Mitsugu (JPN)	Hill Size HS (95%)	106m (100.5m)						
Chief of Competition	ZYRYANOV Sergey (KAZ)	B	KOROBOV Nikolay (KAZ)	K-Point	95m						
FIS Assistant TD	SALVI Franck (FRA)	C	VETTORI Marion (AUT)	Metre Value	2.0 points per m						
FIS Equipment Controller	FORRER Ueli (SUI)	D	RAICH Danes (CZE)	Gate Factor	7.00 points per m						
FISU Technical Delegate	GANZENHUBER Paul (AUT)	E	STAHLHUT Erik (GER)	Wind Factors - Head / Tail	8.00 / 9.68 points per m/s						

Bib	Name	Ctry Code	1st Round					2nd Round					Remarks
			Speed	Distance	G/W	Comp.	Points	Speed	Distance	G/W	Comp.	Points	
			[km/h]	[m]	Gate	[m/s]	Rank	[km/h]	[m]	Gate	[m/s]	Rank	
1	ZEPIC Aljaz	SLO	DNS					88.1	86.5	12	-0.04	43.4	
2	LANIN Ivan	RUS	88.8	103.0	12	-0.20	77.9	88.9	103.5	12	-0.06	77.6	
			10.	1.		1.9	2.	1.	2.		0.6	3.	
3	LEJA Krzysztof	POL	88.6	98.0	12	-0.04	66.4	88.4	96.5	11	-0.03	66.7	
			20.	16.		0.4	20.	4.	17.	3.4	0.3	21.	
4	SCHAFFER Lucas	AUT	88.2	96.0	12	0.02	61.8	88.3	96.0	11	-0.11	66.5	
			37.	23.		-0.2	25.	5.	20.	3.4	1.1	22.	
5	LEE Ju-Chan	KOR	88.2	89.0	12	0.00	48.0	88.1	87.5	11	-0.22	50.5	
			37.	34.		0.0	36.	6.	39.	3.4	2.1	39.	
6	GUNGEN Muhammed Munir	TUR	88.3	91.5	12	-0.14	54.4	88.0	87.5	11	0.05	48.0	
			34.	30.		1.4	31.	9.	39.	3.4	-0.4	42.	
7	WATANABE Tomoya	JPN	88.4	100.5	12	0.18	69.6	88.1	97.5	11	-0.12	69.6	
			32.	6.		-1.4	13.	6.	12.	3.4	1.2	17.	
8	KANTYKA Przemyslaw	POL	89.1	103.0	12	0.26	73.9	88.9	101.0	11	0.01	75.3	
			3.	1.		-2.1	4.	1.	5.	3.4	-0.1	6.	
9	KOGA Max	JPN	88.4	92.0	12	0.05	53.6	88.0	93.5	11	0.13	59.4	
			32.	29.		-0.4	33.	9.	33.	3.4	-1.0	34.	
10	STEINDL Fabian	AUT	DNS					DNS					
11	MODIC Andraz	SLO	DNS					87.7	102.5	11	0.35	75.6	
								14.	3.	3.4	-2.8	5.	
12	ADILOV Akram	KAZ	88.2	91.5	12	-0.23	55.2	88.0	89.0	11	0.36	48.5	
			37.	30.		2.2	30.	9.	38.	3.4	-2.9	40.	
13	DEMIR Ayberk	TUR	89.0	95.0	12	0.00	60.0	88.6	97.5	11	0.43	65.0	
			5.	27.		0.0	27.	3.	12.	3.4	-3.4	27.	
14	VODAN Aljaz	SLO	DNS					87.9	98.0	10	0.38	69.9	
								12.	11.	6.9	-3.0	16.	
15	MIETUS Krzysztof	POL	88.9	103.0	12	-0.07	76.7	87.7	99.5	10	0.42	72.5	
			6.	1.		0.7	3.	14.	8.	6.9	-3.4	9.	
16	CAPUDER Martin	SLO	DNS					87.2	94.0	10	0.18	63.5	
								23.	30.	6.9	-1.4	29.	
17	NOGIN Roman	KAZ	88.7	89.0	12	-0.08	48.8	87.9	86.0	10	0.06	48.4	
			15.	34.		0.8	34.	12.	43.	6.9	-0.5	41.	
18	HAMMANN Petrick Steffen	GER	88.5	99.0	12	-0.05	68.5	87.7	95.0	10	0.21	65.2	
			27.	11.		0.5	14.	14.	25.	6.9	-1.7	26.	
19	SHISHKIN Vadim	RUS	88.6	99.5	12	0.07	68.4	87.4	97.0	10	-0.08	71.7	
			20.	8.		-0.6	15.	21.	15.	6.9	0.8	10.	
20	WATANABE Rikuta	JPN	88.6	96.0	12	0.11	61.1	87.7	94.5	10	0.49	62.0	
			20.	23.		-0.9	26.	14.	28.	6.9	-3.9	32.	
21	CINTIMAR Muhammet Irfan	TUR	88.3	97.0	12	0.12	63.0	87.3	95.0	10	0.35	64.1	
			34.	21.		-1.0	24.	22.	25.	6.9	-2.8	28.	
22	KUKULA Artur	POL	88.6	95.0	12	0.18	58.6	87.6	95.5	10	0.27	65.7	
			20.	27.		-1.4	28.	18.	24.	6.9	-2.2	24.	
23	AKHABADZE Sergey	GEO	88.6	82.0	12	-0.04	34.4	87.6	83.5	10	0.95	36.3	
			20.	39.		0.4	40.	18.	45.	6.9	-7.6	46.	
24	ZELENCHUK Ivan	UKR	87.7	74.0	12	-0.25	20.4	86.7	81.5	10	0.80	33.5	
			45.	44.		2.4	44.	27.	47.	6.9	-6.4	48.	
25	SI Jeong-Heon	KOR	88.9	88.5	12	-0.16	48.5	87.6	96.0	09	1.62	59.2	
			6.	36.		1.5	35.	18.	20.	10.2	-13.0	35.	



Results

Bib	Name	Ctry Code	1st Round					2nd Round					Remarks
			Speed	Distance	G/W	Comp.	Points	Speed	Distance	G/W	Comp.	Points	
			[km/h]	[m]	Gate	[m/s]	Rank	[km/h]	[m]	Gate	[m/s]	Rank	
26	USACHEV Egor	RUS	88.5	100.5	12	-0.20	72.9	86.9	105.0	09	1.23	80.4	
			27.	6.		1.9	6.	24.	1.	10.2	-9.8	2.	
27	MICHALEK Jan	CZE	88.6	91.5	12	-0.30	55.9	86.5	93.0	08	1.16	60.4	
			20.	30.		2.9	29.	30.	34.	13.7	-9.3	33.	
28	LAVTIZAR Anze	SLO	DNS					86.5	101.0	08	1.32	75.1	
								30.	5.	13.7	-10.6	7.	
29	STEMBERGER Matija	SLO	DNS					86.4	91.0	08	1.10	56.9	
								38.	36.	13.7	-8.8	36.	
30	NAZAROV Mikhail	RUS	88.8	99.0	12	-0.24	70.3	86.4	96.5	08	1.09	68.0	
			10.	11.		2.3	12.	38.	17.	13.7	-8.7	19.	
31	LOIT Rauno	EST	88.5	87.0	12	-0.11	45.1	86.5	86.0	08	0.96	48.0	
			27.	37.		1.1	37.	30.	43.	13.7	-7.7	42.	
32	TKACHENKO Sergey	KAZ	88.5	97.0	12	-0.15	65.5	86.5	97.5	08	0.92	71.3	
			27.	21.		1.5	22.	30.	12.	13.7	-7.4	12.	
33	ROCH DUPLAND Thomas	FRA	88.8	98.0	12	-0.21	68.0	86.5	94.5	08	0.88	65.7	
			10.	16.		2.0	17.	30.	28.	13.7	-7.0	24.	
34	BAZHENOV Aleksandr	RUS	DNS					DNS					
35	VAENSKAE Elias	FIN	88.7	97.5	12	-0.07	65.7	86.6	98.5	08	1.20	71.1	
			15.	19.		0.7	21.	29.	10.	13.7	-9.6	13.	
36	NAKAMURA Naoki	JPN	88.6	101.0	12	-0.12	73.2	86.5	99.0	08	1.07	73.1	
			20.	5.		1.2	5.	30.	9.	13.7	-8.6	8.	
37	SAKALA Filip	CZE	89.1	98.0	12	-0.13	67.3	86.9	94.0	08	1.11	62.8	
			3.	16.		1.3	19.	24.	30.	13.7	-8.9	31.	
38	WANG Bingrong	CHN	87.9	70.5	12	-0.17	12.6	85.5	65.0	07	1.19	7.6	
			43.	45.		1.6	45.	50.	51.	17.1	-9.5	51.	
39	YAKIBYUK Igor	UKR	88.1	79.0	12	-0.15	29.5	85.8	79.0	07	1.27	34.9	
			42.	41.		1.5	41.	47.	48.	17.1	-10.2	47.	
40	DODYUK Vitalii	UKR	87.9	75.0	12	-0.34	23.3	85.6	71.0	07	1.17	19.7	
			43.	43.		3.3	43.	49.	50.	17.1	-9.4	50.	
41	HEIDE Raiko	EST	88.7	79.0	12	-0.12	29.2	86.3	75.5	07	1.07	29.5	
			15.	41.		1.2	42.	41.	49.	17.1	-8.6	49.	
42	SOUCEK Jan	CZE	88.7	82.0	12	-0.16	35.5	86.4	83.5	07	1.12	45.1	
			15.	39.		1.5	39.	38.	45.	17.1	-9.0	44.	
43	KLYMCHUK Andrii	UKR	88.2	89.5	12	-0.56	54.4	86.1	87.5	07	0.81	55.6	
			37.	33.		5.4	31.	43.	39.	17.1	-6.5	37.	
44	TAEHKAEVUORI Riku	FIN	88.9	85.0	12	-0.52	45.0	86.7	92.0	07	0.97	63.3	
			6.	38.		5.0	38.	27.	35.	17.1	-7.8	30.	
45	TROFIMOV Roman Sergeevich	RUS	DNS					DNS					
46	TAEHKAEVUORI Frans	FIN	88.8	99.0	12	-0.36	71.5	86.5	101.5	07	1.04	81.8	
			10.	11.		3.5	10.	30.	4.	17.1	-8.3	1.	
47	VALTA Ossi-Pekka	FIN	89.3	95.5	12	-0.47	65.5	86.8	90.0	07	1.52	54.9	
			1.	26.		4.5	22.	26.	37.	17.1	-12.2	38.	
48	SIMON Tobias	GER	DNS					DNS					
49	MAYLAENDER Jan	GER	88.7	99.0	12	-0.47	72.5	86.1	100.0	07	1.29	76.8	
			15.	11.		4.5	7.	43.	7.	17.1	-10.3	4.	
50	MUMINOV Sabirzhan	KAZ	89.2	103.0	12	-0.31	79.0	86.5	96.0	07	1.04	70.8	
			2.	1.		3.0	1.	30.	20.	17.1	-8.3	14.	
51	LACKNER Thomas	AUT	DNS					DNS					
52	KOZISEK Cestmir	CZE	88.5	96.0	12	-0.57	67.5	86.0	96.5	07	1.22	70.3	
			27.	23.		5.5	18.	45.	17.	17.1	-9.8	15.	
53	KOT Jakub	POL	88.3	99.0	12	-0.30	70.9	85.7	97.0	07	1.19	71.6	
			34.	11.		2.9	11.	48.	15.	17.1	-9.5	11.	
54	ROMASHOV Alexey	RUS	88.2	97.5	12	-0.34	68.3	85.5	94.0	07	1.10	66.3	
			37.	19.		3.3	16.	50.	30.	17.1	-8.8	23.	



Results

Bib	Name	Ctry Code	1st Round					2nd Round					Remarks
			Speed	Distance	G/W	Comp.	Points	Speed	Distance	G/W	Comp.	Points	
			[km/h]	[m]	Gate	[m/s]	Rank	[km/h]	[m]	Gate	[m/s]	Rank	
55	BIELA Stanislaw	POL	88.9	99.5	12	-0.31	72.0	86.2	96.0	07	1.22	69.3	
			6.	8.		3.0	9.	42.	20.	17.1	-9.8	18.	
56	MAKSIMOVICH Mikhail	RUS	88.8	99.5	12	-0.36	72.5	85.9	95.0	07	1.26	67.0	
			10.	8.		3.5	7.	46.	25.	17.1	-10.1	20.	

Competition / Weather Information

	Time	Base Values			Weather	Temp. Start / Finish [°C]	Humid. [%]	Tan. Wind [m/s]		
		Wind	Gate	Length				Min.	Max.	Avg.
1st Round	18:31 - 19:02	0.00	12		Snow	-3.0 / -3.0	98 / 97	-0.57	0.26	-0.16
2nd Round	19:10 - 19:52	0.00	12		Snow	-3.0 / -4.0	97 / 0	-0.22	1.62	0.73

Statistics

	Gate		Athletes	Falls	Distance [m]			Speed [km/h]			Competitors / Countries		
	No.	Diff.			Min.	Max.	Avg.	Min.	Max.	Avg.	In start list	Started	With results
1st Round	12		45	0	70.5	103.0	93.3	87.7	89.3	88.5	56/16	45/15	45/15
2nd Round	07		16	0	65.0	101.5	88.7	85.5	86.8	86.1	56/16	51/16	51/16
	08		10	0	86.0	101.0	95.1	86.4	86.9	86.5			
	09		2	0	96.0	105.0	100.5	86.9	87.6	87.2			
	10		11	0	81.5	99.5	92.6	86.7	87.9	87.5			
	11		10	0	87.5	102.5	94.8	87.7	88.9	88.2			
	12		2	0	86.5	103.5	95.0	88.1	88.9	88.5			

NOTES

A bolded line in the "Gate" column indicates a change in gate assignment at that point.

Total Point score Calculation:

60 points are awarded for jumping the K-point distance. 2.0 points/metre are added to (or subtracted from) the competitor's total points for the jump's difference in length from the K-point. The gate and/or wind compensation points are added to, or subtracted from, the total points.

LEGEND

Avg.	Average	Ctry Code	Country Code	Diff.	Difference
Dist.	Distance	DNS	Did Not Start	G/W Comp.	Gate / Wind Compensation
Humid.	Humidity Start / Finish	Max.	Maximum	Min.	Minimum
No.	Number	Tan. Wind	Tangential Wind		





Results

Jury / Competition Management				Judges				Hill Data / Calculation			
FIS Technical Delegate (TD)	JELENSKY Jan (SVK)	A	SATOH Mitsugu (JPN)	Hill Size HS (95%)	106m (100.5m)						
Chief of Competition	ZYRYANOV Sergey (KAZ)	B	KOROBOV Nikolay (KAZ)	K-Point	95m						
FIS Assistant TD	SALVI Franck (FRA)	C	VETTORI Marion (AUT)	Metre Value	2.0 points per m						
FIS Equipment Controller	FORRER Ueli (SUI)	D	RAICH Danes (CZE)	Gate Factor	7.00 points per m						
FISU Technical Delegate	GANZENHUBER Paul (AUT)	E	STAHLHUT Erik (GER)	Wind Factors - Head / Tail	8.00 / 9.68 points per m/s						

Bib	Name	Ctry Code	1st Round					2nd Round					Remarks
			Speed	Distance	G/W	Comp.	Points	Speed	Distance	G/W	Comp.	Points	
			[km/h]	[m]	Gate	[m/s]	Rank	[km/h]	[m]	Gate	[m/s]	Rank	
			Rank	Rank	Points	Points	Rank	Rank	Points	Points	Rank		
1	ZEPIC Aljaz	SLO	87.8 41.	82.5 35.	12 4.5	-0.47 36.	39.5	88.2 32.	82.0 36.	12 -0.6	0.08 37.	33.4	
2	LANIN Ivan	RUS	88.6 19.	98.5 9.	12 3.9	-0.40 7.	70.9	88.4 24.	101.5 5.	12 -0.8	0.10 7.	72.2	
3	LEJA Krzysztof	POL	88.7 13.	97.5 12.	12 4.0	-0.41 13.	69.0	88.6 13.	97.0 18.	12 -0.2	0.03 23.	63.8	
4	SCHAFFER Lucas	AUT	88.6 19.	99.0 4.	12 -1.3	0.16 17.	66.7	88.7 9.	102.5 1.	12 -1.1	0.14 4.	73.9	
5	LEE Ju-Chan	KOR	DNS					DNS					
6	GUNGEN Muhammed Munir	TUR	DNS					DNS					
7	WATANABE Tomoya	JPN	88.3 31.	97.0 15.	12 -0.6	0.08 24.	63.4	88.1 34.	96.0 20.	12 -0.2	0.02 27.	61.8	
8	KANTYKA Przemyslaw	POL	89.1 5.	99.0 4.	12 2.6	-0.27 9.	70.6	88.9 5.	101.5 5.	12 -0.8	0.10 7.	72.2	
9	KOGA Max	JPN	88.2 34.	86.5 33.	12 2.7	-0.28 34.	45.7	88.3 28.	98.0 15.	12 -0.5	0.06 20.	65.5	
10	STEINDL Fabian	AUT	DNS					DNS					
11	MODIC Andraz	SLO	88.1 36.	99.5 3.	12 -1.0	0.12 15.	68.0	88.3 28.	99.5 11.	12 1.3	-0.13 12.	70.3	
12	ADILOV Akram	KAZ	88.4 28.	89.0 31.	12 -0.4	0.05 33.	47.6	88.6 13.	93.0 27.	12 -0.2	0.02 31.	55.8	
13	DEMIR Ayberk	TUR	DNS					DNS					
14	VODAN Aljaz	SLO	89.0 7.	99.0 4.	12 3.8	-0.39 6.	71.8	89.1 2.	98.5 13.	12 -0.6	0.07 18.	66.4	
15	MIETUS Krzysztof	POL	88.5 23.	99.0 4.	12 4.4	-0.45 5.	72.4	88.5 17.	100.0 9.	12 2.9	-0.30 5.	72.9	
16	CAPUDER Martin	SLO	88.1 36.	90.0 30.	12 4.7	-0.49 30.	54.7	88.3 28.	92.0 31.	12 -0.1	0.01 33.	53.9	
17	NOGIN Roman	KAZ	88.3 31.	82.5 35.	12 5.1	-0.53 35.	40.1	88.4 24.	82.5 35.	12 1.2	-0.12 35.	36.2	
18	HAMMANN Petrick Steffen	GER	DNS					DNS					
19	SHISHKIN Vadim	RUS	88.5 23.	96.0 20.	12 4.3	-0.44 19.	66.3	88.6 13.	95.5 22.	12 5.9	-0.61 16.	66.9	
20	WATANABE Rikuta	JPN	88.4 28.	92.0 28.	12 4.1	-0.42 28.	58.1	88.7 9.	94.0 26.	12 6.8	-0.70 22.	64.8	
21	CINTIMAR Muhammet Irfan	TUR	DNS					DNS					
22	KUKULA Artur	POL	88.7 13.	93.0 24.	12 6.3	-0.65 25.	62.3	88.5 17.	93.0 27.	12 6.1	-0.63 26.	62.1	
23	AKHABADZE Sergey	GEO	DNS					DNS					
24	ZELENCHUK Ivan	UKR	87.9 40.	79.0 37.	12 6.4	-0.66 38.	34.4	88.0 37.	75.5 39.	12 7.9	-0.82 39.	28.9	
25	SI Jeong-Heon	KOR	DNS					DNS					



Results

Bib	Name	Ctry Code	1st Round					2nd Round					Remarks
			Speed	Distance	G/W	Comp.	Points	Speed	Distance	G/W	Comp.	Points	
			[km/h]	[m]	Gate	[m/s]	Rank	[km/h]	[m]	Gate	[m/s]	Rank	
26	USACHEV Egor	RUS	DNS					DNS					
27	MICHALEK Jan	CZE	88.6	87.5	12	-0.73	52.1	88.5	87.5	12	-1.02	54.9	
			19.	32.		7.1	32.	17.	33.		9.9	32.	
28	LAVTIZAR Anze	SLO	88.7	92.5	12	-0.71	61.9	88.6	92.0	12	-0.92	62.9	
			13.	27.		6.9	26.	13.	31.		8.9	24.	
29	STEMBERGER Matija	SLO	88.6	91.0	12	-0.52	57.0	88.5	86.0	12	-0.78	49.6	
			19.	29.		5.0	29.	17.	34.		7.6	34.	
30	NAZAROV Mikhail	RUS	88.7	97.0	12	-0.45	68.4	88.4	93.0	12	-0.50	60.8	
			13.	15.		4.4	14.	24.	27.		4.8	28.	
31	LOIT Rauno	EST	DNS					DNS					
32	TKACHENKO Sergey	KAZ	88.8	97.5	12	-0.49	69.7	88.8	98.0	12	-0.69	72.7	
			10.	12.		4.7	11.	6.	15.		6.7	6.	
33	ROCH DUPLAND Thomas	FRA	DNS					DNS					
34	BAZHENOV Aleksandr	RUS	88.4	95.0	12	-0.59	65.7	88.2	98.5	12	-0.33	70.2	
			28.	21.		5.7	21.	32.	13.		3.2	13.	
35	VAENSKAE Elias	FIN	89.0	93.5	12	-0.83	65.0	88.8	93.0	12	-0.45	60.4	
			7.	23.		8.0	23.	6.	27.		4.4	29.	
36	NAKAMURA Naoki	JPN	88.7	97.5	12	-0.84	73.1	88.5	102.0	12	-0.31	77.0	
			13.	12.		8.1	4.	17.	2.		3.0	1.	
37	SAKALA Filip	CZE	89.2	94.0	12	-0.76	65.4	89.1	97.0	12	-0.30	66.9	
			2.	22.		7.4	22.	2.	18.		2.9	16.	
38	WANG Bingrong	CHN	88.1	71.5	12	-0.90	21.7	87.9	70.0	12	-0.54	15.2	
			36.	40.		8.7	41.	39.	41.		5.2	40.	
39	YAKIBYUK Igor	UKR	88.0	73.0	12	-1.04	26.1	87.9	80.0	12	-0.31	33.0	
			39.	39.		10.1	39.	39.	38.		3.0	38.	
40	DODYUK Vitalii	UKR	88.2	68.0	12	-1.72	22.6	87.7	70.5	12	-0.03	11.3	
			34.	41.		16.6	40.	41.	40.		0.3	41.	
41	HEIDE Raiko	EST	DNS					DNS					
42	SOUCEK Jan	CZE	88.7	75.5	12	-1.46	35.1	88.4	81.5	12	-0.32	36.1	
			13.	38.		14.1	37.	24.	37.		3.1	36.	
43	KLYMCHUK Andrii	UKR	88.5	85.5	12	-1.25	53.1	88.0	94.5	12	0.20	57.4	
			23.	34.		12.1	31.	37.	25.		-1.6	30.	
44	TAEHKAEVUORI Riku	FIN	89.0	93.0	12	-1.22	67.8	88.7	99.5	12	0.10	68.2	
			7.	24.		11.8	16.	9.	11.		-0.8	15.	
45	TROFIMOV Roman Sergeevich	RUS	88.8	99.0	12	-0.81	75.8	88.5	102.0	12	-0.03	74.3	
			10.	4.		7.8	1.	17.	2.		0.3	3.	
46	TAEHKAEVUORI Frans	FIN	88.8	96.5	12	-0.65	69.3	88.5	100.0	12	-0.08	70.8	
			10.	17.		6.3	12.	17.	9.		0.8	11.	
47	VALTA Ossi-Pekka	FIN	89.2	93.0	12	-0.34	59.3	88.8	95.0	12	-0.30	62.9	
			2.	24.		3.3	27.	6.	24.		2.9	24.	
48	SIMON Tobias	GER	DNS					DNS					
49	MAYLAENDER Jan	GER	DNS					DNS					
50	MUMINOV Sabirzhan	KAZ	89.2	100.0	12	-0.49	74.7	89.2	101.0	12	0.01	71.9	
			2.	1.		4.7	3.	1.	7.		-0.1	10.	
51	LACKNER Thomas	AUT	89.3	100.0	12	-0.53	75.1	89.0	101.0	12	-0.37	75.6	
			1.	1.		5.1	2.	4.	7.		3.6	2.	
52	KOZISEK Cestmir	CZE	88.5	96.5	12	-0.38	66.7	88.3	95.5	12	-0.46	65.5	
			23.	17.		3.7	17.	28.	22.		4.5	20.	
53	KOT Jakub	POL	88.3	96.5	12	-0.29	65.8	88.1	96.0	12	-0.44	66.3	
			31.	17.		2.8	20.	34.	20.		4.3	19.	
54	ROMASHOV Alexey	RUS	88.5	98.5	12	-0.32	70.1	88.1	98.0	12	-0.35	69.4	
			23.	9.		3.1	10.	34.	15.		3.4	14.	



Results

Bib	Name	Ctry Code	1st Round					2nd Round					Remarks
			Speed	Distance	G/W	Comp.	Points	Speed	Distance	G/W	Comp.	Points	
			[km/h]	[m]	Gate	[m/s]	Rank	[km/h]	[m]	Gate	[m/s]	Rank	
55	BIELA Stanislaw	POL	89.1	98.5	12	-0.40	70.9	88.7	102.0	12	0.22	72.2	
			5.	9.		3.9	7.	9.	2.		-1.8	7.	
56	MAKSIMOCHKIN Mikhail	RUS	DNS					DNS					

Competition / Weather Information

	Time	Base Values			Weather	Temp. Start / Finish [°C]	Humid. [%]	Tan. Wind [m/s]		
		Wind	Gate	Length				Min.	Max.	Avg.
1st Round	18:02 - 18:29	0.00	12		Cloudy	-2.2 / -2.3	87 / 86	-1.72	0.16	-0.57
2nd Round	18:36 - 19:03	0.00	12		Cloudy	-2.3 / -2.4	87 / 86	-1.02	0.22	-0.26

Statistics

	Gate		Athletes	Falls	Distance [m]			Speed [km/h]			Competitors / Countries		
	No.	Diff.			Min.	Max.	Avg.	Min.	Max.	Avg.	In start list	Started	With results
1st Round	12		41	0	68.0	100.0	91.9	87.8	89.3	88.5	56/16	41/10	41/10
2nd Round	12		41	0	70.0	102.5	93.5	87.7	89.2	88.4	56/16	41/10	41/10

NOTES

A bolded line in the "Gate" column indicates a change in gate assignment at that point.

Total Point score Calculation:

60 points are awarded for jumping the K-point distance. 2.0 points/metre are added to (or subtracted from) the competitor's total points for the jump's difference in length from the K-point. The gate and/or wind compensation points are added to, or subtracted from, the total points.

LEGEND

Avg.	Average	Ctry Code	Country Code	Diff.	Difference
Dist.	Distance	DNS	Did Not Start	G/W Comp.	Gate / Wind Compensation
Humid.	Humidity Start / Finish	Max.	Maximum	Min.	Minimum
No.	Number	Tan. Wind	Tangential Wind		





Almaty 2017

28TH WINTER UNIVERSIADE



SKI JUMPING

Ladies' Normal Hill Team



Results

Jury / Competition Management			Judges			Hill Data / Calculation		
FIS Technical Delegate (TD)	JELENSKY Jan (SVK)	A	RAICH Danes (CZE)	Hill Size HS (95%)	106m (100.5m)			
Chief of Competition	ZYRYANOV Sergey (KAZ)	B	STAHLHUT Erik (GER)	K-Point	95m			
FIS Assistant TD	SALVI Franck (FRA)	C	SATOH Mitsugu (JPN)	Metre Value	2.0 points per m			
FIS Equipment Controller	BOZHKO Nadezhda (RUS)	D	KOROBOV Nikolay (KAZ)	Gate Factor	7.00 points per m			
FISU Technical Delegate	GANZENHUBER Paul (AUT)	E	VETTORI Marion (AUT)	Wind Factors - Head / Tail	8.00 / 9.68 points per m/s			

Bib	Name	Ctry Code	Speed [km/h] Rank	Distance [m] Rank	G/W Comp.		Points Rank
					Gate Points	[m/s] Points	
1-1	MARUYAMA Jun	JPN	87.7 8.	86.5 7.	15	1.44 -11.5	31.5 7.
2-1	AKHMETVALIYEVA Dayana	KAZ	87.7 8.	56.5 12.	15	1.18 -9.4	0.0 11.
3-1	PALASZ Magdalena	POL	87.6 10.	88.0 6.	15	1.31 -10.5	35.5 6.
4-1	NADYMOVA Stefaniya	RUS	88.0 7.	92.0 2.	15	1.14 -9.1	44.9 4.
5-1	INDRACKOVA Karolina	CZE	87.1 12.	72.5 8.	15	0.81 -6.5	8.5 8.
6-1	KOBAYASHI Yuka	JPN	88.2 6.	93.0 1.	15	0.93 -7.4	48.6 2.

Bib	Name	Ctry Code	Speed [km/h] Rank	Distance [m] Rank	G/W Comp.		Points Rank
					Gate Points	[m/s] Points	
1-2	DOLEZELOVA Michaela	CZE	88.8 1.	62.5 11.	15	0.93 -7.4	0.0 11.
2-2	DONG Bing	CHN	87.6 10.	71.0 9.	15	1.24 -9.9	2.1 10.
3-2	FORSSTROEM Susanna	FIN	88.5 4.	89.0 4.	15	0.88 -7.0	41.0 5.
4-2	SUTIAGINA Alena	RUS	88.7 2.	67.5 10.	15	0.28 -2.2	2.8 9.
5-2	KREPELKOVA Marta	CZE	88.4 5.	89.0 4.	15	0.22 -1.8	46.2 3.
6-2	IWASA Haruka	JPN	88.6 3.	89.5 3.	15	-0.03 0.3	49.3 1.



Results

Competition / Weather Information										
	Time	Base Values			Weather	Temp. Start / Finish [°C]		Humid. [%]	Tan. Wind [m/s]	
		Wind	Gate	Length		Air	Min.		Max.	Avg.
Trial Round	16:00 - 16:09	0.00	15		Cloudy	-8.0 / -8.0	77 / 76	-0.03	1.44	0.94

Statistics													
	Gate		Athletes	Falls	Distance [m]			Speed [km/h]			Competitors / Countries		
	No.	Diff.			Min.	Max.	Avg.	Min.	Max.	Avg.	In start list	Started	With results
Trial Round	15		12	0	56.5	93.0	79.7	87.1	88.8	88.0	12/7	12/7	12/7

NOTES

A bolded line in the "Gate" column indicates a change in gate assignment at that point.

Total Point score Calculation:

60 points are awarded for jumping the K-point distance. 2.0 points/metre are added to (or subtracted from) the competitor's total points for the jump's difference in length from the K-point. The gate and/or wind compensation points are added to, or subtracted from, the total points.

LEGEND

Avg.	Average	Ctry Code	Country Code	Diff.	Difference
Dist.	Distance	G/W Comp.	Gate / Wind Compensation	Humid.	Humidity Start / Finish
Max.	Maximum	Min.	Minimum	No.	Number
Tan. Wind	Tangential Wind				



Results

Jury / Competition Management			Judges			Hill Data / Calculation		
FIS Technical Delegate (TD)	JELENSKY Jan (SVK)	A	RAICH Danes (CZE)	Hill Size HS (95%)	106m (100.5m)			
Chief of Competition	ZYRYANOV Sergey (KAZ)	B	STAHLHUT Erik (GER)	K-Point	95m			
FIS Assistant TD	SALVI Franck (FRA)	C	SATOH Mitsugu (JPN)	Metre Value	2.0 points per m			
FIS Equipment Controller	BOZHKO Nadezhda (RUS)	D	KOROBOV Nikolay (KAZ)	Gate Factor	7.00 points per m			
FISU Technical Delegate	GANZENHUBER Paul (AUT)	E	VETTORI Marion (AUT)	Wind Factors - Head / Tail	8.00 / 9.68 points per m/s			

Rank	Bib	Name	Speed [km/h]	Distance		Judges Marks					Gate / Wind Compensation		Round Points	Group Rank	Total		
				[m]	Points	A	B	C	D	E	Points	Gate				Points	[m/s]
1.	6	JPN - JAPAN															
	6-1	KOBAYASHI Yuka	89.3	92.0	54.0	17.0	17.0	17.0	17.0	16.5	51.0	17	-0.44	4.3	109.3	1.	
			89.4	90.5	51.0	15.5	15.5	15.5	15.0	15.0	46.0	17	-0.54	5.2	102.2	1.	
	6-2	IWASA Haruka	89.7	94.5	59.0	16.0	15.5	16.0	16.0	16.0	48.0	17	-0.36	3.5	110.5	1.	
			89.7	94.0	58.0	15.5	15.5	16.0	16.0	16.0	47.5	17	-0.55	5.3	110.8	1.	

2.	5	CZE - CZECH REPUBLIC															
	5-1	INDRACKOVA Karolina	88.5	77.5	25.0	14.5	15.0	15.0	15.5	14.5	44.5	17	-0.25	2.4	71.9	3.	
			88.6	77.5	25.0	15.0	15.0	15.0	14.0	13.5	44.0	17	-0.57	5.5	74.5	3.	
	5-2	KREPELKOVA Marta	89.4	89.0	48.0	16.5	16.5	16.5	15.5	16.5	49.5	17	-0.35	3.4	100.9	2.	
			89.4	87.5	45.0	16.5	15.5	15.5	15.5	16.0	47.0	17	-0.53	5.1	97.1	2.	

3.	4	RUS - RUSSIAN FEDERATION															
	4-1	NADYMOVA Stefaniya	89.1	89.0	48.0	15.0	15.0	15.0	15.0	14.0	45.0	17	-0.35	3.4	96.4	2.	
			89.1	89.5	49.0	14.5	14.5	15.0	15.0	14.5	44.0	17	-0.66	6.4	99.4	2.	
	4-2	SUTIAGINA Alena	89.6	69.0	8.0	15.0	14.0	14.5	14.0	15.0	43.5	17	-0.26	2.5	54.0	3.	
			89.8	70.5	11.0	14.0	14.0	14.5	15.0	13.5	42.5	17	-0.47	4.5	58.0	3.	



Results

Competition / Weather Information											
	Time	Base Values			Weather	Temp. Start / Finish [°C]		Humid. [%]	Tan. Wind [m/s]		
		Wind	Gate	Length		Air	Min.		Max.	Avg.	
1st Round	Group 1	16:31 - 16:45	0.00	17	Cloudy	-8.0 / -8.1	76 / 75	-0.44	-0.25	-0.41	
	Group 2		0.00	17							
Final Round	Group 1	17:08 - 17:19	0.00	17	Cloudy	-8.3 / -8.4	75 / 75	-0.66	-0.47	-0.66	
	Group 2		0.00	17							

Statistics													
	Gate	Athletes		Falls	Distance [m]			Speed [km/h]			Competitors / Countries		
		No.	Diff.		Min.	Max.	Avg.	Min.	Max.	Avg.	In start list	Started	With results
1st Round	Group 1	17	3	0	77.5	92.0	86.1	88.5	89.3	88.9	12/7	12/7	6/3
	Group 2	17	3	0	69.0	94.5	84.1	89.4	89.7	89.5			
Final Round	Group 1	17	3	0	77.5	90.5	85.8	88.6	89.4	89.0	6/3	6/3	6/3
	Group 2	17	3	0	70.5	94.0	84.0	89.4	89.8	89.6			

NOTES

How point scores are calculated

The team total points are the sum of all four individual point scores.

A competitor is awarded 60 points for jumping the K-point distance. For every meter more or less than the K-point, a competitor has 2.0 points added or subtracted from his total. In addition, competitors are awarded points for style (for flight, landing and out-run) up to a maximum of 20 per judge. Five judges score each jump, with the highest and lowest scores discarded and the scores of the other three summed and added to the competitor's points for distance. The gate and/or wind compensation points are added to, or subtracted from, the total points.

Teams ranked after the 8th position have competed in the 1st round only.

LEGEND

Avg.	Average	Ctry Code	Country Code	Diff.	Difference
Humid.	Humidity Start / Finish	Max.	Maximum	Min.	Minimum
No.	Number	Tan. Wind	Tangential Wind		



Almaty 2017

28TH WINTER UNIVERSIADE



SKI JUMPING

Men's Normal Hill Team



Results

Jury / Competition Management			Judges			Hill Data / Calculation		
FIS Technical Delegate (TD)	JELENSKY Jan (SVK)	A	VETTORI Marion (AUT)	Hill Size HS (95%)	106m (100.5m)			
Chief of Competition	ZYRYANOV Sergey (KAZ)	B	RAICH Danes (CZE)	K-Point	95m			
FIS Assistant TD	SALVI Franck (FRA)	C	STAHLHUT Erik (GER)	Metre Value	2.0 points per m			
FIS Equipment Controller	FORRER Ueli (SUI)	D	SATOH Mitsugu (JPN)	Gate Factor	7.00 points per m			
FISU Technical Delegate	GANZENHUBER Paul (AUT)	E	KOROBOV Nikolay (KAZ)	Wind Factors - Head / Tail	8.00 / 9.68 points per m/s			

Bib	Name	Ctry Code	Speed [km/h] Rank	Distance [m] Rank	G/W Comp.		Points Rank
					Gate Points	[m/s] Points	
1-1	KOGA Max	JPN	87.5 14.	92.5 29.	10	-0.48 4.6	59.6 29.
2-1	NAZAROV Mikhail	RUS	87.7 11.	97.5 22.	10	-0.61 5.9	70.9 16.
3-1	CAPUDER Martin	SLO	87.3 23.	89.5 31.	10	-0.61 5.9	54.9 30.
4-1	LEJA Krzysztof	POL	87.8 6.	94.5 28.	10	-0.51 4.9	63.9 25.
5-1	ZELENCHUK Ivan	UKR	86.7 35.	80.0 36.	10	-0.53 5.1	35.1 35.
6-1	SIMON Tobias	GER		DNS			
7-1	ADILOV Akram	KAZ	87.4 18.	88.0 34.	10	-0.25 2.4	48.4 34.
8-1	VALTA Ossi-Pekka	FIN	88.3 2.	97.5 22.	10	-0.26 2.5	67.5 21.
9-1	MIETUS Krzysztof	POL	87.6 12.	101.0 8.	10	-0.32 3.1	75.1 9.
10-1	SAKALA Filip	CZE	88.4 1.	99.5 17.	10	-0.14 1.4	70.4 19.
11-1	LAVTIZAR Anze	SLO	87.8 6.	99.0 18.	10	0.00 0.0	68.0 20.
12-1	BAZHENOV Aleksandr	RUS	87.4 18.	98.5 19.	10	0.30 -2.4	64.6 23.
13-1	WATANABE Tomoya	JPN	87.1 29.	98.0 21.	10	0.39 -3.1	62.9 27.

Bib	Name	Ctry Code	Speed [km/h] Rank	Distance [m] Rank	G/W Comp.		Points Rank
					Gate Points	[m/s] Points	
1-2	SCHAFFER Lucas	AUT	87.4 18.	102.5 6.	09	0.57 3.4	73.8 10.
2-2	LANIN Ivan	RUS	87.3 23.	100.5 9.	09	0.46 -3.7	70.7 18.
3-2	ZEPIC Aljaz	SLO	86.6 36.	81.0 35.	09	0.51 -4.1	31.3 36.
4-2	KUKULA Artur	POL	87.3 23.	97.0 24.	09	0.35 -2.8	64.6 23.
5-2	YAKIBYUK Igor	UKR	86.6 36.	79.0 37.	09	0.24 -1.9	29.5 37.
6-2	HAMMANN Petrick Steffen	GER	87.4 18.	100.0 14.	09	0.31 -2.5	70.9 16.
7-2	TKACHENKO Sergey	KAZ	87.8 6.	105.0 1.	09	0.29 -2.3	81.1 3.
8-2	VAENSKAE Elias	FIN	87.5 14.	96.0 25.	09	-0.05 0.5	65.9 22.
9-2	BIELA Stanislaw	POL	87.6 12.	100.0 14.	09	-0.33 3.2	76.6 6.
10-2	MICHALEK Jan	CZE	87.5 14.	95.0 26.	09	0.07 -0.6	62.8 28.
11-2	MODIC Andraz	SLO	87.1 29.	100.5 9.	09	0.11 -0.9	73.5 12.
12-2	TROFIMOV Roman Sergeevich	RUS	87.3 23.	104.0 2.	09	-0.01 0.1	81.5 2.
13-2	WATANABE Rikuta	JPN	87.4 18.	95.0 26.	09	0.01 -0.1	63.3 26.



Results

Bib	Name	Ctry Code	Speed	Distance	G/W Comp.		Points
			[km/h] Rank	[m] Rank	Gate Points	[m/s] Points	Rank
1-3	LACKNER Thomas	AUT	87.9 3.	104.0 2.	09 3.4	-0.03 0.3	81.7 1.
2-3	ROMASHOV Alexey	RUS	86.8 34.	100.5 9.	09 3.4	0.07 -0.6	73.8 10.
3-3	STEMBERGER Matija	SLO	87.0 32.	89.5 31.	09 3.4	0.04 -0.3	52.1 32.
4-3	KOT Jakub	POL	87.1 29.	98.5 19.	09 3.4	-0.07 0.7	71.1 15.
5-3	KLYMCHUK Andrii	UKR	86.9 33.	88.5 33.	09 3.4	-0.30 2.9	53.3 31.
6-3	MAYLAENDER Jan	GER	87.2 28.	100.0 14.	09 3.4	-0.01 0.1	73.5 12.
7-3	MUMINOV Sabirzhan	KAZ	87.8 6.	100.5 9.	09 3.4	0.30 -2.4	72.0 14.
8-3	TAEHKAEVUORI Riku	FIN	87.8 6.	90.0 30.	09 3.4	0.27 -2.2	51.2 33.
9-3	KANTYKA Przemyslaw	POL	87.9 3.	103.0 4.	09 3.4	0.32 -2.6	76.8 5.
10-3	KOZISEK Cestmir	CZE	87.3 23.	102.0 7.	09 3.4	0.13 -1.0	76.4 7.
11-3	VODAN Aljaz	SLO	87.9 3.	103.0 4.	09 3.4	0.08 -0.6	78.8 4.
12-3	MAKSIMOVICH Mikhail	RUS		DNS			
13-3	NAKAMURA Naoki	JPN	87.5 14.	100.5 9.	09 3.4	-0.10 1.0	75.4 8.

Competition / Weather Information

	Time	Base Values			Weather	Temp. Start / Finish [°C]	Humid. [%]	Tan. Wind [m/s]		
		Wind	Gate	Length				Min.	Max.	Avg.
Trial Round	18:00 - 18:24	0.00	10		Cloudy	-9.4 / -9.7	76 / 77	-0.61	0.57	0.00

Statistics

	Gate		Athletes	Falls	Distance [m]			Speed [km/h]			Competitors / Countries		
	No.	Diff.			Min.	Max.	Avg.	Min.	Max.	Avg.	In start list	Started	With results
Trial Round	09		25	0	79.0	105.0	97.4	86.6	87.9	87.3	39/10	37/10	37/10
	10		12	0	80.0	101.0	94.6	86.7	88.4	87.5			

NOTES

A bolded line in the "Gate" column indicates a change in gate assignment at that point.

Total Point score Calculation:

60 points are awarded for jumping the K-point distance. 2.0 points/metre are added to (or subtracted from) the competitor's total points for the jump's difference in length from the K-point. The gate and/or wind compensation points are added to, or subtracted from, the total points.

LEGEND

Avg.	Average	Ctry Code	Country Code	Diff.	Difference
Dist.	Distance	DNS	Did Not Start	G/W Comp.	Gate / Wind Compensation
Humid.	Humidity Start / Finish	Max.	Maximum	Min.	Minimum
No.	Number	Tan. Wind	Tangential Wind		



Results

Jury / Competition Management			Judges					Hill Data / Calculation			
FIS Technical Delegate (TD)	JELENSKY Jan (SVK)	A	VETTORI Marion (AUT)		Hill Size HS (95%)		106m (100.5m)				
Chief of Competition	ZYRYANOV Sergey (KAZ)	B	RAICH Danes (CZE)		K-Point		95m				
FIS Assistant TD	SALVI Franck (FRA)	C	STAHLHUT Erik (GER)		Metre Value		2.0 points per m				
FIS Equipment Controller	FORRER Ueli (SUI)	D	SATOH Mitsugu (JPN)		Gate Factor		7.00 points per m				
FISU Technical Delegate	GANZENHUBER Paul (AUT)	E	KOROBOV Nikolay (KAZ)		Wind Factors - Head / Tail		8.00 / 9.68 points per m/s				

Rank	Bib	Name	Speed [km/h]	Distance [m]	Points	Judges Marks					Points	Gate / Wind Compensation		Round Points	Group Rank	Total
1.	12	RUS - RUSSIAN FEDERATION												376.7	1.	789.9
														413.2	1.	
	12-1	BAZHENOV Aleksandr	87.0 88.1	102.0 103.0	74.0 76.0	19.0 18.5	18.5 18.0	18.5 17.5	17.5 18.0	17.5 18.0	55.0 54.5	08 11	0.16 -0.92	-1.3 8.9	127.7 139.4	1. 1.
	12-2	TROFIMOV Roman Sergeevich	87.6 88.4	98.5 104.5	67.0 79.0	17.5 16.5	17.5 16.0	18.0 16.0	16.5 16.5	17.5 16.5	52.5 49.0	09 11	-3.4 -1.04	-0.57 10.1	5.5 138.1	2. 2.
	12-3	MAKSIMOVICHKIN Mikhail	88.1 88.3	101.0 102.0	72.0 74.0	18.0 19.0	18.0 18.5	18.5 18.5	17.5 19.0	18.5 19.0	54.5 56.0	10 11	-6.8 -0.59	-0.80 5.7	7.7 135.7	3. 5.

2.	11	SLO - SLOVENIA												374.3	2.	783.8
														409.5	2.	
	11-1	LAVTIZAR Anze	87.3 88.2	101.0 97.0	72.0 64.0	18.5 18.0	18.5 18.5	18.5 17.5	18.5 17.5	19.0 17.5	55.5 53.0	08 11	0.23 -1.09	-1.8 10.6	125.7 127.6	2. 4.
	11-2	MODIC Andraz	87.4 87.9	99.0 101.5	68.0 73.0	17.5 18.5	16.0 18.0	16.5 18.5	17.0 18.0	18.0 19.0	51.0 55.0	09 11	-3.4 -1.06	-0.56 10.3	5.4 138.3	3. 1.
	11-3	VODAN Aljaz	88.4 88.8	101.5 104.5	73.0 79.0	18.0 18.5	18.0 19.0	19.0 19.0	18.5 20.0	18.5 20.0	55.0 57.0	10 11	-6.8 -0.78	-0.66 7.6	6.4 143.6	2. 1.

3.	9	POL - POLAND												368.1	3.	761.8
														393.7	3.	
	9-1	MIETUS Krzysztof	87.2 88.2	99.0 97.0	68.0 64.0	17.5 17.5	17.5 17.0	17.5 18.0	17.5 18.0	17.5 18.0	52.5 53.0	08 11	0.28 -1.13	-2.2 10.9	118.3 127.9	4. 3.
	9-2	BIELA Stanislaw	87.8 88.4	99.0 99.0	68.0 68.0	18.0 18.0	18.0 18.0	17.5 17.5	17.5 18.0	17.5 18.0	53.5 54.0	09 11	-3.4 -0.77	-0.72 7.5	7.0 129.5	1. 4.
	9-3	KANTYKA Przemyslaw	88.5 88.8	100.5 104.0	71.0 78.0	17.5 17.5	17.5 16.5	17.5 17.5	18.0 18.0	18.0 18.0	52.5 52.5	10 11	-6.8 -0.60	-0.83 5.8	8.0 136.3	4. 3.

4.	10	CZE - CZECH REPUBLIC												350.8	4.	736.4
														385.6	4.	
	10-1	SAKALA Filip	87.8 88.9	99.0 98.0	68.0 66.0	17.5 17.5	17.0 17.5	18.0 17.0	17.5 17.5	17.0 17.5	52.0 52.5	08 11	0.14 -1.21	-1.1 11.7	118.9 130.2	3. 2.
	10-2	MICHALEK Jan	87.7 88.5	90.5 92.5	51.0 55.0	16.5 16.5	17.0 17.0	16.5 16.5	16.5 17.0	17.0 16.0	50.0 50.0	09 11	-3.4 -1.05	-0.68 10.2	6.6 115.2	8. 7.
	10-3	KOZISEK Cestmir	88.0 88.4	101.5 104.5	73.0 79.0	18.0 18.5	18.0 19.0	18.0 18.5	17.5 18.5	18.0 18.5	54.0 56.0	10 11	-6.8 -0.54	-0.77 5.2	7.5 140.2	1. 2.

5.	6	GER - GERMANY												346.8	6.	730.4
														383.6	5.	
	6-1	SIMON Tobias	87.1 88.2	95.0 95.0	60.0 60.0	17.0 16.5	17.5 17.0	17.0 17.0	17.5 17.0	17.5 17.0	52.0 51.0	08 11	-0.30 -0.96	2.9 9.3	114.9 120.3	6. 6.
	6-2	HAMMANN Petrick Steffen	87.8 88.4	94.5 97.0	59.0 64.0	17.0 17.5	17.0 17.5	16.5 17.0	17.0 18.0	16.5 18.0	50.5 52.5	09 11	-3.4 -1.12	-0.58 10.8	5.6 127.3	6. 5.
	6-3	MAYLAENDER Jan	87.8 88.2	98.0 103.0	66.0 76.0	17.5 18.0	18.0 18.5	18.0 18.5	17.5 18.0	17.5 18.0	53.5 55.0	10 11	-6.8 -0.52	-0.77 5.0	7.5 136.0	6. 4.



Results

Rank	Bib	Name	Speed		Distance		Judges Marks					Gate / Wind Compensation				Round Points	Group Rank	Total
			[km/h]		[m]	Points	A	B	C	D	E	Points	Gate	Points	[m/s]			
6.	13	JPN - JAPAN														350.2	5.	708.8
																358.6	8.	
	13-1	WATANABE Tomoya	87.0	96.5	63.0	18.0	17.5	17.0	17.0	17.5	52.0	08	0.09	-0.7	114.3	7.		
			88.2	96.0	62.0	18.0	17.5	18.0	17.5	18.0	53.5	11	-0.78	7.6	123.1	5.		
	13-2	WATANABE Rikuta	87.5	94.5	59.0	17.0	17.0	16.5	16.5	16.5	50.0	09	-3.4	-0.58	5.6	111.2	7.	
			88.2	89.0	48.0	16.0	16.5	16.5	17.0	16.5	49.5	11		-0.86	8.3	105.8	8.	
	13-3	NAKAMURA Naoki	88.0	102.0	74.0	16.0	17.0	16.5	16.5	17.5	50.0	10	-6.8	-0.77	7.5	124.7	4.	
			88.4	103.5	77.0	16.0	16.0	16.0	16.5	17.0	48.5	11		-0.43	4.2	129.7	6.	

7.	8	FIN - FINLAND														335.3	7.	695.1
																359.8	7.	
	8-1	VALTA Ossi-Pekka	87.6	97.0	64.0	18.0	17.5	17.5	17.5	17.5	52.5	08	0.12	-1.0	115.5	5.		
			88.6	92.5	55.0	17.5	17.0	17.5	17.0	17.0	51.5	11	-1.12	10.8	117.3	7.		
	8-2	VAENSKAE Elias	87.7	95.0	60.0	17.0	17.5	17.5	17.5	17.5	52.5	09	-3.4	-0.60	5.8	114.9	5.	
			88.3	96.0	62.0	17.5	17.5	17.5	17.0	17.0	52.0	11		-0.94	9.1	123.1	6.	
	8-3	TAEHKAUVUORI Riku	88.1	93.0	56.0	15.5	16.5	17.0	15.5	16.0	48.0	10	-6.8	-0.80	7.7	104.9	8.	
			88.7	99.0	68.0	15.5	15.0	15.5	15.0	15.5	46.0	11		-0.56	5.4	119.4	8.	

8.	7	KAZ - KAZAKHSTAN														325.7	8.	687.2
																361.5	6.	
	7-1	ADILOV Akram	86.9	86.0	42.0	16.0	16.0	16.0	16.0	16.5	48.0	08	-0.08	0.8	90.8	8.		
			88.1	84.5	39.0	16.0	16.5	16.0	16.0	15.5	48.0	11	-1.16	11.2	98.2	8.		
	7-2	TKACHENKO Sergey	87.7	96.5	63.0	17.5	16.5	16.5	17.5	17.0	51.0	09	-3.4	-0.71	6.9	117.5	4.	
			88.6	99.0	68.0	18.0	17.0	18.5	18.0	18.5	54.5	11		-1.52	14.7	137.2	3.	
	7-3	MUMINOV Sabirzhan	88.5	98.5	67.0	17.0	17.0	16.5	16.5	16.5	50.0	10	-6.8	-0.74	7.2	117.4	7.	
			88.8	100.0	70.0	15.5	17.5	15.5	16.0	20.0	49.0	11		-0.73	7.1	126.1	7.	

Not Qualified for Final Round

9.	5	UKR - UKRAINE														236.6	9.	236.6
	5-1	ZELENCHUK Ivan	85.9	78.5	27.0	14.0	14.0	14.0	14.0	13.0	42.0	08	0.07	-0.6	68.4	9.		
	5-2	YAKIBYUK Igor	86.8	76.0	22.0	15.0	15.5	15.5	15.5	15.0	46.0	09	-3.4	-0.59	5.7	70.3	9.	
	5-3	KLYMCHUK Andrii	87.5	90.0	50.0	16.5	16.0	16.0	15.5	15.0	47.5	10	-6.8	-0.74	7.2	97.9	9.	



Results

Competition / Weather Information											
	Time	Base Values			Weather	Temp. Start / Finish [°C]		Humid. [%]	Tan. Wind [m/s]		
		Wind	Gate	Length		Air	Min.		Max.	Avg.	
1st Round	Group 1	19:00 - 19:46	0.00	08	Cloudy	-11.6 / -12.4		77 / 80	-0.83	0.28	-0.45
	Group 2		0.00	08							
	Group 3		0.00	08							
Final Round	Group 1	20:06 - 20:35	0.00	11	Sky Clear	-13.2 / -15.4		80 / 79	-1.52	-0.43	-0.93
	Group 2		0.00	11							
	Group 3		0.00	11							

Statistics													
	Gate No.	Gate Diff.	Athletes	Falls	Distance [m]			Speed [km/h]			Competitors / Countries		
					Min.	Max.	Avg.	Min.	Max.	Avg.	In start list	Started	With results
1st Round	Group 1	08	9	0	78.5	102.0	94.8	85.9	87.8	87.0	39/10	39/10	27/9
	Group 2	09	9	0	76.0	99.0	93.7	86.8	87.8	87.5			
	Group 3	10	9	0	90.0	102.0	98.4	87.5	88.5	88.1			
Final Round	Group 1	11	8	0	84.5	103.0	95.3	88.1	88.9	88.3	24/8	24/8	24/8
	Group 2	11	8	0	89.0	104.5	97.3	87.9	88.6	88.3			
	Group 3	11	8	0	99.0	104.5	102.5	88.2	88.8	88.5			

NOTES

How point scores are calculated

The team total points are the sum of all four individual point scores.

A competitor is awarded 60 points for jumping the K-point distance. For every meter more or less than the K-point, a competitor has 2.0 points added or subtracted from his total. In addition, competitors are awarded points for style (for flight, landing and out-run) up to a maximum of 20 per judge. Five judges score each jump, with the highest and lowest scores discarded and the scores of the other three summed and added to the competitor's points for distance. The gate and/or wind compensation points are added to, or subtracted from, the total points.

Teams ranked after the 8th position have competed in the 1st round only.

LEGEND

Avg.	Average	Ctry Code	Country Code	Diff.	Difference
Humid.	Humidity Start / Finish	Max.	Maximum	Min.	Minimum
No.	Number	Tan. Wind	Tangential Wind		



Almaty 2017

28TH WINTER UNIVERSIADE



SKI JUMPING

Mixed Team



Results

Jury / Competition Management		Judges		Hill Data / Calculation	
FIS Technical Delegate (TD)	JELENSKY Jan (SVK)	A	STAHLHUT Erik (GER)	Hill Size HS (95%)	106m (100.5m)
Chief of Competition	ZYRYANOV Sergey (KAZ)	B	SATOH Mitsugu (JPN)	K-Point	95m
FIS Assistant TD	SALVI Franck (FRA)	C	KOROBOV Nikolay (KAZ)	Metre Value	2.0 points per m
FIS Equipment Controller	FORRER Ueli (SUI)	D	VETTORI Marion (AUT)	Gate Factor	7.00 points per m
FIS Equipment Controller	BOZHKO Nadezhda (RUS)	E	RAICH Danes (CZE)	Wind Factors - Head / Tail	8.00 / 9.68 points per m/s
FISU Technical Delegate	GANZENHUBER Paul (AUT)				

Bib	Name	Ctry Code	Speed Distance		G/W Comp.		Points Rank
			[km/h] Rank	[m] Rank	Gate Points	[m/s] Points	
1-1	MARUYAMA Jun	JPN	87.5 9.	86.5 16.	15	1.67 -13.4	29.6 16.
2-1	DOLEZELOVA Michaela	CZE	88.4 1.	80.5 17.	15	1.59 -12.7	18.3 17.
3-1	DONG Bing	CHN	87.1 12.	69.0 20.	15	1.72 -13.8	0.0 20.
4-1	AKHMETVALIYEVA Dayana	KAZ	87.4 10.	54.0 22.	15	1.89 -15.1	0.0 20.
5-1	INDRACKOVA Karolina	CZE	87.2 11.	75.5 18.	15	1.72 -13.8	7.2 18.
6-1	KOBAYASHI Yuka	JPN	88.0 6.	88.0 15.	15	1.65 -13.2	32.8 15.
7-1	SUTIAGINA Alena	RUS	88.1 4.	69.5 19.	15	1.76 -14.1	0.0 20.
8-1	FORSSTROEM Susanna	FIN	88.4 1.	89.5 13.	15	1.51 -12.1	36.9 13.
9-1	PALASZ Magdalena	POL	87.6 7.	90.0 12.	15	1.47 -11.8	38.2 12.
10-1	NADYMOVA Stefaniya	RUS	87.6 7.	89.0 14.	15	1.64 -13.1	34.9 14.
11-1	KREPELKOVA Marta	CZE	88.3 3.	91.0 11.	15	1.39 -11.1	40.9 11.
12-1	IWASA Haruka	JPN	88.1 4.	92.5 9.	15	1.51 -12.1	42.9 9.

Bib	Name	Ctry Code	Speed Distance		G/W Comp.		Points Rank
			[km/h] Rank	[m] Rank	Gate Points	[m/s] Points	
1-2	WATANABE Rikuta	JPN	85.9 19.	92.0 10.	07	1.45 -11.6	42.4 10.
2-2	MICHALEK Jan	CZE	86.3 17.	93.0 8.	07	0.82 -6.6	49.4 7.
3-2	WANG Bingrong	CHN	85.4 22.	69.0 20.	07	0.95 -7.6	0.4 19.
4-2	TKACHENKO Sergey	KAZ	86.6 14.	104.5 1.	07	1.36 -10.9	68.1 1.
5-2	SAKALA Filip	CZE	86.9 13.	94.0 7.	07	1.31 -10.5	47.5 8.
6-2	KOGA Max	JPN	85.7 20.	95.0 6.	07	1.10 -8.8	51.2 6.
7-2	NAZAROV Mikhail	RUS	86.4 16.	101.5 2.	07	1.26 -10.1	62.9 2.
8-2	TAEHKAEVUORI Frans	FIN	86.1 18.	99.0 3.	07	1.11 -8.9	59.1 3.
9-2	KANTYKA Przemyslaw	POL	86.5 15.	97.0 4.	07	1.17 -9.4	54.6 4.
10-2	MAKSIMOCHKIN Mikhail	RUS		DNS			
11-2	KOZISEK Cestmir	CZE	85.7 20.	96.5 5.	07	1.15 -9.2	53.8 5.
12-2	NAKAMURA Naoki	JPN		DNS			



Results

Competition / Weather Information												
	Time	Base Values			Weather	Temp. Start / Finish [°C]			Humid. [%]	Tan. Wind [m/s]		
		Wind	Gate	Length		Air				Min.	Max.	Avg.
Trial Round	17:00 - 17:17	0.00	15		Snow	-7.0 / -7.0			81 / 82	0.82	1.89	1.48

Statistics													
	Gate		Athletes	Falls	Distance [m]			Speed [km/h]			Competitors / Countries		
	No.	Diff.			Min.	Max.	Avg.	Min.	Max.	Avg.	In start list	Started	With results
Trial Round	07		10	1	69.0	104.5	94.1	85.4	86.9	86.1	24/7	22/7	22/7
	15		12	0	54.0	92.5	81.2	87.1	88.4	87.8			

NOTES

A bolded line in the "Gate" column indicates a change in gate assignment at that point.

Total Point score Calculation:

60 points are awarded for jumping the K-point distance. 2.0 points/metre are added to (or subtracted from) the competitor's total points for the jump's difference in length from the K-point. The gate and/or wind compensation points are added to, or subtracted from, the total points.

LEGEND

Avg.	Average	Ctry Code	Country Code	Diff.	Difference
Dist.	Distance	DNS	Did Not Start	G/W Comp.	Gate / Wind Compensation
Humid.	Humidity Start / Finish	Max.	Maximum	Min.	Minimum
No.	Number	Tan. Wind	Tangential Wind		



Results

Jury / Competition Management		Judges			Hill Data / Calculation		
FIS Technical Delegate (TD)	JELENSKY Jan (SVK)	A	STAHLHUT Erik (GER)	Hill Size HS (95%)	106m (100.5m)		
Chief of Competition	ZYRYANOV Sergey (KAZ)	B	SATOH Mitsugu (JPN)	K-Point	95m		
FIS Assistant TD	SALVI Franck (FRA)	C	KOROBOV Nikolay (KAZ)	Metre Value	2.0 points per m		
FIS Equipment Controller	FORRER Ueli (SUI)	D	VETTORI Marion (AUT)	Gate Factor	7.00 points per m		
FIS Equipment Controller	BOZHKO Nadezhda (RUS)	E	RAICH Danes (CZE)	Wind Factors - Head / Tail	8.00 / 9.68 points per m/s		
FISU Technical Delegate	GANZENHUBER Paul (AUT)						

Rank	Bib	Name	Speed [km/h]	Distance		Judges Marks					Gate / Wind Compensation		Round Points	Group Rank	Total	
				[m]	Points	A	B	C	D	E	Points	Gate				Points
1.	12	JPN - JAPAN I											212.4	1.	445.1	
													232.7	2.		
	12-1	IWASA Haruka	89.0	88.5	47.0	15.0	16.0	16.5	16.0	15.0	47.0	17	0.11	-0.9	93.1	2.
			90.0	94.5	59.0	15.0	15.5	15.5	16.0	15.5	46.5	18	-0.33	3.2	108.7	1.
	12-2	NAKAMURA Naoki	86.5	100.0	70.0	18.0	18.0	18.5	17.5	17.5	53.5	07	0.52	-4.2	119.3	3.
			87.4	98.0	66.0	18.0	18.0	18.5	18.0	18.5	54.5	09	-0.36	3.5	124.0	3.

2.	11	CZE - CZECH REPUBLIC I											205.4	3.	434.9	
													229.5	3.		
	11-1	KREPELKOVA Marta	88.8	85.0	40.0	14.5	15.0	16.5	15.0	14.0	44.5	17	0.14	-1.1	83.4	3.
			89.8	89.0	48.0	16.5	16.0	16.5	16.0	16.5	49.0	18	-0.29	2.8	99.8	4.
	11-2	KOZISEK Cestmir	86.7	100.5	71.0	18.0	18.0	17.5	18.5	17.5	53.5	07	0.31	-2.5	122.0	2.
			87.6	100.0	70.0	18.0	18.0	18.0	18.0	18.5	54.0	09	-0.59	5.7	129.7	2.

3.	6	JPN - JAPAN II											205.5	2.	430.6	
													225.1	4.		
	6-1	KOBAYASHI Yuka	88.5	91.0	52.0	16.5	15.5	17.0	16.0	15.5	48.0	17	0.85	-6.8	93.2	1.
			89.6	94.5	59.0	16.0	16.0	17.5	16.5	16.0	48.5	18	-0.09	0.9	108.4	2.
	6-2	KOGA Max	86.1	98.0	66.0	15.0	16.0	17.5	16.0	15.5	47.5	07	0.15	-1.2	112.3	7.
			87.2	96.0	62.0	16.5	17.0	17.5	16.0	17.0	50.5	09	-0.43	4.2	116.7	5.

4.	10	RUS - RUSSIAN FEDERATION I											193.4	5.	428.4	
													235.0	1.		
	10-1	NADYMOVA Stefaniya	88.5	81.5	33.0	15.0	14.5	16.0	14.5	14.5	44.0	17	0.03	-0.2	76.8	5.
			89.4	93.5	57.0	16.0	15.5	15.5	15.0	15.5	46.5	18	0.02	-0.2	103.3	3.
	10-2	MAKSIMOKHIN Mikhail	86.9	98.5	67.0	17.5	17.5	18.5	18.0	17.5	53.0	07	0.42	-3.4	116.6	5.
			87.6	98.0	66.0	18.0	18.0	17.5	18.0	17.5	53.5	09	-1.26	12.2	131.7	1.

5.	9	POL - POLAND											197.7	4.	413.5	
													215.8	5.		
	9-1	PALASZ Magdalena	87.1	78.5	27.0	15.5	15.5	15.5	15.0	15.5	46.5	17	-0.11	1.1	74.6	6.
			88.8	86.5	43.0	16.5	16.5	16.0	16.0	16.5	49.0	18	-0.34	3.3	95.3	5.
	9-2	KANTYKA Przemyslaw	87.1	101.0	72.0	18.5	18.0	18.0	18.0	17.0	54.0	07	0.36	-2.9	123.1	1.
			87.8	95.5	61.0	17.5	17.5	18.0	17.5	18.0	53.0	09	-0.67	6.5	120.5	4.

6.	5	CZE - CZECH REPUBLIC II											175.6	6.	354.9	
													179.3	6.		
	5-1	INDRACKOVA Karolina	87.9	79.5	29.0	15.5	15.5	15.5	15.0	15.0	46.0	17	0.49	-3.9	71.1	7.
			88.9	78.5	27.0	15.0	15.5	15.5	15.0	15.0	45.5	18	-0.15	1.5	74.0	6.
	5-2	SAKALA Filip	87.2	93.5	57.0	17.0	17.0	16.5	17.0	16.0	50.5	07	0.37	-3.0	104.5	8.
			88.0	90.0	50.0	16.5	16.5	16.5	16.0	17.0	49.5	09	-0.60	5.8	105.3	7.

7.	7	RUS - RUSSIAN FEDERATION II											148.3	7.	319.1	
													170.8	7.		
	7-1	SUTIAGINA Alena	88.2	63.0	-4.0	13.0	14.0	13.5	14.5	14.0	41.5	17	0.77	-6.2	31.3	9.
			89.7	69.5	9.0	13.5	14.5	14.5	15.0	15.0	44.0	18	-0.14	1.4	54.4	7.
	7-2	NAZAROV Mikhail	86.7	98.5	67.0	17.5	17.5	18.0	18.0	17.5	53.0	07	0.38	-3.0	117.0	4.
			87.3	94.5	59.0	17.0	17.5	18.0	17.0	17.5	52.0	09	-0.56	5.4	116.4	6.



Results

Rank	Bib	Name	Speed [km/h]	Distance [m]	Points	Judges Marks					Points	Gate / Wind Compensation			Round Points	Group Rank	Total
						A	B	C	D	E		Gate	Points	[m/s]			
8.	4	KAZ - KAZAKHSTAN												130.3 23.1	8. 8.	153.4	
	4-1	AKHMETVALIYEVA Dayana	88.2 89.3	55.5 57.5	-19.0 -15.0	12.5	12.5	12.5	12.5	12.5	37.5 38.0	17 18	0.43 -0.01	-3.4 0.1	15.1 23.1	10. 8.	
	4-2	TKACHENKO Sergey	86.5	99.0 DNS	68.0	16.0	17.5	17.0	17.5	15.5	50.5	07	0.41	-3.3	115.2 0.0	6.	

Not Qualified for Final Round

9.	3	CHN - PEOPLE'S REPUBLIC OF CHINA												104.2	9.	104.2	
	3-1	DONG Bing	88.2	71.5	13.0	13.0	13.5	14.0	13.5	14.0	41.0	17	0.12	-1.0	53.0	8.	
	3-2	WANG Bingrong	85.7	70.5	11.0	15.0	14.5	14.5	15.0	14.0	44.0	07	0.48	-3.8	51.2	9.	
10.	8	FIN - FINLAND												80.2	10.	80.2	
	8-1	FORSSTROEM Susanna	88.6	85.0	40.0	15.0	15.5	15.5	15.0	15.0	45.5	17	0.66	-5.3	80.2	4.	
	8-2	TAEHKAEVUORI Frans		DNS										0.0			

Competition / Weather Information

	Time	Base Values			Weather	Temp. Start / Finish [°C]		Humid. [%]	Tan. Wind [m/s]		
		Wind	Gate	Length		Air	Min.		Max.	Avg.	
1st Round	Group 1 18:04 - 18:55	0.00	17		Snow	-7.3	-8.4	86 / 87	-0.11	0.85	0.38
	Group 2	0.00	07								
Final Round	Group 1 19:18 - 19:35	0.00	18		Snow	-8.6	-8.8	87 / 86	-1.26	0.02	-0.41
	Group 2	0.00	09								

Statistics

	Gate No.	Athletes Diff.	Falls	Distance [m]			Speed [km/h]			Competitors / Countries		
				Min.	Max.	Avg.	Min.	Max.	Avg.	In start list	Started	With results
1st Round	Group 1 17	10	0	55.5	91.0	77.9	87.1	89.0	88.3	24/7	23/7	19/7
	Group 2 07	9	0	70.5	101.0	95.5	85.7	87.2	86.6			
Final Round	Group 1 18	8	0	57.5	94.5	82.9	88.8	90.0	89.4	16/5	15/5	15/5
	Group 2 09	7	0	90.0	100.0	96.0	87.2	88.0	87.5			

NOTES

How point scores are calculated

The team total points are the sum of all four individual point scores.

A competitor is awarded 60 points for jumping the K-point distance. For every meter more or less than the K-point, a competitor has 2.0 points added or subtracted from his total. In addition, competitors are awarded points for style (for flight, landing and out-run) up to a maximum of 20 per judge. Five judges score each jump, with the highest and lowest scores discarded and the scores of the other three summed and added to the competitor's points for distance. The gate and/or wind compensation points are added to, or subtracted from, the total points.

Teams ranked after the 8th position have competed in the 1st round only.

LEGEND

Avg.	Average	Ctry Code	Country Code	Diff.	Difference
DNS	Did Not Start	Humid.	Humidity Start / Finish	Max.	Maximum
Min.	Minimum	No.	Number	Tan. Wind	Tangential Wind





Almaty 2017

28TH WINTER UNIVERSIADE



SNOWBOARD

12	Snowboard	1368
12.1	Table of Contents	1369
12.2	Competition Schedule	1372
12.3	Number of Entries by Country	1373
12.4	Entry List by Country	1374
12.5	Medallists by Event	1380
12.6	Ladies' Parallel Giant Slalom	1381
12.6.1	Results	1382
12.6.2	Brackets	1384
12.6.3	Qualification	1385
12.6.3.1	Start List - Run 1	1385
12.6.3.2	Start List - Run 2	1386
12.6.3.3	Results	1387
12.7	Ladies' Parallel Slalom	1389
12.7.1	Results	1390
12.7.2	Brackets	1392
12.7.3	Qualification	1393
12.7.3.1	Start List - Run 1	1393
12.7.3.2	Start List- Run 2	1394
12.7.3.3	Results	1395
12.8	Ladies' Slopestyle	1397
12.8.1	Start List - Run 1	1398
12.8.2	Start List - Run 2	1399
12.8.3	Results	1400
12.8.4	Qualification	1402
12.8.4.1	Start List - Run 1	1402
12.8.4.2	Start List - Run 2	1403
12.8.4.3	Results	1404
12.9	Ladies' Snowboard Cross	1406
12.9.1	Results	1407
12.9.2	Brackets - Small Bracket	1408
12.9.3	Lane Choice Analysis	1409
12.9.4	Qualification	1410
12.9.4.1	Start List - Run 1	1410
12.9.4.2	Start List - Run 2	1411
12.9.4.3	Results	1412
12.10	Ladies' Big Air	1413
12.10.1	Start List - Run 1	1414
12.10.2	Start List - Run 2	1415
12.10.3	Results	1416

12.10.4	Qualification	1418
12.10.4.1	Start List - Run 1	1418
12.10.4.2	Start List - Run 2	1419
12.10.4.3	Results	1420
12.11	Men's Parallel Giant Slalom	1422
12.11.1	Results	1423
12.11.2	Brackets	1425
12.11.3	Qualification	1426
12.11.3.1	Start List - Run 1	1426
12.11.3.2	Start List - Run 2	1427
12.11.3.3	Results	1428
12.12	Men's Parallel Slalom	1430
12.12.1	Results	1431
12.12.2	Brackets	1432
12.12.3	Qualification	1433
12.12.3.1	Start List - Run 1	1433
12.12.3.2	Start List - Run 2	1434
12.12.3.3	Results	1435
12.13	Men's Slopestyle	1436
12.13.1	Start List - Run 1	1437
12.13.2	Start List - Run 2	1439
12.13.3	Results	1441
12.13.4	Qualification	1443
12.13.4.1	Start List - Run 1	1443
12.13.4.2	Start List - Run 2	1445
12.13.4.3	Results	1447
12.14	Men's Snowboard Cross	1449
12.14.1	Results	1450
12.14.2	Brackets - Big Bracket	1452
12.14.3	Lane Choice Analysis	1453
12.14.4	Qualification	1455
12.14.4.1	Start List - Run 1	1455
12.14.4.2	Start List - Run 2	1457
12.14.4.3	Results	1459
12.15	Men's Big Air	1461
12.15.1	Start List - Run 1	1462
12.15.2	Start List - Run 2	1464
12.15.3	Results	1466
12.15.4	Qualification	1469
12.15.4.1	Start List - Run 1	1469

12.15.4.2	Start List - Run 2	1471
12.15.4.3	Results	1473
12.16	Sport Related - Schedule Change Competition Delayed	1476



Competition Schedule

As of 5 FEB 2017

Date	Start Time	Estimated Finish Time	Event
MON 30 JAN	9:30	10:00	Ladies' Parallel Giant Slalom Qualification Run 1
	10:00	10:30	Men's Parallel Giant Slalom Qualification Run 1
	10:30	11:00	Ladies' Parallel Giant Slalom Qualification Run 2
	11:00	11:30	Men's Parallel Giant Slalom Qualification Run 2
	14:00	16:06	Ladies' Parallel Giant Slalom Finals
	14:32	16:08	Men's Parallel Giant Slalom Finals
TUE 31 JAN	11:00	11:30	Ladies' Parallel Slalom Qualification Run 1
	11:30	12:00	Men's Parallel Slalom Qualification Run 1
	12:00	12:30	Ladies' Parallel Slalom Qualification Run 2
	12:30	13:00	Men's Parallel Slalom Qualification Run 2
	14:00	16:06	Ladies' Parallel Slalom Finals
	14:32	16:08	Men's Parallel Slalom Finals
WED 1 FEB	12:30	13:00	Ladies' Snowboard Cross Qualification Run 1
	13:00	13:30	Men's Snowboard Cross Qualification Run 1
	13:30	14:00	Ladies' Snowboard Cross Qualification Run 2
	14:00	14:30	Men's Snowboard Cross Qualification Run 2
THU 2 FEB	13:10	14:34	Men's Snowboard Cross Finals
	14:00	14:32	Ladies' Snowboard Cross Finals
SUN 5 FEB	10:45	11:00	Ladies' Slopestyle Qualification Run 1
	11:00	11:40	Men's Slopestyle Qualification Run 1
	11:40	11:55	Ladies' Slopestyle Qualification Run 2
	11:55	12:25	Men's Slopestyle Qualification Run 2
	13:00	13:10	Ladies' Slopestyle Final Run 1
	13:10	13:25	Men's Slopestyle Final Run 1
	13:25	13:35	Ladies' Slopestyle Final Run 2
	13:35	14:00	Men's Slopestyle Final Run 2
TUE 7 FEB	11:00	11:30	Ladies' Big Air Qualification Run 1
	11:30	12:00	Men's Big Air Qualification Run 1
	12:00	12:30	Ladies' Big Air Qualification Run 2
	12:30	13:00	Men's Big Air Qualification Run 2
	14:00	14:30	Ladies' Big Air Final Run 1
	14:30	15:30	Men's Big Air Final Run 2
	14:30	15:00	Ladies' Big Air Final Run 1
	15:30	16:00	Men's Big Air Final Run 2



Number of Entries by Country

As of 5 APR 2017

CTRY	Men					Total	Ladies					Total Competitors	
	PGS	PSL	SBX	SS	BA		PGS	PSL	SBX	SS	BA		Total
AND - Andorra									1			1	1
ARG - Argentina			1	1	1	1							1
AUS - Australia				1	1	1			1	1	1	1	2
AUT - Austria							1	1				1	1
BEL - Belgium	1	1				1							1
CAN - Canada	1	1	1			2	4	4				4	6
CHI - Chile				1	1	1							1
CHN - People's Republic of China	2	2		3	3	5	2	2		4	4	6	11
CZE - Czech Republic	2		2	2	2	4	2		2			2	6
EST - Estonia				1	1	1							1
FIN - Finland				1	1	1							1
FRA - France			3	3	3	6			1			1	7
GBR - United Kingdom of G.B. & N.I.			2	1		3			1			1	4
GEO - Georgia			2			2							2
ITA - Italy							2	2				2	2
JPN - Japan			1			1	1	1				1	2
KAZ - Kazakhstan	4	4	4	1	3	9	2	2				2	11
KGZ - Kyrgyzstan			3			3							3
KOR - Republic of Korea	3	3	1	4	4	8	2	2				2	10
LAT - Latvia							1	1				1	1
LBN - Lebanon							1					1	1
LTU - Lithuania			1			1							1
NED - Netherlands				1	1	1	2	2				2	3
POL - Poland	4	4	2			6	3	3	1	1	1	5	11
RUS - Russian Federation	4	4	3	3	3	10	4	4	1	2	2	7	17
SLO - Slovenia				1	1	1							1
SRB - Serbia				1	1	1				1	1	1	2
SUI - Switzerland			4		1	4			2			2	6
SVK - Slovakia	1	1	1			1							1
TUR - Turkey	2	2				2	2	2				2	4
UGA - Uganda				1		1							1
UKR - Ukraine	4	4	2			4	2	2				2	6
USA - United States of America	1	1				1	1	1				1	2
UZB - Uzbekistan	1	1	1	1	1	1							1
Number of competitors:	30	27	34	27	28	83	32	29	10	9	9	48	131
Number of Countries:	13	12	17	17	16	29	16	14	8	5	5	22	34

Note:

Competitors are only counted once even if they participate in more than one event

Legend:

BA Big Air **PGS** Parallel Giant Slalom **PSL** Parallel Slalom **SBX** Snowboard Cross
SS Slopestyle



Entry List by Country

As of 5 APR 2017

	Men		Ladies		Total	
	Competitors	CTRYs	Competitors	CTRYs	Competitors	CTRYs
Parallel Giant Slalom	30	13	32	16	62	19
Parallel Slalom	27	12	29	14	56	17
Snowboard Cross	34	17	10	8	44	19
Slopestyle	27	17	9	5	36	18
Big Air	28	16	9	5	37	17
Total entries/CTRYs	146	29	89	22	235	34

CTRY	FIS Code	Name	Gender	Event Code	PGS FIS Points (Rk)	PSL FIS Points (Rk)	SBX FIS Points (Rk)	SS FIS Points (Rk)	BA FIS Points (Rk)	Date of Birth
AND - Andorra										
	1029957	ESTEVEZ Maeva	F	SBX			84.50 (97)			2 MAR 1995
<i>Total of 1 AND competitor (1 Lady)</i>										
ARG - Argentina										
	9030046	ODRIOZOLA Inaki	M	BA SS SBX			15.66 (309)	54.40 (164)	144.00 (55)	3 JAN 1996
<i>Total of 1 ARG competitor (1 Man)</i>										
AUS - Australia										
	9045034	ARAZNY Amber	F	BA SS SBX			0.00 (999)	0.00 (999)	0.00 (999)	5 SEP 1990
	9040167	MCALPIN Joss	M	BA SS				7.56 (443)	0.00 (999)	8 NOV 1994
<i>Total of 2 AUS competitors (1 Lady - 1 Man)</i>										
AUT - Austria										
	9055042	MESCHIK Pia Maria	F	PGS PSL	0.00 (999)	0.00 (999)				1 JAN 1993
<i>Total of 1 AUT competitor (1 Lady)</i>										
BEL - Belgium										
	9400044	DE RIDDER Koen	M	PGS PSL	42.50 (156)	42.50 (156)				1 SEP 1997
<i>Total of 1 BEL competitor (1 Man)</i>										
CAN - Canada										
	9105270	HAMILTON Mackenzie	F	PGS PSL	105.00 (77)	105.00 (77)				14 FEB 1996
	9105244	HAWKRIGG Jennifer	F	PGS PSL	160.00 (55)	160.00 (55)				28 AUG 1996
	9105317	VAN GRONINGEN Abby	F	PGS PSL	110.00 (74)	110.00 (74)				7 JUN 1998
	9105269	VAN GRONINGEN Emma	F	PGS PSL	160.00 (56)	160.00 (56)				12 FEB 1996
	9100595	HILDEBRAND Andrew	M	PGS PSL	43.20 (153)	43.20 (153)				16 DEC 1996
	9100765	WHITE Austin	M	SBX			92.00 (115)			25 JAN 1998
<i>Total of 6 CAN competitors (4 Ladies - 2 Men)</i>										
CHI - Chile										
	9110006	IRARRAZAVAL Inaqui	M	BA SS			60.50 (150)	160.00 (51)		9 JUN 1992
<i>Total of 1 CHI competitor (1 Man)</i>										



Entry List by Country

As of 5 APR 2017

CTRY	FIS Code	Name	Gender	Event Code	PGS FIS Points (Rk)	PSL FIS Points (Rk)	SBX FIS Points (Rk)	SS FIS Points (Rk)	BA FIS Points (Rk)	Date of Birth
CHN - People's Republic of China										
	9125000	CUI Ming	F	PGS PSL	0.02 (291)	0.02 (291)				9 JUL 1996
	9125005	LI Dongyu	F	BA SS				0.00 (999)	0.00 (999)	30 JAN 1998
	9125020	LI Yan Rui	F	PGS PSL	0.00 (999)	0.00 (999)				18 AUG 1995
	9125019	YANG Rui	F	BA SS				0.00 (999)	0.00 (999)	5 MAR 1996
	1129993	ZHAI Yue	F	BA SS				59.40 (115)	17.16 (110)	18 DEC 1996
	9125011	ZHANG Tong	F	BA SS				48.20 (125)	14.52 (114)	18 JUN 1995
	1124965	FENG Changjun	M	BA SS				3.01 (518)	4.20 (247)	14 NOV 1994
	1124946	LI Fengfeng	M	BA SS				12.15 (371)	1.85 (274)	8 SEP 1990
	1124974	LI Tian Le	M	PGS PSL	0.00 (999)	0.00 (999)				7 MAR 1996
	1124952	QIAO Yu	M	PGS PSL	2.97 (416)	2.97 (416)				29 AUG 1995
	1124966	YANG Chengying	M	BA SS				0.00 (999)	0.00 (999)	23 NOV 1993

Total of 11 CHN competitors (6 Ladies - 5 Men)

CZE - Czech Republic

	1159951	CHOUROVA Katerina	F	PGS SBX	1.89 (266)		92.00 (88)			26 SEP 1991
	9155013	HUMMELOVA Eva	F	PGS SBX	1.68 (267)		46.40 (143)			17 SEP 1989
	9150143	BOHUNEK Petr	M	PGS SBX	0.00 (999)		13.70 (323)			1 MAY 1991
	9150148	LOHYNKY Jan	M	BA SS				3.46 (502)	3.36 (257)	6 FEB 1995
	9150083	MIKYSKA Martin	M	BA SS				85.80 (115)	2.36 (266)	3 FEB 1994
	9150142	SYKORA Daniel	M	PGS SBX	0.01 (495)		31.05 (229)			8 JUL 1994

Total of 6 CZE competitors (2 Ladies - 4 Men)

EST - Estonia

	9390006	GRIGORJEV Kaspar	M	BA SS				0.00 (999)	0.00 (999)	27 NOV 1991
--	---------	------------------	---	-------	--	--	--	------------	------------	-------------

Total of 1 EST competitor (1 Man)

FIN - Finland

	9180087	PARTANEN Alekski	M	BA SS				30.24 (241)	7.68 (225)	17 DEC 1992
--	---------	------------------	---	-------	--	--	--	-------------	------------	-------------

Total of 1 FIN competitor (1 Man)

FRA - France

	9195144	DEVOUASSOUX Sarah	F	SBX			204.00 (33)			13 NOV 1997
	9190356	APILLI Guilhem	M	SBX			129.60 (87)			4 JUN 1996
	9190341	BAISAMY Timothe	M	BA SS				7.20 (446)	10.08 (214)	6 JUL 1997
	9190296	CUNY Matteo	M	BA SS				14.50 (337)	28.08 (146)	22 FEB 1996
	9190278	DREME Vincent	M	SBX			160.00 (70)			28 FEB 1996
	9190369	LE BLE Leo	M	SBX			144.00 (75)			2 JAN 1997
	9190272	TOURKI Yannis	M	BA SS				0.69 (602)	0.37 (301)	20 MAR 1995

Total of 7 FRA competitors (1 Lady - 6 Men)



Entry List by Country

As of 5 APR 2017

CTRY		Gender	Event Code	PGS FIS Points (Rk)	PSL FIS Points (Rk)	SBX FIS Points (Rk)	SS FIS Points (Rk)	BA FIS Points (Rk)	Date of Birth
FIS Code	Name								
GBR - United Kingdom of G.B. & N.I.									
9225004	FINNERTY Gillian	F	SBX			38.00 (155)			11 JUN 1992
9220064	GREEN Douglas	M	SBX			4.91 (437)			21 SEP 1998
9220089	PATON Calum	M	SS				0.00 (999)		30 JUL 1994
9220039	WAGNER Robert	M	SBX			26.54 (243)			15 MAR 1989
<i>Total of 4 GBR competitors (1 Lady - 3 Men)</i>									
GEO - Georgia									
9680006	BURDULI David	M	SBX			9.60 (362)			1 DEC 1993
9680008	PALIANI Nikoloz	M	SBX			0.00 (999)			19 DEC 1994
<i>Total of 2 GEO competitors (2 Men)</i>									
ITA - Italy									
9295091	GASPARI Giulia	F	PGS PSL	171.40 (50)	171.40 (50)				8 SEP 1995
9295125	SANTIFALLER Vivien	F	PGS PSL	82.40 (93)	82.40 (93)				30 APR 1997
<i>Total of 2 ITA competitors (2 Ladies)</i>									
JPN - Japan									
9305291	TOYODA Asa	F	PGS PSL	160.00 (58)	160.00 (58)				9 OCT 1996
9300733	TAKAHARA Yoshiki	M	SBX			127.70 (88)			17 JAN 1998
<i>Total of 2 JPN competitors (1 Lady - 1 Man)</i>									
KAZ - Kazakhstan									
1679950	SLOBODKINA Dariya	F	PGS PSL	4.80 (254)	4.80 (254)				26 AUG 1994
1679949	TUPIK Xeniya	F	PGS PSL	6.23 (249)	6.23 (249)				4 SEP 1992
9670022	ALEXEYEV Alexandr	M	BA				0.00 (999)		17 DEC 1991
9670010	BEISENOV Assylbek	M	PGS PSL	0.34 (465)	0.34 (465)				2 MAY 1990
9670023	DEONISYEV Stepan	M	BA SS SBX			0.00 (999)	0.00 (999)	0.00 (999)	23 JUL 1991
9670025	KARMOZIN Gleb	M	BA					0.00 (999)	16 DEC 1991
9670026	KUMAKBAYEV Zhomart	M	SBX			0.00 (999)			26 DEC 1990
9670012	PANIN Oleg	M	PSL SBX		0.00 (999)	1.25 (550)			4 MAY 1996
9670007	SADYKOV Rollan	M	PGS PSL	6.23 (367)	6.23 (367)				7 AUG 1989
9670014	YEGORENKO Dmitriy	M	PGS PSL	3.02 (413)	3.02 (413)				23 DEC 1996
9670013	YUDAYEV Maxim	M	PGS PSL SBX	0.00 (999)	0.00 (999)	38.50 (193)			15 AUG 1997
<i>Total of 11 KAZ competitors (2 Ladies - 9 Men)</i>									
KGZ - Kyrgyzstan									
1774911	GUBAEV Timur	M	SBX			0.47 (576)			10 MAY 1992
1774913	VAKURIN Aleksey	M	SBX			8.22 (375)			10 MAY 1994
1774914	VAKURIN Pavel	M	SBX			3.64 (472)			10 MAY 1994
<i>Total of 3 KGZ competitors (3 Men)</i>									



Entry List by Country

As of 5 APR 2017

CTRY		Gender	Event Code	PGS FIS Points (Rk)	PSL FIS Points (Rk)	SBX FIS Points (Rk)	SS FIS Points (Rk)	BA FIS Points (Rk)	Date of Birth
FIS Code	Name								
KOR - Republic of Korea									
9325029	KIM A-Reum	F	PGS PSL	8.82 (236)	8.82 (236)				18 FEB 1997
9325023	KIM Do-Yeon	F	PGS PSL	14.00 (219)	14.00 (219)				25 OCT 1996
9320122	CHO Soung-Hee	M	PGS PSL	14.76 (274)	14.76 (274)				1 OCT 1997
9320132	CHOI Jun-Ha	M	BA SS				47.16 (184)	11.10 (204)	30 JUL 1997
9320176	CHOI Jun-Kyu	M	BA SS				13.50 (347)	0.00 (999)	2 OCT 1990
9320152	CHOI Jun-Young	M	BA SS				0.00 (999)	0.00 (999)	7 FEB 1995
9320113	KIM Seong-Il	M	PGS PSL	6.10 (368)	6.10 (368)				20 APR 1996
9320107	LEE Hyun-Su	M	BA SS				10.80 (392)	0.00 (999)	17 SEP 1996
9320064	LEE Je-Jung	M	PGS PSL	122.00 (79)	122.00 (79)				20 NOV 1992
9320172	MUN Jeong-Uk	M	SBX			59.60 (146)			14 AUG 1996
<i>Total of 10 KOR competitors (2 Ladies - 8 Men)</i>									
LAT - Latvia									
1559979	ZVAIGZNE Elina	F	PGS PSL	15.70 (212)	15.70 (212)				20 NOV 1997
<i>Total of 1 LAT competitor (1 Lady)</i>									
LBN - Lebanon									
1349958	ABI YOUNES Alda	F	PGS	0.02 (291)					1 MAY 1990
<i>Total of 1 LBN competitor (1 Lady)</i>									
LTU - Lithuania									
1783059	ARLAUSKAS Laurynas	M	SBX			3.70 (470)			11 NOV 1995
<i>Total of 1 LTU competitor (1 Man)</i>									
NED - Netherlands									
9405031	ALBERS Dana	F	PGS PSL	48.00 (129)	48.00 (129)				28 APR 1997
9405020	HEIJT Yvette	F	PGS PSL	75.60 (98)	75.60 (98)				28 APR 1995
9400087	FALHABER Bart	M	BA SS				4.26 (486)	0.00 (999)	27 AUG 1991
<i>Total of 3 NED competitors (2 Ladies - 1 Man)</i>									
POL - Poland									
9435030	BIELA Weronika	F	PGS PSL	270.00 (34)	270.00 (34)				15 SEP 1991
9435005	KROL Aleksandra	F	PGS PSL	340.00 (25)	340.00 (25)				20 NOV 1990
9435027	RUSIN Katarzyna	F	BA SS				0.00 (999)	0.00 (999)	21 JAN 1994
1439979	SZTOKFISZ Karolina	F	PGS PSL	93.00 (85)	93.00 (85)				15 FEB 1989
9435066	WOLSKA Dominika	F	SBX			106.00 (77)			22 SEP 1996
9430127	BODZIONY Piotr	M	SBX			0.00 (999)			30 OCT 1995
9430050	BOM Oskar	M	PGS PSL	70.20 (108)	70.20 (108)				5 AUG 1990
9430047	KOWALCZYK Tomasz	M	PGS PSL	86.40 (97)	86.40 (97)				21 MAR 1990
9430120	KWIATKOWSKI Oskar	M	PGS PSL	95.00 (88)	95.00 (88)				25 APR 1996
9430124	NOWACZYK Michal	M	PGS PSL	53.40 (132)	53.40 (132)				26 JUL 1996
9430095	WAL Dawid	M	SBX			0.00 (999)			4 MAR 1992
<i>Total of 11 POL competitors (5 Ladies - 6 Men)</i>									



Entry List by Country

As of 5 APR 2017

CTRY	FIS Code	Name	Gender	Event Code	PGS FIS Points (Rk)	PSL FIS Points (Rk)	SBX FIS Points (Rk)	SS FIS Points (Rk)	BA FIS Points (Rk)	Date of Birth
RUS - Russian Federation										
	9485028	GROZNOVA Darya	F	PGS PSL	178.00 (49)	178.00 (49)				13 SEP 1990
	1489969	KOLEGOVA Vera	F	PGS PSL	114.00 (73)	114.00 (73)				10 NOV 1990
	9485178	KOSTENKO Elena	F	BA SS				160.00 (49)	160.00 (40)	29 AUG 1995
	9485339	LOGINOVA Anastasiia	F	BA SS				0.00 (999)	0.00 (999)	17 MAR 1996
	9485181	PARSHINA Aleksandra	F	SBX			54.00 (130)			2 AUG 1995
	9485211	POZDEEVA Elizaveta	F	PGS PSL	76.00 (96)	76.00 (96)				11 AUG 1998
	9485212	SHIRSHOVA Alexandra	F	PGS PSL	152.00 (61)	152.00 (61)				14 APR 1997
	9480356	BOGDANOV Bogdan	M	PGS PSL	144.00 (69)	144.00 (69)				20 FEB 1992
	9480573	FOMCHENKO Mihail	M	BA SS				41.00 (194)	13.75 (191)	1 MAR 1996
	9480382	KHURAMSHIN Vladislav	M	PGS PSL	117.00 (80)	117.00 (80)				26 APR 1995
	9480252	KIYANITSYN Phillipp	M	SBX			38.28 (194)			12 JUL 1994
	9480261	KOPRIVITSA Anton	M	SBX			134.40 (81)			20 OCT 1991
	9480456	MATVEEV Mikhail	M	BA SS				84.00 (116)	115.40 (68)	22 MAY 1996
	9480435	MUKHUTDINOV Evgeniy	M	SBX			130.00 (85)			4 MAY 1993
	9480399	SHKURIKHIN Vladislav	M	PGS PSL	208.98 (45)	208.98 (45)				19 SEP 1996
	9480728	SMELOV Aleksandr	M	BA SS				0.00 (999)	0.00 (999)	22 APR 1996
	9480353	TAIMULIN Dmitriy	M	PGS PSL	154.80 (63)	154.80 (63)				18 JAN 1994
<i>Total of 17 RUS competitors (7 Ladies - 10 Men)</i>										
SLO - Slovenia										
	9560189	PODLOGAR Peter	M	BA SS				63.20 (147)	13.20 (196)	24 OCT 1994
<i>Total of 1 SLO competitor (1 Man)</i>										
SRB - Serbia										
	1319997	IGNJATOV Jelena	F	BA SS				85.00 (86)	68.00 (68)	22 MAY 1995
	9310008	KOLAREVIC Janko	M	BA SS				12.50 (366)	23.25 (158)	6 SEP 1997
<i>Total of 2 SRB competitors (1 Lady - 1 Man)</i>										
SUI - Switzerland										
	9515140	WALZ Iva	F	SBX			36.40 (159)			20 JUN 1996
	9515065	WUFFLI Miriam	F	SBX			15.84 (200)			30 JUN 1991
	9510272	BEER Dominic	M	SBX			12.14 (340)			23 JUN 1993
	9510344	PERRENOUD Sandro	M	SBX			33.80 (213)			21 FEB 1996
	9510253	SUTER Mario	M	BA SBX			7.78 (382)	0.00 (999)		4 JUL 1993
	9510335	TANDLER Philipp	M	SBX			91.00 (119)			6 SEP 1996
<i>Total of 6 SUI competitors (2 Ladies - 4 Men)</i>										
SVK - Slovakia										
	9700022	BACO Matej	M	PGS PSL SBX	51.20 (134)	51.20 (134)	18.90 (289)			24 JUN 1992
<i>Total of 1 SVK competitor (1 Man)</i>										



Entry List by Country

As of 5 APR 2017

CTRY	FIS Code	Name	Gender	Event Code	PGS FIS Points (Rk)	PSL FIS Points (Rk)	SBX FIS Points (Rk)	SS FIS Points (Rk)	BA FIS Points (Rk)	Date of Birth
TUR - Turkey										
	9525022	CAGLAR Elif Busra	F	PGS PSL	22.50 (187)	22.50 (187)				14 MAR 1996
	9525008	GENESKE Elif Kubra	F	PGS PSL	50.00 (122)	50.00 (122)				14 MAR 1994
	1524968	PEHLIVAN Tanzer	M	PGS PSL	30.24 (196)	30.24 (196)				25 MAY 1995
	1524976	POLAT Hamza	M	PGS PSL	56.00 (128)	56.00 (128)				1 MAY 1996
<i>Total of 4 TUR competitors (2 Ladies - 2 Men)</i>										
UGA - Uganda										
	9531148	MAWEJJE Brolin	M	SS				24.00 (269)		7 JUN 1992
<i>Total of 1 UGA competitor (1 Man)</i>										
UKR - Ukraine										
	1699945	DANCHA Annamari	F	PGS PSL	70.00 (104)	70.00 (104)				26 MAR 1990
	9695000	KOPCHAK Tetiana	F	PGS PSL	25.20 (179)	25.20 (179)				14 NOV 1997
	9690065	ALEKSANDROVSKYY Roman	M	PGS SBX	56.00 (129)		23.40 (258)			29 JUN 1994
	9690062	BELINSKY O Aleksandr	M	PGS PSL	70.00 (110)	70.00 (110)				27 MAR 1995
	9690061	BIHUS Taras	M	PGS SBX	28.70 (204)		34.70 (208)			15 AUG 1993
	9690081	HULIY Yevheniy	M	PGS PSL	33.75 (186)	33.75 (186)				27 FEB 1996
<i>Total of 6 UKR competitors (2 Ladies - 4 Men)</i>										
USA - United States of America										
	9535325	CARRIGAN Maggie	F	PGS PSL	160.00 (54)	160.00 (54)				22 OCT 1996
	9531065	SILVERMAN Myles	M	PGS PSL	52.00 (133)	52.00 (133)				25 APR 1997
<i>Total of 2 USA competitors (1 Lady - 1 Man)</i>										
UZB - Uzbekistan										
	1214931	MAKHMUDOV Daniyar	M	BA PGS PSL SS SBX	0.00 (999)	0.00 (999)	0.00 (999)	0.00 (999)	0.00 (999)	1 JAN 1993
<i>Total of 1 UZB competitor (1 Man)</i>										

Legend:

BA	Big Air	F	Female	M	Male	PGS	Parallel Giant Slalom
PSL	Parallel Slalom	Rk	Rank	SBX	Snowboard Cross	SS	Slopestyle



Medallists by Event

As of 7 FEB 2017 at 15:07

After 10 of 10 Events

Event	Date	Medal	Name	CTRY Code
Ladies' Parallel Giant Slalom	MON 30 JAN	GOLD	KROL Aleksandra	POL
		SILVER	DANCHA Annamari	UKR
		BRONZE	SZTOKFISZ Karolina	POL
Men's Parallel Giant Slalom	MON 30 JAN	GOLD	BOGDANOV Bogdan	RUS
		SILVER	SHKURIKHIN Vladislav	RUS
		BRONZE	BELINSKY Oleksandr	UKR
Ladies' Slopestyle	SUN 5 FEB	GOLD	RUSIN Katarzyna	POL
		SILVER	ARAZNY Amber	AUS
		BRONZE	LOGINOVA Anastasiia	RUS
Men's Slopestyle	SUN 5 FEB	GOLD	MATVEEV Mikhail	RUS
		SILVER	PARTANEN Aleksi	FIN
		BRONZE	MIKYSKA Martin	CZE
Ladies' Parallel Slalom	TUE 31 JAN	GOLD	BIELA Weronika	POL
		SILVER	CARRIGAN Maggie	USA
		BRONZE	SZTOKFISZ Karolina	POL
Men's Parallel Slalom	TUE 31 JAN	GOLD	BOGDANOV Bogdan	RUS
		SILVER	KWIATKOWSKI Oskar	POL
		BRONZE	BELINSKY Oleksandr	UKR
Ladies' Big Air	TUE 7 FEB	GOLD	LOGINOVA Anastasiia	RUS
		SILVER	KOSTENKO Elena	RUS
		BRONZE	RUSIN Katarzyna	POL
Men's Big Air	TUE 7 FEB	GOLD	MATVEEV Mikhail	RUS
		SILVER	MCALPIN Joss	AUS
		BRONZE	MIKYSKA Martin	CZE
Ladies' Snowboard Cross	WED 1 FEB	GOLD	DEVOUASSOUX Sarah	FRA
		SILVER	WUFFLI Miriam	SUI
		BRONZE	CHOUROVA Katerina	CZE
Men's Snowboard Cross	WED 1 FEB	GOLD	LE BLE Leo	FRA
		SILVER	APILLI Guilhem	FRA
		BRONZE	PERRENOUD Sandro	SUI



Almaty 2017

28TH WINTER UNIVERSIADE



SNOWBOARD

Ladies' Parallel Giant Slalom



Results

Jury			Technical Data	
FIS Technical Delegate:	ZEZIN Denis	RUS	Course Name	Shymbulak
Chief of Competition:	TARASOV Igor	RUS	Start Altitude	2433m
FISU TD - Race Director:	SUNDEKVIST Ola	SWE	Finish Altitude	2343m
Start Referee:	MALYGINA Anastasia	RUS	Vertical Drop	90m
Finish Referee:	SMETANIN Aleksander	RUS	Course Length	350m
			Gates	16
Officials				
Chief of Parallel Giant Slalom:	SHPETCHUK Evgeny	RUS		
Course Setter:	KHURAMSHIN Eduard	RUS		
Video Controller:	ZINKIV Olha	UKR		

Number of Competitors: 32, Number of Countries: 16

Rank	Bib	FIS Code	Name	CTRY Code	YB	Qualification Time	Race Points
BIG FINAL							
1	9	9435005	KROL Aleksandra	POL	1990		220.00
2	17	1699945	DANCHA Annamari	UKR	1990		176.00
SMALL FINAL							
3	3	1439979	SZTOKFISZ Karolina	POL	1989		132.00
4	5	9435030	BIELA Weronika	POL	1991		110.00
QUARTERFINALS							
5	2	1489969	KOLEGOVA Vera	RUS	1990	54.27	99.00
6	1	9295091	GASPARI Giulia	ITA	1995	54.93	88.00
7	15	9485028	GROZNOVA Darya	RUS	1990	56.64	79.20
8	13	9305291	TOYODA Asa	JPN	1996	56.75	70.40
1/8 FINALS							
9	11	9535325	CARRIGAN Maggie	USA	1996	58.29	63.80
10	28	9125000	CUI Ming	CHN	1996	59.29	57.20
11	4	9105244	HAWKRIGG Jennifer	CAN	1996	59.32	52.80
12	24	1679949	TUPIK Xeniya	KAZ	1992	59.60	48.40
13	25	1679950	SLOBODKINA Dariya	KAZ	1994	59.90	44.00
14	7	9105270	HAMILTON Mackenzie	CAN	1996	1:00.78	39.60
15	19	9525008	GENESKE Elif Kubra	TUR	1994	1:00.99	35.20
16	18	9405031	ALBERS Dana	NED	1997	1:01.12	33.00
RESULTS FROM QUALIFICATION							
17	23	9325029	KIM A-Reum	KOR	1997	1:01.26	30.80
18	8	9105317	VAN GRONINGEN Abby	CAN	1998	1:02.89	28.60
19	22	9325023	KIM Do-Yeon	KOR	1996	1:03.29	26.40
20	12	9485212	SHIRSHOVA Alexandra	RUS	1997	1:05.14	24.20
21	30	9055042	MESCHIK Pia Maria	AUT	1993	1:05.74	22.00
22	6	9295125	SANTIFALLER Vivien	ITA	1997	1:06.53	19.80
23	26	1159951	CHOUROVA Katerina	CZE	1991	1:08.35	17.60
24	20	9695000	KOPCHAK Tetiana	UKR	1997	1:09.36	15.40
25	27	9155013	HUMMELOVA Eva	CZE	1989	1:13.94	13.20
26	10	9485211	POZDEEVA Elizaveta	RUS	1998	1:16.65	11.00
27	32	9525022	CAGLAR Elif Busra	TUR	1996	1:19.80	9.90
28	21	1559979	ZVAIGZNE Elina	LAT	1997	1:24.13	8.80
29	31	9125020	LI Yan Rui	CHN	1995	2:48.07	
30	14	9405020	HEIJT Yvette	NED	1995	28.24	
31	16	9105269	VAN GRONINGEN Emma	CAN	1996	29.84	
	29	1349958	ABI YOUNES Alda	LBN	1990	DNS	

Forerunners

F1 - ZUEV Vladislav	KAZ	F2 - RODIONOV Valery	KAZ	F3 - VLASONA Daria	KAZ
F4 - LYAPYNOVA Varvara	KAZ				



Results

Rank	Bib	FIS Code	Name	CTRY Code	YB	Qualification Time	Race Points
Conditions on course							
Qualification: Sunny		Snow Temperature: -8°C / 17.6°F		Temperature - Start: -11°C / 12.2°F		Temperature - Finish: -9°C / 15.8°F	
Final: Sunny		Snow Temperature: -7°C / 19.4°F		Temperature - Start: -7°C / 19.4°F		Temperature - Finish: -5°C / 23°F	

Legend:	DNS Did Not Start	DSQ Disqualified	YB Year of Birth
----------------	--------------------------	-------------------------	-------------------------





Brackets

1/8 Finals	Quarterfinals	Semifinals	Finals
------------	---------------	------------	--------

Q Bib	Heat 1 (1/16)	Run 1	Run 2
1	9 KROL Aleksandra POL		W
16	18 ALBERS Dana NED	+1.06	+4.78

Q Bib	Heat 2 (2/16)	Run 1	Run 2
8	13 TOYODA Asa JPN	DSQ	W
9	11 CARRIGAN Maggie USA		+0.17

Q Bib	Heat 3 (3/16)	Run 1	Run 2
5	1 GASPARI Giulia ITA		W
12	24 TUPIK Xeniya KAZ	DSQ	DSQ

Q Bib	Heat 4 (4/16)	Run 1	Run 2
4	3 SZTOKFISZ Karolina POL	+1.06	W
13	25 SLOBODKINA Dariya KAZ		+9.86

Q Bib	Heat 5 (5/16)	Run 1	Run 2
3	2 KOLEGOVA Vera RUS		W
14	7 HAMILTON Mackenzie CAN	+1.06	+3.00

Q Bib	Heat 6 (6/16)	Run 1	Run 2
6	5 BIELA Weronika POL		W
11	4 HAWKRIGG Jennifer CAN	+0.92	+3.50

Q Bib	Heat 7 (7/16)	Run 1	Run 2
7	15 GROZNOVA Darya RUS	+0.55	W
10	28 CUI Ming CHN		+1.01

Q Bib	Heat 8 (8/16)	Run 1	Run 2
2	17 DANCHA Annamari UKR		W
15	19 GENESKE Elif Kubra TUR	+1.06	DSQ

Bib	QF 1 (9/16)	Run 1	Run 2
9	KROL Aleksandra POL		W
13	TOYODA Asa JPN	+1.06	+2.08

Bib	QF 2 (10/16)	Run 1	Run 2
3	SZTOKFISZ Karolina POL		W
1	GASPARI Giulia ITA	+0.54	DSQ

Bib	QF 3 (11/16)	Run 1	Run 2
5	BIELA Weronika POL		W
2	KOLEGOVA Vera RUS	DSQ	+0.32

Bib	QF 4 (12/16)	Run 1	Run 2
17	DANCHA Annamari UKR		W
15	GROZNOVA Darya RUS	+1.06	+0.47

Bib	Semifinal 1 (13/16)	Run 1	Run 2
9	KROL Aleksandra POL		W
3	SZTOKFISZ Karolina POL	+0.68	+2.93

Bib	Small Final (15/16)	Run 1	Run 2
3	SZTOKFISZ Karolina POL	+0.36	W
5	BIELA Weronika POL		+0.34

Bib	Big Final (16/16)	Run 1	Run 2
9	KROL Aleksandra POL	DSQ	W
17	DANCHA Annamari UKR		+0.08

Bib	Semifinal 2 (14/16)	Run 1	Run 2
17	DANCHA Annamari UKR		W
5	BIELA Weronika POL	+1.06	+0.59

Final Ranking

Gold	KROL Aleksandra	POL
Silver	DANCHA Annamari	UKR
Bronze	SZTOKFISZ Karolina	POL
	4 BIELA Weronika	POL
	5 KOLEGOVA Vera	RUS
	6 GASPARI Giulia	ITA
	7 GROZNOVA Darya	RUS
	8 TOYODA Asa	JPN

Penalty Time: 1.06 seconds

Note:

If a competitor has a DNS, DNF or DSQ in run 1, the penalty time will apply

Legend:

DSQ	Disqualified	DSQ	Disqualified	DSQ	Disqualified	Q	Rank from qualification
QF	Quarterfinal	SF	Semifinal	W	Winner		



Start List

Jury			Technical Data	
FIS Technical Delegate:	ZEZIN Denis	RUS	Course Name	Shymbulak
Chief of Competition:	TARASOV Igor	RUS	Start Altitude	2433m
FISU TD - Race Director	SUNDEKVIST Ola	SWE	Finish Altitude	2343m
Start Referee:	MALYGINA Anastasia	RUS	Vertical Drop	90m
Finish Referee:	SMETANIN Aleksander	RUS	Course Length	340m
			Gates	16
Officials				
Chief of Parallel Giant Slalom:	SHPETCHUK Evgeny	RUS		
Course Setter:	KHURAMSHIN Eduard	RUS		
Video Controller:	ZINKIV Olha	UKR		

Number of Competitors: 32, Number of Countries: 16

RED COURSE						BLUE COURSE						
Start Order	Bib	FIS Code	Name	CTRY Code	YB	Time	Bib	FIS Code	Name	CTRY Code	YB	Time
1	1	9295091	GASPARI Giulia	ITA	1995		2	1489969	KOLEGOVA Vera	RUS	1990	
2	3	1439979	SZTOKFISZ Karolina	POL	1989		4	9105244	HAWKRIGG Jennifer	CAN	1996	
3	5	9435030	BIELA Weronika	POL	1991		6	9295125	SANTIFALLER Vivien	ITA	1997	
4	7	9105270	HAMILTON Mackenzie	CAN	1996		8	9105317	VAN GRONINGEN Abby	CAN	1998	
5	9	9435005	KROL Aleksandra	POL	1990		10	9485211	POZDEEVA Elizaveta	RUS	1998	
6	11	9535325	CARRIGAN Maggie	USA	1996		12	9485212	SHIRSHOVA Alexandra	RUS	1997	
7	13	9305291	TOYODA Asa	JPN	1996		14	9405020	HEIJT Yvette	NED	1995	
8	15	9485028	GROZNOVA Darya	RUS	1990		16	9105269	VAN GRONINGEN Emma	CAN	1996	
9	17	1699945	DANCHA Annamari	UKR	1990		18	9405031	ALBERS Dana	NED	1997	
10	19	9525008	GENESKE Elif Kubra	TUR	1994		20	9695000	KOPCHAK Tetiana	UKR	1997	
11	21	1559979	ZVAIGZNE Elina	LAT	1997		22	9325023	KIM Do-Yeon	KOR	1996	
12	23	9325029	KIM A-Reum	KOR	1997		24	1679949	TUPIK Xeniya	KAZ	1992	
13	25	1679950	SLOBODKINA Dariya	KAZ	1994		26	1159951	CHOUROVA Katerina	CZE	1991	
14	27	9155013	HUMMELOVA Eva	CZE	1989		28	9125000	CUI Ming	CHN	1996	
15	29	1349958	ABI YOUNES Alda	LBN	1990		30	9055042	MESCHIK Pia Maria	AUT	1993	
16	31	9125020	LI Yan Rui	CHN	1995		32	9525022	CAGLAR Elif Busra	TUR	1996	

Forerunners					
F1 - ZUEV Vladislav	KAZ	F2 - RODIONOV Valery	KAZ	F3 - VLASONA Daria	KAZ
F4 - LYAPYNOVA Varvara	KAZ				

Progression system: All competitors are sorted according to their ranking (except a random draw for the top 16). All competitors from each course can start in the elimination run.

Legend:
YB Year of Birth



Start List

Jury			Technical Data		
FIS Technical Delegate:	ZEZIN Denis	RUS	Course Name	Shymbulak	
Chief of Competition:	TARASOV Igor	RUS	Start Altitude	2433m	
FISU TD - Race Director:	SUNDEKVIST Ola	SWE	Finish Altitude	2343m	
Start Referee:	MALYGINA Anastasia	RUS	Vertical Drop	90m	
Finish Referee:	SMETANIN Aleksander	RUS	Course Length	350m	
			Gates	16	
Officials					
Chief of Parallel Giant Slalom:	SHPETCHUK Evgeny	RUS			
Course Setter:	KHURAMSHIN Eduard	RUS			
Video Controller:	ZINKIV Olha	UKR			

Number of Competitors: 31, Number of Countries: 15

RED COURSE							BLUE COURSE					
Start Order	Bib	FIS Code	Name	CTRY Code	YB	Time	Bib	FIS Code	Name	CTRY Code	YB	Time
1	10	9485211	POZDEEVA Elizaveta	RUS	1998	46.87	31	9125020	LI Yan Rui	CHN	1995	2:12.11
2	32	9525022	CAGLAR Elif Busra	TUR	1996	39.87	27	9155013	HUMMELOVA Eva	CZE	1989	39.86
3	26	1159951	CHOUROVA Katerina	CZE	1991	34.46	21	1559979	ZVAIGZNE Elina	LAT	1997	34.11
4	22	9325023	KIM Do-Yeon	KOR	1996	31.46	23	9325029	KIM A-Reum	KOR	1997	30.79
5	20	9695000	KOPCHAK Tetiana	UKR	1997	31.28	19	9525008	GENESKE Elif Kubra	TUR	1994	30.23
6	8	9105317	VAN GRONINGEN Abby	CAN	1998	30.96	25	1679950	SLOBODKINA Dariya	KAZ	1994	30.12
7	18	9405031	ALBERS Dana	NED	1997	29.90	7	9105270	HAMILTON Mackenzie	CAN	1996	29.67
8	24	1679949	TUPIK Xeniya	KAZ	1992	29.87	11	9535325	CARRIGAN Maggie	USA	1996	29.16
9	16	9105269	VAN GRONINGEN Emma	CAN	1996	29.84	13	9305291	TOYODA Asa	JPN	1996	28.44
10	30	9055042	MESCHIK Pia Maria	AUT	1993	29.34	15	9485028	GROZNOVA Darya	RUS	1990	28.31
11	28	9125000	CUI Ming	CHN	1996	28.70	5	9435030	BIELA Weronika	POL	1991	27.67
12	4	9105244	HAWKRIGG Jennifer	CAN	1996	28.39	1	9295091	GASPARI Giulia	ITA	1995	27.36
13	14	9405020	HEIJT Yvette	NED	1995	28.24	9	9435005	KROL Aleksandra	POL	1990	27.14
14	6	9295125	SANTIFALLER Vivien	ITA	1997	27.80	17	1699945	DANCHA Annamari	UKR	1990	27.04
15	12	9485212	SHIRSHOVA Alexandra	RUS	1997	27.56	3	1439979	SZTOKFISZ Karolina	POL	1989	27.03
16	2	1489969	KOLEGOVA Vera	RUS	1990	26.52						

Forerunners					
F1 - ZUEV Vladislav	KAZ	F2 - RODIONOV Valery	KAZ	F3 - VLASONA Daria	KAZ
F4 - LYAPYNOVA Varvara	KAZ				

Progression system: The competitors start on the opposite course in reverse order of their rank. Top 16 ranked competitors according to the total time of the two runs qualify to the finals.

Legend:
YB Year of Birth



Results

Jury			Technical Data	
FIS Technical Delegate:	ZEZIN Denis	RUS	Course Name	Shymbulak
Chief of Competition:	TARASOV Igor	RUS	Start Altitude	2433m
FISU TD - Race Director:	SUNDEKVIST Ola	SWE	Finish Altitude	2343m
Start Referee:	MALYGINA Anastasia	RUS	Vertical Drop	90m
Finish Referee:	SMETANIN Aleksander	RUS	Course Length	350m
			Gates	16
Officials				
Chief of Parallel Giant Slalom:	SHPETCHUK Evgeny	RUS		
Course Setter:	KHURAMSHIN Eduard	RUS		
Video Controller:	ZINKIV Olha	UKR		

Number of Competitors: 32, Number of Countries: 16

Rank	Bib	FIS Code	Name	CTRY Code	YB	BLUE COURSE		RED COURSE		Total Time
						Time	Rk	Time	Rk	
1	9	9435005	KROL Aleksandra	POL	1990	26.78	2	27.14	3	53.92 Q
2	17	1699945	DANCHA Annamari	UKR	1990	27.21	3	27.04	2	54.25 Q
3	2	1489969	KOLEGOVA Vera	RUS	1990	26.52	1	27.75	6	54.27 Q
4	3	1439979	SZTOKFISZ Karolina	POL	1989	27.43	4	27.03	1	54.46 Q
5	1	9295091	GASPARI Giulia	ITA	1995	27.57	6	27.36	4	54.93 Q
6	5	9435030	BIELA Weronika	POL	1991	27.71	7	27.67	5	55.38 Q
7	15	9485028	GROZNOVA Darya	RUS	1990	28.33	11	28.31	7	56.64 Q
8	13	9305291	TOYODA Asa	JPN	1996	28.31	10	28.44	8	56.75 Q
9	11	9535325	CARRIGAN Maggie	USA	1996	29.13	14	29.16	9	58.29 Q
10	28	9125000	CUI Ming	CHN	1996	28.70	13	30.59	15	59.29 Q
11	4	9105244	HAWKRIGG Jennifer	CAN	1996	28.39	12	30.93	17	59.32 Q
12	24	1679949	TUPIK Xeniya	KAZ	1992	29.87	18	29.73	11	59.60 Q
13	25	1679950	SLOBODKINA Dariya	KAZ	1994	29.78	16	30.12	13	59.90 Q
14	7	9105270	HAMILTON Mackenzie	CAN	1996	31.11	23	29.67	10	1:00.78 Q
15	19	9525008	GENESKE Elif Kubra	TUR	1994	30.76	21	30.23	14	1:00.99 Q
16	18	9405031	ALBERS Dana	NED	1997	29.90	19	31.22	18	1:01.12 Q
17	23	9325029	KIM A-Reum	KOR	1997	30.47	20	30.79	16	1:01.26
18	8	9105317	VAN GRONINGEN Abby	CAN	1998	30.96	22	31.93	20	1:02.89
19	22	9325023	KIM Do-Yeon	KOR	1996	31.46	25	31.83	19	1:03.29
20	12	9485212	SHIRSHOVA Alexandra	RUS	1997	27.56	5	37.58	24	1:05.14
21	30	9055042	MESCHIK Pia Maria	AUT	1993	29.34	15	36.40	23	1:05.74
22	6	9295125	SANTIFALLER Vivien	ITA	1997	27.80	8	38.73	26	1:06.53
23	26	1159951	CHOUROVA Katerina	CZE	1991	34.46	27	33.89	21	1:08.35
24	20	9695000	KOPCHAK Tetiana	UKR	1997	31.28	24	38.08	25	1:09.36
25	27	9155013	HUMMELOVA Eva	CZE	1989	34.08	26	39.86	27	1:13.94
26	10	9485211	POZDEEVA Elizaveta	RUS	1998	46.87	30	29.78	12	1:16.65
27	32	9525022	CAGLAR Elif Busra	TUR	1996	39.87	29	39.93	28	1:19.80
28	21	1559979	ZVAIGZNE Elina	LAT	1997	50.02	31	34.11	22	1:24.13
29	31	9125020	LI Yan Rui	CHN	1995	35.96	28	2:12.11	29	2:48.07
30	14	9405020	HEIJT Yvette	NED	1995	28.24	9	DSQ		
31	16	9105269	VAN GRONINGEN Emma	CAN	1996	29.84	17	DSQ		
	29	1349958	ABI YOUNES Alda	LBN	1990			DNS		DNS

Forerunners			
F1 - ZUEV Vladislav	KAZ	F2 - RODIONOV Valery	KAZ
F4 - LYAPYNOVA Varvara	KAZ	F3 - VLASONA Daria	KAZ

Conditions on course			
Qualification: Sunny	Snow Temperature: -8°C / 17.6°F	Temperature - Start: -11°C / 12.2°F	Temperature - Finish: -9°C / 15.8°F

Progression system: The competitors start on the opposite course in reverse order of their rank. The top 16 ranked competitors according to the total time of the two runs qualify to the finals.



Shymbulak Ski Resort

Snowboard

Ladies' Parallel Giant Slalom

Qualification



Almaty 2017
28TH WINTER UNIVERSIADE

MON 30 JAN 2017
Start Time 10:30

Results

Rank	Bib	FIS Code	Name	CTRY Code	YB	BLUE COURSE		RED COURSE		Total Time
						Time	Rk	Time	Rk	

Legend:									
DNS	Did Not Start	DSQ	Disqualified	Q	Qualified	Rk	Rank		
YB	Year of Birth								





Almaty 2017

28TH WINTER UNIVERSIADE



SNOWBOARD

Ladies' Parallel Slalom



Results

Jury			Technical Data	
FIS Technical Delegate:	ZEZIN Denis	RUS	Course Name	Shymbulak
Chief of Competition:	TARASOV Igor	RUS	Start Altitude	2433m
FISU TD - Race Director:	SUNDEKVIST Ola	SWE	Finish Altitude	2343m
Start Referee:	MALYGINA Anastasia	RUS	Vertical Drop	90m
Finish Referee:	SMETANIN Aleksander	RUS	Course Length	340m
			Gates	27
Officials				
Chief of Course:	SHPETCHUK Evgeny	RUS		
Course Setter:	PATRIK Gaudet	CAN		
Video Controller:	VALIEV Askar	KAZ		

Number of Competitors: 29, Number of Countries: 14

Rank	Bib	FIS Code	Name	CTRY Code	YB	Qualification Time	Race Points
BIG FINAL							
1	1	9435030	BIELA Weronika	POL	1991		220.00
2	13	9535325	CARRIGAN Maggie	USA	1996		176.00
SMALL FINAL							
3	14	1439979	SZTOKFISZ Karolina	POL	1989		132.00
4	10	9105244	HAWKRIGG Jennifer	CAN	1996		110.00
QUARTERFINALS							
5	2	9435005	KROL Aleksandra	POL	1990	1:06.90	99.00
6	17	1699945	DANCHA Annamari	UKR	1990	1:07.35	88.00
7	6	9485212	SHIRSHOVA Alexandra	RUS	1997	1:11.87	79.20
8	16	9405020	HEIJT Yvette	NED	1995	1:13.94	70.40
1/8 FINALS							
9	4	1489969	KOLEGOVA Vera	RUS	1990	1:09.77	63.80
10	8	9305291	TOYODA Asa	JPN	1996	1:12.69	57.20
11	15	9485028	GROZNOVA Darya	RUS	1990	1:12.84	52.80
12	9	9295091	GASPARI Giulia	ITA	1995	1:13.89	48.40
13	5	9105270	HAMILTON Mackenzie	CAN	1996	1:13.94	44.00
14	3	9295125	SANTIFALLER Vivien	ITA	1997	1:14.09	39.60
15	12	9105269	VAN GRONINGEN Emma	CAN	1996	1:14.73	35.20
16	11	9485211	POZDEEVA Elizaveta	RUS	1998	1:15.94	33.00
RESULTS FROM QUALIFICATION							
17	19	9405031	ALBERS Dana	NED	1997	1:16.48	30.80
18	7	9105317	VAN GRONINGEN Abby	CAN	1998	1:17.06	28.60
19	29	9055042	MESCHIK Pia Maria	AUT	1993	1:17.75	26.40
20	24	9325029	KIM A-Reum	KOR	1997	1:17.95	24.20
21	18	9525008	GENESKE Elif Kubra	TUR	1994	1:18.22	22.00
22	23	9325023	KIM Do-Yeon	KOR	1996	1:19.26	19.80
23	20	9695000	KOPCHAK Tetiana	UKR	1997	1:23.57	17.60
24	25	1679949	TUPIK Xeniya	KAZ	1992	1:31.05	15.40
25	22	1559979	ZVAIGZNE Elina	LAT	1997	1:32.56	13.20
26	26	1679950	SLOBODKINA Dariya	KAZ	1994	1:34.23	11.00
27	28	9125020	LI Yan Rui	CHN	1995	1:48.12	9.90
28	27	9125000	CUI Ming	CHN	1996	38.78	
29	21	9525022	CAGLAR Elif Busra	TUR	1996	56.35	

Forerunners					
F1 - ZUEV Vladislav	KAZ	F2 - RODIONOV Valery	KAZ	F3 - VLASONA Daria	KAZ
F4 - LYAPYNOVA Varvara	KAZ				

Conditions on course			
Qualification:	Light snow	Snow Temperature: -2°C / 28.4°F	Temperature - Start: -9°C / 15.8°F Temperature - Finish: -8°C / 17.6°F
Final:	Fog	Snow Temperature: -2°C / 28.4°F	Temperature - Start: -7°C / 19.4°F Temperature - Finish: -6°C / 21.2°F



Results

Rank	Bib	FIS Code	Name	CTRY Code	YB	Qualification Time	Race Points
------	-----	----------	------	-----------	----	--------------------	-------------

Legend:

DNF Did Not Finish **DSQ** Disqualified **YB** Year of Birth





Brackets

1/8 Finals

Quarterfinals

Semifinals

Finals

Q Bib **Heat 1** (1/16) Run 1 Run 2

1	2	KROL Aleksandra	POL		W
16	11	POZDEEVA Elizaveta	RUS	+1.29	+11.07

Q Bib **Heat 2** (2/16) Run 1 Run 2

9	13	CARRIGAN Maggie	USA		W
8	15	GROZNOVA Darya	RUS	+0.19	+1.51

Q Bib **Heat 3** (3/16) Run 1 Run 2

5	14	SZTOKFISZ Karolina	POL		W
12	5	HAMILTON Mackenzie	CAN	+1.28	+1.44

Q Bib **Heat 4** (4/16) Run 1 Run 2

13	16	HEIJT Yvette	NED		W
4	4	KOLEGOVA Vera	RUS	+1.29	+15.48

Q Bib **Heat 5** (5/16) Run 1 Run 2

3	1	BIELA Weronika	POL		W
14	3	SANTIFALLER Vivien	ITA	+1.29	+3.20

Q Bib **Heat 6** (6/16) Run 1 Run 2

6	6	SHIRSHOVA A.	RUS	+1.29	W
11	9	GASPARI Giulia	ITA		+1.04

Q Bib **Heat 7** (7/16) Run 1 Run 2

10	10	HAWKRIGG Jennifer	CAN		W
7	8	TOYODA Asa	JPN	+1.29	DSQ

Q Bib **Heat 8** (8/16) Run 1 Run 2

2	17	DANCHA Annamari	UKR		W
15	12	VAN GRONINGEN E.	CAN	+1.29	+3.85

Bib **QF 1** (9/16) Run 1 Run 2

13	CARRIGAN Maggie	USA	+1.29	W
2	KROL Aleksandra	POL		DSQ

Bib **QF 2** (10/16) Run 1 Run 2

14	SZTOKFISZ Karolina	POL	+0.13	W
16	HEIJT Yvette	NED		+14.47

Bib **QF 3** (11/16) Run 1 Run 2

1	BIELA Weronika	POL	+0.63	W
6	SHIRSHOVA A.	RUS		+0.12

Bib **QF 4** (12/16) Run 1 Run 2

10	HAWKRIGG Jennifer	CAN	DSQ	W
17	DANCHA Annamari	UKR		DSQ

Bib **Semifinal 1** (13/16) Run 1 Run 2

13	CARRIGAN Maggie	USA		W
14	SZTOKFISZ Karolina	POL	+0.03	+0.31

Bib **Semifinal 2** (14/16) Run 1 Run 2

1	BIELA Weronika	POL		W
10	HAWKRIGG Jennifer	CAN	+1.29	+0.03

Bib **Small Final** (15/16) Run 1 Run 2

14	SZTOKFISZ Karolina	POL		W
10	HAWKRIGG Jennifer	CAN	+1.29	DSQ

Bib **Big Final** (16/16) Run 1 Run 2

1	BIELA Weronika	POL		W
13	CARRIGAN Maggie	USA	+0.42	+10.66

Final Ranking

Gold	BIELA Weronika	POL
Silver	CARRIGAN Maggie	USA
Bronze	SZTOKFISZ Karolina	POL
	4 HAWKRIGG Jennifer	CAN
	5 KROL Aleksandra	POL
	6 DANCHA Annamari	UKR
	7 SHIRSHOVA Alexandra	RUS
	8 HEIJT Yvette	NED

Penalty Time: 1.29 seconds

Note:

If a competitor has a DNS, DNF or DSQ in run 1, the penalty time will apply

Legend:

DSQ	Disqualified	DSQ	Disqualified	Q	Rank from qualification	QF	Quarterfinal
SF	Semifinal	W	Winner				



Start List

Jury			Technical Data	
FIS Technical Delegate:	ZEZIN Denis	RUS	Course Name	Shymbulak
Chief of Competition:	TARASOV Igor	RUS	Start Altitude	2433m
FISU TD - Race Director	SUNDEKVIST Ola	SWE	Finish Altitude	2343m
Start Referee:	MALYGINA Anastasia	RUS	Vertical Drop	90m
Finish Referee:	SMETANIN Aleksander	RUS	Course Length	340m
			Gates	
Officials				
Chief of Course:	SHPETCHUK Evgeny	RUS		
Course Setter:	PATRIK Gaudet	CAN		
Video Controller:	VALIEV Askar	KAZ		

Number of Competitors: 29, Number of Countries: 14

RED COURSE						BLUE COURSE						
Start Order	Bib	FIS Code	Name	CTRY Code	YB	Time	Bib	FIS Code	Name	CTRY Code	YB	Time
1	1	9435030	BIELA Weronika	POL	1991		2	9435005	KROL Aleksandra	POL	1990	
2	3	9295125	SANTIFALLER Vivien	ITA	1997		4	1489969	KOLEGOVA Vera	RUS	1990	
3	5	9105270	HAMILTON Mackenzie	CAN	1996		6	9485212	SHIRSHOVA Alexandra	RUS	1997	
4	7	9105317	VAN GRONINGEN Abby	CAN	1998		8	9305291	TOYODA Asa	JPN	1996	
5	9	9295091	GASPARI Giulia	ITA	1995		10	9105244	HAWKRIGG Jennifer	CAN	1996	
6	11	9485211	POZDEEVA Elizaveta	RUS	1998		12	9105269	VAN GRONINGEN Emma	CAN	1996	
7	13	9535325	CARRIGAN Maggie	USA	1996		14	1439979	SZTOKFISZ Karolina	POL	1989	
8	15	9485028	GROZNOVA Darya	RUS	1990		16	9405020	HEIJT Yvette	NED	1995	
9	17	1699945	DANCHA Annamari	UKR	1990		18	9525008	GENESKE Elif Kubra	TUR	1994	
10	19	9405031	ALBERS Dana	NED	1997		20	9695000	KOPCHAK Tetiana	UKR	1997	
11	21	9525022	CAGLAR Elif Busra	TUR	1996		22	1559979	ZVAIGZNE Elina	LAT	1997	
12	23	9325023	KIM Do-Yeon	KOR	1996		24	9325029	KIM A-Reum	KOR	1997	
13	25	1679949	TUPIK Xeniya	KAZ	1992		26	1679950	SLOBODKINA Dariya	KAZ	1994	
14	27	9125000	CUI Ming	CHN	1996		28	9125020	LI Yan Rui	CHN	1995	
15	29	9055042	MESCHIK Pia Maria	AUT	1993							

Forerunners					
F1 - ZUEV Vladislav	KAZ	F2 - RODIONOV Valery	KAZ	F3 - VLASONA Daria	KAZ
F4 - LYAPYNOVA Varvara	KAZ				

Progression system: All competitors are sorted according to their ranking (except a random draw for the top 16). All competitors from each course can start in the elimination run.

Legend:
YB Year of Birth



Start List

Jury			Technical Data	
FIS Technical Delegate:	ZEZIN Denis	RUS	Course Name	Shymbulak
Chief of Competition:	TARASOV Igor	RUS	Start Altitude	2433m
FISU TD - Race Director:	SUNDEKVIST Ola	SWE	Finish Altitude	2343m
Start Referee:	MALYGINA Anastasia	RUS	Vertical Drop	90m
Finish Referee:	SMETANIN Aleksander	RUS	Course Length	340m
			Gates	27
Officials				
Chief of Course:	SHPETCHUK Evgeny	RUS		
Course Setter:	PATRIK Gaudet	CAN		
Video Controller:	VALIEV Askar	KAZ		

Number of Competitors: 29, Number of Countries: 14

RED COURSE						BLUE COURSE						
Start Order	Bib	FIS Code	Name	CTRY Code	YB	Time	Bib	FIS Code	Name	CTRY Code	YB	Time
1							21	9525022	CAGLAR Elif Busra	TUR	1996	56.35
2	28	9125020	LI Yan Rui	CHN	1995	55.62	25	1679949	TUPIK Xeniya	KAZ	1992	48.25
3	26	1679950	SLOBODKINA Dariya	KAZ	1994	52.59	23	9325023	KIM Do-Yeon	KOR	1996	39.47
4	22	1559979	ZVAIGZNE Elina	LAT	1997	46.32	29	9055042	MESCHIK Pia Maria	AUT	1993	39.01
5	20	9695000	KOPCHAK Tetiana	UKR	1997	38.20	27	9125000	CUI Ming	CHN	1996	38.78
6	18	9525008	GENESKE Elif Kubra	TUR	1994	38.12	19	9405031	ALBERS Dana	NED	1997	37.72
7	24	9325029	KIM A-Reum	KOR	1997	38.00	7	9105317	VAN GRONINGEN Abby	CAN	1998	37.42
8	16	9405020	HEIJT Yvette	NED	1995	37.04	5	9105270	HAMILTON Mackenzie	CAN	1996	37.06
9	12	9105269	VAN GRONINGEN Emma	CAN	1996	36.78	3	9295125	SANTIFALLER Vivien	ITA	1997	36.57
10	8	9305291	TOYODA Asa	JPN	1996	36.45	11	9485211	POZDEEVA Elizaveta	RUS	1998	35.89
11	10	9105244	HAWKRIGG Jennifer	CAN	1996	36.06	9	9295091	GASPARI Giulia	ITA	1995	35.60
12	6	9485212	SHIRSHOVA Alexandra	RUS	1997	35.07	13	9535325	CARRIGAN Maggie	USA	1996	35.49
13	14	1439979	SZTOKFISZ Karolina	POL	1989	34.83	15	9485028	GROZNOVA Darya	RUS	1990	34.12
14	4	1489969	KOLEGOVA Vera	RUS	1990	34.69	1	9435030	BIELA Weronika	POL	1991	33.04
15	2	9435005	KROL Aleksandra	POL	1990	32.41	17	1699945	DANCHA Annamari	UKR	1990	32.86

Forerunners					
F1 - ZUEV Vladislav	KAZ	F2 - RODIONOV Valery	KAZ	F3 - VLASONA Daria	KAZ
F4 - LYAPYNOVA Varvara	KAZ				

Progression system: The competitors start on the opposite course in reverse order of their rank. The top 16 ranked competitors according to the total time of the two runs qualify to the finals.

Legend:

YB Year of Birth



Results

Jury			Technical Data	
FIS Technical Delegate:	ZEZIN Denis	RUS	Course Name	Shymbulak
Chief of Competition:	TARASOV Igor	RUS	Start Altitude	2433m
FISU TD - Race Director:	SUNDEKVIST Ola	SWE	Finish Altitude	2343m
Start Referee:	MALYGINA Anastasia	RUS	Vertical Drop	90m
Finish Referee:	SMETANIN Aleksander	RUS	Course Length	340m
			Gates	27
Officials				
Chief of Course:	SHPETCHUK Evgeny	RUS		
Course Setter:	PATRIK Gaudet	CAN		
Video Controller:	VALIEV Askar	KAZ		

Number of Competitors: 29, Number of Countries: 14

Rank	Bib	FIS Code	Name	CTRY Code	YB	BLUE COURSE		RED COURSE		Total Time
						Time	Rk	Time	Rk	
1	2	9435005	KROL Aleksandra	POL	1990	32.41	1	34.49	4	1:06.90 Q
2	17	1699945	DANCHA Annamari	UKR	1990	34.49	2	32.86	1	1:07.35 Q
3	1	9435030	BIELA Weronika	POL	1991	35.46	6	33.04	2	1:08.50 Q
4	4	1489969	KOLEGOVA Vera	RUS	1990	34.69	3	35.08	5	1:09.77 Q
5	14	1439979	SZTOKFISZ Karolina	POL	1989	34.83	4	36.46	10	1:11.29 Q
6	6	9485212	SHIRSHOVA Alexandra	RUS	1997	35.07	5	36.80	12	1:11.87 Q
7	8	9305291	TOYODA Asa	JPN	1996	36.45	8	36.24	9	1:12.69 Q
8	15	9485028	GROZNOVA Darya	RUS	1990	38.72	18	34.12	3	1:12.84 Q
9	13	9535325	CARRIGAN Maggie	USA	1996	37.39	12	35.49	6	1:12.88 Q
10	10	9105244	HAWKRIGG Jennifer	CAN	1996	36.06	7	36.94	14	1:13.00 Q
11	9	9295091	GASPARI Giulia	ITA	1995	38.29	17	35.60	7	1:13.89 Q
12	5	9105270	HAMILTON Mackenzie	CAN	1996	36.88	10	37.06	15	1:13.94 Q
13	16	9405020	HEIJT Yvette	NED	1995	37.04	11	36.90	13	1:13.94 Q
14	3	9295125	SANTIFALLER Vivien	ITA	1997	37.52	13	36.57	11	1:14.09 Q
15	12	9105269	VAN GRONINGEN Emma	CAN	1996	36.78	9	37.95	18	1:14.73 Q
16	11	9485211	POZDEEVA Elizaveta	RUS	1998	40.05	23	35.89	8	1:15.94 Q
17	19	9405031	ALBERS Dana	NED	1997	38.76	20	37.72	17	1:16.48
18	7	9105317	VAN GRONINGEN Abby	CAN	1998	39.64	21	37.42	16	1:17.06
19	29	9055042	MESCHIK Pia Maria	AUT	1993	38.74	19	39.01	20	1:17.75
20	24	9325029	KIM A-Reum	KOR	1997	38.00	14	39.95	22	1:17.95
21	18	9525008	GENESKE Elif Kubra	TUR	1994	38.12	15	40.10	23	1:18.22
22	23	9325023	KIM Do-Yeon	KOR	1996	39.79	22	39.47	21	1:19.26
23	20	9695000	KOPCHAK Tetiana	UKR	1997	38.20	16	45.37	25	1:23.57
24	25	1679949	TUPIK Xeniya	KAZ	1992	42.80	24	48.25	27	1:31.05
25	22	1559979	ZVAIGZNE Elina	LAT	1997	46.32	25	46.24	26	1:32.56
26	26	1679950	SLOBODKINA Dariya	KAZ	1994	52.59	26	41.64	24	1:34.23
27	28	9125020	LI Yan Rui	CHN	1995	55.62	27	52.50	28	1:48.12
28	27	9125000	CUI Ming	CHN	1996	DSQ		38.78	19	
29	21	9525022	CAGLAR Elif Busra	TUR	1996	DNF		56.35	29	

Forerunners					
F1 - ZUEV Vladislav	KAZ	F2 - RODIONOV Valery	KAZ	F3 - VLASONA Daria	KAZ
F4 - LYAPYNOVA Varvara	KAZ				

Conditions on course				
Qualification: Light snow	Snow Temperature: -2°C / 28.4°F	Temperature - Start: -9°C / 15.8°F	Temperature - Finish: -8°C / 17.6°F	

Progression system: The competitors start on the opposite course in reverse order of their rank. The top 16 ranked competitors according to the total time of the two runs qualify to the finals.



Shymbulak Ski Resort

Snowboard

Ladies' Parallel Slalom

Qualification



Almaty 2017
28TH WINTER UNIVERSIADE

TUE 31 JAN 2017
Start Time 12:00

Results

Rank	Bib	FIS Code	Name	CTRY Code	YB	BLUE COURSE		RED COURSE		Total Time
						Time	Rk	Time	Rk	

Legend:

DNF	Did Not Finish	DSQ	Disqualified	Q	Qualified	Rk	Rank
YB	Year of Birth						





Almaty 2017

28TH WINTER UNIVERSIADE



SNOWBOARD

Ladies' Slopestyle



Start List

Jury			Technical Data		
FIS Technical Delegate:	ZINKIV Olha	UKR	Course Name	Shymbulak	
Chief of Competition:	POTAPOV Alexey	RUS	Start Altitude	2656m	
Head Judge:	HIGGINS Kevin	CAN	Finish Altitude	2514m	
FISU TD - Race Director:	SUNDEKVIST Ola	SWE	Vertical Drop	142m	
			Course Length	360m	
			Number of Jump Features	2	
			Number of Jibbing Features	2	
Officials			Judges		
Chief of Slopestyle:	VORONA Evgeny	UKR	Judge 1	AKHTYAMOV Ruslan	RUS
Course Designer:	VORONA Evgeny	UKR	Judge 2	HEINRICH Oliver	AUT
			Judge 3	KIM Jin Youl	KOR
			Judge 4	BETSCHART Markus Urs	SUI
			Judge 5	SLADKAROV Marin	BUL
			Judge 6	BILKIEWICZ Bartosz Jerzy	POL

Number of Competitors: 6, Number of Countries: 5

Start Order	Bib	FIS Code	Name	CTRY Code	YB	Run	J1	J2	J3	J4	J5	J6	Score	Best Score	Tie	Race Points
1	3	1129993	ZHAI Yue	CHN	R	1996	Run 1									
							Run 2									
2	2	1319997	IGNJATOV Jelena	SRB		1995	Run 1									
							Run 2									
3	4	9125011	ZHANG Tong	CHN		1995	Run 1									
							Run 2									
4	7	9485339	LOGINOVA Anastasiia	RUS		1996	Run 1									
							Run 2									
5	9	9045034	ARAZNY Amber	AUS	G	1990	Run 1									
							Run 2									
6	8	9435027	RUSIN Katarzyna	POL	G	1994	Run 1									
							Run 2									

Forerunners

F1 - YRAZBAEV Adinet KAZ

Progression system: Competitors start in reverse order of their qualification results.

Legend:	G	Goofy	J	Judge	R	Regular	YB	Year of Birth
---------	---	-------	---	-------	---	---------	----	---------------



Start List

Jury			Technical Data		
FIS Technical Delegate:	ZINKIV Olha	UKR	Course Name	Shymbulak	
Chief of Competition:	POTAPOV Alexey	RUS	Start Altitude	2656m	
Head Judge:	HIGGINS Kevin	CAN	Finish Altitude	2514m	
FISU TD - Race Director:	SUNDEKVIST Ola	SWE	Vertical Drop	142m	
			Course Length	360m	
			Number of Jump Features	2	
			Number of Jibbing Features	2	
Officials			Judges		
Chief of Slopestyle:	VORONA Evgeny	UKR	Judge 1	AKHTYAMOV Ruslan	RUS
Course Designer:	VORONA Evgeny	UKR	Judge 2	HEINRICH Oliver	AUT
			Judge 3	KIM Jin Youl	KOR
			Judge 4	BETSCHART Markus Urs	SUI
			Judge 5	SLADKAROV Marin	BUL
			Judge 6	BILKIEWICZ Bartosz Jerzy	POL

Number of Competitors: 6, Number of Countries: 5

Start Order	Bib	FIS Code	Name	CTRY Code	YB	Run	J1	J2	J3	J4	J5	J6	Score	Best Score	Tie	Race Points	
1	3	1129993	ZHAI Yue	CHN	R	1996	Run 1	50	50	50	45	54	50	50.00	50.00		
							Run 2										
2	2	1319997	IGNJATOV Jelena	SRB		1995	Run 1	30	30	30	30	29	30	30.00	30.00		
							Run 2										
3	4	9125011	ZHANG Tong	CHN		1995	Run 1	23	20	20	34	32	25	25.00	25.00		
							Run 2										
4	7	9485339	LOGINOVA Anastasiia	RUS		1996	Run 1	40	45	36	40	48	45	42.50	42.50		
							Run 2										
5	9	9045034	ARAZNY Amber	AUS	G	1990	Run 1	75	84	75	75	75	75	75.00	75.00		
							Run 2										
6	8	9435027	RUSIN Katarzyna	POL	G	1994	Run 1	82	83	85	84	80	80	82.25	82.25		
							Run 2										

Forerunners		
F1 - YRAZBAEV Adinet		KAZ

Progression system: Competitors start in reverse order of their qualification results.

Legend:						
G	Goofy	J	Judge	R	Regular	YB Year of Birth





Results

Jury			Technical Data		
FIS Technical Delegate:	ZINKIV Olha	UKR	Course Name	Shymbulak	
Chief of Competition:	POTAPOV Alexey	RUS	Start Altitude	2656m	
Head Judge:	HIGGINS Kevin	CAN	Finish Altitude	2514m	
FISU TD - Race Director:	SUNDEKVIST Ola	SWE	Vertical Drop	142m	
			Course Length	360m	
			Number of Jump Features	2	
			Number of Jibbing Features	2	
Officials			Judges		
Chief of Slopestyle:	VORONA Evgeny	UKR	Judge 1	AKHTYAMOV Ruslan	RUS
Course Designer:	VORONA Evgeny	UKR	Judge 2	HEINRICH Oliver	AUT
			Judge 3	KIM Jin Youl	KOR
			Judge 4	BETSCHART Markus Urs	SUI
			Judge 5	SLADKAROV Marin	BUL
			Judge 6	BILKIEWICZ Bartosz Jerzy	POL

Number of Competitors: 9, Number of Countries: 5

Rank	Bib	FIS Code	Name	CTRY Code	YB	Run	J1	J2	J3	J4	J5	J6	Score	Best Score	Tie	Race Points
------	-----	----------	------	-----------	----	-----	----	----	----	----	----	----	-------	------------	-----	-------------

RESULTS FROM FINAL

1	8	9435027	RUSIN Katarzyna	POL	G	1994	Run 1	82	83	85	84	80	80	82.25	82.25		50.00
							Run 2	45	54	55	56	60	55	55.00			
2	9	9045034	ARAZNY Amber	AUS	G	1990	Run 1	75	81	75	75	75	75	75.00	75.00		40.00
							Run 2							DNS			
3	7	9485339	LOGINOVA Anastasiia	RUS		1996	Run 1	40	45	36	40	48	45	42.50	70.50		30.00
							Run 2	70	78	72	70	70	70	70.50			
4	3	1129993	ZHAI Yue	CHN	R	1996	Run 1	50	50	50	45	51	50	50.00	64.75		25.00
							Run 2	65	70	60	65	64	65	64.75			
5	2	1319997	IGNJATOV Jelena	SRB		1995	Run 1	30	30	30	30	29	30	30.00	30.00		22.50
							Run 2	20	25	22	15	18	23	20.75			
6	4	9125011	ZHANG Tong	CHN		1995	Run 1	23	20	20	34	32	25	25.00	28.75		20.00
							Run 2	25	35	21	27	28	40	28.75			

RESULTS FROM QUALIFICATION

7	5	9125005	LI Dongyu	CHN		1998	Run 1	5	8	7	5	8	10	7.00	7.00		18.00
							Run 2	3	4	5	1	3	5	3.75			
8	6	9125019	YANG Rui	CHN		1996	Run 1	1	1	2	1	2	1	1.25	1.25		16.00
							Run 2							DNS			
	1	9485178	KOSTENKO Elena	RUS	G	1995	Run 1							DNS	DNS		
							Run 2							DNS			

Forerunners

F1 - YRAZBAEV Adinet KAZ

Conditions on course

Qualification:	Sunny	Snow Temperature:	-12°C / 10.4°F	Temperature - Start:	-15°C / 5°F	Temperature - Finish:	-17°C / 1.4°F
Final:	Cloudy	Snow Temperature:	-12°C / 10.4°F	Temperature - Start:	-15°C / 5°F	Temperature - Finish:	-9°C / 15.8°F



Results

Rank	Bib	FIS Code	Name	CTRY Code	YB	Run	J1	J2	J3	J4	J5	J6	Score	Best Score	Tie	Race Points
------	-----	----------	------	-----------	----	-----	----	----	----	----	----	----	-------	------------	-----	-------------

Progression system: Competitors start in reverse order of their qualification results.

Legend:																
DNS	Did Not Start															
YB	Year of Birth															





Start List

Jury			Technical Data		
FIS Technical Delegate:	ZINKIV Olha	UKR	Course Name	Shymbulak	
Chief of Competition:	POTAPOV Alexey	RUS	Start Altitude	2656m	
Head Judge:	HIGGINS Kevin	CAN	Finish Altitude	2514m	
FISU TD - Race Director:	SUNDEKVIST Ola	SWE	Vertical Drop	142m	
			Course Length	360m	
			Number of Jump Features	2	
			Number of Jibbing Features	2	
Officials			Judges		
Chief of Slopestyle:	VORONA Evgeny	UKR	Judge 1	AKHTYAMOV Ruslan	RUS
Course Designer:	VORONA Evgeny	UKR	Judge 2	HEINRICH Oliver	AUT
			Judge 3	KIM Jin Youl	KOR
			Judge 4	BETSCHART Markus Urs	SUI
			Judge 5	SLADKAROV Marin	BUL
			Judge 6	BILKIEWICZ Bartosz Jerzy	POL

Number of Competitors: 9, Number of Countries: 5

Start Order	Bib	FIS Code	Name	CTRY Code	YB	Run	J1	J2	J3	J4	J5	J6	Score	Best Score	Tie	Race Points
1	8	9435027	RUSIN Katarzyna	POL	G	1994	Run 1									
							Run 2									
2	7	9485339	LOGINOVA Anastasiia	RUS		1996	Run 1									
							Run 2									
3	1	9485178	KOSTENKO Elena	RUS	G	1995	Run 1									
							Run 2									
4	9	9045034	ARAZNY Amber	AUS	G	1990	Run 1									
							Run 2									
5	2	1319997	IGNJATOV Jelena	SRB		1995	Run 1									
							Run 2									
6	3	1129993	ZHAI Yue	CHN	R	1996	Run 1									
							Run 2									
7	5	9125005	LI Dongyu	CHN		1998	Run 1									
							Run 2									
8	4	9125011	ZHANG Tong	CHN		1995	Run 1									
							Run 2									
9	6	9125019	YANG Rui	CHN		1996	Run 1									
							Run 2									

Forerunners	
F1 - YRAZBAEV Adinet	KAZ

Progression system: The top 6 competitors (based on best run) advance to the Final.

Legend:	
G	Goofy
J	Judge
R	Regular
YB	Year of Birth



Start List

Jury				Technical Data			
FIS Technical Delegate:	ZINKIV Olha	UKR		Course Name	Shymbulak		
Chief of Competition:	POTAPOV Alexey	RUS		Start Altitude	2656m		
Head Judge:	HIGGINS Kevin	CAN		Finish Altitude	2514m		
FISU TD - Race Director:	SUNDEKVIST Ola	SWE		Vertical Drop	142m		
				Course Length	360m		
				Number of Jump Features	2		
				Number of Jibbing Features	2		
Officials				Judges			
Chief of Slopestyle:	VORONA Evgeny	UKR		Judge 1	AKHTYAMOV Ruslan	RUS	
Course Designer:	VORONA Evgeny	UKR		Judge 2	HEINRICH Oliver	AUT	
				Judge 3	KIM Jin Youl	KOR	
				Judge 4	BETSCHART Markus Urs	SUI	
				Judge 5	SLADKAROV Marin	BUL	
				Judge 6	BILKIEWICZ Bartosz Jerzy	POL	

Number of Competitors: 9, Number of Countries: 5

Start Order	Bib	FIS Code	Name	CTRY Code	YB	Run	J1	J2	J3	J4	J5	J6	Score	Best Score	Tie	Race Points	
1	8	9435027	RUSIN Katarzyna	POL	G	1994	Run 1	70	75	70	75	69	70	71.25	71.25		
							Run 2										
2	7	9485339	LOGINOVA Anastasiia	RUS		1996	Run 1	40	44	35	40	42	40	40.50	40.50		
							Run 2										
3	1	9485178	KOSTENKO Elena	RUS	G	1995	Run 1							DNS	DNS		
							Run 2										
4	9	9045034	ARAZNY Amber	AUS	G	1990	Run 1	30	33	30	30	33	30	30.75	30.75		
							Run 2										
5	2	1319997	IGNJATOV Jelena	SRB		1995	Run 1	19	20	15	18	17	20	18.50	18.50		
							Run 2										
6	3	1129993	ZHAI Yue	CHN	R	1996	Run 1	18	15	10	10	14	15	13.50	13.50		
							Run 2										
7	5	9125005	LI Dongyu	CHN		1998	Run 1	5	8	7	5	8	10	7.00	7.00		
							Run 2										
8	4	9125011	ZHANG Tong	CHN		1995	Run 1	35	40	32	25	25	35	31.75	31.75		
							Run 2										
9	6	9125019	YANG Rui	CHN		1996	Run 1	1	1	2	1	2	1	1.25	1.25		
							Run 2										

Forerunners	
F1 - YRAZBAEV Adinet	KAZ

Progression system: The top 6 competitors (based on best run) from each heat advance to the Final.

Legend:	
DNS	Did Not Start
YB	Year of Birth
G	Goofy
J	Judge
R	Regular



Results

Jury			Technical Data		
FIS Technical Delegate:	ZINKIV Olha	UKR	Course Name	Shymbulak	
Chief of Competition:	POTAPOV Alexey	RUS	Start Altitude	2656m	
Head Judge:	HIGGINS Kevin	CAN	Finish Altitude	2514m	
FISU TD - Race Director:	SUNDEKVIKST Ola	SWE	Vertical Drop	142m	
			Course Length	360m	
			Number of Jump Features	2	
			Number of Jibbing Features	2	
Officials			Judges		
Chief of Slopestyle:	VORONA Evgeny	UKR	Judge 1	AKHTYAMOV Ruslan	RUS
Course Designer:	VORONA Evgeny	UKR	Judge 2	HEINRICH Oliver	AUT
			Judge 3	KIM Jin Youl	KOR
			Judge 4	BETSCHART Markus Urs	SUI
			Judge 5	SLADKAROV Marin	BUL
			Judge 6	BILKIEWICZ Bartosz Jerzy	POL

Number of Competitors: 9, Number of Countries: 5

Rank	Bib	FIS Code	Name	CTRY Code	YB	Run	J1	J2	J3	J4	J5	J6	Score	Best Score	Tie	Race Points
------	-----	----------	------	-----------	----	-----	----	----	----	----	----	----	-------	------------	-----	-------------

QUALIFIED TO FINAL

1	8	9435027	RUSIN Katarzyna	POL	G	1994	Run 1	70	75	70	75	69	70	71.25	78.25		
							Run 2	75	79	75	80	79	80	78.25			
2	9	9045034	ARAZNY Amber	AUS	G	1990	Run 1	30	33	30	30	33	30	30.75	49.50		
							Run 2	55	51	45	52	44	50	49.50			
3	7	9485339	LOGINOVA Anastasiia	RUS		1996	Run 1	40	44	35	40	42	40	40.50	44.00		
							Run 2	41	45	40	45	47	45	44.00			
4	4	9125011	ZHANG Tong	CHN		1995	Run 1	35	40	32	25	25	35	31.75	43.25		
							Run 2	45	43	42	42	43	48	43.25			
5	2	1319997	IGNJATOV Jelena	SRB		1995	Run 1	19	20	15	18	17	20	18.50	36.25		
							Run 2	42	48	37	38	27	28	36.25			
6	3	1129993	ZHAI Yue	CHN	R	1996	Run 1	18	15	10	10	14	15	13.50	18.50		
							Run 2	21	25	9	14	21	18	18.50			

NOT QUALIFIED

7	5	9125005	LI Dongyu	CHN		1998	Run 1	5	8	7	5	8	10	7.00	7.00		
							Run 2	3	4	5	4	3	5	3.75			
8	6	9125019	YANG Rui	CHN		1996	Run 1	4	1	2	1	2	1	1.25	1.25		
							Run 2							DNS			
	1	9485178	KOSTENKO Elena	RUS	G	1995	Run 1							DNS	DNS		
							Run 2							DNS			

Forerunners

F1 - YRAZBAEV Adinet KAZ

Conditions on course

Qualification: Sunny Snow Temperature: -12°C / 10.4°F Temperature - Start: -15°C / 5°F Temperature - Finish: -17°C / 1.4°F

Progression system: The top 6 competitors (based on best run) from each heat advance to the Final.



Shymbulak Ski Resort

Almaty 2017
28TH WINTER UNIVERSIADE

SUN 5 FEB 2017
Start Time 11:40

Snowboard
Ladies' Slopestyle
Qualification



Results

Rank	Bib	FIS Code	Name	CTRY Code	YB	Run	J1	J2	J3	J4	J5	J6	Score	Best Score	Tie	Race Points
------	-----	----------	------	-----------	----	-----	----	----	----	----	----	----	-------	------------	-----	-------------

Legend:

DNS	Did Not Start	G	Goofy	J	Judge	R	Regular
YB	Year of Birth						





Almaty 2017

28TH WINTER UNIVERSIADE



SNOWBOARD

Ladies' Snowboard Cross



Results

Jury			Technical Data		
FIS Technical Delegate:	ZEZIN Denis	RUS	Course Name	Shymbulak	
Chief of finish:	ZINKIV Olha	UKR	Start Altitude	2523m	
Chief of Competition:	ILYUSHENKOV Vyacheslav	RUS	Finish Altitude	2343m	
FISU TD - Race Director:	SUNDEKVIST Ola	SWE	Vertical Drop	180m	
			Course Length	900m	
			Number of Features	17	
Officials					
Chief of Course:	MEDOVOLKIN Yury	RUS			
Course Builder:	ILYUSHENKOV Vyacheslav	RUS			
Start Referee:	TRUBETSKOY Sergei	RUS			
Finish Referee:	GALUSHKIN Alexey	RUS			
Course Setter:	ILYUSHENKOV Vyacheslav	RUS			

Number of Competitors: 10, Number of Countries: 8

Rank	Bib	FIS Code	Name	CTRY Code	YB	Qualification Rank	Race Points
BIG FINAL							
1	1	9195144	DEVOUSSOUX Sarah	FRA	1997		110.00
2	2	9515065	WUFFLI Miriam	SUI	1991		88.00
3	3	1159951	CHOUROVA Katerina	CZE	1991		66.00
4	4	9435066	WOLSKA Dominika	POL	1996		55.00
SMALL FINAL							
5	5	9485181	PARSHINA Aleksandra	RUS	1995		49.50
6	6	9515140	WALZ Iva	SUI	1996		44.00
7	8	9045034	ARAZNY Amber	AUS	1990		39.60
8	7	1029957	ESTEVEZ Maeva	AND	1995		35.20
QUARTERFINALS							
Finished 3rd in their heat							
9	9	9155013	HUMMELOVA Eva	CZE	1989	9	31.90
Did not start in their heat							
10	10	9225004	FINNERTY Gillian	GBR	1992	10	

Forerunners						
F1 - BEGIMBETOV Dulat	KAZ	F2 - PALIN Gleb	KAZ	F3 - YRAZBAEV Adinet	KAZ	
F4 - FAIZYLLIN Ruslan	KAZ					

Conditions on course			
Qualification: CLOUDY	Snow Temperature: -6°C / 21.2°F	Temperature - Start: -8°C / 17.6°F	Temperature - Finish: 2°C / 35.6°F
Final: SUNNY	Snow Temperature: -2°C / 28.4°F	Temperature - Start: -2°C / 28.4°F	Temperature - Finish: 2°C / 35.6°F

Legend:

YB Year of Birth



Brackets

Number of Competitors: 10, Number of Countries: 8

Quarterfinals	Semifinals	Finals
---------------	------------	--------

Bib	QF 1 (1/8)	Rk
1 R2	DEVOUASSOUX Sarah FRA	1
8 G1	ARAZNY Amber AUS	2

Bib	SF 1 (5/8)	Rk
1 R3	DEVOUASSOUX Sarah FRA	1
4 G4	WOLSKA Dominika POL	2
5 B12	PARSHINA Aleksandra RUS	3
8 Y1	ARAZNY Amber AUS	4

Bib	QF 2 (2/8)	Rk
4 R2	WOLSKA Dominika POL	1
5 G3	PARSHINA Aleksandra RUS	2
9 B11	HUMMELOVA Eva CZE	DSQ

Bib	Small Final (7/8)	Rk
5 R3	PARSHINA Aleksandra RUS	1
6 G4	WALZ Iva SUI	2
8 Y1	ARAZNY Amber AUS	3
7 B12	ESTEVEZ Maeva AND	DSQ

Bib	QF 3 (3/8)	Rk
3 R2	CHOUROVA Katerina CZE	1
6 G1	WALZ Iva SUI	2
10 B13	FINNERTY Gillian GBR	DNS

Bib	Big Final (8/8)	Rk
1 R3	DEVOUASSOUX Sarah FRA	1
2 G4	WUFFLI Miriam SUI	2
3 B12	CHOUROVA Katerina CZE	3
4 Y1	WOLSKA Dominika POL	4

Bib	SF 2 (6/8)	Rk
2 R3	WUFFLI Miriam SUI	1
3 G4	CHOUROVA Katerina CZE	2
7 Y1	ESTEVEZ Maeva AND	3
6 B12	WALZ Iva SUI	4

Final Ranking		
Gold	DEVOUASSOUX Sarah	FRA
Silver	WUFFLI Miriam	SUI
Bronze	CHOUROVA Katerina	CZE
	4 WOLSKA Dominika	POL
	5 PARSHINA Aleksandra	RUS
	6 WALZ Iva	SUI
	7 ARAZNY Amber	AUS
	8 ESTEVEZ Maeva	AND

Bib	QF 4 (4/8)	Rk
2 R1	WUFFLI Miriam SUI	1
7 G2	ESTEVEZ Maeva AND	2

Progression rule: The heats for the Finals will be set based on the rank of the top 16 ladies from the qualification phase. In the Quarterfinals the first 2 ranked competitors in each heat proceed to the next phase. In the Semifinals the first two ranked competitors of each heat proceed to the Big Final. The 3rd to 4th ranked competitors of each heat proceed to the Small Final.

Note:
Bibs are assigned based upon seeding results. The competitor with the lowest bib of each heat starts with the red bib, the second lowest with the green, the third with blue and the fourth with yellow.

Legend:							
(n)	Absolute Heat Number	BI	Blue	DNS	Did Not Start	DSQ	Disqualified
G	Green	QF	Quarterfinal	R	Red	Rk	Rank
SF	Semifinal	Y	Yellow				





Lane Choice Analysis

Number of Competitors: 10, Number of Countries: 8

Rank	Bib	FIS Code	Name	CTR YCo	Seeding Rank	Lane number			Lane Choice				Progression
						QF	SF	F	1	2	3	4	
BIG FINAL													
1	1	9195144	DEVOUASSOUX Sarah	FRA		2	3	3		1	2		(QF1_2-1, SF5_3-1, F8_3-1)
2	2	9515065	WUFFLI Miriam	SUI		1	3	4	1		1	1	(QF4_1-1, SF6_3-1, F8_4-2)
3	3	1159951	CHOUROVA Katerina	CZE		2	4	2		2		1	(QF3_2-1, SF6_4-2, F8_2-3)
4	4	9435066	WOLSKA Dominika	POL		2	4	1	1	1		1	(QF2_2-1, SF5_4-2, F8_1-4)
SMALL FINAL													
5	5	9485181	PARSHINA Aleksandra	RUS		3	2	3		1	2		(QF2_3-2, SF5_2-3, F7_3-1)
6	6	9515140	WALZ Iva	SUI		1	2	4	1	1		1	(QF3_1-2, SF6_2-4, F7_4-2)
7	8	9045034	ARAZNY Amber	AUS		1	1	1	3				(QF1_1-2, SF5_1-4, F7_1-3)
8	7	1029957	ESTEVEZ Maeva	AND		2	1	2	1	2			(QF4_2-2, SF6_1-3, F7_2-4)
QUARTERFINALS													
Finished 3rd in their heat													
9	9	9155013	HUMMELOVA Eva	CZE	9	1			1				(QF2_1-3)
Did not start in their heat													
10	10	9225004	FINNERTY Gillian	GBR	10	3					1		(QF3_3)

Explanation of progression:

These codes tell how a competitor progresses through the competition (by phase). The information is given on the following format:

"Ph_L-R" where P=Phase, h=Heat number _L=Lane number-R=Heat rank

Example:

EF5_2-1, QF3_2-1, SF2_3-2, F1_2-1

means in 1/8 Final heat 5, the competitor picked lane 2 and placed 1st, in Quarterfinal heat 3 the competitor picked lane 2 and placed 1st, in the Semifinal heat 2 the competitor picked lane 3 and the competitor placed 2nd, in the Big Final the competitor picked lane 2 and placed 1st

Note:

In the 1/8 Finals and the Quarterfinals the first two ranked competitors of each heat proceed to the next phase. The third and fourth ranked competitors get the rankings based on their seeding time.

In the Semifinals the first two ranked competitors of each heat proceed to the Big Final. The third and fourth ranked competitors of each heat proceed to the Small Final.

Legend:

F Final **QF** Quarterfinals **SF** Semifinals



Start List

Jury			Technical Data	
FIS Technical Delegate:	ZEZIN Denis	RUS	Course Name	Shymbulak
Chief of finish:	ZINKIV Olha	UKR	Start Altitude	2523m
Chief of Competition:	ILYUSHENKOV Vyacheslav	RUS	Finish Altitude	2343m
FISU TD - Race Director:	SUNDEKVIST Ola	SWE	Vertical Drop	180m
			Course Length	900m
			Number of Features	17
Officials				
Chief of Course:	MEDOVOLKIN Yury	RUS		
Course Builder:	ILYUSHENKOV Vyacheslav	RUS		
Start Referee:	MALYGINA Anastasia	RUS		
Finish Referee:	SMETANIN Aleksander	RUS		
Course Setter:	ILYUSHENKOV Vyacheslav	RUS		

Number of Competitors: 10, Number of Countries: 8

Start Order	Bib	Fis Code	Name	CTRY Code	YB	Run 1		Run 2		Best Time	Diff
						Time	Rank	Time	Rank		
1	1	9435066	WOLSKA Dominika	POL	1996						
2	2	9225004	FINNERTY Gillian	GBR	1992						
3	3	1159951	CHOUROVA Katerina	CZE	1991						
4	4	9515140	WALZ Iva	SUI	1996						
5	* 5	1029957	ESTEVEZ Maeva	AND	1995						
6	* 6	9045034	ARAZNY Amber	AUS	1990						
7	* 7	9515065	WUFFLI Miriam	SUI	1991						
8	* 8	9195144	DEVOUASSOUX Sarah	FRA	1997						
9	* 9	9155013	HUMMELOVA Eva	CZE	1989						
10	* 10	9485181	PARSHINA Aleksandra	RUS	1995						

Forerunners					
F1 - BEGIMBETOV Dulat	KAZ	F2 - PALIN Gleb	KAZ	F3 - YRAZBAEV Adinet	KAZ
F4 - FAIZYLLIN Ruslan	KAZ				

Legend:

* Snowseed YB Year of Birth



Start List

Jury			Technical Data	
FIS Technical Delegate:	ZEZIN Denis	RUS	Course Name	Shymbulak
Chief of finish:	YAHEEV Anatoly	RUS	Start Altitude	2523m
Chief of Competition:	ILYUSHENKOV Vyacheslav	RUS	Finish Altitude	2343m
FISU TD - Race Director:	SUNDEKVIST Ola	SWE	Vertical Drop	180m
			Course Length	900m
			Number of Features	17
Officials				
Chief of Course:	MEDOVOLKIN Yury	RUS		
Course Builder:	ILYUSHENKOV Vyacheslav	RUS		
Start Referee:	MALYGINA Anastasia	RUS		
Finish Referee:	SMETANIN Aleksander	RUS		
Course Setter:	ILYUSHENKOV Vyacheslav	RUS		

Number of Competitors: 10, Number of Countries: 8

Start Order	Bib	Fis Code	Name	CTRY Code	YB	Run 1		Run 2		Best Time	Diff
						Time	Rank	Time	Rank		
1	* 10	9485181	PARSHINA Aleksandra	RUS	1995	1:25.57	8				
2	* 9	9155013	HUMMELOVA Eva	CZE	1989	1:40.87	9				
3	* 8	9195144	DEVOUASSOUX Sarah	FRA	1997	1:10.16	1				
4	* 7	9515065	WUFFLI Miriam	SUI	1991	1:12.48	2				
5	* 6	9045034	ARAZNY Amber	AUS	1990	1:25.40	7				
6	* 5	1029957	ESTEVEZ Maeva	AND	1995	1:16.57	5				
7	4	9515140	WALZ Iva	SUI	1996	1:16.99	6				
8	3	1159951	CHOUROVA Katerina	CZE	1991	1:12.93	3				
9	2	9225004	FINNERTY Gillian	GBR	1992	2:05.09	10				
10	1	9435066	WOLSKA Dominika	POL	1996	1:15.55	4				

Forerunners					
F1 - BEGIMBETOV Dulat	KAZ	F2 - PALIN Gleb	KAZ	F3 - YRAZBAEV Adinet	KAZ
F4 - FAIZYLLIN Ruslan	KAZ				

Legend:

* Snowseed YB Year of Birth



Results

Jury			Technical Data		
FIS Technical Delegate:	ZEZIN Denis	RUS	Course Name	Shymbulak	
Chief of finish:	ZINKIV Olha	UKR	Start Altitude	2523m	
Chief of Competition:	ILYUSHENKOV Vyacheslav	RUS	Finish Altitude	2343m	
FISU TD - Race Director:	SUNDEKVIST Ola	SWE	Vertical Drop	180m	
			Course Length	900m	
			Number of Features	17	
Officials					
Chief of Course:	MEDOVOLKIN Yury	RUS			
Course Builder:	ILYUSHENKOV Vyacheslav	RUS			
Start Referee:	MALYGINA Anastasia	RUS			
Finish Referee:	SMETANIN Aleksander	RUS			
Course Setter:	ILYUSHENKOV Vyacheslav	RUS			

Number of Competitors: 10, Number of Countries: 8

Rank	Bib	Fis Code	Name	CTRY Code	YB	Run 1		Run 2		Best Time	Diff
						Time	Rank	Time	Rank		
1	8	9195144	DEVOUASSOUX Sarah	FRA	1997	1:10.16	1	1:10.99	1	1:10.16	Q
2	7	9515065	WUFFLI Miriam	SUI	1991	1:12.48	2	1:13.07	2	1:12.48	2.32 Q
3	3	1159951	CHOUROVA Katerina	CZE	1991	1:12.93	3	DSQ		1:12.93	2.77 Q
4	1	9435066	WOLSKA Dominika	POL	1996	1:15.55	4	1:14.95	3	1:14.95	4.79 Q
5	10	9485181	PARSHINA Aleksandra	RUS	1995	1:25.57	8	1:15.43	4	1:15.43	5.27 Q
6	4	9515140	WALZ Iva	SUI	1996	1:16.99	6	1:15.90	5	1:15.90	5.74 Q
7	5	1029957	ESTEVEZ Maeva	AND	1995	1:16.57	5	1:17.33	6	1:16.57	6.41 Q
8	6	9045034	ARAZNY Amber	AUS	1990	1:25.40	7	DSQ		1:25.40	15.24 Q
9	9	9155013	HUMMELOVA Eva	CZE	1989	1:40.87	9	2:39.06	8	1:40.87	30.71 Q
10	2	9225004	FINNERTY Gillian	GBR	1992	2:05.09	10	2:02.89	7	2:02.89	52.73 Q

Forerunners					
F1 - BEGIMBETOV Dulat	KAZ	F2 - PALIN Gleb	KAZ	F3 - YRAZBAEV Adinet	KAZ
F4 - FAIZYLLIN Ruslan	KAZ				

Conditions on course			
Qualification: CLOUDY	Snow Temperature: -6°C / 21.2°F	Temperature - Start: -8°C / 17.6°F	Temperature - Finish: 2°C / 35.6°F

Legend:			
Diff	Difference	DSQ	Disqualified
		YB	Year of Birth



Almaty 2017

28TH WINTER UNIVERSIADE



SNOWBOARD

Ladies' Big Air



Start List

Jury				Technical Data			
FIS Technical Delegate:	ZINKIV Olha	UKR		Course Name	Tabagan		
Head Judge:	HIGGINS Kevin	CAN		In run distance	60m		
Chief of Competition:	POTAPOV Alexey	RUS		In run gradient	28°		
FISU TD - Race Director:	SUNDEKVIST Ola	SWE		Take off to Knoll distance	14m		
				Jump height	3.5m		
				Landing gradient	36°		
Officials				Judges			
Chief of Big Air:	ROZOV Artem	RUS		Judge 1	KIM Jin Youl	KOR	
				Judge 2	BILKIEWICZ Bartosz Jerzy	POL	
				Judge 3	SLADKAROV Marin	BUL	
				Judge 4	HEINRICH Oliver	AUT	
				Judge 5	BETSCHART Markus Urs	SUI	
				Judge 6	AKHTYAMOV Ruslan	RUS	

Number of Competitors: 6, Number of Countries: 5

Start Order	Bib	FIS Code	Name	CTRY Code	YB	Run	J1	J2	J3	J4	J5	J6	Score	Best Score	Tie	Race Points
1	3	1129993	ZHAI Yue	CHN	R	1996	Run 1									
							Run 2									
2	2	1319997	IGNJATOV Jelena	SRB	G	1995	Run 1									
							Run 2									
3	7	9485339	LOGINOVA Anastasiia	RUS	G	1996	Run 1									
							Run 2									
4	9	9045034	ARAZNY Amber	AUS	G	1990	Run 1									
							Run 2									
5	8	9435027	RUSIN Katarzyna	POL	G	1994	Run 1									
							Run 2									
6	1	9485178	KOSTENKO Elena	RUS	G	1995	Run 1									
							Run 2									

Forerunners	
F1 - Yevdokin Denis	KAZ F2 - Avdonat Vlad KAZ F3 -
F4 -	

Progression system: Competitors start in reverse order of their qualification results.

Legend:	G	Goofy	J	Judge	R	Regular	YB	Year of Birth
---------	---	-------	---	-------	---	---------	----	---------------





Start List

Jury				Technical Data			
FIS Technical Delegate:	ZINKIV Olha	UKR		Course Name	Tabagan		
Head Judge:	HIGGINS Kevin	CAN		In run distance	60m		
Chief of Competition:	POTAPOV Alexey	RUS		In run gradient	28°		
FISU TD - Race Director:	SUNDEKVIST Ola	SWE		Take off to Knoll distance	14m		
				Jump height	3.5m		
				Landing gradient	36°		
Officials				Judges			
Chief of Big Air:	ROZOV Artem	RUS		Judge 1	KIM Jin Youl	KOR	
				Judge 2	BILKIEWICZ Bartosz Jerzy	POL	
				Judge 3	SLADKAROV Marin	BUL	
				Judge 4	HEINRICH Oliver	AUT	
				Judge 5	BETSCHART Markus Urs	SUI	
				Judge 6	AKHTYAMOV Ruslan	RUS	

Number of Competitors: 6, Number of Countries: 5

Start Order	Bib	FIS Code	Name	CTRY Code	YB	Run	J1	J2	J3	J4	J5	J6	Score	Best Score	Tie	Race Points	
1	3	1129993	ZHAI Yue	CHN	R	1996	Run 1	20	20	21	28	25	20	21.50	21.50		
							Run 2										
2	2	1319997	IGNJATOV Jelena	SRB	G	1995	Run 1	55	60	59	56	52	50	55.50	55.50		
							Run 2										
3	7	9485339	LOGINOVA Anastasiia	RUS	G	1996	Run 1	40	40	42	45	44	35	41.50	41.50		
							Run 2										
4	9	9045034	ARAZNY Amber	AUS	G	1990	Run 1	75	75	69	75	70	72	73.00	73.00		
							Run 2										
5	8	9435027	RUSIN Katarzyna	POL	G	1994	Run 1	88	80	80	82	83	80	81.25	81.25		
							Run 2										
6	1	9485178	KOSTENKO Elena	RUS	G	1995	Run 1	25	25	26	35	36	29	28.75	28.75		
							Run 2										

Forerunners			
F1 - Yevdokin Denis	KAZ	F2 - Avdonat Vlad	KAZ
F4 -		F3 -	

Progression system: Competitors start in reverse order of their qualification results.

Legend:	G	Goofy	J	Judge	R	Regular	YB	Year of Birth
---------	---	-------	---	-------	---	---------	----	---------------





Results

Jury			Technical Data		
FIS Technical Delegate:	ZINKIV Olha	UKR	Course Name	Tabagan	
Head Judge:	HIGGINS Kevin	CAN	In run distance	60m	
Chief of Competition:	POTAPOV Alexey	RUS	In run gradient	28°	
FISU TD - Race Director:	SUNDEKVIST Ola	SWE	Take off to Knoll distance	14m	
			Jump height	3.5m	
			Landing gradient	36°	
Officials			Judges		
Chief of Big Air:	ROZOV Artem	RUS	Judge 1	KIM Jin Youl	KOR
			Judge 2	BILKIEWICZ Bartosz Jerzy	POL
			Judge 3	SLADKAROV Marin	BUL
			Judge 4	HEINRICH Oliver	AUT
			Judge 5	BETSCHART Markus Urs	SUI
			Judge 6	AKHTYAMOV Ruslan	RUS

Number of Competitors: 9, Number of Countries: 5

Rank	Bib	FIS Code	Name	CTRY Code	YB	Run	J1	J2	J3	J4	J5	J6	Score	Best Score	Tie	Race Points
------	-----	----------	------	-----------	----	-----	----	----	----	----	----	----	-------	------------	-----	-------------

RESULTS FROM FINAL

1	7	9485339	LOGINOVA Anastasiia	RUS	G	1996	Run 1	40	40	42	45	44	35	41.50	85.25		50.00
							Run 2	82	85	76	90	89	85	85.25			
2	1	9485178	KOSTENKO Elena	RUS	G	1995	Run 1	25	25	26	35	36	29	28.75	83.75		40.00
							Run 2	85	82	78	85	86	83	83.75			
3	8	9435027	RUSIN Katarzyna	POL	G	1994	Run 1	88	80	80	82	83	80	81.25	81.25		30.00
							Run 2	28	35	36	33	30	36	33.50			
4	9	9045034	ARAZNY Amber	AUS	G	1990	Run 1	75	75	69	75	70	72	73.00	73.00		25.00
							Run 2	34	30	41	40	40	30	36.00			
5	2	1319997	IGNJATOV Jelena	SRB	G	1995	Run 1	55	60	59	56	52	50	55.50	55.50		22.50
							Run 2	14	15	19	17	14	18	16.00			
6	3	1129993	ZHAI Yue	CHN	R	1996	Run 1	20	20	21	28	25	20	21.50	21.50		20.00
							Run 2	19	21	20	24	20	22	20.75			

RESULTS FROM QUALIFICATION

7	4	9125011	ZHANG Tong	CHN	G	1995	Run 1	55	55	54	49	46	48	51.50	51.50		18.00
							Run 2	44	45	37	34	38	47	41.00			
6	9125019	YANG Rui	CHN	G	1996	Run 1								DNS	DNS		
							Run 2							DNS			
5	9125005	LI Dongyu	CHN	G	1998	Run 1								DNS	DNS		
							Run 2							DNS			

Forerunners			
F1 - Yevdokin Denis	KAZ	F2 - Avdonat Vlad	KAZ
F3 -		F4 -	

Conditions on course			
Qualification:	Sky clear	Snow Temperature:	-7°C / 19.4°F
Final:	Sky clear	Temperature - Start:	-11°C / 12.2°F
		Temperature - Finish:	
		Snow Temperature:	-7°C / 19.4°F
		Temperature - Start:	-8°C / 17.6°F
		Temperature - Finish:	



Results

Rank	Bib	FIS Code	Name	CTRY Code	YB	Run	J1	J2	J3	J4	J5	J6	Score	Best Score	Tie	Race Points
------	-----	----------	------	-----------	----	-----	----	----	----	----	----	----	-------	------------	-----	-------------

Progression system: Competitors start in reverse order of their qualification results.

Legend:																
DNS	Did Not Start		G	Goofy		J	Judge		R	Regular						
YB	Year of Birth															





Start List

REVISED
7 FEB 9:04

Jury			Technical Data		
FIS Technical Delegate:	ZINKIV Olha	UKR	Course Name	Tabagan	
Head Judge:	HIGGINS Kevin	CAN	In run distance	60m	
Chief of Competition:	POTAPOV Alexey	RUS	In run gradient	28°	
FISU TD - Race Director:	SUNDEKVIST Ola	SWE	Take off to Knoll distance	14m	
			Jump height	3.5m	
			Landing gradient	36°	
Officials			Judges		
Chief of Big Air:	ROZOU Artem	RUS	Judge 1	KIM Jin Youl	KOR
			Judge 2	BILKIEWICZ Bartosz Jerzy	POL
			Judge 3	SLADKAROV Marin	BUL
			Judge 4	HEINRICH Oliver	AUT
			Judge 5	BETSCHART Markus Urs	SUI
			Judge 6	AKHTYAMOV Ruslan	RUS

Number of Competitors: 9, Number of Countries: 5

Start Order	Bib	FIS Code	Name	CTRY Code	YB	Run	J1	J2	J3	J4	J5	J6	Score	Best Score	Tie	Race Points
1	3	1129993	ZHAI Yue	CHN	R	1996	Run 1									
							Run 2									
2	8	9435027	RUSIN Katarzyna	POL	G	1994	Run 1									
							Run 2									
3	2	1319997	IGNJATOV Jelena	SRB	G	1995	Run 1									
							Run 2									
4	7	9485339	LOGINOVA Anastasiia	RUS	G	1996	Run 1									
							Run 2									
5	4	9125011	ZHANG Tong	CHN	G	1995	Run 1									
							Run 2									
6	5	9125005	LI Dongyu	CHN	G	1998	Run 1									
							Run 2									
7	6	9125019	YANG Rui	CHN	G	1996	Run 1									
							Run 2									
8	9	9045034	ARAZNY Amber	AUS	G	1990	Run 1									
							Run 2									
9	1	9485178	KOSTENKO Elena	RUS	G	1995	Run 1									
							Run 2									

Forerunners					
F1 - Yevdokin Denis	KAZ	F2 - Avdonat Vlad	KAZ	F3 -	
F4 -					

Progression system: The top 6 competitors (based on best run) from each heat advance to the Final.

Legend:						
G	Goofy	J	Judge	R	Regular	YB Year of Birth

Corrected name and nation of Chief of Big Air, added missing stances and corrected jump height





Start List

Jury			Technical Data		
FIS Technical Delegate:	ZINKIV Olha	UKR	Course Name	Tabagan	
Head Judge:	HIGGINS Kevin	CAN	In run distance	60m	
Chief of Competition:	POTAPOV Alexey	RUS	In run gradient	28°	
FISU TD - Race Director:	SUNDEKVIST Ola	SWE	Take off to Knoll distance	14m	
			Jump height	3.5m	
			Landing gradient	36°	
Officials			Judges		
Chief of Big Air:	ROZOV Artem	RUS	Judge 1	KIM Jin Youl	KOR
			Judge 2	BILKIEWICZ Bartosz Jerzy	POL
			Judge 3	SLADKAROV Marin	BUL
			Judge 4	HEINRICH Oliver	AUT
			Judge 5	BETSCHART Markus Urs	SUI
			Judge 6	AKHTYAMOV Ruslan	RUS

Number of Competitors: 9, Number of Countries: 5

Start Order	Bib	FIS Code	Name	CTRY Code	YB	Run	J1	J2	J3	J4	J5	J6	Score	Best Score	Tie	Race Points	
1	3	1129993	ZHAI Yue	CHN	R	1996	Run 1	60	60	59	54	54	55	57.00	57.00		
							Run 2										
2	8	9435027	RUSIN Katarzyna	POL	G	1994	Run 1	75	75	74	73	76	70	74.25	74.25		
							Run 2										
3	2	1319997	IGNJATOV Jelena	SRB	G	1995	Run 1	68	68	66	64	62	63	64.75	64.75		
							Run 2										
4	7	9485339	LOGINOVA Anastasiia	RUS	G	1996	Run 1	40	40	37	40	35	35	38.00	38.00		
							Run 2										
5	4	9125011	ZHANG Tong	CHN	G	1995	Run 1	55	55	54	49	46	48	51.50	51.50		
							Run 2										
6	5	9125005	LI Dongyu	CHN	G	1998	Run 1							DNS	DNS		
							Run 2										
7	6	9125019	YANG Rui	CHN	G	1996	Run 1							DNS	DNS		
							Run 2										
8	9	9045034	ARAZNY Amber	AUS	G	1990	Run 1	72	70	69	70	69	68	69.50	69.50		
							Run 2										
9	1	9485178	KOSTENKO Elena	RUS	G	1995	Run 1	34	35	39	45	41	38	38.25	38.25		
							Run 2										

Forerunners					
F1 - Yevdokin Denis	KAZ	F2 - Avdonat Vlad	KAZ	F3 -	
F4 -					

Progression system: The top 6 competitors (based on best run) from each heat advance to the Final.

Legend:						
DNS	Did Not Start	G	Goofy	J	Judge	R Regular
YB	Year of Birth					





Results

Jury			Technical Data		
FIS Technical Delegate:	ZINKIV Olha	UKR	Course Name	Tabagan	
Head Judge:	HIGGINS Kevin	CAN	In run distance	60m	
Chief of Competition:	POTAPOV Alexey	RUS	In run gradient	28°	
FISU TD - Race Director:	SUNDEKVIST Ola	SWE	Take off to Knoll distance	14m	
			Jump height	3.5m	
			Landing gradient	36°	
Officials			Judges		
Chief of Big Air:	ROZOV Artem	RUS	Judge 1	KIM Jin Youl	KOR
			Judge 2	BILKIEWICZ Bartosz Jerzy	POL
			Judge 3	SLADKAROV Marin	BUL
			Judge 4	HEINRICH Oliver	AUT
			Judge 5	BETSCHART Markus Urs	SUI
			Judge 6	AKHTYAMOV Ruslan	RUS

Number of Competitors: 9, Number of Countries: 5

Rank	Bib	FIS Code	Name	CTRY Code	YB	Run	J1	J2	J3	J4	J5	J6	Score	Best Score	Tie	Race Points
------	-----	----------	------	-----------	----	-----	----	----	----	----	----	----	-------	------------	-----	-------------

QUALIFIED TO FINAL

1	1	9485178	KOSTENKO Elena	RUS	G	1995	Run 1	34	35	39	45	41	38	38.25	85.75		
							Run 2	90	87	83	85	86	85	85.75			
2	8	9435027	RUSIN Katarzyna	POL	G	1994	Run 1	75	75	74	73	76	70	74.25	80.00		
							Run 2	80	85	78	79	81	80	80.00			
3	9	9045034	ARAZNY Amber	AUS	G	1990	Run 1	72	70	69	70	69	68	69.50	69.50		
							Run 2	69	69	68	65	64	65	66.75			
4	7	9485339	LOGINOVA Anastasiia	RUS	G	1996	Run 1	40	40	37	40	35	35	38.00	67.50		
							Run 2	74	72	64	67	65	66	67.50			
5	2	1319997	IGNJATOV Jelena	SRB	G	1995	Run 1	68	68	66	64	62	63	64.75	64.75		
							Run 2	18	25	17	25	28	20	22.00			
6	3	1129993	ZHAI Yue	CHN	R	1996	Run 1	60	60	59	54	54	55	57.00	60.00		
							Run 2	65	65	61	57	57	56	60.00			

NOT QUALIFIED

7	4	9125011	ZHANG Tong	CHN	G	1995	Run 1	55	55	54	49	46	48	51.50	51.50		
							Run 2	44	45	37	34	38	47	41.00			
	6	9125019	YANG Rui	CHN	G	1996	Run 1							DNS	DNS		
							Run 2							DNS			
	5	9125005	LI Dongyu	CHN	G	1998	Run 1							DNS	DNS		
							Run 2							DNS			

Forerunners					
F1 - Yevdokin Denis	KAZ	F2 - Avdonat Vlad	KAZ	F3 -	
F4 -					

Conditions on course			
Qualification: Sky clear	Snow Temperature: -7°C / 19.4°F	Temperature - Start: -11°C / 12.2°F	Temperature - Finish:



Results

Rank	Bib	FIS Code	Name	CTRY Code	YB	Run	J1	J2	J3	J4	J5	J6	Score	Best Score	Tie	Race Points
------	-----	----------	------	-----------	----	-----	----	----	----	----	----	----	-------	------------	-----	-------------

Progression system: The top 6 competitors (based on best run) from each heat advance to the Final.

Legend:																
DNS	Did Not Start		G	Goofy		J	Judge		R	Regular						
YB	Year of Birth															





Almaty 2017

28TH WINTER UNIVERSIADE



SNOWBOARD

Men's Parallel Giant Slalom



Results

REVISED
30 JAN 15:38

Jury			Technical Data	
FIS Technical Delegate:	ZEZIN Denis	RUS	Course Name	Shymbulak
Chief of Competition:	TARASOV Igor	RUS	Start Altitude	2433m
FISU TD - Race Director:	SUNDEKVIST Ola	SWE	Finish Altitude	2343m
Start Referee:	MALYGINA Anastasia	RUS	Vertical Drop	90m
Finish Referee:	SMETANIN Aleksander	RUS	Course Length	350m
			Gates	16
Officials				
Chief of Parallel Giant Slalom:	SHPETCHUK Evgeny	RUS		
Course Setter:	KHURAMSHIN Eduard	RUS		
Video Controller:	ZINKIV Olha	UKR		

Number of Competitors: 30, Number of Countries: 13

Rank	Bib	FIS Code	Name	CTRY Code	YB	Qualification Time	Race Points
BIG FINAL							
1	14	9480356	BOGDANOV Bogdan	RUS	1992		150.00
2	4	9480399	SHKURIKHIN Vladislav	RUS	1996		120.00
SMALL FINAL							
3	13	9690062	BELINSKY Oleksandr	UKR	1995		90.00
4	12	9430124	NOWACZYK Michal	POL	1996		75.00
QUARTERFINALS							
5	11	9480353	TAIMULIN Dmitrij	RUS	1994	50.69	67.50
6	3	9430120	KWIATKOWSKI Oskar	POL	1996	52.14	60.00
7	7	9430050	BOM Oskar	POL	1990	53.04	54.00
8	10	9320064	LEE Je-Jung	KOR	1992	54.51	48.00
1/8 FINALS							
9	15	9480382	KHURAMSHIN Vladislav	RUS	1995	51.84	43.50
10	21	9670007	SADYKOV Rollan	KAZ	1989	51.95	39.00
10	9	9690065	ALEKSANDROVSKYY Roman	UKR	1994	51.95	39.00
12	16	9430047	KOWALCZYK Tomasz	POL	1990	52.15	33.00
13	24	1124952	QIAO Yu	CHN	1995	54.76	30.00
14	17	9690081	HULIY Yevheniy	UKR	1996	54.98	27.00
15	2	9531065	SILVERMAN Myles	USA	1997	55.51	24.00
16	6	9100595	HILDEBRAND Andrew	CAN	1996	56.00	22.50
RESULTS FROM QUALIFICATION							
17	22	9320113	KIM Seong-Il	KOR	1996	56.13	21.00
18	30	9670010	BEISENOV Assylbek	KAZ	1990	56.56	19.50
19	20	9320122	CHO Soung-Hee	KOR	1997	59.37	18.00
20	19	9690061	BIHUS Taras	UKR	1993	1:01.60	16.50
21	18	1524968	PEHLIVAN Tanzer	TUR	1995	1:01.84	15.00
22	25	9150142	SYKORA Daniel	CZE	1994	1:02.56	13.50
23	26	9150143	BOHUNEK Petr	CZE	1991	1:07.71	12.00
24	29	1124974	LI Tian Le	CHN	1996	1:08.37	10.50
25	28	9670013	YUDAYEV Maxim	KAZ	1997	1:11.97	
26	27	1214931	MAKHMUDOV Daniyar	UZB	1993	1:12.97	
	23	9670014	YEGORENKO Dmitriy	KAZ	1996	DSQ	
	8	9400044	DE RIDDER Koen	BEL	1997	DSQ	
	5	9700022	BACO Matej	SVK	1992	DSQ	
	1	1524976	POLAT Hamza	TUR	1996	DSQ	

Forerunners					
F1 - ZUEV Vladislav	KAZ	F2 - RODIONOV Valery	KAZ	F3 - VLASONA Daria	KAZ
F4 - LYAPYNOVA Varvara	KAZ				

Conditions on course			
Qualification:	Sunny	Snow Temperature: -8°C / 17.6°F	Temperature - Start: -11°C / 12.2°F Temperature - Finish: -9°C / 15.8°F
Final:	Sunny	Snow Temperature: -7°C / 19.4°F	Temperature - Start: -7°C / 19.4°F Temperature - Finish: -5°C / 23°F



Results

REVISED
30 JAN 15:38

Rank	Bib	FIS Code	Name	CTRY Code	YB	Qualification Time	Race Points
------	-----	----------	------	-----------	----	--------------------	-------------

Legend:

DSQ Disqualified YB Year of Birth





Brackets

1/8 Finals	Quarterfinals	Semifinals	Finals
------------	---------------	------------	--------

Q Bib	Heat 1 (1/16)	Run 1	Run 2
1	14 BOGDANOV Bogdan RUS	W	
16	6 HILDEBRAND Andrew CAN	+0.33	DSQ

Bib	QF 1 (9/16)	Run 1	Run 2
14	BOGDANOV Bogdan RUS	+0.07	W
3	KWIATKOWSKI Oskar POL	+0.45	

Q Bib	Heat 2 (2/16)	Run 1	Run 2
8	3 KWIATKOWSKI Oskar POL	+0.26	W
9	16 KOWALCZYK Tomasz POL	+0.52	

Bib	Semifinal 1 (13/16)	Run 1	Run 2
14	BOGDANOV Bogdan RUS	W	
13	BELINSKY O. UKR	+1.00	+3.27

Q Bib	Heat 3 (3/16)	Run 1	Run 2
12	10 LEE Je-Jung KOR	W	
5	15 KHURAMSHIN V. RUS	+1.00	+0.96

Bib	QF 2 (10/16)	Run 1	Run 2
13	BELINSKY O. UKR	W	
10	LEE Je-Jung KOR	+1.00	+0.50

Bib	Small Final (15/16)	Run 1	Run 2
13	BELINSKY O. UKR	+0.54	W
12	NOWACZYK Michal POL	+0.28	

Q Bib	Heat 4 (4/16)	Run 1	Run 2
4	13 BELINSKY O. UKR	+0.14	W
13	24 QIAO Yu CHN	+4.81	

Q Bib	Heat 5 (5/16)	Run 1	Run 2
3	11 TAIMULIN Dmitrij RUS	W	
14	17 HULIY Yevheniy UKR	+1.00	+3.67

Bib	QF 3 (11/16)	Run 1	Run 2
12	NOWACZYK Michal POL	+0.19	W
11	TAIMULIN Dmitrij RUS	DSQ	

Bib	Big Final (16/16)	Run 1	Run 2
14	BOGDANOV Bogdan RUS	DNF	W
4	SHKURIKHIN V. RUS	DSQ	DSQ

Q Bib	Heat 6 (6/16)	Run 1	Run 2
11	12 NOWACZYK Michal POL	W	
6	9 ALEKSANDROVSKYY UKR	+1.00	+5.16

Bib	Semifinal 2 (14/16)	Run 1	Run 2
4	SHKURIKHIN V. RUS	W	
12	NOWACZYK Michal POL	+0.71	+0.08

Q Bib	Heat 7 (7/16)	Run 1	Run 2
10	7 BOM Oskar POL	W	
7	21 SADYKOV Rollan KAZ	+0.98	+2.88

Bib	QF 4 (12/16)	Run 1	Run 2
4	SHKURIKHIN V. RUS	W	
7	BOM Oskar POL	+1.00	DSQ

Q Bib	Heat 8 (8/16)	Run 1	Run 2
2	4 SHKURIKHIN V. RUS	W	
15	2 SILVERMAN Myles USA	DSQ	+9.36

Final Ranking

Gold	BOGDANOV Bogdan	RUS
Silver	SHKURIKHIN Vladislav	RUS
Bronze	BELINSKY Oleksandr	UKR
	4 NOWACZYK Michal	POL
	5 TAIMULIN Dmitrij	RUS
	6 KWIATKOWSKI Oskar	POL
	7 BOM Oskar	POL
	8 LEE Je-Jung	UKR

Penalty Time: 1.00 seconds

Note:

If a competitor has a DNS, DNF or DSQ in run 1, the penalty time will apply

Legend:

DNF	Did Not Finish	DSQ	Disqualified	DSQ	Disqualified	Q	Rank from qualification
QF	Quarterfinal	SF	Semifinal	W	Winner		



Start List

Jury			Technical Data	
FIS Technical Delegate:	ZEZIN Denis	RUS	Course Name	Shymbulak
Chief of Competition:	TARASOV Igor	RUS	Start Altitude	2433m
FISU TD - Race Director	SUNDEKVIST Ola	SWE	Finish Altitude	2343m
Start Referee:	MALYGINA Anastasia	RUS	Vertical Drop	90m
Finish Referee:	SMETANIN Aleksander	RUS	Course Length	340m
			Gates	16
Officials				
Chief of Parallel Giant Slalom:	SHPETCHUK Evgeny	RUS		
Course Setter:	KHURAMSHIN Eduard	RUS		
Video Controller:	ZINKIV Olha	UKR		

Number of Competitors: 30, Number of Countries: 13

RED COURSE						BLUE COURSE						
Start Order	Bib	FIS Code	Name	CTRY Code	YB	Time	Bib	FIS Code	Name	CTRY Code	YB	Time
1	1	1524976	POLAT Hamza	TUR	1996		2	9531065	SILVERMAN Myles	USA	1997	
2	3	9430120	KWIATKOWSKI Oskar	POL	1996		4	9480399	SHKURIKHIN V.	RUS	1996	
3	5	9700022	BACO Matej	SVK	1992		6	9100595	HILDEBRAND Andrew	CAN	1996	
4	7	9430050	BOM Oskar	POL	1990		8	9400044	DE RIDDER Koen	BEL	1997	
5	9	9690065	ALEKSANDROVSKYY R.	UKR	1994		10	9320064	LEE Je-Jung	KOR	1992	
6	11	9480353	TAIMULIN Dmitrij	RUS	1994		12	9430124	NOWACZYK Michal	POL	1996	
7	13	9690062	BELINSKYY Oleksandr	UKR	1995		14	9480356	BOGDANOV Bogdan	RUS	1992	
8	15	9480382	KHURAMSHIN V.	RUS	1995		16	9430047	KOWALCZYK Tomasz	POL	1990	
9	17	9690081	HULIY Yevheniy	UKR	1996		18	1524968	PEHLIVAN Tanzer	TUR	1995	
10	19	9690061	BIHUS Taras	UKR	1993		20	9320122	CHO Soung-Hee	KOR	1997	
11	21	9670007	SADYKOV Rollan	KAZ	1989		22	9320113	KIM Seong-II	KOR	1996	
12	23	9670014	YEGORENKO Dmitriy	KAZ	1996		24	1124952	QIAO Yu	CHN	1995	
13	25	9150142	SYKORA Daniel	CZE	1994		26	9150143	BOHUNEK Petr	CZE	1991	
14	27	1214931	MAKHMUDOV Daniyar	UZB	1993		28	9670013	YUDAYEV Maxim	KAZ	1997	
15	29	1124974	LI Tian Le	CHN	1996		30	9670010	BEISENOV Assylbek	KAZ	1990	

Forerunners					
F1 - ZUEV Vladislav	KAZ	F2 - RODIONOV Valery	KAZ	F3 - VLASONA Daria	KAZ
F4 - LYAPYNOVA Varvara	KAZ				

Progression system: All competitors are sorted according to their ranking (except a random draw for the top 16). All competitors from each course can start in the elimination run.

Legend:

YB Year of Birth



Start List

Jury			Technical Data		
FIS Technical Delegate:	ZEZIN Denis	RUS	Course Name	Shymbulak	
Chief of Competition:	TARASOV Igor	RUS	Start Altitude	2433m	
FISU TD - Race Director:	SUNDEKVIST Ola	SWE	Finish Altitude	2343m	
Start Referee:	MALYGINA Anastasia	RUS	Vertical Drop	90m	
Finish Referee:	SMETANIN Aleksander	RUS	Course Length	350m	
			Gates	16	
Officials					
Chief of Parallel Giant Slalom:	SHPETCHUK Evgeny	RUS			
Course Setter:	KHURAMSHIN Eduard	RUS			
Video Controller:	ZINKIV Olha	UKR			

Number of Competitors: 26, Number of Countries: 11

RED COURSE							BLUE COURSE					
Start Order	Bib	FIS Code	Name	CTRY Code	YB	Time	Bib	FIS Code	Name	CTRY Code	YB	Time
1	28	9670013	YUDAYEV Maxim	KAZ	1997	35.64						
2	26	9150143	BOHUNEK Petr	CZE	1991	32.36						
3	18	1524968	PEHLIVAN Tanzer	TUR	1995	30.60	27	1214931	MAKHMUDOV Daniyar	UZB	1993	36.48
4	20	9320122	CHO Soung-Hee	KOR	1997	28.45	19	9690061	BIHUS Taras	UKR	1993	34.87
5	2	9531065	SILVERMAN Myles	USA	1997	28.34	29	1124974	LI Tian Le	CHN	1996	34.55
6	22	9320113	KIM Seong-Il	KOR	1996	28.30	25	9150142	SYKORA Daniel	CZE	1994	30.53
7	30	9670010	BEISENOV Assylbek	KAZ	1990	27.77	17	9690081	HULIY Yevheniy	UKR	1996	27.91
8	6	9100595	HILDEBRAND Andrew	CAN	1996	27.13	3	9430120	KWIATKOWSKI Oskar	POL	1996	26.52
9	24	1124952	QIAO Yu	CHN	1995	26.78	7	9430050	BOM Oskar	POL	1990	26.48
10	10	9320064	LEE Je-Jung	KOR	1992	26.42	9	9690065	ALEKSANDROVSKYY R.	UKR	1994	26.45
11	12	9430124	NOWACZYK Michal	POL	1996	26.17	21	9670007	SADYKOV Rollan	KAZ	1989	25.99
12	16	9430047	KOWALCZYK Tomasz	POL	1990	25.66	15	9480382	KHURAMSHIN V.	RUS	1995	25.67
13	4	9480399	SHKURIKHIN V.	RUS	1996	25.07	11	9480353	TAIMULIN Dmitrij	RUS	1994	25.56
14	14	9480356	BOGDANOV Bogdan	RUS	1992	24.82	13	9690062	BELINSKY Oлександр	UKR	1995	25.42

Forerunners					
F1 - ZUEV Vladislav	KAZ	F2 - RODIONOV Valery	KAZ	F3 - VLASONA Daria	KAZ
F4 - LYAPYNOVA Varvara	KAZ				

Progression system: The competitors start on the opposite course in reverse order of their rank. The top 16 ranked competitors according to the total time of the two runs qualify to the finals.

Legend:
YB Year of Birth



Results

Jury			Technical Data	
FIS Technical Delegate:	ZEZIN Denis	RUS	Course Name	Shymbulak
Chief of Competition:	TARASOV Igor	RUS	Start Altitude	2433m
FISU TD - Race Director:	SUNDEKVIST Ola	SWE	Finish Altitude	2343m
Start Referee:	MALYGINA Anastasia	RUS	Vertical Drop	90m
Finish Referee:	SMETANIN Aleksander	RUS	Course Length	350m
			Gates	16
Officials				
Chief of Parallel Giant Slalom:	SHPETCHUK Evgeny	RUS		
Course Setter:	KHURAMSHIN Eduard	RUS		
Video Controller:	ZINKIV Olha	UKR		

Number of Competitors: 30, Number of Countries: 13

Rank	Bib	FIS Code	Name	CTRY Code	YB	BLUE COURSE		RED COURSE		Total Time
						Time	Rk	Time	Rk	
1	14	9480356	BOGDANOV Bogdan	RUS	1992	24.82	1	25.59	3	50.41 Q
2	4	9480399	SHKURIKHIN Vladislav	RUS	1996	25.07	2	25.62	4	50.69 Q
3	11	9480353	TAIMULIN Dmitriy	RUS	1994	25.13	3	25.56	2	50.69 Q
4	13	9690062	BELINSKY Oleksandr	UKR	1995	25.56	5	25.42	1	50.98 Q
5	15	9480382	KHURAMSHIN Vladislav	RUS	1995	26.17	9	25.67	5	51.84 Q
6	9	9690065	ALEKSANDROVSKYY Roman	UKR	1994	25.50	4	26.45	7	51.95 Q
7	21	9670007	SADYKOV Rollan	KAZ	1989	25.96	8	25.99	6	51.95 Q
8	3	9430120	KWIATKOWSKI Oskar	POL	1996	25.62	6	26.52	10	52.14 Q
9	16	9430047	KOWALCZYK Tomasz	POL	1990	25.66	7	26.49	9	52.15 Q
10	7	9430050	BOM Oskar	POL	1990	26.56	12	26.48	8	53.04 Q
11	12	9430124	NOWACZYK Michal	POL	1996	26.17	9	27.32	12	53.49 Q
12	10	9320064	LEE Je-Jung	KOR	1992	26.42	11	28.09	16	54.51 Q
13	24	1124952	QIAO Yu	CHN	1995	26.78	14	27.98	15	54.76 Q
14	17	9690081	HULIY Yevheniy	UKR	1996	27.07	15	27.91	14	54.98 Q
15	2	9531065	SILVERMAN Myles	USA	1997	28.34	19	27.17	11	55.51 Q
16	6	9100595	HILDEBRAND Andrew	CAN	1996	27.13	16	28.87	18	56.00 Q
17	22	9320113	KIM Seong-Il	KOR	1996	28.30	18	27.83	13	56.13
18	30	9670010	BEISENOV Assylbek	KAZ	1990	27.77	17	28.79	17	56.56
19	20	9320122	CHO Soung-Hee	KOR	1997	28.45	20	30.92	20	59.37
20	19	9690061	BIHUS Taras	UKR	1993	26.73	13	34.87	23	1:01.60
21	18	1524968	PEHLIVAN Tanzer	TUR	1995	30.60	21	31.24	21	1:01.84
22	25	9150142	SYKORA Daniel	CZE	1994	32.03	22	30.53	19	1:02.56
23	26	9150143	BOHUNEK Petr	CZE	1991	32.36	23	35.35	24	1:07.71
24	29	1124974	LI Tian Le	CHN	1996	33.82	24	34.55	22	1:08.37
25	28	9670013	YUDAYEV Maxim	KAZ	1997	35.64	25	36.33	25	1:11.97
26	27	1214931	MAKHUMODOV Daniyar	UZB	1993	36.49	26	36.48	26	1:12.97
	23	9670014	YEGORENKO Dmitriy	KAZ	1996			DSQ		DSQ
	8	9400044	DE RIDDER Koen	BEL	1997	DSQ				DSQ
	5	9700022	BACO Matej	SVK	1992			DSQ		DSQ
	1	1524976	POLAT Hamza	TUR	1996			DSQ		DSQ

Forerunners					
F1 - ZUEV Vladislav	KAZ	F2 - RODIONOV Valery	KAZ	F3 - VLASONA Daria	KAZ
F4 - LYAPYNOVA Varvara	KAZ				

Conditions on course	
Qualification: Sunny	Snow Temperature: -8°C / 17.6°F Temperature - Start: -11°C / 12.2°F Temperature - Finish: -9°C / 15.8°F

Progression system: The competitors start on the opposite course in reverse order of their rank. The top 16 ranked competitors according to the total time of the two runs qualify to the finals.



Shymbulak Ski Resort

Snowboard

Men's Parallel Giant Slalom

Qualification



Almaty 2017
28TH WINTER UNIVERSIADE

MON 30 JAN 2017
Start Time 11:00

Results

Rank	Bib	FIS Code	Name	CTRY Code	YB	BLUE COURSE		RED COURSE		Total Time
						Time	Rk	Time	Rk	

Legend:							
DSQ	Disqualified	Q	Qualified	Rk	Rank	YB	Year of Birth





Almaty 2017

28TH WINTER UNIVERSIADE



SNOWBOARD

Men's Parallel Slalom



Results

Jury			Technical Data	
FIS Technical Delegate:	ZEZIN Denis	RUS	Course Name	Shymbulak
Chief of Competition:	TARASOV Igor	RUS	Start Altitude	2433m
FISU TD - Race Director	SUNDEKVIST Ola	SWE	Finish Altitude	2343m
Start Referee:	MALYGINA Anastasia	RUS	Vertical Drop	90m
Finish Referee:	SMETANIN Aleksander	RUS	Course Length	340m
			Gates	27
Officials				
Chief of Course:	SHPETCHUK Evgeny	RUS		
Course Setter:	PATRIK Gaudet	CAN		
Video Controller:	VALIEV Askar	KAZ		

Number of Competitors: 27, Number of Countries: 12

Rank	Bib	FIS Code	Name	CTRY Code	YB	Qualification Time	Race Points
BIG FINAL							
1	12	9480356	BOGDANOV Bogdan	RUS	1992		150.00
2	5	9430120	KWIATKOWSKI Oskar	POL	1996		120.00
SMALL FINAL							
3	14	9690062	BELINSKY Oleksandr	UKR	1995		90.00
4	3	9480382	KHURAMSHIN Vladislav	RUS	1995		75.00
QUARTERFINALS							
5	7	9480353	TAIMULIN Dmitrij	RUS	1994	1:03.29	67.50
6	15	9430047	KOWALCZYK Tomasz	POL	1990	1:04.06	60.00
7	4	9430124	NOWACZYK Michal	POL	1996	1:07.52	54.00
8	6	9480399	SHKURIKHIN Vladislav	RUS	1996	1:08.88	48.00
1/8 FINALS							
9	16	9320064	LEE Je-Jung	KOR	1992	1:06.56	43.50
10	10	9100595	HILDEBRAND Andrew	CAN	1996	1:07.07	39.00
11	1	9700022	BACO Matej	SVK	1992	1:07.66	36.00
12	20	9320113	KIM Seong-Il	KOR	1996	1:08.83	33.00
13	11	9690081	HULIY Yevheniy	UKR	1996	1:09.31	30.00
14	2	9400044	DE RIDDER Koen	BEL	1997	1:09.95	27.00
15	8	9531065	SILVERMAN Myles	USA	1997	1:13.27	24.00
Did not start in their heat							
16	22	1124952	QIAO Yu	CHN	1995	1:09.55	22.50
RESULTS FROM QUALIFICATION							
17	19	9670007	SADYKOV Rollan	KAZ	1989	1:14.24	21.00
18	17	1524968	PEHLIVAN Tanzer	TUR	1995	1:14.77	19.50
19	25	9670010	BEISENOV Assylbek	KAZ	1990	1:16.53	18.00
20	27	9670012	PANIN Oleg	KAZ	1996	1:26.69	16.50
21	26	1214931	MAKHMUDOV Daniyar	UZB	1993	1:31.10	15.00
22	23	1124974	LI Tian Le	CHN	1996	1:56.03	13.50
23	9	1524976	POLAT Hamza	TUR	1996	39.04	
24	21	9670014	YEGORENKO Dmitriy	KAZ	1996	53.23	
	18	9320122	CHO Soung-Hee	KOR	1997	DSQ	
	13	9430050	BOM Oskar	POL	1990	DSQ	
	24	9670013	YUDAYEV Maxim	KAZ	1997	DNS	

Forerunners					
F1 - ZUEV Vladislav	KAZ	F2 - RODIONOV Valery	KAZ	F3 - VLASONA Daria	KAZ
F4 - LYAPYNOVA Varvara	KAZ				

Conditions on course			
Qualification:	Light snow	Snow Temperature:	-2°C / 28.4°F
Final:	Fog	Temperature - Start:	-9°C / 15.8°F
		Temperature - Finish:	-8°C / 17.6°F
		Temperature - Start:	-7°C / 19.4°F
		Temperature - Finish:	-6°C / 21.2°F

Legend:			
DNS	Did Not Start	DSQ	Disqualified
YB	Year of Birth		



Brackets

1/8 Finals

Quarterfinals

Semifinals

Finals

Q Bib Heat 1 (1/16) Run 1 Run 2

1	12	BOGDANOV Bogdan	RUS		W
16	8	SILVERMAN Myles	USA	DSQ +3.87	

Q Bib Heat 2 (2/16) Run 1 Run 2

9	4	NOWACZYK Michal	POL		W
8	10	HILDEBRAND Andrew	CAN	DSQ +9.79	

Q Bib Heat 3 (3/16) Run 1 Run 2

12	6	SHKURIKHIN V.	RUS	+0.58	W
5	16	LEE Je-Jung	KOR		DSQ

Q Bib Heat 4 (4/16) Run 1 Run 2

4	14	BELINSKY O.	UKR	DSQ	W
13	11	HULIY Yevheniy	UKR		+1.07

Q Bib Heat 5 (5/16) Run 1 Run 2

3	15	KOWALCZYK Tomasz	POL		W
14	22	QIAO Yu	CHN	DNF	DNS

Q Bib Heat 6 (6/16) Run 1 Run 2

6	3	KHURAMSHIN V.	RUS		W
11	20	KIM Seong-Il	KOR	+1.19	+11.69

Q Bib Heat 7 (7/16) Run 1 Run 2

7	5	KWIATKOWSKI Oskar	POL	+0.45	W
10	1	BACO Matej	SVK		DSQ

Q Bib Heat 8 (8/16) Run 1 Run 2

2	7	TAIMULIN Dmitrij	RUS		W
15	2	DE RIDDER Koen	BEL	DSQ	DSQ

Bib QF 1 (9/16) Run 1 Run 2

12	BOGDANOV Bogdan	RUS		W
4	NOWACZYK Michal	POL	+1.19	DSQ

Bib QF 2 (10/16) Run 1 Run 2

14	BELINSKY O.	UKR	+0.29	W
6	SHKURIKHIN V.	RUS		+1.92

Bib QF 3 (11/16) Run 1 Run 2

3	KHURAMSHIN V.	RUS	+1.19	W
15	KOWALCZYK Tomasz	POL		+0.27

Bib QF 4 (12/16) Run 1 Run 2

5	KWIATKOWSKI Oskar	POL		W
7	TAIMULIN Dmitrij	RUS	+1.19	+3.20

Bib Semifinal 1 (13/16) Run 1 Run 2

12	BOGDANOV Bogdan	RUS		W
14	BELINSKY O.	UKR	+0.44	DSQ

Bib Small Final (15/16) Run 1 Run 2

14	BELINSKY O.	UKR		W
3	KHURAMSHIN V.	RUS	+1.19	+0.93

Bib Big Final (16/16) Run 1 Run 2

12	BOGDANOV Bogdan	RUS		W
5	KWIATKOWSKI Oskar	POL	+0.36	+3.63

Bib Semifinal 2 (14/16) Run 1 Run 2

5	KWIATKOWSKI Oskar	POL		W
3	KHURAMSHIN V.	RUS	+1.19	DSQ

Final Ranking

Gold	BOGDANOV Bogdan	RUS
Silver	KWIATKOWSKI Oskar	POL
Bronze	BELINSKY Oлександр	UKR
	4 KHURAMSHIN Vladislav	RUS
	5 TAIMULIN Dmitrij	RUS
	6 KOWALCZYK Tomasz	POL
	7 NOWACZYK Michal	POL
	8 SHKURIKHIN Vladislav	RUS

Penalty Time: 1.19 seconds

Note:

If a competitor has a DNS, DNF or DSQ in run 1, the penalty time will apply

Legend:

DNF	Did Not Finish	DNS	Did Not Start	DSQ	Disqualified	DSQ	Disqualified
DSQ	Disqualified	Q	Rank from qualification	QF	Quarterfinal	SF	Semifinal
W	Winner						



Start List

Jury			Technical Data	
FIS Technical Delegate:	ZEZIN Denis	RUS	Course Name	Shymbulak
Chief of Competition:	TARASOV Igor	RUS	Start Altitude	2433m
FISU TD - Race Director	SUNDEKVIST Ola	SWE	Finish Altitude	2343m
Start Referee:	MALYGINA Anastasia	RUS	Vertical Drop	90m
Finish Referee:	SMETANIN Aleksander	RUS	Course Length	340m
			Gates	
Officials				
Chief of Course:	SHPETCHUK Evgeny	RUS		
Course Setter:	PATRIK Gaudet	CAN		
Video Controller:	VALIEV Askar	KAZ		

Number of Competitors: 27, Number of Countries: 12

RED COURSE						BLUE COURSE						
Start Order	Bib	FIS Code	Name	CTRY Code	YB	Time	Bib	FIS Code	Name	CTRY Code	YB	Time
1	1	9700022	BACO Matej	SVK	1992		2	9400044	DE RIDDER Koen	BEL	1997	
2	3	9480382	KHURAMSHIN V.	RUS	1995		4	9430124	NOWACZYK Michal	POL	1996	
3	5	9430120	KWIATKOWSKI Oskar	POL	1996		6	9480399	SHKURIKHIN V.	RUS	1996	
4	7	9480353	TAIMULIN Dmitrij	RUS	1994		8	9531065	SILVERMAN Myles	USA	1997	
5	9	1524976	POLAT Hamza	TUR	1996		10	9100595	HILDEBRAND Andrew	CAN	1996	
6	11	9690081	HULIY Yevheniy	UKR	1996		12	9480356	BOGDANOV Bogdan	RUS	1992	
7	13	9430050	BOM Oskar	POL	1990		14	9690062	BELINSKY O Aleksandr	UKR	1995	
8	15	9430047	KOWALCZYK Tomasz	POL	1990		16	9320064	LEE Je-Jung	KOR	1992	
9	17	1524968	PEHLIVAN Tanzer	TUR	1995		18	9320122	CHO Soung-Hee	KOR	1997	
10	19	9670007	SADYKOV Rollan	KAZ	1989		20	9320113	KIM Seong-Il	KOR	1996	
11	21	9670014	YEGORENKO Dmitriy	KAZ	1996		22	1124952	QIAO Yu	CHN	1995	
12	23	1124974	LI Tian Le	CHN	1996		24	9670013	YUDAYEV Maxim	KAZ	1997	
13	25	9670010	BEISENOV Assylbek	KAZ	1990		26	1214931	MAKHMUDOV Daniyar	UZB	1993	
14	27	9670012	PANIN Oleg	KAZ	1996							

Forerunners					
F1 - ZUEV Vladislav	KAZ	F2 - RODIONOV Valery	KAZ	F3 - VLASONA Daria	KAZ
F4 - LYAPYNOVA Varvara	KAZ				

Progression system: All competitors are sorted according to their ranking (except a random draw for the top 16). All competitors from each course can start in the elimination run.

Legend:

YB Year of Birth



Start List

Jury			Technical Data		
FIS Technical Delegate:	ZEZIN Denis	RUS	Course Name	Shymbulak	
Chief of Competition:	TARASOV Igor	RUS	Start Altitude	2433m	
FISU TD - Race Director:	SUNDEKVIST Ola	SWE	Finish Altitude	2343m	
Start Referee:	MALYGINA Anastasia	RUS	Vertical Drop	90m	
Finish Referee:	SMETANIN Aleksander	RUS	Course Length	340m	
			Gates	27	
Officials					
Chief of Course:	SHPETCHUK Evgeny	RUS			
Course Setter:	PATRIK Gaudet	CAN			
Video Controller:	VALIEV Askar	KAZ			

Number of Competitors: 24, Number of Countries: 12

RED COURSE							BLUE COURSE					
Start Order	Bib	FIS Code	Name	CTRY Code	YB	Time	Bib	FIS Code	Name	CTRY Code	YB	Time
1							23	1124974	LI Tian Le	CHN	1996	58.98
2							21	9670014	YEGORENKO Dmitriy	KAZ	1996	53.23
3	26	1214931	MAKHMUDOV Daniyar	UZB	1993	47.06	27	9670012	PANIN Oleg	KAZ	1996	43.39
4	8	9531065	SILVERMAN Myles	USA	1997	37.50	9	1524976	POLAT Hamza	TUR	1996	39.04
5	22	1124952	QIAO Yu	CHN	1995	35.44	17	1524968	PEHLIVAN Tanzer	TUR	1995	37.61
6	2	9400044	DE RIDDER Koen	BEL	1997	34.86	25	9670010	BEISENOV Assylbek	KAZ	1990	36.81
7	20	9320113	KIM Seong-II	KOR	1996	33.92	19	9670007	SADYKOV Rollan	KAZ	1989	36.18
8	4	9430124	NOWACZYK Michal	POL	1996	33.85	11	9690081	HULIY Yevheniy	UKR	1996	34.83
9	10	9100595	HILDEBRAND Andrew	CAN	1996	33.16	5	9430120	KWIATKOWSKI Oskar	POL	1996	34.50
10	14	9690062	BELINSKY Oleksandr	UKR	1995	32.41	3	9480382	KHURAMSHIN V.	RUS	1995	33.59
11	6	9480399	SHKURIKHIN V.	RUS	1996	31.68	1	9700022	BACO Matej	SVK	1992	33.34
12	16	9320064	LEE Je-Jung	KOR	1992	31.67	15	9430047	KOWALCZYK Tomasz	POL	1990	31.55
13	12	9480356	BOGDANOV Bogdan	RUS	1992	29.96	7	9480353	TAIMULIN Dmitrij	RUS	1994	31.26

Forerunners					
F1 - ZUEV Vladislav	KAZ	F2 - RODIONOV Valery	KAZ	F3 - VLASONA Daria	KAZ
F4 - LYAPYNOVA Varvara	KAZ				

Progression system: The competitors start on the opposite course in reverse order of their rank. The top 16 ranked competitors according to the total time of the two runs qualify to the finals.

Legend:

YB Year of Birth



Results

Jury			Technical Data	
FIS Technical Delegate:	ZEZIN Denis	RUS	Course Name	Shymbulak
Chief of Competition:	TARASOV Igor	RUS	Start Altitude	2433m
FISU TD - Race Director:	SUNDEKVIST Ola	SWE	Finish Altitude	2343m
Start Referee:	MALYGINA Anastasia	RUS	Vertical Drop	90m
Finish Referee:	SMETANIN Aleksander	RUS	Course Length	340m
			Gates	27
Officials				
Chief of Course:	SHPETCHUK Evgeny	RUS		
Course Setter:	PATRIK Gaudet	CAN		
Video Controller:	VALIEV Askar	KAZ		

Number of Competitors: 27, Number of Countries: 12

Rank	Bib	FIS Code	Name	CTRY Code	YB	BLUE COURSE		RED COURSE		Total Time
						Time	Rk	Time	Rk	
1	12	9480356	BOGDANOV Bogdan	RUS	1992	29.96	1	30.35	1	1:00.31 Q
2	7	9480353	TAIMULIN Dmitrij	RUS	1994	32.03	4	31.26	2	1:03.29 Q
3	15	9430047	KOWALCZYK Tomasz	POL	1990	32.51	7	31.55	3	1:04.06 Q
4	14	9690062	BELINSKY Oleksandr	UKR	1995	32.41	5	31.87	4	1:04.28 Q
5	16	9320064	LEE Je-Jung	KOR	1992	31.67	2	34.89	12	1:06.56 Q
6	3	9480382	KHURAMSHIN Vladislav	RUS	1995	33.18	9	33.59	6	1:06.77 Q
7	5	9430120	KWIATKOWSKI Oskar	POL	1996	32.41	5	34.50	10	1:06.91 Q
8	10	9100595	HILDEBRAND Andrew	CAN	1996	33.16	8	33.91	8	1:07.07 Q
9	4	9430124	NOWACZYK Michal	POL	1996	33.85	10	33.67	7	1:07.52 Q
10	1	9700022	BACO Matej	SVK	1992	34.32	12	33.34	5	1:07.66 Q
11	20	9320113	KIM Seong-Il	KOR	1996	33.92	11	34.91	13	1:08.83 Q
12	6	9480399	SHKURIKHIN Vladislav	RUS	1996	31.68	3	37.20	18	1:08.88 Q
13	11	9690081	HULIY Yevheniy	UKR	1996	34.48	13	34.83	11	1:09.31 Q
14	22	1124952	QIAO Yu	CHN	1995	35.44	15	34.11	9	1:09.55 Q
15	2	9400044	DE RIDDER Koen	BEL	1997	34.86	14	35.09	14	1:09.95 Q
16	8	9531065	SILVERMAN Myles	USA	1997	37.50	17	35.77	15	1:13.27 Q
17	19	9670007	SADYKOV Rollan	KAZ	1989	38.06	18	36.18	16	1:14.24
18	17	1524968	PEHLIVAN Tanzer	TUR	1995	37.16	16	37.61	19	1:14.77
19	25	9670010	BEISENOV Assylbek	KAZ	1990	39.72	19	36.81	17	1:16.53
20	27	9670012	PANIN Oleg	KAZ	1996	43.30	20	43.39	21	1:26.69
21	26	1214931	MAKHMUDOV Daniyar	UZB	1993	47.06	21	44.04	22	1:31.10
22	23	1124974	LI Tian Le	CHN	1996	57.05	22	58.98	24	1:56.03
23	9	1524976	POLAT Hamza	TUR	1996	DSQ		39.04	20	
24	21	9670014	YEGORENKO Dmitriy	KAZ	1996	DNS		53.23	23	
	18	9320122	CHO Soung-Hee	KOR	1997	DSQ				
	13	9430050	BOM Oskar	POL	1990			DSQ		
	24	9670013	YUDAYEV Maxim	KAZ	1997	DNS				

Forerunners					
F1 - ZUEV Vladislav	KAZ	F2 - RODIONOV Valery	KAZ	F3 - VLASONA Daria	KAZ
F4 - LYAPYNOVA Varvara	KAZ				

Progression system: The competitors start on the opposite course in reverse order of their rank. The top 16 ranked competitors according to the total time of the two runs qualify to the finals.

Legend:						
DNS	Did Not Start	DSQ	Disqualified	Q	Qualified	Rk Rank
YB	Year of Birth					



Almaty 2017

28TH WINTER UNIVERSIADE



SNOWBOARD

Men's Slopestyle



Start List

Jury			Technical Data		
FIS Technical Delegate:	ZINKIV Olha	UKR	Course Name	Shymbulak	
Chief of Competition:	POTAPOV Alexey	RUS	Start Altitude	2656m	
Head Judge:	HIGGINS Kevin	CAN	Finish Altitude	2514m	
FISU TD - Race Director:	SUNDEKVIST Ola	SWE	Vertical Drop	142m	
			Course Length	360m	
			Number of Jump Features	2	
			Number of Jibbing Features	2	
Officials			Judges		
Chief of Slopestyle:	VORONA Evgeny	UKR	Judge 1	AKHTYAMOV Ruslan	RUS
Course Designer:	VORONA Evgeny	UKR	Judge 2	HEINRICH Oliver	AUT
			Judge 3	KIM Jin Youl	KOR
			Judge 4	BETSCHART Markus Urs	SUI
			Judge 5	SLADKAROV Marin	BUL
			Judge 6	BILKIEWICZ Bartosz Jerzy	POL

Number of Competitors: 12, Number of Countries: 10

Start Order	Bib	FIS Code	Name	CTRY Code	YB	Run	J1	J2	J3	J4	J5	J6	Score	Best Score	Tie	Race Points
1	1	9150083	MIKYSKA Martin	CZE	R	1994	Run 1									
							Run 2									
2	17	9400087	FALHABER Bart	NED		1991	Run 1									
							Run 2									
3	26	9220089	PATON Calum	GBR		1994	Run 1									
							Run 2									
4	5	9030046	ODRIOZOLA Inaki	ARG		1996	Run 1									
							Run 2									
5	3	9560189	PODLOGAR Peter	SLO	G	1994	Run 1									
							Run 2									
6	2	9480456	MATVEEV Mikhail	RUS	G	1996	Run 1									
							Run 2									
7	7	9480573	FOMCHENKO Mihail	RUS		1996	Run 1									
							Run 2									
8	23	9480728	SMELOV Aleksandr	RUS		1996	Run 1									
							Run 2									
9	4	9110006	IRARRAZAVAL Inaqui	CHI	R	1992	Run 1									
							Run 2									
10	15	9040167	MCALPIN Joss	AUS		1994	Run 1									
							Run 2									
11	6	9320132	CHOI Jun-Ha	KOR	R	1997	Run 1									
							Run 2									
12	8	9180087	PARTANEN Aleksi	FIN	R	1992	Run 1									
							Run 2									

Forerunners

F1 - YRAZBAEV Adinet KAZ

Progression system: Competitors start in reverse order of their qualification results.



Shymbulak Ski Resort

Almaty 2017
28TH WINTER UNIVERSIADE

SUN 5 FEB 2017
Start Time 13:30

Snowboard
Men's Slopestyle
Final Run 1



Start List

Start Order	Bib	FIS Code	Name	CTRY Code	YB	Run	J1	J2	J3	J4	J5	J6	Score	Best Score	Tie	Race Points
-------------	-----	----------	------	-----------	----	-----	----	----	----	----	----	----	-------	------------	-----	-------------

Legend:

G	Goofy	J	Judge	R	Regular	YB	Year of Birth
----------	-------	----------	-------	----------	---------	-----------	---------------





Start List

Jury			Technical Data		
FIS Technical Delegate:	ZINKIV Olha	UKR	Course Name	Shymbulak	
Chief of Competition:	POTAPOV Alexey	RUS	Start Altitude	2656m	
Head Judge:	HIGGINS Kevin	CAN	Finish Altitude	2514m	
FISU TD - Race Director:	SUNDEKVIST Ola	SWE	Vertical Drop	142m	
			Course Length	360m	
			Number of Jump Features	2	
			Number of Jibbing Features	2	
Officials			Judges		
Chief of Slopestyle:	VORONA Evgeny	UKR	Judge 1	AKHTYAMOV Ruslan	RUS
Course Designer:	VORONA Evgeny	UKR	Judge 2	HEINRICH Oliver	AUT
			Judge 3	KIM Jin Youl	KOR
			Judge 4	BETSCHART Markus Urs	SUI
			Judge 5	SLADKAROV Marin	BUL
			Judge 6	BILKIEWICZ Bartosz Jerzy	POL

Number of Competitors: 12, Number of Countries: 10

Start Order	Bib	FIS Code	Name	CTRY Code	YB	Run	J1	J2	J3	J4	J5	J6	Score	Best Score	Tie	Race Points	
1	1	9150083	MIKYSKA Martin	CZE	R	1994	Run 1	65	70	65	65	68	60	65.75	65.75		
							Run 2										
2	17	9400087	FALHABER Bart	NED		1991	Run 1	10	16	20	10	15	20	15.25	15.25		
							Run 2										
3	26	9220089	PATON Calum	GBR		1994	Run 1	27	25	30	20	17	25	24.25	24.25		
							Run 2										
4	5	9030046	ODRIOZOLA Inaki	ARG		1996	Run 1	59	53	60	58	59	55	57.75	57.75		
							Run 2										
5	3	9560189	PODLOGAR Peter	SLO	G	1994	Run 1	45	40	40	45	46	40	42.50	42.50		
							Run 2										
6	2	9480456	MATVEEV Mikhail	RUS	G	1996	Run 1	87	85	80	85	84	85	84.75	84.75		
							Run 2										
7	7	9480573	FOMCHENKO Mihail	RUS		1996	Run 1	30	30	25	28	30	30	29.50	29.50		
							Run 2										
8	23	9480728	SMELOV Aleksandr	RUS		1996	Run 1	79	80	75	77	79	75	77.50	77.50		
							Run 2										
9	4	9110006	IRARRAZAVAL Inaqui	CHI	R	1992	Run 1	63	65	70	74	66	65	66.50	66.50		
							Run 2										
10	15	9040167	MCALPIN Joss	AUS		1994	Run 1	77	83	82	81	74	73	78.50	78.50		
							Run 2										
11	6	9320132	CHOI Jun-Ha	KOR	R	1997	Run 1	82	84	78	79	75	80	79.75	79.75		
							Run 2										
12	8	9180087	PARTANEN Aleksi	FIN	R	1992	Run 1	92	90	90	90	91	90	90.25	90.25		
							Run 2										

Forerunners

F1 - YRAZBAEV Adinet KAZ

Progression system: Competitors start in reverse order of their qualification results.



Shymbulak Ski Resort

Almaty 2017
28TH WINTER UNIVERSIADE

SUN 5 FEB 2017
Start Time 14:30

Snowboard
Men's Slopestyle
Final Run 2



Start List

Start Order	Bib	FIS Code	Name	CTRY Code	YB	Run	J1	J2	J3	J4	J5	J6	Score	Best Score	Tie	Race Points
-------------	-----	----------	------	-----------	----	-----	----	----	----	----	----	----	-------	------------	-----	-------------

Legend:

G	Goofy	J	Judge	R	Regular	YB	Year of Birth
----------	-------	----------	-------	----------	---------	-----------	---------------





Results

Jury				Technical Data			
FIS Technical Delegate:	ZINKIV Olha	UKR		Course Name	Shymbulak		
Chief of Competition:	POTAPOV Alexey	RUS		Start Altitude	2656m		
Head Judge:	HIGGINS Kevin	CAN		Finish Altitude	2514m		
FISU TD - Race Director:	SUNDEKVIKT Ola	SWE		Vertical Drop	142m		
				Course Length	360m		
				Number of Jump Features	2		
				Number of Jibbing Features	2		
Officials				Judges			
Chief of Slopestyle:	VORONA Evgeny	UKR		Judge 1	AKHTYAMOV Ruslan	RUS	
Course Designer:	VORONA Evgeny	UKR		Judge 2	HEINRICH Oliver	AUT	
				Judge 3	KIM Jin Youl	KOR	
				Judge 4	BETSCHART Markus Urs	SUI	
				Judge 5	SLADKAROV Marin	BUL	
				Judge 6	BILKIEWICZ Bartosz Jerzy	POL	

Number of Competitors: 27, Number of Countries: 17

Rank	Bib	FIS Code	Name	CTRY Code	YB	Run	J1	J2	J3	J4	J5	J6	Score	Best Score	Tie	Race Points
------	-----	----------	------	-----------	----	-----	----	----	----	----	----	----	-------	------------	-----	-------------

RESULTS FROM FINAL

1	2	9480456	MATVEEV Mikhail	RUS	G	1996	Run 1	87	85	80	85	84	85	84.75	94.50		70.00
							Run 2	95	95	95	96	93	92	94.50			
2	8	9180087	PARTANEN Aleks	FIN	R	1992	Run 1	92	90	90	90	91	90	90.25	90.25		56.00
							Run 2	37	33	36	38	45	38	37.25			
3	1	9150083	MIKYSKA Martin	CZE	R	1994	Run 1	65	70	65	65	68	60	65.75	87.75		42.00
							Run 2	90	88	86	87	88	88	87.75			
4	6	9320132	CHOI Jun-Ha	KOR	R	1997	Run 1	82	84	78	79	75	80	79.75	79.75		35.00
							Run 2	35	36	38	30	31	35	34.25			
5	15	9040167	MCALPIN Joss	AUS		1994	Run 1	77	83	82	81	74	73	78.50	78.50		31.50
							Run 2	34	46	42	42	51	34	41.00			
6	23	9480728	SMELOV Aleksandr	RUS		1996	Run 1	79	80	75	77	79	75	77.50	77.50		28.00
							Run 2	19	21	33	20	21	22	21.00			
7	4	9110006	IRARRAZAVAL Inaqui	CHI	R	1992	Run 1	63	65	70	74	66	65	66.50	73.50		25.20
							Run 2	75	77	68	73	72	74	73.50			
8	26	9220089	PATON Calum	GBR		1994	Run 1	27	25	30	20	17	25	24.25	61.75		22.40
							Run 2	61	60	62	67	64	59	61.75			
9	5	9030046	ODRIOZOLA Inaki	ARG		1996	Run 1	59	53	60	58	59	55	57.75	57.75		20.30
							Run 2	50	44	46	40	47	42	44.75			
10	17	9400087	FALHABER Bart	NED		1991	Run 1	10	16	20	10	15	20	15.25	52.75		18.20
							Run 2	53	57	55	53	50	50	52.75			
11	3	9560189	PODLOGAR Peter	SLO	G	1994	Run 1	45	40	40	45	46	40	42.50	42.50		16.80
							Run 2	20	14	15	15	15	10	14.75			
12	7	9480573	FOMCHENKO Mihail	RUS		1996	Run 1	30	30	25	28	30	30	29.50	39.00		15.40
							Run 2	38	41	45	32	40	37	39.00			

RESULTS FROM QUALIFICATION

13	21	9670023	DEONISYEV Stepan	KAZ		1991	Run 1	10	18	16	17	21	22	18.00	45.75		14.00
							Run 2	54	51	48	46	33	38	45.75			



Results

Rank	Bib	FIS Code	Name	CTRY Code	YB	Run	J1	J2	J3	J4	J5	J6	Score	Best Score	Tie	Race Points
14	13	1124946	LI Fengfeng	CHN	1990	Run 1	30	30	28	40	39	44	34.75	34.75		12.60
						Run 2	24	20	22	24	26	22	23.00			
15	16	9190341	BAISAMY Timothe	FRA	1997	Run 1	32	33	30	42	41	29	34.00	34.00		11.20
						Run 2	13	21	17	20	23	15	18.25			
16	19	1124965	FENG Changjun	CHN	1994	Run 1	33	27	27	24	26	33	28.25	32.50		10.50
						Run 2	31	32	39	25	30	37	32.50			
17	24	9320152	CHOI Jun-Young	KOR	1995	Run 1	31	31	37	33	30	34	32.25	32.25		9.80
						Run 2	19	22	27	20	18	36	22.00			
18	22	1124966	YANG Chengying	CHN	1993	Run 1	24	29	26	37	33	36	31.00	31.00		9.10
						Run 2	24	19	19	19	12	19	19.00			
19	20	9190272	TOURKI Yannis	FRA	R 1995	Run 1	13	12	5	10	12	10	11.00	30.75		8.40
						Run 2	32	33	32	22	26	44	30.75			
20	12	9310008	KOLAREVIC Janko	SRB	1997	Run 1	26	26	23	31	31	38	28.50	28.75		7.70
						Run 2	24	22	24	35	34	39	28.75			
21	14	9320107	LEE Hyun-Su	KOR	1996	Run 1	27	25	15	28	25	30	26.25	26.25		7.00
						Run 2	15	16	13	23	20	34	18.50			
22	25	9390006	GRIGORJEV Kaspar	EST	1991	Run 1	17	19	25	16	19	21	19.00	24.50		6.30
						Run 2	23	22	22	31	32	20	24.50			
23	18	9150148	LOHYNKY Jan	CZE	1995	Run 1	22	23	14	19	22	23	21.50	21.50		
						Run 2	14	17	24	16	17	15	16.25			
24	11	9320176	CHOI Jun-Kyu	KOR	1990	Run 1	20	22	22	15	24	20	21.00	21.00		
						Run 2	17	19	19	12	22	18	18.25			
	27	1214931	MAKHMUDOV Daniyar	UZB	1993	Run 1							DNS	DNS		
						Run 2							DNS			
	10	9190296	CUNY Matteo	FRA	R 1996	Run 1							DNS	DNS		
						Run 2							DNS			
	9	9531148	MAWEJJE Brolin	UGA	1992	Run 1							DNS	DNS		
						Run 2							DNS			

Forerunners

F1 - YRAZBAEV Adinet KAZ

Conditions on course

Qualification: Sunny Snow Temperature: -12°C / 10.4°F Temperature - Start: -15°C / 5°F Temperature - Finish: -17°C / 1.4°F
 Final: Cloudy Snow Temperature: -12°C / 10.4°F Temperature - Start: -15°C / 5°F Temperature - Finish: -9°C / 15.8°F

Progression system: Competitors start in reverse order of their qualification results.

Legend:

DNS Did Not Start G Goofy J Judge R Regular
 YB Year of Birth



Start List

Jury			Technical Data		
FIS Technical Delegate:	ZINKIV Olha	UKR	Course Name	Shymbulak	
Chief of Competition:	POTAPOV Alexey	RUS	Start Altitude	2656m	
Head Judge:	HIGGINS Kevin	CAN	Finish Altitude	2514m	
FISU TD - Race Director:	SUNDEKVIST Ola	SWE	Vertical Drop	142m	
			Course Length	360m	
			Number of Jump Features	2	
			Number of Jibbing Features	2	
Officials			Judges		
Chief of Slopestyle:	VORONA Evgeny	UKR	Judge 1	AKHTYAMOV Ruslan	RUS
Course Designer:	VORONA Evgeny	UKR	Judge 2	HEINRICH Oliver	AUT
			Judge 3	KIM Jin Youl	KOR
			Judge 4	BETSCHART Markus Urs	SUI
			Judge 5	SLADKAROV Marin	BUL
			Judge 6	BILKIEWICZ Bartosz Jerzy	POL

Number of Competitors: 27, Number of Countries: 17

Start Order	Bib	FIS Code	Name	CTRY Code	YB	Run	J1	J2	J3	J4	J5	J6	Score	Best Score	Tie	Race Points
1	7	9480573	FOMCHENKO Mihail	RUS		Run 1 Run 2										
2	3	9560189	PODLOGAR Peter	SLO	G	Run 1 Run 2										
3	9	9531148	MAWEJJE Brolin	UGA		Run 1 Run 2										
4	6	9320132	CHOI Jun-Ha	KOR	R	Run 1 Run 2										
5	10	9190296	CUNY Matteo	FRA	R	Run 1 Run 2										
6	5	9030046	ODRIOZOLA Inaki	ARG		Run 1 Run 2										
7	15	9040167	MCALPIN Joss	AUS		Run 1 Run 2										
8	2	9480456	MATVEEV Mikhail	RUS	G	Run 1 Run 2										
9	13	1124946	LI Fengfeng	CHN		Run 1 Run 2										
10	14	9320107	LEE Hyun-Su	KOR		Run 1 Run 2										
11	8	9180087	PARTANEN Aleks	FIN	R	Run 1 Run 2										
12	16	9190341	BAISAMY Timothe	FRA		Run 1 Run 2										
13	11	9320176	CHOI Jun-Kyu	KOR		Run 1 Run 2										
14	1	9150083	MIKYSKA Martin	CZE	R	Run 1 Run 2										
15	12	9310008	KOLAREVIC Janko	SRB		Run 1 Run 2										



Start List

Start Order	Bib	FIS Code	Name	CTRY Code	YB	Run	J1	J2	J3	J4	J5	J6	Score	Best Score	Tie	Race Points	
16	4	9110006	IRARRAZAVAL Inaqui	CHI	R	1992	Run 1										
							Run 2										
17	21	9670023	DEONISYEV Stepan	KAZ		1991	Run 1										
							Run 2										
18	17	9400087	FALHABER Bart	NED		1991	Run 1										
							Run 2										
19	27	1214931	MAKHMUDOV Daniyar	UZB		1993	Run 1										
							Run 2										
20	18	9150148	LOHYNSKY Jan	CZE		1995	Run 1										
							Run 2										
21	20	9190272	TOURKI Yannis	FRA	R	1995	Run 1										
							Run 2										
22	23	9480728	SMELOV Aleksandr	RUS		1996	Run 1										
							Run 2										
23	19	1124965	FENG Changjun	CHN		1994	Run 1										
							Run 2										
24	26	9220089	PATON Calum	GBR		1994	Run 1										
							Run 2										
25	25	9390006	GRIGORJEV Kaspar	EST		1991	Run 1										
							Run 2										
26	22	1124966	YANG Chengying	CHN		1993	Run 1										
							Run 2										
27	24	9320152	CHOI Jun-Young	KOR		1995	Run 1										
							Run 2										

Forerunners	
F1 - YRAZBAEV Adinet	KAZ

Progression system: The top 12 competitors (based on best run) advance to the Final.

Legend:	G	Goofy	J	Judge	R	Regular	YB	Year of Birth
---------	---	-------	---	-------	---	---------	----	---------------





Start List

Jury			Technical Data		
FIS Technical Delegate:	PTACNIK Stanislav	FIS	Course Name	Cerma	
Head Judge:	RENAUD Genevieve	CAN	Start Altitude	835m	
Chief of Competition:	FUSSEK Sarah	FIS	Finish Altitude	750m	
FIS Race Director:	BJORNEBOE John	FIS	Vertical Drop	85m	
			Course Length	400m	
			Number of Jump Features	1	
			Number of Jibbing Features	3	
Officials			Judges		
Chief of Slopestyle:	KEKUBAYEV ALMAS	KAZ	Judge 1	KOSTIN Vladimir	KAZ
Course Designer & Builder:	VALLIMAE Janek	EST	Judge 2	RUSIN Bartosz	POL
Assistant Head Judge:	JOVAN KASTELIC Nina	SLO	Judge 3	MATIC Milan	CYP
			Judge 4	OECHSLE Anna-Lena	IBSF
			Judge 5	JANSSENS Stefan	BEL
			Judge 6	ZAJAC Krzysztof	POL

Number of Competitors: 30, Number of Countries: 16

Start Order	Bib	FIS Code	Name	CTRY Code	YB	Run	J1	J2	J3	J4	J5	J6	Score	Best Score	Tie	Race Points
1	1	1124946	LI Fengfeng	CHN	1990	Run 1	56	59	54	56	56	56	56.00	56.00		
						Run 2										
2	2	9190296	CUNY Matteo	FRA	R 1996	Run 1	56	56	56	54	45	45	52.75	52.75		
						Run 2										
3	3	9320176	CHOI Jun-Kyu	KOR	1990	Run 1	56	74	47	59	69	58	60.50	60.50		
						Run 2										
4	4	9040167	MCALPIN Joss	AUS	1994	Run 1	57	56	45	57	45	45	50.75	50.75		
						Run 2										
5	5	9480456	MATVEEV Mikhail	RUS	G 1996	Run 1	54	63	65	58	58	74	61.00	61.00		
						Run 2										
6	6	9531148	MAWEJJE Brolin	UGA	1992	Run 1	58	65	68	65	96	54	64.00	64.00		
						Run 2										
7	7	9110006	IRARRAZAVAL Inaqui	CHI	R 1992	Run 1	5	56	84	54	45	56	52.75	52.75		
						Run 2										
8	8	9190341	BAISAMY Timothe	FRA	1997	Run 1	65	55	57	65	45	48	56.25	56.25		
						Run 2										
9	9	9320132	CHOI Jun-Ha	KOR	R 1997	Run 1	53	36	2	79	39	83	51.75	51.75		
						Run 2										
10	10	9030046	ODRIOZOLA Inaki	ARG	1996	Run 1	94	25	82	95	97	62	83.25	83.25		
						Run 2										
11	11	9180087	PARTANEN Aleks	FIN	R 1992	Run 1	69	49	2	4	65	53	42.75	42.75		
						Run 2										
12	12	9150083	MIKYSKA Martin	CZE	R 1994	Run 1	69	18	83	17	13	35	34.75	34.75		
						Run 2										
13	13	9320107	LEE Hyun-Su	KOR	1996	Run 1	73	24	8	98	6	15	30.00	30.00		
						Run 2										
14	14	9190179	PALLADIO Nicolas	FRA	R 1994	Run 1	68	66	83	83	97	29	75.00	75.00		
						Run 2										
15	15	9480573	FOMCHENKO Mihail	RUS	1996	Run 1	46	69	64	89	75	80	72.00	72.00		
						Run 2										



Start List

Start Order	Bib	FIS Code	Name	CTRY Code	YB	Run	J1	J2	J3	J4	J5	J6	Score	Best Score	Tie	Race Points	
16	16	9560189	PODLOGAR Peter	SLO	G	1994	Run 1	59	74	6	74	21	96	57.00	57.00		
							Run 2										
17	17	9400087	FALHABER Bart	NED		1991	Run 1	44	92	37	44	80	81	62.25	62.25		
							Run 2										
18	18	9150148	LOHYNKY Jan	CZE		1995	Run 1	39	36	23	66	6	16	28.50	28.50		
							Run 2										
19	19	1124965	FENG Changjun	CHN		1994	Run 1	76	96	20	68	27	31	50.50	50.50		
							Run 2										
20	20	9190272	TOURKI Yannis	FRA	R	1995	Run 1	79	86	51	73	58	96	74.00	74.00		
							Run 2										
21	21	9670026	KUMAKBAYEV Zhomart	KAZ		1990	Run 1	89	80	43	4	58	39	55.00	55.00		
							Run 2										
22	22	9480728	SMELOV Aleksandr	RUS		1996	Run 1	29	99	3	11	54	14	27.00	27.00		
							Run 2										
23	23	9670023	DEONISYEV Stepan	KAZ		1991	Run 1	78	25	85	2	44	61	52.00	52.00		
							Run 2										
24	24	9670022	ALEXEYEV Alexandr	KAZ		1991	Run 1	6	79	63	49	13	79	51.00	51.00		
							Run 2										
25	25	1124966	YANG Chengying	CHN		1993	Run 1	61	91	47	74	95	34	68.25	68.25		
							Run 2										
26	26	1214931	MAKHMUDOV Daniyar	UZB		1993	Run 1	45	70	35	40	55	1	43.75	43.75		
							Run 2										
27	27	9390006	GRIGORJEV Kaspar	EST		1991	Run 1							DNS	DNS		
							Run 2										
28	28	9670024	IONOV Maxim	KAZ		1997	Run 1	39	36	78	84	38	7	47.75	47.75		
							Run 2										
29	29	9320152	CHOI Jun-Young	KOR		1995	Run 1	13	65	42	7	90	3	31.75	31.75		
							Run 2										
30	30	9220089	PATON Calum	GBR		1994	Run 1							DNF	DNF		
							Run 2										

Forerunners

F1 -	F2 -	F3 -
F4 -		

Progression system: The top 12 competitors (based on best run) from each heat advance to the Final.

Legend:

DNF	Did Not Finish	DNS	Did Not Start	G	Goofy	J	Judge
R	Regular	YB	Year of Birth				



Results

Jury			Technical Data		
FIS Technical Delegate:	ZINKIV Olha	UKR	Course Name	Shymbulak	
Chief of Competition:	POTAPOV Alexey	RUS	Start Altitude	2656m	
Head Judge:	HIGGINS Kevin	CAN	Finish Altitude	2514m	
FISU TD - Race Director:	SUNDEKVIKST Ola	SWE	Vertical Drop	142m	
			Course Length	360m	
			Number of Jump Features	2	
			Number of Jibbing Features	2	
Officials			Judges		
Chief of Slopestyle:	VORONA Evgeny	UKR	Judge 1	AKHTYAMOV Ruslan	RUS
Course Designer:	VORONA Evgeny	UKR	Judge 2	HEINRICH Oliver	AUT
			Judge 3	KIM Jin Youl	KOR
			Judge 4	BETSCHART Markus Urs	SUI
			Judge 5	SLADKAROV Marin	BUL
			Judge 6	BILKIEWICZ Bartosz Jerzy	POL

Number of Competitors: 27, Number of Countries: 17

Rank	Bib	FIS Code	Name	CTRY Code	YB	Run	J1	J2	J3	J4	J5	J6	Score	Best Score	Tie	Race Points
------	-----	----------	------	-----------	----	-----	----	----	----	----	----	----	-------	------------	-----	-------------

QUALIFIED TO FINAL

1	8	9180087	PARTANEN Aleksii	FIN	R	1992	Run 1	90	95	88	89	78	90	89.25	89.25		
							Run 2	23	36	20	37	40	39	33.75			
2	6	9320132	CHOI Jun-Ha	KOR	R	1997	Run 1	45	40	45	35	40	40	41.25	85.25		
							Run 2	87	90	86	82	81	86	85.25			
3	15	9040167	MCALPIN Joss	AUS		1994	Run 1	80	81	82	84	80	85	81.75	81.75		
							Run 2	34	34	38	32	31	31	32.00			
4	4	9110006	IRARRAZAVAL Inaqui	CHI	R	1992	Run 1	75	77	75	75	67	75	75.00	79.75		
							Run 2	76	84	78	83	80	78	79.75			
5	23	9480728	SMELOV Aleksandr	RUS		1996	Run 1	77	73	76	79	79	80	77.75	77.75		
							Run 2	19	21	16	27	20	16	19.00			
6	7	9480573	FOMCHENKO Mihail	RUS		1996	Run 1	73	72	80	84	77	73	75.75	75.75		
							Run 2	29	18	24	20	24	16	21.50			
7	2	9480456	MATVEEV Mikhail	RUS	G	1996	Run 1	36	35	35	45	47	35	37.75	74.00		
							Run 2	75	74	72	72	75	79	74.00			
8	3	9560189	PODLOGAR Peter	SLO	G	1994	Run 1	70	70	70	68	66	70	69.50	73.75		
							Run 2	76	75	77	70	73	71	73.75			
9	5	9030046	ODRIOZOLA Inaki	ARG		1996	Run 1	18	20	18	22	28	25	21.25	66.50		
							Run 2	68	66	67	63	65	77	66.50			
10	26	9220089	PATON Calum	GBR		1994	Run 1	56	62	58	57	60	50	57.75	57.75		
							Run 2	17	24	18	20	13	14	17.25			
11	17	9400087	FALHABER Bart	NED		1991	Run 1	42	38	39	47	36	42	40.25	56.00		
							Run 2	57	60	54	53	49	60	56.00			
12	1	9150083	MIKYSKA Martin	CZE	R	1994	Run 1	35	28	24	49	47	45	38.75	52.50		
							Run 2	55	59	57	45	53	44	52.50			

NOT QUALIFIED

13	21	9670023	DEONISYEV Stepan	KAZ		1991	Run 1	10	18	16	17	21	22	18.00	45.75		
							Run 2	54	51	48	46	33	38	45.75			



Results

Rank	Bib	FIS Code	Name	CTRY Code	YB	Run	J1	J2	J3	J4	J5	J6	Score	Best Score	Tie	Race Points
14	13	1124946	LI Fengfeng	CHN	1990	Run 1	30	30	28	40	39	44	34.75	34.75		
						Run 2	24	20	22	24	26	22	23.00			
15	16	9190341	BAISAMY Timothe	FRA	1997	Run 1	32	33	30	42	41	29	34.00	34.00		
						Run 2	13	21	17	20	23	15	18.25			
16	19	1124965	FENG Changjun	CHN	1994	Run 1	33	27	27	24	26	33	28.25	32.50		
						Run 2	31	32	39	25	30	37	32.50			
17	24	9320152	CHOI Jun-Young	KOR	1995	Run 1	31	31	37	33	30	34	32.25	32.25		
						Run 2	19	22	27	20	18	36	22.00			
18	22	1124966	YANG Chengying	CHN	1993	Run 1	24	29	26	37	33	36	31.00	31.00		
						Run 2	24	19	19	19	12	19	19.00			
19	20	9190272	TOURKI Yannis	FRA	R 1995	Run 1	13	12	5	10	12	10	11.00	30.75		
						Run 2	32	33	32	22	26	44	30.75			
20	12	9310008	KOLAREVIC Janko	SRB	1997	Run 1	26	26	23	31	31	38	28.50	28.75		
						Run 2	24	22	24	35	34	39	28.75			
21	14	9320107	LEE Hyun-Su	KOR	1996	Run 1	27	25	15	28	25	30	26.25	26.25		
						Run 2	15	16	13	23	20	34	18.50			
22	25	9390006	GRIGORJEV Kaspar	EST	1991	Run 1	17	19	25	16	19	21	19.00	24.50		
						Run 2	23	22	22	31	32	20	24.50			
23	18	9150148	LOHYNKY Jan	CZE	1995	Run 1	22	23	14	19	22	23	21.50	21.50		
						Run 2	14	17	24	16	17	15	16.25			
24	11	9320176	CHOI Jun-Kyu	KOR	1990	Run 1	20	22	22	15	24	20	21.00	21.00		
						Run 2	17	19	19	12	22	18	18.25			
	27	1214931	MAKHMUDOV Daniyar	UZB	1993	Run 1							DNS	DNS		
						Run 2							DNS			
	10	9190296	CUNY Matteo	FRA	R 1996	Run 1							DNS	DNS		
						Run 2							DNS			
	9	9531148	MAWEJJE Brolin	UGA	1992	Run 1							DNS	DNS		
						Run 2							DNS			

Forerunners

F1 - YRAZBAEV Adinet KAZ

Conditions on course

Qualification: Sunny Snow Temperature: -12°C / 10.4°F Temperature - Start: -15°C / 5°F Temperature - Finish: -17°C / 1.4°F

Progression system: The top 12 competitors (based on best run) from each heat advance to the Final.

Legend:

DNS Did Not Start G Goofy J Judge R Regular
YB Year of Birth



Almaty 2017

28TH WINTER UNIVERSIADE



SNOWBOARD

Men's Snowboard Cross



Results

Jury			Technical Data	
FIS Technical Delegate:	ZEZIN Denis	RUS	Course Name	Shymbulak
Chief of finish:	ZINKIV Olha	UKR	Start Altitude	2523m
Chief of Competition:	ILYUSHENKOV Vyacheslav	RUS	Finish Altitude	2343m
FISU TD - Race Director:	SUNDEKVIST Ola	SWE	Vertical Drop	180m
			Course Length	900m
			Number of Features	17
Officials				
Chief of Course:	MEDOVOLKIN Yury	RUS		
Course Builder:	ILYUSHENKOV Vyacheslav	RUS		
Start Referee:	TRUBETSKOY Sergei	RUS		
Finish Referee:	GALUSHKIN Alexey	RUS		
Course Setter:	ILYUSHENKOV Vyacheslav	RUS		

Number of Competitors: 34, Number of Countries: 17

Rank	Bib	FIS Code	Name	CTRY Code	YB	Seeding Rank	Race Points
BIG FINAL							
1	1	9190369	LE BLE Leo	FRA	1997		140.00
2	3	9190356	APILLI Guilhem	FRA	1996		112.00
3	2	9510344	PERRENOUD Sandro	SUI	1996		84.00
4	5	9480435	MUKHUTDINOV Evgeniy	RUS	1993		70.00
SMALL FINAL							
5	11	9480261	KOPRIVITSA Anton	RUS	1991		63.00
6	16	9100765	WHITE Austin	CAN	1998		56.00
7	7	9190278	DREME Vincent	FRA	1996		50.40
8	4	9510253	SUTER Mario	SUI	1993		44.80
QUARTERFINALS							
Finished 3rd in their heat							
9	6	9300733	TAKAHARA Yoshiki	JPN	1998	6	40.60
10	9	9150142	SYKORA Daniel	CZE	1994	9	36.40
11	12	9510272	BEER Dominic	SUI	1993	12	33.60
12	15	9690065	ALEKSANDROVSKYY Roman	UKR	1994	15	30.80
Finished 4th in their heat							
13	10	9510335	TANDLER Philipp	SUI	1996	10	28.00
14	13	9430095	WAL Dawid	POL	1992	13	25.20
15	19	9430127	BODZIONY Piotr	POL	1995	19	22.40
16	25	1774911	GUBAEV Timur	KGZ	1992	25	21.00



Almaty 2017
28th WINTER UNIVERSIADE

Shymbulak Ski Resort

WED 1 FEB 2017
Start Time 13:00

Snowboard

Men's Snowboard Cross



Results

Rank	Bib	FIS Code	Name	CTRY Code	YB	Seeding Rank	Race Points
------	-----	----------	------	-----------	----	--------------	-------------

1/8 FINALS

Finished 3rd in their heat

17	8	9480252	KIYANITSYN Phillipp	RUS	1994	8	19.60
18	14	9670013	YUDAYEV Maxim	KAZ	1997	14	18.20
19	18	1774913	VAKURIN Aleksey	KGZ	1994	18	16.80
20	21	1783059	ARLAUSKAS Laurynas	LTU	1995	21	15.40
21	23	9220064	GREEN Douglas	GBR	1998	23	14.00
22	27	9670023	DEONISYEV Stepan	KAZ	1991	27	12.60
23	29	9680006	BURDULI David	GEO	1993	29	11.20
24	32	9680008	PALIANI Nikoloz	GEO	1994	32	9.80

Finished 4th in their heat

25	17	9690061	BIHUS Taras	UKR	1993	17	8.40
26	20	1774914	VAKURIN Pavel	KGZ	1994	20	7.00
27	22	9670012	PANIN Oleg	KAZ	1996	22	6.30
28	24	9150143	BOHUNEK Petr	CZE	1991	24	5.60
29	26	9030046	ODRIOZOLA Inaki	ARG	1996	26	5.04
30	28	9320172	MUN Jeong-Uk	KOR	1996	28	
31	30	9670026	KUMAKBAYEV Zhomart	KAZ	1990	30	
32	31	9220039	WAGNER Robert	GBR	1989	31	

DID NOT QUALIFY

17	9700022	BACO Matej	SVK	1992	DNS
30	1214931	MAKHMUDOV Daniyar	UZB	1993	DNS

Forerunners

F1 - BEGIMBETOV Dulat	KAZ	F2 - PALIN Gleb	KAZ	F3 - YRAZBAEV Adinet	KAZ
F4 - FAIZYLLIN Ruslan	KAZ				

Conditions on course

Qualification: CLOUDY	Snow Temperature: -6°C / 21.2°F	Temperature - Start: -8°C / 17.6°F	Temperature - Finish: 2°C / 35.6°F
Final: SUNNY	Snow Temperature: -2°C / 28.4°F	Temperature - Start: -2°C / 28.4°F	Temperature - Finish: 2°C / 35.6°F

Legend:

DNS Did Not Start YB Year of Birth





Brackets

Number of Competitors: 32, Number of Countries: 15

1/8 Finals		Quarterfinals		Semifinals		Finals		
EF 1 (1/16)		QF 1 (9/16)		SF 1 (13/16)		Small Final (15/16)		
Bib	Rk	Bib	Rk	Bib	Rk	Bib	Rk	
1 R3 LE BLE Leo	FRA 1	1 R3 LE BLE Leo	FRA 1	1 R3 LE BLE Leo	FRA 1	11 B12 KOPRIVITSA Anton	RUS 1	
16 G4 WHITE Austin	CAN 2	16 B12 WHITE Austin	CAN 2	5 B12 MUKHUTDINOV Evgeniy	RUS 2	16 Y1 WHITE Austin	CAN 2	
32 Y1 PALIANI Nikoloz	GEO 3	9 G4 SYKORA Daniel	CZE 3	4 G4 SUTER Mario	SUI 3	7 G4 DREME Vincent	FRA 3	
17 B12 BIHUS Taras	UKR DNF	25 Y1 GUBAEV Timur	KGZ 4	16 Y1 WHITE Austin	CAN 4	4 R3 SUTER Mario	SUI DNF	
EF 2 (2/16)		QF 2 (10/16)		SF 2 (14/16)		Big Final (16/16)		
Bib	Rk	Bib	Rk	Bib	Rk	Bib	Rk	
9 G4 SYKORA Daniel	CZE 1	5 G4 MUKHUTDINOV Evgeniy	RUS 1	2 R3 PERRENOUD Sandro	SUI 1	1 R3 LE BLE Leo	FRA 1	
25 Y1 GUBAEV Timur	KGZ 2	4 R3 SUTER Mario	SUI 2	3 G4 APILLI Guilhem	FRA 2	3 B12 APILLI Guilhem	FRA 2	
8 R3 KIYANITSYN Phillip	RUS 3	12 B12 BEER Dominic	SUI 3	11 Y1 KOPRIVITSA Anton	RUS 3	2 G4 PERRENOUD Sandro	SUI 3	
24 B12 BOHUNEK Petr	CZE 4	13 Y1 WAL Dawid	POL 4	7 B12 DREME Vincent	FRA 4	5 Y1 MUKHUTDINOV Evgeniy	RUS 4	
EF 3 (3/16)		QF 3 (11/16)		SF 2 (14/16)		Final Ranking		
Bib	Rk	Bib	Rk	Bib	Rk			
5 R4 MUKHUTDINOV Evgeniy	RUS 1	3 R3 APILLI Guilhem	FRA 1	2 R3 PERRENOUD Sandro	SUI 1	Gold	LE BLE Leo	FRA
12 G3 BEER Dominic	SUI 2	11 B12 KOPRIVITSA Anton	RUS 2	3 G4 APILLI Guilhem	FRA 2	Silver	APILLI Guilhem	FRA
21 B12 ARLAUSKAS Laurynas	LTU 3	6 G4 TAKAHARA Yoshiki	JPN 3	11 Y1 KOPRIVITSA Anton	RUS 3	Bronze	PERRENOUD Sandro	SUI
28 Y1 MUN Jeong-Uk	KOR 4	19 Y1 BODZIONY Piotr	POL 4	7 B12 DREME Vincent	FRA 4		4 MUKHUTDINOV Evgeniy	RUS
EF 4 (4/16)		QF 4 (12/16)					5 KOPRIVITSA Anton	RUS
Bib	Rk	Bib	Rk				6 WHITE Austin	CAN
4 R3 SUTER Mario	SUI 1	2 R3 PERRENOUD Sandro	SUI 1				7 DREME Vincent	FRA
13 G4 WAL Dawid	POL 2	7 G4 DREME Vincent	FRA 2				8 SUTER Mario	SUI
29 Y1 BURDULI David	GEO 3	15 Y1 ALEKSANDROVSKYY R.	UKR 3					
20 B12 VAKURIN Pavel	KGZ DSQ	10 B12 TANDLER Philipp	SUI DSQ					
EF 5 (5/16)								
Bib	Rk							
3 R3 APILLI Guilhem	FRA 1							
19 B12 BODZIONY Piotr	POL 2							
14 G4 YUDAYEV Maxim	KAZ 3							
30 Y1 KUMAKBAYEV Zhomart	KAZ 4							
EF 6 (6/16)								
Bib	Rk							
11 G4 KOPRIVITSA Anton	RUS 1							
6 R3 TAKAHARA Yoshiki	JPN 2							
27 Y1 DEONISYEV Stepan	KAZ 3							
22 B12 PANIN Oleg	KAZ 4							
EF 7 (7/16)								
Bib	Rk							
7 R3 DREME Vincent	FRA 1							
10 G4 TANDLER Philipp	SUI 2							
23 B12 GREEN Douglas	GBR 3							
26 Y1 ODRIOZOLA Inaki	ARG 4							
EF 8 (8/16)								
Bib	Rk							
2 R3 PERRENOUD Sandro	SUI 1							
15 G4 ALEKSANDROVSKYY R.	UKR 2							
18 B12 VAKURIN Aleksey	KGZ 3							
31 Y1 WAGNER Robert	GBR 4							

Progression rule: The heats for the Finals will be set based on the rank of the top 32 men from the seeding phase. In the 1/8 Finals and the Quarterfinals the first two ranked competitors in each heat proceed to the next phase. In the Semifinals the first two ranked competitors of each heat proceed to the Big Final. The 3rd to 4th ranked competitors of each heat proceed to the Small Final.

Note:
Bibs are assigned based upon seeding results. The competitor with the lowest bib of each heat starts with the red (R) bib, the second lowest with the green (G), the third with blue (B) and the fourth with yellow (Y).

Legend:							
(n)	Absolute Heat Number	BI	Blue	DNF	Did Not Finish	DSQ	Disqualified
EF	1/8 Final	G	Green	QF	Quarterfinal	R	Red
Rk	Rank	SF	Semifinal	Y	Yellow		





Lane Choice Analysis

Number of Competitors: 32, Number of Countries: 15

Rank	Bib	FIS Code	Name	CTR YCo	Qualification Time	Lane number				Lane Choice				Progression
						EF	QF	SF	F	1	2	3	4	
BIG FINAL														
1	1	9190369	LE BLE Leo	FRA		3	3	3	3			4		(EF1_3-1, QF9_3-1, SF13_3-1, F16_3-1)
2	3	9190356	APILLI Guilhem	FRA		3	3	4	2		1	2	1	(EF5_3-1, QF11_3-1, SF14_4-2, F16_2-2)
3	2	9510344	PERRENOUD Sandro	SUI		3	3	3	4			3	1	(EF8_3-1, QF12_3-1, SF14_3-1, F16_4-3)
4	5	9480435	MUKHUTDINOV Evgeniy	RUS		4	4	2	1	1	1		2	(EF3_4-1, QF10_4-1, SF13_2-2, F16_1-4)
SMALL FINAL														
5	11	9480261	KOPRIVITSA Anton	RUS		4	2	1	2	1	2		1	(EF6_4-1, QF11_2-2, SF14_1-3, F15_2-1)
6	16	9100765	WHITE Austin	CAN		4	2	1	1	2	1		1	(EF1_4-2, QF9_2-2, SF13_1-4, F15_1-2)
7	7	9190278	DREME Vincent	FRA		3	4	2	4		1	1	2	(EF7_3-1, QF12_4-2, SF14_2-4, F15_4-3)
8	4	9510253	SUTER Mario	SUI		3	3	4	3			3	1	(EF4_3-1, QF10_3-2, SF13_4-3, F15_3-4)
QUARTERFINALS														
Finished 3rd in their heat														
9	6	9300733	TAKAHARA Yoshiaki	JPN	1:05.78	3	4					1	1	(EF6_3-2, QF11_4-3)
10	9	9150142	SYKORA Daniel	CZE	1:06.61	4	4						2	(EF2_4-1, QF9_4-3)
11	12	9510272	BEER Dominic	SUI	1:07.27	3	2				1	1		(EF3_3-2, QF10_2-3)
12	15	9690065	ALEKSANDROVSKYY Roman	UKR	1:07.69	4	1						1	(EF8_4-2, QF12_1-3)
Finished 4th in their heat														
13	10	9510335	TANDLER Philipp	SUI	1:06.65	4	2				1		1	(EF7_4-2, QF12_2-4)
14	13	9430095	WAL Dawid	POL	1:07.37	4	1				1		1	(EF4_4-2, QF10_1-4)
15	19	9430127	BODZIONY Piotr	POL	1:09.53	2	1				1	1		(EF5_2-2, QF11_1-4)
16	25	1774911	GUBAEV Timur	KGZ	1:13.47	1	1				2			(EF2_1-2, QF9_1-4)
1/8 FINALS														
Finished 3rd in their heat														
17	8	9480252	KIYANITSYN Phillipp	RUS	1:06.29	3						1		(EF2_3-3)
18	14	9670013	YUDAYEV Maxim	KAZ	1:07.51	4							1	(EF5_4-3)
19	18	1774913	VAKURIN Aleksey	KGZ	1:08.21	2					1			(EF8_2-3)
20	21	1783059	ARLAUSKAS Laurynas	LTU	1:10.04	2					1			(EF3_2-3)
21	23	9220064	GREEN Douglas	GBR	1:11.29	2					1			(EF7_2-3)
22	27	9670023	DEONISYEV Stepan	KAZ	1:14.11	1					1			(EF6_1-3)
23	29	9680006	BURDULI David	GEO	1:17.00	1					1			(EF4_1-3)
24	32	9680008	PALIANI Nikoloz	GEO	1:21.54	1					1			(EF1_1-3)
Finished 4th in their heat														
25	17	9690061	BIHUS Taras	UKR	1:08.17	2					1			(EF1_2-4)
26	20	1774914	VAKURIN Pavel	KGZ	1:09.59	2					1			(EF4_2-4)
27	22	9670012	PANIN Oleg	KAZ	1:10.27	2					1			(EF6_2-4)
28	24	9150143	BOHUNEK Petr	CZE	1:12.40	2					1			(EF2_2-4)
29	26	9030046	ODRIOZOLA Inaki	ARG	1:13.63	1					1			(EF7_1-4)
30	28	9320172	MUN Jeong-Uk	KOR	1:14.12	1					1			(EF3_1-4)
31	30	9670026	KUMAKBAYEV Zhomart	KAZ	1:17.51	1					1			(EF5_1-4)
32	31	9220039	WAGNER Robert	GBR	1:19.40	1					1			(EF8_1-4)



Lane Choice Analysis

Rank	Bib	FIS Code	Name	CTR YCo	Qualification Time	Lane number				Lane Choice				Progression
						EF	QF	SF	F	1	2	3	4	

Explanation of progression:

These codes tell how a competitor progresses through the competition (by phase). The information is given on the following format:

"Ph_L-R" where P=Phase, h=Heat number _ L=Lane number-R=Heat rank

Example:

EF5_2-1, QF3_2-1, SF2_3-2, F1_2-1

means in 1/8 Final heat 5, the competitor picked lane 2 and placed 1st, in Quarterfinal heat 3 the competitor picked lane 2 and placed 1st, in the Semifinal heat 2 the competitor picked lane 3 and the competitor placed 2nd, in the Big Final the competitor picked lane 2 and placed 1st

Note:

In the 1/8 Finals and the Quarterfinals the first two ranked competitors of each heat proceed to the next phase. The third and fourth ranked competitors get the rankings based on their seeding time.

In the Semifinals the first two ranked competitors of each heat proceed to the Big Final. The third and fourth ranked competitors of each heat proceed to the Small Final.

Legend:

DSQ	Disqualified	EF	1/8 Final	F	Final	QF	Quarterfinals
SF	Semifinals						





Start List

Jury			Technical Data	
FIS Technical Delegate:	ZEZIN Denis	RUS	Course Name	Shymbulak
Chief of finish:	ZINKIV Olha	UKR	Start Altitude	2523m
Chief of Competition:	ILYUSHENKOV Vyacheslav	RUS	Finish Altitude	2343m
FISU TD - Race Director:	SUNDEKVIST Ola	SWE	Vertical Drop	180m
			Course Length	900m
			Number of Features	17
Officials				
Chief of Course:	MEDOVOLKIN Yury	RUS		
Course Builder:	ILYUSHENKOV Vyacheslav	RUS		
Start Referee:	MALYGINA Anastasia	RUS		
Finish Referee:	SMETANIN Aleksander	RUS		
Course Setter:	ILYUSHENKOV Vyacheslav	RUS		

Number of Competitors: 34, Number of Countries: 17

Start Order	Bib	Fis Code	Name	CTRY Code	YB	Run 1		Run 2		Best Time	Diff
						Time	Rank	Time	Rank		
1	1	9480435	MUKHUTDINOV Evgeniy	RUS	1993						
2	2	9690065	ALEKSANDROVSKYY Roman	UKR	1994						
3	3	9190278	DREME Vincent	FRA	1996						
4	4	9480252	KIYANITSYN Phillipp	RUS	1994						
5	5	9320172	MUN Jeong-Uk	KOR	1996						
6	6	9480261	KOPRIVITSA Anton	RUS	1991						
7	7	9190356	APILLI Guilhem	FRA	1996						
8	8	9510344	PERRENOUD Sandro	SUI	1996						
9	9	9220039	WAGNER Robert	GBR	1989						
10	10	9510335	TANDLER Philipp	SUI	1996						
11	11	9190369	LE BLE Leo	FRA	1997						
12	12	9150142	SYKORA Daniel	CZE	1994						
13	13	9100765	WHITE Austin	CAN	1998						
14	14	9300733	TAKAHARA Yoshiki	JPN	1998						
15	15	9690061	BIHUS Taras	UKR	1993						
16	16	9670013	YUDAYEV Maxim	KAZ	1997						
17	17	9700022	BACO Matej	SVK	1992						
18	18	9030046	ODRIOZOLA Inaki	ARG	1996						
19	19	9150143	BOHUNEK Petr	CZE	1991						
20	20	9510272	BEER Dominic	SUI	1993						
21	21	9680006	BURDULI David	GEO	1993						
22	22	1774913	VAKURIN Aleksey	KGZ	1994						
23	23	9510253	SUTER Mario	SUI	1993						
24	24	9220064	GREEN Douglas	GBR	1998						
25	25	1783059	ARLAUSKAS Laurynas	LTU	1995						
26	26	1774914	VAKURIN Pavel	KGZ	1994						
27	27	9670012	PANIN Oleg	KAZ	1996						
28	28	1774911	GUBAEV Timur	KGZ	1992						
29	* 29	9680008	PALIANI Nikoloz	GEO	1994						
30	* 30	1214931	MAKHMUDOV Daniyar	UZB	1993						
31	* 31	9430095	WAL Dawid	POL	1992						
32	* 32	9430127	BODZIONY Piotr	POL	1995						
33	* 33	9670023	DEONISYEV Stepan	KAZ	1991						
34	* 34	9670026	KUMAKBAYEV Zhomart	KAZ	1990						



Start List

Start Order	Bib	Fis Code	Name	CTRY Code	YB	Run 1		Run 2		Best Time	Diff
						Time	Rank	Time	Rank		
Forerunners											
F1 -	BEGIMBETOV	Dulat	KAZ	F2 -	PALIN	Gleb	KAZ	F3 -	YRAZBAEV	Adinet	KAZ
F4 -	FAIZYLLIN	Ruslan	KAZ								

Legend:

* Snowseed **Diff** Difference **YB** Year of Birth





Start List

Jury			Technical Data	
FIS Technical Delegate:	ZEZIN Denis	RUS	Course Name	Shymbulak
Chief of finish:	YAHEEV Anatoly	RUS	Start Altitude	2523m
Chief of Competition:	ILYUSHENKOV Vyacheslav	RUS	Finish Altitude	2343m
FISU TD - Race Director:	SUNDEKVIST Ola	SWE	Vertical Drop	180m
			Course Length	900m
			Number of Features	17
Officials				
Chief of Course:	MEDOVOLKIN Yury	RUS		
Course Builder:	ILYUSHENKOV Vyacheslav	RUS		
Start Referee:	MALYGINA Anastasia	RUS		
Finish Referee:	SMETANIN Aleksander	RUS		
Course Setter:	ILYUSHENKOV Vyacheslav	RUS		

Number of Competitors: 34, Number of Countries: 17

Start Order	Bib	Fis Code	Name	CTRY Code	YB	Run 1		Run 2		Best Time	Diff
						Time	Rank	Time	Rank		
1	16	9670013	YUDAYEV Maxim	KAZ	1997	1:07.51	10				
2	15	9690061	BIHUS Taras	UKR	1993	1:08.17	14				
3	14	9300733	TAKAHARA Yoshiki	JPN	1998	1:06.70	7				
4	13	9100765	WHITE Austin	CAN	1998	1:08.06	13				
5	12	9150142	SYKORA Daniel	CZE	1994	1:06.61	5				
6	11	9190369	LE BLE Leo	FRA	1997	1:05.37	2				
7	10	9510335	TANDLER Philipp	SUI	1996	1:06.68	6				
8	9	9220039	WAGNER Robert	GBR	1989	DSQ					
9	8	9510344	PERRENOUD Sandro	SUI	1996	1:05.18	1				
10	7	9190356	APILLI Guilhem	FRA	1996	1:05.90	3				
11	6	9480261	KOPRIVITSA Anton	RUS	1991	1:06.81	8				
12	5	9320172	MUN Jeong-Uk	KOR	1996	1:14.12	27				
13	4	9480252	KIYANITSYN Phillipp	RUS	1994	1:06.98	9				
14	3	9190278	DREME Vincent	FRA	1996	1:07.98	12				
15	2	9690065	ALEKSANDROVSKYY Roman	UKR	1994	1:08.18	15				
16	1	9480435	MUKHUTDINOV Evgeniy	RUS	1993	1:06.44	4				
17	17	9700022	BACO Matej	SVK	1992	DNS					
18	18	9030046	ODRIOZOLA Inaki	ARG	1996	1:14.83	28				
19	19	9150143	BOHUNEK Petr	CZE	1991	1:12.40	23				
20	20	9510272	BEER Dominic	SUI	1993	1:09.61	18				
21	21	9680006	BURDULI David	GEO	1993	1:18.48	30				
22	22	1774913	VAKURIN Aleksey	KGZ	1994	1:09.43	17				
23	23	9510253	SUTER Mario	SUI	1993	1:07.73	11				
24	24	9220064	GREEN Douglas	GBR	1998	1:13.52	25				
25	25	1783059	ARLAUSKAS Laurynas	LTU	1995	1:10.71	19				
26	26	1774914	VAKURIN Pavel	KGZ	1994	1:10.96	20				
27	27	9670012	PANIN Oleg	KAZ	1996	1:11.48	22				
28	28	1774911	GUBAEV Timur	KGZ	1992	1:13.47	24				
29	* 29	9680008	PALIANI Nikoloz	GEO	1994	1:22.88	31				
30	* 30	1214931	MAKHMUDOV Daniyar	UZB	1993	DNS					
31	* 31	9430095	WAL Dawid	POL	1992	1:09.19	16				
32	* 32	9430127	BODZIONY Piotr	POL	1995	1:11.06	21				
33	* 33	9670023	DEONISYEV Stepan	KAZ	1991	1:14.11	26				
34	* 34	9670026	KUMAKBAYEV Zhomart	KAZ	1990	1:17.92	29				



Start List

Start Order	Bib	Fis Code	Name	CTRY Code	YB	Run 1		Run 2		Best Time	Diff
						Time	Rank	Time	Rank		
Forerunners											
F1 -	BEGIMBETOV	Dulat	KAZ	F2 -	PALIN	Gleb	KAZ	F3 -	YRAZBAEV	Adinet	KAZ
F4 -	FAIZYLLIN	Ruslan	KAZ								

Legend:

*	Snowseed	Diff	Difference	DNS	Did Not Start	DSQ	Disqualified
YB	Year of Birth						





Results

Jury			Technical Data		
FIS Technical Delegate:	ZEZIN Denis	RUS	Course Name	Shymbulak	
Chief of finish:	ZINKIV Olha	UKR	Start Altitude	2523m	
Chief of Competition:	ILYUSHENKOV Vyacheslav	RUS	Finish Altitude	2343m	
FISU TD - Race Director:	SUNDEKVIŠT Ola	SWE	Vertical Drop	180m	
			Course Length	900m	
			Number of Features	17	
Officials					
Chief of Course:	MEDOVOLKIN Yury	RUS			
Course Builder:	ILYUSHENKOV Vyacheslav	RUS			
Start Referee:	MALYGINA Anastasia	RUS			
Finish Referee:	SMETANIN Aleksander	RUS			
Course Setter:	ILYUSHENKOV Vyacheslav	RUS			

Number of Competitors: 34, Number of Countries: 17

Rank	Bib	Fis Code	Name	CTRY Code	YB	Run 1		Run 2		Best Time	Diff
						Time	Rank	Time	Rank		
1	11	9190369	LE BLE Leo	FRA	1997	1:05.37	2	1:05.07	1	1:05.07	Q
2	8	9510344	PERRENOUD Sandro	SUI	1996	1:05.18	1	1:05.32	3	1:05.18	0.11 Q
3	7	9190356	APILLI Guilhem	FRA	1996	1:05.90	3	1:05.29	2	1:05.29	0.22 Q
4	23	9510253	SUTER Mario	SUI	1993	1:07.73	11	1:05.32	3	1:05.32	0.25 Q
5	1	9480435	MUKHUTDINOV Evgeniy	RUS	1993	1:06.44	4	1:05.38	5	1:05.38	0.31 Q
6	14	9300733	TAKAHARA Yoshiki	JPN	1998	1:06.70	7	1:05.78	6	1:05.78	0.71 Q
7	3	9190278	DREME Vincent	FRA	1996	1:07.98	12	1:05.84	7	1:05.84	0.77 Q
8	4	9480252	KIYANITSYN Phillipp	RUS	1994	1:06.98	9	1:06.29	8	1:06.29	1.22 Q
9	12	9150142	SYKORA Daniel	CZE	1994	1:06.61	5	1:08.12	14	1:06.61	1.54 Q
10	10	9510335	TANDLER Philipp	SUI	1996	1:06.68	6	1:06.65	9	1:06.65	1.58 Q
11	6	9480261	KOPRIVITSA Anton	RUS	1991	1:06.81	8	1:07.15	10	1:06.81	1.74 Q
12	20	9510272	BEER Dominic	SUI	1993	1:09.61	18	1:07.27	11	1:07.27	2.20 Q
13	31	9430095	WAL Dawid	POL	1992	1:09.19	16	1:07.37	12	1:07.37	2.30 Q
14	16	9670013	YUDAYEV Maxim	KAZ	1997	1:07.51	10	1:08.27	17	1:07.51	2.44 Q
15	2	9690065	ALEKSANDROVSKYY Roman	UKR	1994	1:08.18	15	1:07.69	13	1:07.69	2.62 Q
16	13	9100765	WHITE Austin	CAN	1998	1:08.06	13	1:09.01	18	1:08.06	2.99 Q
17	15	9690061	BIHUS Taras	UKR	1993	1:08.17	14	1:08.25	16	1:08.17	3.10 Q
18	22	1774913	VAKURIN Aleksey	KGZ	1994	1:09.43	17	1:08.21	15	1:08.21	3.14 Q
19	32	9430127	BODZIONY Piotr	POL	1995	1:11.06	21	1:09.53	19	1:09.53	4.46 Q
20	26	1774914	VAKURIN Pavel	KGZ	1994	1:10.96	20	1:09.59	20	1:09.59	4.52 Q
21	25	1783059	ARLAUSKAS Laurynas	LTU	1995	1:10.71	19	1:10.04	21	1:10.04	4.97 Q
22	27	9670012	PANIN Oleg	KAZ	1996	1:11.48	22	1:10.27	22	1:10.27	5.20 Q
23	24	9220064	GREEN Douglas	GBR	1998	1:13.52	25	1:11.29	23	1:11.29	6.22 Q
24	19	9150143	BOHUNEK Petr	CZE	1991	1:12.40	23	1:15.06	25	1:12.40	7.33 Q
25	28	1774911	GUBAEV Timur	KGZ	1992	1:13.47	24	1:16.55	27	1:13.47	8.40 Q
26	18	9030046	ODRIOZOLA Inaki	ARG	1996	1:14.83	28	1:13.63	24	1:13.63	8.56 Q
27	33	9670023	DEONISYEV Stepan	KAZ	1991	1:14.11	26	1:15.65	26	1:14.11	9.04 Q
28	5	9320172	MUN Jeong-Uk	KOR	1996	1:14.12	27	DSQ		1:14.12	9.05 Q
29	21	9680006	BURDULI David	GEO	1993	1:18.48	30	1:17.00	28	1:17.00	11.93 Q
30	34	9670026	KUMAKBAYEV Zhomart	KAZ	1990	1:17.92	29	1:17.51	29	1:17.51	12.44 Q
31	9	9220039	WAGNER Robert	GBR	1989	DSQ		1:19.40	30	1:19.40	14.33 Q
32	29	9680008	PALIANI Nikoloz	GEO	1994	1:22.88	31	1:21.54	31	1:21.54	16.47 Q
	17	9700022	BACO Matej	SVK	1992	DNS		DNS			
	30	1214931	MAKHMUDOV Daniyar	UZB	1993	DNS		DNS			



Results

Rank	Bib	Fis Code	Name	CTRY Code	YB	Run 1		Run 2		Best Time	Diff
						Time	Rank	Time	Rank		
Forerunners											
F1 -	BEGIMBETOV	Dulat	KAZ	F2 -	PALIN	Gleb	KAZ	F3 -	YRAZBAEV	Adinet	KAZ
F4 -	FAIZYLLIN	Ruslan	KAZ								
Conditions on course											
Qualification: CLOUDY			Snow Temperature: -6°C / 21.2°F			Temperature - Start: -8°C / 17.6°F			Temperature - Finish: 2°C / 35.6°F		

Legend:

Diff Difference **DNS** Did Not Start **DSQ** Disqualified **YB** Year of Birth





Almaty 2017

28TH WINTER UNIVERSIADE



SNOWBOARD

Men's Big Air



Start List

Jury			Technical Data		
FIS Technical Delegate:	ZINKIV Olha	UKR	Course Name	Tabagan	
Head Judge:	HIGGINS Kevin	CAN	In run distance	60m	
Chief of Competition:	POTAPOV Alexey	RUS	In run gradient	28°	
FISU TD - Race Director:	SUNDEKVIST Ola	SWE	Take off to Knoll distance	14m	
			Jump height	3.5m	
			Landing gradient	36°	
Officials			Judges		
Chief of Big Air:	ROZOV Artem	RUS	Judge 1	KIM Jin Youl	KOR
			Judge 2	BILKIEWICZ Bartosz Jerzy	POL
			Judge 3	SLADKAROV Marin	BUL
			Judge 4	HEINRICH Oliver	AUT
			Judge 5	BETSCHART Markus Urs	SUI
			Judge 6	AKHTYAMOV Ruslan	RUS

Number of Competitors: 12, Number of Countries: 8

Start Order	Bib	FIS Code	Name	CTRY Code	YB	Run	J1	J2	J3	J4	J5	J6	Score	Best Score	Tie	Race Points
1	23	9320152	CHOI Jun-Young	KOR	R	1995	Run 1									
							Run 2									
2	25	9320176	CHOI Jun-Kyu	KOR	R	1990	Run 1									
							Run 2									
3	15	9190272	TOURKI Yannis	FRA	R	1995	Run 1									
							Run 2									
4	27	9040167	MCALPIN Joss	AUS	R	1994	Run 1									
							Run 2									
5	4	9190296	CUNY Matteo	FRA	R	1996	Run 1									
							Run 2									
6	2	9030046	ODRIOZOLA Inaki	ARG	G	1996	Run 1									
							Run 2									
7	6	9480573	FOMCHENKO Mihail	RUS	R	1996	Run 1									
							Run 2									
8	7	9560189	PODLOGAR Peter	SLO	G	1994	Run 1									
							Run 2									
9	19	9480728	SMELOV Aleksandr	RUS	R	1996	Run 1									
							Run 2									
10	1	9110006	IRARRAZAVAL Inaqui	CHI	R	1992	Run 1									
							Run 2									
11	13	9150083	MIKYSKA Martin	CZE	R	1994	Run 1									
							Run 2									
12	3	9480456	MATVEEV Mikhail	RUS	G	1996	Run 1									
							Run 2									

Forerunners					
F1 - Yevdokin Denis	KAZ	F2 - Avdonat Vlad	KAZ	F3 -	
F4 -					

Progression system: Competitors start in reverse order of their qualification results.



Tabagan Ski Resort

Snowboard

Men's Big Air

Final Run 1



Almaty 2017
28TH WINTER UNIVERSIADE

TUE 7 FEB 2017
Start Time 14:30

Start List

Start Order	Bib	FIS Code	Name	CTRY Code	YB	Run	J1	J2	J3	J4	J5	J6	Score	Best Score	Tie	Race Points
-------------	-----	----------	------	-----------	----	-----	----	----	----	----	----	----	-------	------------	-----	-------------

Legend:

G	Goofy	J	Judge	R	Regular	YB	Year of Birth
----------	-------	----------	-------	----------	---------	-----------	---------------





Start List

Jury				Technical Data			
FIS Technical Delegate:	ZINKIV Olha	UKR		Course Name	Tabagan		
Head Judge:	HIGGINS Kevin	CAN		In run distance	60m		
Chief of Competition:	POTAPOV Alexey	RUS		In run gradient	28°		
FISU TD - Race Director:	SUNDEKVIST Ola	SWE		Take off to Knoll distance	14m		
				Jump height	3.5m		
				Landing gradient	36°		
Officials				Judges			
Chief of Big Air:	ROZOV Artem	RUS		Judge 1	KIM Jin Youl	KOR	
				Judge 2	BILKIEWICZ Bartosz Jerzy	POL	
				Judge 3	SLADKAROV Marin	BUL	
				Judge 4	HEINRICH Oliver	AUT	
				Judge 5	BETSCHART Markus Urs	SUI	
				Judge 6	AKHTYAMOV Ruslan	RUS	

Number of Competitors: 12, Number of Countries: 8

Start Order	Bib	FIS Code	Name	CTRY Code	YB	Run	J1	J2	J3	J4	J5	J6	Score	Best Score	Tie	Race Points	
1	23	9320152	CHOI Jun-Young	KOR	R	1995	Run 1	70	65	74	65	67	65	66.75	66.75		
							Run 2										
2	25	9320176	CHOI Jun-Kyu	KOR	R	1990	Run 1	67	62	69	60	61	60	62.50	62.50		
							Run 2										
3	15	9190272	TOURKI Yannis	FRA	R	1995	Run 1	32	35	32	38	39	35	35.00	35.00		
							Run 2										
4	27	9040167	MCALPIN Joss	AUS	R	1994	Run 1	87	90	84	89	87	90	88.25	88.25		
							Run 2										
5	4	9190296	CUNY Matteo	FRA	R	1996	Run 1	12	10	13	11	14	14	12.50	12.50		
							Run 2										
6	2	9030046	ODRIOZOLA Inaki	ARG	G	1996	Run 1	73	70	74	70	73	68	71.50	71.50		
							Run 2										
7	6	9480573	FOMCHENKO Mihail	RUS	R	1996	Run 1	76	75	76	63	64	70	71.25	71.25		
							Run 2										
8	7	9560189	PODLOGAR Peter	SLO	G	1994	Run 1	28	17	20	28	24	20	23.00	23.00		
							Run 2										
9	19	9480728	SMELOV Aleksandr	RUS	R	1996	Run 1	74	72	78	75	78	73	74.50	74.50		
							Run 2										
10	1	9110006	IRARRAZAVAL Inaqui	CHI	R	1992	Run 1	83	80	85	80	82	80	81.25	81.25		
							Run 2										
11	13	9150083	MIKYSKA Martin	CZE	R	1994	Run 1	85	85	87	92	93	87	87.75	87.75		
							Run 2										
12	3	9480456	MATVEEV Mikhail	RUS	G	1996	Run 1	94	94	94	97	96	95	94.75	94.75		
							Run 2										

Forerunners			
F1 - Yevdokin Denis	KAZ	F2 - Avdonat Vlad	KAZ
F4 -		F3 -	

Progression system: Competitors start in reverse order of their qualification results.



Tabagan Ski Resort

Snowboard

Men's Big Air

Final Run 2



Almaty 2017
28TH WINTER UNIVERSIADE

TUE 7 FEB 2017
Start Time 15:30

Start List

Start Order	Bib	FIS Code	Name	CTRY Code	YB	Run	J1	J2	J3	J4	J5	J6	Score	Best Score	Tie	Race Points
-------------	-----	----------	------	-----------	----	-----	----	----	----	----	----	----	-------	------------	-----	-------------

Legend:

G	Goofy	J	Judge	R	Regular	YB	Year of Birth
----------	-------	----------	-------	----------	---------	-----------	---------------





Results

Jury			Technical Data		
FIS Technical Delegate:	ZINKIV Olha	UKR	Course Name	Tabagan	
Head Judge:	HIGGINS Kevin	CAN	In run distance	60m	
Chief of Competition:	POTAPOV Alexey	RUS	In run gradient	28°	
FISU TD - Race Director:	SUNDEKVIST Ola	SWE	Take off to Knoll distance	14m	
			Jump height	3.5m	
			Landing gradient	36°	
Officials			Judges		
Chief of Big Air:	ROZOV Artem	RUS	Judge 1	KIM Jin Youl	KOR
			Judge 2	BILKIEWICZ Bartosz Jerzy	POL
			Judge 3	SLADKAROV Marin	BUL
			Judge 4	HEINRICH Oliver	AUT
			Judge 5	BETSCHART Markus Urs	SUI
			Judge 6	AKHTYAMOV Ruslan	RUS

Number of Competitors: 28, Number of Countries: 16

Rank	Bib	FIS Code	Name	CTRY Code	YB	Run	J1	J2	J3	J4	J5	J6	Score	Best Score	Tie	Race Points
------	-----	----------	------	-----------	----	-----	----	----	----	----	----	----	-------	------------	-----	-------------

RESULTS FROM FINAL

1	3	9480456	MATVEEV Mikhail	RUS	G	1996	Run 1	94	94	94	97	96	95	94.75	94.75		90.00
							Run 2	89	92	88	87	89	85	88.25			
2	27	9040167	MCALPIN Joss	AUS	R	1994	Run 1	87	90	84	89	87	90	88.25	88.25		72.00
							Run 2	80	78	78	83	85	86	81.50			
3	13	9150083	MIKYSKA Martin	CZE	R	1994	Run 1	85	85	87	92	93	87	87.75	87.75		54.00
							Run 2	36	38	30	36	27	31	33.25			
4	1	9110006	IRARRAZAVAL Inaqui	CHI	R	1992	Run 1	83	80	85	80	82	80	81.25	81.25		45.00
							Run 2	60	58	58	65	66	56	60.25			
5	7	9560189	PODLOGAR Peter	SLO	G	1994	Run 1	28	17	20	28	24	20	23.00	76.00		40.50
							Run 2	78	78	75	73	76	75	76.00			
6	19	9480728	SMELOV Aleksandr	RUS	R	1996	Run 1	74	72	78	75	78	73	74.50	74.50		36.00
							Run 2	34	37	27	34	30	30	32.00			
7	2	9030046	ODRIOZOLA Inaki	ARG	G	1996	Run 1	73	70	74	70	73	68	71.50	71.50		32.40
							Run 2	16	16	15	23	17	25	18.00			
8	6	9480573	FOMCHENKO Mihail	RUS	R	1996	Run 1	76	75	76	63	64	70	71.25	71.25		28.80
							Run 2	26	30	34	27	21	21	26.00			
9	23	9320152	CHOI Jun-Young	KOR	R	1995	Run 1	70	65	71	65	67	65	66.75	70.50		26.10
							Run 2	74	73	73	68	68	66	70.50			
10	25	9320176	CHOI Jun-Kyu	KOR	R	1990	Run 1	67	62	69	60	61	60	62.50	65.75		23.40
							Run 2	69	71	70	59	60	64	65.75			
11	15	9190272	TOURKI Yannis	FRA	R	1995	Run 1	32	35	32	38	39	35	35.00	56.00		21.60
							Run 2	55	50	59	55	55	59	56.00			
12	4	9190296	CUNY Matteo	FRA	R	1996	Run 1	12	10	13	11	14	14	12.50	16.50		19.80
							Run 2	24	15	14	12	20	17	16.50			

RESULTS FROM QUALIFICATION

13	24	9400087	FALHABER Bart	NED	G	1991	Run 1	20	18	16	18	27	22	19.50	65.50		18.00
							Run 2	67	68	65	57	66	64	65.50			



Results

Rank	Bib	FIS Code	Name	CTRY Code	YB	Run	J1	J2	J3	J4	J5	J6	Score	Best Score	Tie	Race Points	
14	12	9150148	LOHYNSKY Jan	CZE	R	1995	Run 1	60	60	62	61	62	65	61.25	62.75		16.20
							Run 2	64	57	68	64	60	63	62.75			
15	22	9390006	GRIGORJEV Kaspar	EST	G	1991	Run 1	62	55	60	55	57	62	58.50	58.50		14.40
							Run 2	17	23	22	22	21	21	21.50			
16	11	1124965	FENG Changjun	CHN	G	1994	Run 1	56	63	59	58	59	55	58.00	58.00		13.50
							Run 2	34	36	24	28	28	23	28.50			
17	9	9190341	BAISAMY Timothe	FRA	G	1997	Run 1	52	50	56	52	55	56	53.75	55.50		12.60
							Run 2	54	52	53	59	58	57	55.50			
18	21	9320107	LEE Hyun-Su	KOR	R	1996	Run 1	49	45	53	45	50	50	48.50	54.25		11.70
							Run 2	52	52	58	56	55	54	54.25			
19	10	9180087	PARTANEN Aleks	FIN	R	1992	Run 1	30	28	23	22	31	35	28.00	45.50		10.80
							Run 2	44	38	49	46	53	43	45.50			
20	5	9310008	KOLAREVIC Janko	SRB	G	1997	Run 1	40	40	49	48	36	40	42.00	42.00		9.90
							Run 2	12	16	18	16	16	12	15.00			
21	18	1124966	YANG Chengying	CHN	R	1993	Run 1	42	37	47	44	32	42	41.25	41.25		9.00
							Run 2	19	15	12	16	21	15	16.25			
22	8	9320132	CHOI Jun-Ha	KOR	R	1997	Run 1	25	25	20	20	25	25	23.75	35.50		8.10
							Run 2	32	35	38	36	40	33	35.50			
23	16	9670025	KARMOZIN Gleb	KAZ		1991	Run 1	35	35	36	34	34	26	34.50	34.50		7.20
							Run 2	28	21	21	19	18	17	19.75			
24	28	9670023	DEONISYEV Stepan	KAZ	R	1991	Run 1	22	16	15	14	23	23	19.00	19.00		6.30
							Run 2	20	17	16	12	26	22	18.75			
25	14	1124946	LI Fengfeng	CHN	R	1990	Run 1	15	20	22	12	20	15	17.50	17.50		
							Run 2	9	12	12	9	14	16	11.75			
26	17	9670022	ALEXEYEV Alexandr	KAZ		1991	Run 1	18	15	19	14	22	14	16.50	16.50		
							Run 2	10	13	21	12	10	12	11.75			
	26	9510253	SUTER Mario	SUI		1993	Run 1							DNS	DNS		
							Run 2							DNS			
	20	1214931	MAKHMUDOV Daniyar	UZB		1993	Run 1							DNS	DNS		
							Run 2							DNS			

Forerunners			
F1 - Yevdokin Denis	KAZ	F2 - Avdonat Vlad	KAZ
F4 -		F3 -	

Conditions on course			
Qualification:	Sky clear	Snow Temperature: -7°C / 19.4°F	Temperature - Start: -11°C / 12.2°F Temperature - Finish:
Final:	Sky clear	Snow Temperature: -7°C / 19.4°F	Temperature - Start: -11°C / 12.2°F Temperature - Finish:

Progression system: Competitors start in reverse order of their qualification results.





Tabagan Ski Resort

Snowboard

Men's Big Air



Almaty 2017
28TH WINTER UNIVERSIADE

TUE 7 FEB 2017
Start Time 15:30

Results

Rank	Bib	FIS Code	Name	CTRY Code	YB	Run	J1	J2	J3	J4	J5	J6	Score	Best Score	Tie	Race Points
------	-----	----------	------	-----------	----	-----	----	----	----	----	----	----	-------	------------	-----	-------------

Legend:

DNS	Did Not Start	G	Goofy	J	Judge	R	Regular
YB	Year of Birth						





Start List

REVISED
7 FEB 9:12

Jury			Technical Data		
FIS Technical Delegate:	ZINKIV Olha	UKR	Course Name	Tabagan	
Head Judge:	HIGGINS Kevin	CAN	In run distance	60m	
Chief of Competition:	POTAPOV Alexey	RUS	In run gradient	28°	
FISU TD - Race Director:	SUNDEKVIST Ola	SWE	Take off to Knoll distance	14m	
			Jump height	3.5m	
			Landing gradient	36°	
Officials			Judges		
Chief of Big Air:	ROZOU Artem	RUS	Judge 1	KIM Jin Youl	KOR
			Judge 2	BILKIEWICZ Bartosz Jerzy	POL
			Judge 3	SLADKAROV Marin	BUL
			Judge 4	HEINRICH Oliver	AUT
			Judge 5	BETSCHART Markus Urs	SUI
			Judge 6	AKHTYAMOV Ruslan	RUS

Number of Competitors: 28, Number of Countries: 16

Start Order	Bib	FIS Code	Name	CTRY Code	YB	Run	J1	J2	J3	J4	J5	J6	Score	Best Score	Tie	Race Points
1	4	9190296	CUNY Matteo	FRA	R	1996	Run 1									
							Run 2									
2	12	9150148	LOHYSKY Jan	CZE	R	1995	Run 1									
							Run 2									
3	14	1124946	LI Fengfeng	CHN	R	1990	Run 1									
							Run 2									
4	13	9150083	MIKYSKA Martin	CZE	R	1994	Run 1									
							Run 2									
5	3	9480456	MATVEEV Mikhail	RUS	G	1996	Run 1									
							Run 2									
6	8	9320132	CHOI Jun-Ha	KOR	R	1997	Run 1									
							Run 2									
7	2	9030046	ODRIOZOLA Inaki	ARG	G	1996	Run 1									
							Run 2									
8	11	1124965	FENG Changjun	CHN	G	1994	Run 1									
							Run 2									
9	10	9180087	PARTANEN Aleks	FIN	R	1992	Run 1									
							Run 2									
10	1	9110006	IRARRAZAVAL Inaqui	CHI	R	1992	Run 1									
							Run 2									
11	6	9480573	FOMCHENKO Mihail	RUS	R	1996	Run 1									
							Run 2									
12	15	9190272	TOURKI Yannis	FRA	R	1995	Run 1									
							Run 2									
13	7	9560189	PODLOGAR Peter	SLO	G	1994	Run 1									
							Run 2									
14	5	9310008	KOLAREVIC Janko	SRB	G	1997	Run 1									
							Run 2									
15	16	9670025	KARMOZIN Gleb	KAZ		1991	Run 1									
							Run 2									



Tabagan Ski Resort

Almaty 2017
28th WINTER UNIVERSIADE

TUE 7 FEB 2017
Start Time 11:30

Snowboard

Men's Big Air

Qualification Run 1



Start List

REVISED
7 FEB 9:12

Start Order	Bib	FIS Code	Name	CTRY Code	YB	Run	J1	J2	J3	J4	J5	J6	Score	Best Score	Tie	Race Points	
16	9	9190341	BAISAMY Timothe	FRA	G	1997	Run 1										
							Run 2										
17	17	9670022	ALEXEYEV Alexandr	KAZ		1991	Run 1										
							Run 2										
18	20	1214931	MAKHMUDOV Daniyar	UZB		1993	Run 1										
							Run 2										
19	21	9320107	LEE Hyun-Su	KOR	R	1996	Run 1										
							Run 2										
20	27	9040167	MCALPIN Joss	AUS	R	1994	Run 1										
							Run 2										
21	25	9320176	CHOI Jun-Kyu	KOR	R	1990	Run 1										
							Run 2										
22	18	1124966	YANG Chengying	CHN	R	1993	Run 1										
							Run 2										
23	23	9320152	CHOI Jun-Young	KOR	R	1995	Run 1										
							Run 2										
24	19	9480728	SMELOV Aleksandr	RUS	R	1996	Run 1										
							Run 2										
25	22	9390006	GRIGORJEV Kaspar	EST	G	1991	Run 1										
							Run 2										
26	24	9400087	FALHABER Bart	NED	G	1991	Run 1										
							Run 2										
27	26	9510253	SUTER Mario	SUI		1993	Run 1										
							Run 2										
28	28	9670023	DEONISYEV Stepan	KAZ	R	1991	Run 1										
							Run 2										

Forerunners

F1 - Yevdokin Denis	KAZ	F2 - Avdonat Vlad	KAZ	F3 -
F4 -				

Progression system: The top 12 competitors (based on best run) from each heat advance to the Final.

Legend:

G	Goofy	J	Judge	R	Regular	YB	Year of Birth
----------	-------	----------	-------	----------	---------	-----------	---------------

Corrected name and nation of Chief of Big Air, added missing stances and corrected jump height





Start List

Jury			Technical Data		
FIS Technical Delegate:	ZINKIV Olha	UKR	Course Name	Tabagan	
Head Judge:	HIGGINS Kevin	CAN	In run distance	60m	
Chief of Competition:	POTAPOV Alexey	RUS	In run gradient	28°	
FISU TD - Race Director:	SUNDEKVIST Ola	SWE	Take off to Knoll distance	14m	
			Jump height	3.5m	
			Landing gradient	36°	
Officials			Judges		
Chief of Big Air:	ROZOV Artem	RUS	Judge 1	KIM Jin Youl	KOR
			Judge 2	BILKIEWICZ Bartosz Jerzy	POL
			Judge 3	SLADKAROV Marin	BUL
			Judge 4	HEINRICH Oliver	AUT
			Judge 5	BETSCHART Markus Urs	SUI
			Judge 6	AKHTYAMOV Ruslan	RUS

Number of Competitors: 28, Number of Countries: 16

Start Order	Bib	FIS Code	Name	CTRY Code	YB	Run	J1	J2	J3	J4	J5	J6	Score	Best Score	Tie	Race Points	
1	4	9190296	CUNY Matteo	FRA	R	1996	Run 1	70	70	73	75	73	70	71.50	71.50		
							Run 2										
2	12	9150148	LOHYSKY Jan	CZE	R	1995	Run 1	60	60	62	61	62	65	61.25	61.25		
							Run 2										
3	14	1124946	LI Fengfeng	CHN	R	1990	Run 1	15	20	22	42	20	15	17.50	17.50		
							Run 2										
4	13	9150083	MIKYSKA Martin	CZE	R	1994	Run 1	65	65	69	65	66	72	66.25	66.25		
							Run 2										
5	3	9480456	MATVEEV Mikhail	RUS	G	1996	Run 1	76	78	77	79	78	78	77.75	77.75		
							Run 2										
6	8	9320132	CHOI Jun-Ha	KOR	R	1997	Run 1	25	25	20	20	25	25	23.75	23.75		
							Run 2										
7	2	9030046	ODRIOZOLA Inaki	ARG	G	1996	Run 1	74	74	75	74	75	75	74.50	74.50		
							Run 2										
8	11	1124965	FENG Changjun	CHN	G	1994	Run 1	56	63	59	58	59	55	58.00	58.00		
							Run 2										
9	10	9180087	PARTANEN Aleksi	FIN	R	1992	Run 1	30	28	23	22	31	35	28.00	28.00		
							Run 2										
10	1	9110006	IRARRAZAVAL Inaqui	CHI	R	1992	Run 1	72	76	74	73	74	72	73.25	73.25		
							Run 2										
11	6	9480573	FOMCHENKO Mihail	RUS	R	1996	Run 1	80	72	78	77	76	76	76.75	76.75		
							Run 2										
12	15	9190272	TOURKI Yannis	FRA	R	1995	Run 1	68	68	70	68	70	73	69.00	69.00		
							Run 2										
13	7	9560189	PODLOGAR Peter	SLO	G	1994	Run 1	78	75	76	70	74	71	74.00	74.00		
							Run 2										
14	5	9310008	KOLAREVIC Janko	SRB	G	1997	Run 1	40	40	49	48	36	40	42.00	42.00		
							Run 2										
15	16	9670025	KARMOZIN Gleb	KAZ		1991	Run 1	35	35	36	34	34	26	34.50	34.50		
							Run 2										



Start List

Start Order	Bib	FIS Code	Name	CTRY Code	YB	Run	J1	J2	J3	J4	J5	J6	Score	Best Score	Tie	Race Points	
16	9	9190341	BAISAMY Timothe	FRA	G	1997	Run 1	52	50	56	52	55	56	53.75	53.75		
							Run 2										
17	17	9670022	ALEXEYEV Alexandr	KAZ		1991	Run 1	18	15	19	11	22	14	16.50	16.50		
							Run 2										
18	20	1214931	MAKHMUDOV Daniyar	UZB		1993	Run 1							DNS	DNS		
							Run 2										
19	21	9320107	LEE Hyun-Su	KOR	R	1996	Run 1	49	45	53	45	50	50	48.50	48.50		
							Run 2										
20	27	9040167	MCALPIN Joss	AUS	R	1994	Run 1	71	73	71	63	71	68	70.25	70.25		
							Run 2										
21	25	9320176	CHOI Jun-Kyu	KOR	R	1990	Run 1	73	71	69	67	68	67	68.75	68.75		
							Run 2										
22	18	1124966	YANG Chengying	CHN	R	1993	Run 1	42	37	47	44	32	42	41.25	41.25		
							Run 2										
23	23	9320152	CHOI Jun-Young	KOR	R	1995	Run 1	63	66	65	60	64	66	64.50	64.50		
							Run 2										
24	19	9480728	SMELOV Aleksandr	RUS	R	1996	Run 1	90	83	84	84	86	83	84.25	84.25		
							Run 2										
25	22	9390006	GRIGORJEV Kaspar	EST	G	1991	Run 1	62	55	60	55	57	62	58.50	58.50		
							Run 2										
26	24	9400087	FALHABER Bart	NED	G	1991	Run 1	20	18	16	18	27	22	19.50	19.50		
							Run 2										
27	26	9510253	SUTER Mario	SUI		1993	Run 1							DNS	DNS		
							Run 2										
28	28	9670023	DEONISYEV Stepan	KAZ	R	1991	Run 1	22	16	15	14	23	23	19.00	19.00		
							Run 2										

Forerunners			
F1 - Yevdokin Denis	KAZ	F2 - Avdonat Vlad	KAZ
F4 -			F3 -

Progression system: The top 12 competitors (based on best run) from each heat advance to the Final.

Legend:			
DNS	Did Not Start	G	Goofy
YB	Year of Birth	J	Judge
		R	Regular





Results

Jury			Technical Data		
FIS Technical Delegate:	ZINKIV Olha	UKR	Course Name	Tabagan	
Head Judge:	HIGGINS Kevin	CAN	In run distance	60m	
Chief of Competition:	POTAPOV Alexey	RUS	In run gradient	28°	
FISU TD - Race Director:	SUNDEKVIST Ola	SWE	Take off to Knoll distance	14m	
			Jump height	3.5m	
			Landing gradient	36°	
Officials			Judges		
Chief of Big Air:	ROZOV Artem	RUS	Judge 1	KIM Jin Youl	KOR
			Judge 2	BILKIEWICZ Bartosz Jerzy	POL
			Judge 3	SLADKAROV Marin	BUL
			Judge 4	HEINRICH Oliver	AUT
			Judge 5	BETSCHART Markus Urs	SUI
			Judge 6	AKHTYAMOV Ruslan	RUS

Number of Competitors: 28, Number of Countries: 16

Rank	Bib	FIS Code	Name	CTRY Code	YB	Run	J1	J2	J3	J4	J5	J6	Score	Best Score	Tie	Race Points
------	-----	----------	------	-----------	----	-----	----	----	----	----	----	----	-------	------------	-----	-------------

QUALIFIED TO FINAL

1	3	9480456	MATVEEV Mikhail	RUS	G	1996	Run 1	76	78	77	79	78	78	77.75	93.25		
							Run 2	95	95	90	92	94	92	93.25			
2	13	9150083	MIKYSKA Martin	CZE	R	1994	Run 1	65	65	69	65	66	72	66.25	90.75		
							Run 2	93	90	93	90	90	90	90.75			
3	1	9110006	IRARRAZAVAL Inaqui	CHI	R	1992	Run 1	72	76	74	73	74	72	73.25	89.50		
							Run 2	92	93	89	88	88	89	89.50			
4	19	9480728	SMELOV Aleksandr	RUS	R	1996	Run 1	90	83	84	84	86	83	84.25	84.25		
							Run 2	31	30	31	30	35	34	32.75			
5	7	9560189	PODLOGAR Peter	SLO	G	1994	Run 1	78	75	76	70	74	71	74.00	81.75		
							Run 2	85	85	76	74	84	82	81.75			
6	6	9480573	FOMCHENKO Mihail	RUS	R	1996	Run 1	80	72	78	77	76	76	76.75	76.75		
							Run 2	72	77	79	70	65	77	74.00			
7	2	9030046	ODRIOZOLA Inaki	ARG	G	1996	Run 1	74	74	75	74	75	75	74.50	74.50		
							Run 2	60	66	61	57	60	61	60.50			
8	4	9190296	CUNY Matteo	FRA	R	1996	Run 1	70	70	73	75	73	70	71.50	71.50		
							Run 2	20	22	20	26	24	24	22.50			
9	27	9040167	MCALPIN Joss	AUS	R	1994	Run 1	71	73	71	63	71	68	70.25	70.25		
							Run 2	63	69	70	65	69	69	68.00			
10	15	9190272	TOURKI Yannis	FRA	R	1995	Run 1	68	68	70	68	70	73	69.00	69.00		
							Run 2	42	45	44	44	45	49	44.50			
11	25	9320176	CHOI Jun-Kyu	KOR	R	1990	Run 1	73	71	69	67	68	67	68.75	68.75		
							Run 2	53	48	56	51	56	56	54.00			
12	23	9320152	CHOI Jun-Young	KOR	R	1995	Run 1	63	66	65	60	64	66	64.50	66.50		
							Run 2	65	67	68	66	69	63	66.50			

NOT QUALIFIED

13	24	9400087	FALHABER Bart	NED	G	1991	Run 1	20	18	16	18	27	22	19.50	65.50		
							Run 2	67	68	65	57	66	64	65.50			



Results

Rank	Bib	FIS Code	Name	CTRY Code	YB	Run	J1	J2	J3	J4	J5	J6	Score	Best Score	Tie	Race Points	
14	12	9150148	LOHYNISKY Jan	CZE	R	1995	Run 1	60	60	62	61	62	65	61.25	62.75		
							Run 2	64	57	68	64	60	63	62.75			
15	22	9390006	GRIGORJEV Kaspar	EST	G	1991	Run 1	62	55	60	55	57	62	58.50	58.50		
							Run 2	17	23	22	22	21	21	21.50			
16	11	1124965	FENG Changjun	CHN	G	1994	Run 1	56	63	59	58	59	55	58.00	58.00		
							Run 2	34	36	24	28	28	23	28.50			
17	9	9190341	BAISAMY Timothe	FRA	G	1997	Run 1	52	50	56	52	55	56	53.75	55.50		
							Run 2	54	52	53	59	58	57	55.50			
18	21	9320107	LEE Hyun-Su	KOR	R	1996	Run 1	49	45	53	45	50	50	48.50	54.25		
							Run 2	52	52	58	56	55	54	54.25			
19	10	9180087	PARTANEN Aleksi	FIN	R	1992	Run 1	30	28	23	22	31	35	28.00	45.50		
							Run 2	44	38	49	46	53	43	45.50			
20	5	9310008	KOLAREVIC Janko	SRB	G	1997	Run 1	40	40	49	48	36	40	42.00	42.00		
							Run 2	12	16	18	16	16	12	15.00			
21	18	1124966	YANG Chengying	CHN	R	1993	Run 1	42	37	47	44	32	42	41.25	41.25		
							Run 2	19	15	12	16	21	15	16.25			
22	8	9320132	CHOI Jun-Ha	KOR	R	1997	Run 1	25	25	20	20	25	25	23.75	35.50		
							Run 2	32	35	38	36	40	33	35.50			
23	16	9670025	KARMOZIN Gleb	KAZ		1991	Run 1	35	35	36	34	34	26	34.50	34.50		
							Run 2	28	21	21	19	18	17	19.75			
24	28	9670023	DEONISYEV Stepan	KAZ	R	1991	Run 1	22	16	15	14	23	23	19.00	19.00		
							Run 2	20	17	16	12	26	22	18.75			
25	14	1124946	LI Fengfeng	CHN	R	1990	Run 1	15	20	22	12	20	15	17.50	17.50		
							Run 2	9	12	12	9	14	16	11.75			
26	17	9670022	ALEXEYEV Alexandr	KAZ		1991	Run 1	18	15	19	14	22	14	16.50	16.50		
							Run 2	10	13	21	12	10	12	11.75			
	26	9510253	SUTER Mario	SUI		1993	Run 1							DNS	DNS		
							Run 2							DNS			
	20	1214931	MAKHMUDOV Daniyar	UZB		1993	Run 1							DNS	DNS		
							Run 2							DNS			

Forerunners			
F1 - Yevdokin Denis	KAZ	F2 - Avdonat Vlad	KAZ
F4 -			F3 -

Conditions on course			
Qualification: Sky clear	Snow Temperature: -7°C / 19,4°F	Temperature - Start: -11°C / 12,2°F	Temperature - Finish:

Progression system: The top 12 competitors (based on best run) from each heat advance to the Final.





Tabagan Ski Resort

Almaty 2017
28TH WINTER UNIVERSIADE

TUE 7 FEB 2017
Start Time 12:30

Snowboard
Men's Big Air
Qualification



Results

Rank	Bib	FIS Code	Name	CTRY Code	YB	Run	J1	J2	J3	J4	J5	J6	Score	Best Score	Tie	Race Points
------	-----	----------	------	-----------	----	-----	----	----	----	----	----	----	-------	------------	-----	-------------

Legend:

DNS	Did Not Start	G	Goofy	J	Judge	R	Regular
YB	Year of Birth						





Official Communication

Item: 1

Schedule Change - Competition Delayed

Summary:

Competition starts at 11:00am

Details:

Due to bad weather conditions competition start time has been delayed to 11:00am

Issued by: FISU TD - Race Director

Time: 8:31

Date: 31 JAN 2017

This decision affects:

Results
Schedule
Other

X





Almaty 2017

28TH WINTER UNIVERSIADE



SPEED SKATING

13	Speed Skating	1477
13.1	Table of Contents	1478
13.2	Competition Schedule	1481
13.3	Entry List by Country	1482
13.4	Medallists by Event	1487
13.5	Medal Standings	1489
13.6	Ladies' 500m	1490
13.6.1	Start List	1491
13.6.2	Results - After Race 2	1493
13.6.3	Ice and Climatic Conditions	1495
13.6.4	500m	1496
13.6.4.1	Race 1 of 2	1496
13.6.4.1.1	Results - After Race 1	1496
13.6.4.1.2	Distance Analysis in Pairs - After Race 1	1497
13.6.4.2	Race 2 of 2	1500
13.6.4.2.1	Distance Analysis in Pairs - After Race 2	1500
13.7	Ladies' 1,000m	1503
13.7.1	Start List	1504
13.7.2	Results	1506
13.7.3	Distance Analysis in Pairs	1508
13.7.4	Ice and Climatic Conditions	1511
13.8	Ladies' 1,500m	1512
13.8.1	Start List	1513
13.8.2	Results	1515
13.8.3	Distance Analysis in Pairs	1517
13.8.4	Distance Analysis - Graphical	1520
13.8.5	Ice and Climatic Conditions	1526
13.9	Ladies' 3,000m	1527
13.9.1	Start List	1528
13.9.2	Results	1530
13.9.3	Distance Analysis in Pairs	1531
13.9.4	Distance Analysis - Graphical	1534
13.9.5	Ice and Climatic Conditions	1538
13.10	Ladies' 5,000m	1539
13.10.1	Start List	1540
13.10.2	Results	1541
13.10.3	Distance Analysis in Pairs	1542
13.10.4	Distance Analysis - Graphical	1544
13.10.5	Ice and Climatic Conditions	1551
13.11	Ladies' Team Pursuit	1552

13.11.1	Ice and Climatic Conditions	1553
13.11.2	Ladies' Team Pursuit	1554
13.11.2.1	Start List	1554
13.11.2.2	Results	1555
13.11.2.3	Distance Analysis in Heats	1556
13.11.3	Qualification	1557
13.11.3.1	Start List	1557
13.11.3.2	Results	1558
13.11.3.3	Distance Analysis in Heats	1560
13.12	Ladies' Mass Start	1561
13.12.1	Final	1562
13.12.1.1	Start List	1562
13.12.1.2	Results	1563
13.12.1.3	Distance Analysis	1564
13.13	Men's 500m	1566
13.13.1	Results - After Race 2	1567
13.13.2	Ice and Climatic Conditions	1569
13.13.3	500m	1570
13.13.3.1	Race 1 of 2	1570
13.13.3.1.1	Results - After Race 1	1570
13.13.3.1.2	Distance Analysis in Pairs - After Race 1	1572
13.13.3.2	Race 2 of 2	1575
13.13.3.2.1	Distance Analysis in Pairs - After Race 2	1575
13.14	Men's 1,000m	1578
13.14.1	Start List	1579
13.14.2	Results	1581
13.14.3	Distance Analysis in Pairs	1583
13.14.4	Ice and Climatic Conditions	1586
13.15	Men's 1,500m	1587
13.15.1	Start List	1588
13.15.2	Results	1590
13.15.3	Distance Analysis in Pairs	1592
13.15.4	Distance Analysis - Graphical	1595
13.15.5	Ice and Climatic Conditions	1601
13.16	Men's 5,000m	1602
13.16.1	Start List	1603
13.16.2	Results	1605
13.16.3	Distance Analysis in Pairs	1606
13.16.4	Distance Analysis - Graphical	1610
13.16.5	Ice and Climatic Conditions	1622

13.17	Men's 10,000m	1623
13.17.1	Start List	1624
13.17.2	Results	1625
13.17.3	Distance Analysis in Pairs	1626
13.17.4	Distance Analysis - Graphical	1629
13.17.5	Ice and Climatic Conditions	1634
13.18	Men's Team Pursuit	1635
13.18.1	Ice and Climatic Conditions	1636
13.18.2	Men's Team Pursuit	1637
13.18.2.1	Start List	1637
13.18.2.2	Results	1638
13.18.2.3	Distance Analysis in Heats	1639
13.18.3	Qualification	1641
13.18.3.1	Start List	1641
13.18.3.2	Results	1642
13.18.3.3	Distance Analysis in Heats	1644
13.19	Men's Mass Start	1646
13.19.1	Final	1647
13.19.1.1	Start List	1647
13.19.1.2	Results	1648
13.19.1.3	Distance Analysis	1649
13.19.2	Semifinal	1651
13.19.2.1	Start List	1651
13.19.2.2	Semifinal 1	1652
13.19.2.2.1	Results	1652
13.19.2.2.2	Distance Analysis	1653
13.19.2.3	Semifinal 2	1655
13.19.2.3.1	Results	1655
13.19.2.3.2	Distance Analysis	1656



Competition Schedule

As of SUN 5 FEB 2017

Date	Start Time	Estimated Finish Time	Event
TUE 31 JAN	11:00	12:45	Ladies's 1500m
	13:30	16:00	Men's 5000m
WED 1 FEB	11:00	12:36	Ladies' 3000m
	14:05	14:51	Men's 500m
	15:50	16:30	Men's 500m
THU 2 FEB	11:00	11:40	Ladies' 500m
	12:25	13:05	Ladies' 500m
	14:10	16:00	Men's 1500m
FRI 3 FEB	11:00	12:20	Ladies' 5000m
	14:00	15:29	Men's 1000m
SAT 4 FEB	11:00	12:05	Ladies' 1000m
	13:30	16:45	Men's 10000m
SUN 5 FEB	11:00	11:24	Ladies' Team Pursuit Qualification
	11:50	12:20	Men's Team Pursuit Qualification
	13:00	13:06	Ladies' Team Pursuit Final C
	13:06	13:12	Ladies' Team Pursuit Final B
	13:12	13:18	Ladies' Team Pursuit Final A
	13:50	13:56	Men's Team Pursuit Final D
	13:56	14:02	Men's Team Pursuit Final C
	14:02	14:08	Men's Team Pursuit Final B
	14:08	14:14	Men's Team Pursuit Final A
MON 6 FEB	11:30	11:52	Men's Mass Start Semifinals
	13:00	13:11	Ladies' Mass Start Final
	13:20	13:31	Men's Mass Start Final

Note:
Please check INFO for more details and the latest updates.



Entry List by Country

As of THU 6 APR 2017

Ctry	Name	Start Number	Gender	Date of Birth	Height m / ft in	Weight kg / lbs
AUT - Austria						
	HAGER Armin	1	M	14 SEP 1994	-	-
	HEIDEGGER Linus	2	M	23 AUG 1995	-	-
BLR - Belarus						
	ZUYEVA Maryna	201	F	20 MAR 1992	-	-
	CHABAN Artsiom	4	M	6 JUL 1994	-	-
	GOLOVATSIUK Ignat	5	M	5 MAY 1997	-	-
	KAPUSTSIN Anton	6	M	16 OCT 1995	-	-
	KIRPICHNIK Aliaksei	7	M	22 MAR 1997	-	-
CHN - People's Republic of China						
	BAI Dan	202	F	20 JUL 1996	-	-
	GAO Yue	203	F	18 NOV 1997	-	-
	QIN Yangyang	204	F	13 MAR 1997	-	-
	QU Yi	205	F	3 AUG 1993	-	-
	SHA Yuning	206	F	26 NOV 1994	-	-
	WU Dan	207	F	7 JUL 1993	-	-
	YAN Yuzhuo	208	F	19 MAY 1997	-	-
	YANG Baoqian	209	F	10 SEP 1999	-	-
	YANG Jie	210	F	30 AUG 1998	-	-
	BAI Qiuming	8	M	30 AUG 1994	-	-
	LYU Bo	9	M	13 APR 1993	-	-
	TUERSONGHAN Dasituer	10	M	23 MAY 1995	-	-
	WANG Shiwei	11	M	11 AUG 1996	-	-
	ZHANG Chuang	12	M	18 NOV 1996	-	-
	ZHANG Hongqiang	13	M	28 AUG 1996	-	-
	ZHU Jiayao	14	M	7 NOV 1994	-	-
EST - Estonia						
	SARAP Mariin	212	F	14 MAY 1996	-	-
	KALJUVEE Kaspar	15	M	4 JUN 1998	-	-
	LUIK Aleks	16	M	14 FEB 1995	-	-
FRA - France						
	MELINE Thomas	19	M	2 FEB 1993	-	-
GBR - United Kingdom of G.B. & N.I.						
	SMEDING Ellia Georgina	213	F	16 MAR 1998	-	-
	KERSTEN Cornelius Giuseppe Gerardus	20	M	19 JUL 1994	-	-
ITA - Italy						
	BORTOLOTTI Linda	214	F	20 JUN 1995	-	-
	LOLLOBRIGIDA Giulia	215	F	12 APR 1995	-	-
	MALFATTI Gloria	216	F	7 JAN 1997	-	-
	GHIOTTO Davide	21	M	3 DEC 1993	-	-
	TRENTINI Alessio	22	M	19 JUL 1994	-	-



Entry List by Country

As of THU 6 APR 2017

Ctry	Name	Start Number	Gender	Date of Birth	Height m / ft in	Weight kg / lbs
JPN - Japan						
	ASANO Miku	217	F	28 SEP 1996	-	-
	FURUSHO Ai	218	F	24 MAY 1995	-	-
	MATSUZAWA Yukari	219	F	2 MAY 1995	-	-
	NAKAMURA Anna	220	F	14 JAN 1995	-	-
	SAKAI Nene	221	F	2 DEC 1995	-	-
	TAKAHASHI Nana	222	F	3 APR 1993	-	-
	TSUJIMOTO Arisa	223	F	23 NOV 1993	-	-
	TSUJINAKA Anna	224	F	8 JUN 1993	-	-
	YAMADA Mai	286	F	28 FEB 1994	-	-
	YAMADA Rio	226	F	10 JUL 1997	-	-
	FUJINO Yuto	23	M	22 DEC 1993	-	-
	GOTO Takuya	24	M	9 MAR 1995	-	-
	ICHINOHE Seitaro	25	M	25 JAN 1996	-	-
	KOSAKA Ryu	26	M	24 JUN 1993	-	-
	MIWA Junya	27	M	6 JUL 1993	-	-
	NAKAMURA Hayato	28	M	4 DEC 1995	-	-
	NAKAO Koto	29	M	19 NOV 1993	-	-
	OBAYASHI Masahito	30	M	10 JUN 1994	-	-
	OGAWA Shohya	31	M	14 AUG 1994	-	-
	SHINHAMA Tatsuya	32	M	11 JUL 1996	-	-
KAZ - Kazakhstan						
	AIDOVA Yekaterina	227	F	30 JUL 1991	-	-
	KHALIKOVA Elvira	230	F	13 AUG 1994	-	-
	KLIMCHUK Tatyana	231	F	4 SEP 1991	-	-
	MALTSEVA Svetlana	232	F	22 FEB 1996	-	-
	MARKANOVA Malika	233	F	14 MAY 1999	-	-
	SIDELNIK Nadezhda	235	F	22 SEP 1998	-	-
	SIZOVA Mariya	236	F	13 JUN 1995	-	-
	STAPSTOVA Alyona	237	F	8 MAY 1996	-	-
	ANDREYEV Fedor	33	M	24 SEP 1991	-	-
	ARZHANIKOV Ivan	34	M	23 JUN 1994	-	-
	ESSAMAMBO Darsil	107	M	18 APR 1994	-	-
	KLENKO Alexandr	38	M	12 JAN 1994	-	-
	KRECH Roman	39	M	14 JUL 1989	-	-
	KRIKUNOV Artyom	40	M	7 SEP 1996	-	-
	MEZENTSEV Fedor	41	M	19 NOV 1989	-	-
	MOROZOV Dmitriy	42	M	28 AUG 1996	-	-
	PALKIN Stanislav	44	M	4 AUG 1996	-	-
	SERGIYENKO Artur	45	M	11 NOV 1990	-	-



Entry List by Country

As of THU 6 APR 2017

Ctry	Name	Start Number	Gender	Date of Birth	Height m / ft in	Weight kg / lbs
KOR - Republic of Korea						
	HWANG Dasom	240	F	9 AUG 1997	-	-
	JUN Yejin	241	F	21 APR 1994	-	-
	KIM Hyunung	243	F	19 OCT 1994	-	-
	LIM Jungsoo	244	F	4 MAY 1993	-	-
	NAM Jieun	245	F	30 NOV 1995	-	-
	NAM Yewon	246	F	23 JUL 1995	-	-
	PARK Chowon	247	F	13 JUL 1996	-	-
	CHA Minkyu	46	M	16 MAR 1993	-	-
	KIM Dohyoung	48	M	7 MAR 1993	-	-
	KIM Junho	49	M	9 OCT 1995	-	-
	KIM Youngjin	55	M	23 FEB 1995	-	-
	LEE Jinyeong	57	M	16 APR 1993	-	-
	MOON Hyunwoong	58	M	19 MAR 1993	-	-
	OH Hyunmin	60	M	26 SEP 1997	-	-
	YANG Seungyong	66	M	30 OCT 1995	-	-
MGL - Mongolia						
	ALTAN-OCHIR Zul	248	F	7 NOV 1995	-	-
	BAADAI Tulga	68	M	27 AUG 1995	-	-
	MYAGMARBAATAR Munkh-Od	69	M	3 MAY 1997	-	-
	YALALT Zorigbaatar	70	M	3 APR 1999	-	-
NED - Netherlands						
	BOER Annemarie	249	F	22 FEB 1994	-	-
	CNOSSEN Willemijn	250	F	6 JUL 1995	-	-
	HIJLKEMA Aveline	251	F	28 JUL 1995	-	-
	SMIT Ariane	253	F	22 JAN 1997	-	-
	VOSKAMP Dione	254	F	9 JAN 1997	-	-
	WESTERVELD Sanne	255	F	15 APR 1997	-	-
	COLJÉ Gerwin Pieter	71	M	3 AUG 1994	-	-
	GERRITSEN Olof	72	M	23 NOV 1995	-	-
	KALVERDIJK Joep	73	M	5 JUL 1995	-	-
	KANT Tom	74	M	24 APR 1997	-	-
	LIGTENBERG Ronald Marinus	75	M	26 FEB 1996	-	-
	VAN OOSTEN Martijn Renier	76	M	10 SEP 1992	-	-
	VREUGDENHIL Jacob Gerard	77	M	15 AUG 1995	-	-
NOR - Norway						
	FALEIDE Nille Martha Norhaug	256	F	11 SEP 1992	-	-
	HELLEM Ingvild	257	F	22 SEP 1993	-	-
	VATN Marte	258	F	26 JUN 1995	-	-
	DAHLE Magnus	78	M	22 APR 1997	-	-
	FURNEE Anders Bjerkreim	79	M	6 OCT 1993	-	-



Entry List by Country

As of THU 6 APR 2017

Ctry	Name	Start Number	Gender	Date of Birth	Height m / ft in	Weight kg / lbs
	GRUBEN Robin Nicolai Oppi	80	M	15 JUL 1993	-	-
POL	- Poland					
	FUDALEJ Angelika Magdalena	260	F	21 JUL 1992	-	-
	KAPRUZIAK Aleksandra Milena	261	F	22 JAN 1996	-	-
	WLODARCZYK Urszula	262	F	16 SEP 1994	-	-
	WOJCIK Andzelika	263	F	8 NOV 1996	-	-
	BACHANEK Marcin	81	M	17 JUN 1996	-	-
	OSTASZEWSKI Michal	82	M	6 MAR 1995	-	-
	PALKA Szymon Edward	83	M	14 MAR 1997	-	-
	SUT Wojciech	84	M	5 JAN 1995	-	-
	TYLKA Daniel	108	M	26 SEP 1994	-	-
ROU	- Romania					
	HOGAS Mihaela	264	F	15 SEP 1998	-	-
	STANICA Bianca Lorena	265	F	27 AUG 1997	-	-
	STEF Raluca Doina	266	F	25 JUN 1993	-	-
RUS	- Russian Federation					
	CHEPIL Anastasiia	268	F	26 SEP 1995	-	-
	CHERNEGA Olesya	269	F	9 DEC 1992	-	-
	KACHURKINA Aleksandra	270	F	9 APR 1995	-	-
	KALASHNIKOVA Aleksandra	271	F	12 APR 1994	-	-
	KARANNIKOVA Tatiana	267	F	8 OCT 1992	-	-
	KOZYREVA Yulia	272	F	20 MAR 1992	-	-
	PRISTALOVA Anna	273	F	2 DEC 1993	-	-
	SOKHRYAKOVA Elena	274	F	4 NOV 1990	-	-
	VOLOKHOVA Kseniia	275	F	8 SEP 1997	-	-
	VORONINA Daria	285	F	18 FEB 1996	-	-
	ZDRAVKOVA Anastasiia	277	F	26 JUL 1995	-	-
	ZUEVA Anastasiia	278	F	11 APR 1995	-	-
	BOBYR Danila	87	M	24 JAN 1996	-	-
	GOLUBEV Kirill	88	M	16 MAR 1993	-	-
	GORSHKOV Aleksei	89	M	5 JUN 1992	-	-
	KOVAL Denis	90	M	6 NOV 1991	-	-
	LOBAS Victor	91	M	15 FEB 1995	-	-
	NOKHRIN Maksim	93	M	16 NOV 1996	-	-
	RAFIKOV Ruslan	94	M	19 JUL 1996	-	-
	RAZORENOV Aleksandr	95	M	21 JUN 1990	-	-
	SOLODUKHIN Ivan	96	M	30 SEP 1992	-	-
	STAROSTIN Mikhail	97	M	16 MAY 1992	-	-
	ZAROVCHATSKIY Vladimir	98	M	2 MAR 1994	-	-
	ZVEZDIN Aleksei	99	M	20 JUL 1993	-	-



Entry List by Country

As of THU 6 APR 2017

Ctry	Name	Start Number	Gender	Date of Birth	Height m / ft in	Weight kg / lbs
SWE - Sweden						
	KNOKE LINDQVIST Ann-Marie	279	F	26 SEP 1997	-	-
	LAGRANGE Eva Luzia	280	F	17 APR 1993	-	-
TPE - Chinese Taipei						
	HUANG Ta-Yuan	100	M	3 OCT 1991	-	-
	SUNG Ching-Yang	101	M	18 OCT 1992	-	-
UKR - Ukraine						
	BILOZERSKA Yelyzaveta	281	F	6 MAY 1999	-	-
	MUZYKA Anna	283	F	1 APR 1989	-	-
USA - United States of America						
	BOCOX Brianna	284	F	26 FEB 1997	-	-
	ANDERSON Lukas	102	M	13 JUL 1998	-	-
	HARTMAN Steven	103	M	25 FEB 1995	-	-
	KOENIG Michael	104	M	3 JUN 1997	-	-
	MILLER Nathan	105	M	18 SEP 1995	-	-
	RONCHAK Kyle	106	M	19 JAN 1995	-	-

Legend:	-	Information not available	F	Female	M	Male
----------------	---	---------------------------	---	--------	---	------



Medallists by Event

As of MON 6 FEB 2017 at 13:47

After 14 of 14 Events

Event	Date	Medal	Name	Country Code
Ladies' 500m	THU 2 FEB	GOLD	KIM Hyunying	KOR
		SILVER	TSUJIMOTO Arisa	JPN
		BRONZE	KACHURKINA Aleksandra	RUS
Ladies' 1000m	SAT 4 FEB	GOLD	KACHURKINA Aleksandra	RUS
		SILVER	KIM Hyunying	KOR
		BRONZE	AIDOVA Yekaterina	KAZ
Ladies's 1500m	TUE 31 JAN	GOLD	KACHURKINA Aleksandra	RUS
		SILVER	TAKAHASHI Nana	JPN
		BRONZE	AIDOVA Yekaterina	KAZ
Ladies' 3000m	WED 1 FEB	GOLD	ZUYEVA Maryna	BLR
		SILVER	TAKAHASHI Nana	JPN
		BRONZE	SOKHRYAKOVA Elena	RUS
Ladies' 5000m	FRI 3 FEB	GOLD	ZUYEVA Maryna	BLR
		SILVER	SAKAI Nene	JPN
		BRONZE	LIM Jungsoo	KOR
Ladies' Mass Start	MON 6 FEB	GOLD	PRISTALOVA Anna	RUS
		SILVER	SAKAI Nene	JPN
		BRONZE	JUN Yejin	KOR
Ladies' Team Pursuit	SUN 5 FEB	GOLD	JUN Yejin LIM Jungsoo PARK Chowon	KOR
		SILVER	CHERNEGA Olesya SOKHRYAKOVA Elena ZDRAVKOVA Anastasiia ZUEVA Anastasiia	RUS
		BRONZE	SAKAI Nene TAKAHASHI Nana YAMADA Mai	JPN
Men's 500m	WED 1 FEB	GOLD	CHA Minkyu	KOR
		SILVER	NAKAO Koto	JPN
		BRONZE	KIM Youngjin	KOR
Men's 1000m	FRI 3 FEB	GOLD	CHA Minkyu	KOR
		SILVER	VAN OOSTEN Martijn Renier	NED
		BRONZE	KOSAKA Ryu	JPN
Men's 1500m	THU 2 FEB	GOLD	GOLUBEV Kirill	RUS
		SILVER	VAN OOSTEN Martijn Renier	NED
		BRONZE	MIWA Junya	JPN



Medallists by Event

As of MON 6 FEB 2017 at 13:47

Event	Date	Medal	Name	Country Code
Men's 5000m	TUE 31 JAN	GOLD	GHIOTTO Davide	ITA
		SILVER	ICHINOHE Seitaro	JPN
		BRONZE	HEIDEGGER Linus	AUT
Men's 10000m	SAT 4 FEB	GOLD	GHIOTTO Davide	ITA
		SILVER	OBAYASHI Masahito	JPN
		BRONZE	MOON Hyunwoong	KOR
Men's Mass Start	MON 6 FEB	GOLD	ICHINOHE Seitaro	JPN
		SILVER	LEE Jinyeong	KOR
		BRONZE	RAZORENOV Aleksandr	RUS
Men's Team Pursuit	SUN 5 FEB	GOLD	LEE Jinyeong MOON Hyunwoong OH Hyunmin	KOR
		SILVER	ICHINOHE Seitaro MIWA Junya OGAWA Shohya	JPN
		BRONZE	COLJÉ Gerwin Pieter GERRITSEN Olof LIGTENBERG Ronald Marinus VREUGDENHIL Jacob Gerard	NED



Medal Standings

As of MON 6 FEB 2017 at 13:47

After 14 of 14 Events

Rank	Country	Men				Ladies				Total				Rank by Total
		G	S	B	Tot.	G	S	B	Tot.	G	S	B	Tot.	
1	KOR - Republic of Korea	3	1	2	6	2	1	2	5	5	2	4	11	2
2	RUS - Russian Federation	1		1	2	3	1	2	6	4	1	3	8	3
3	BLR - Belarus					2			2	2			2	=5
3	ITA - Italy	2			2					2			2	=5
5	JPN - Japan	1	4	2	7		5	1	6	1	9	3	13	1
6	NED - Netherlands		2	1	3					2	1	3	4	4
7	KAZ - Kazakhstan							2	2			2	2	=5
8	AUT - Austria			1	1							1	1	8
	Total:	7	7	7	21	7	7	7	21	14	14	14	42	

Legend:	=	Equal sign indicates that two or more countries share the same rank by total	B	Bronze	G	Gold	S	Silver
Tot.		Total						



Almaty 2017

28TH WINTER UNIVERSIADE



SPEED SKATING

Ladies' 500m



Start List

WR	37.30	LEE Sang Hwa (KOR)	16 NOV 2013	Salt Lake City (USA)
UR	38.16	LEE Sang Hwa (KOR)	19 FEB 2009	Harbin (CHN)
	1:16.36	LEE Sang Hwa (KOR)	19 FEB 2009	Harbin (CHN)

Pair	Lane	No.	Name	Country Code
1	I O	265	STANICA Bianca Lorena	ROU
2	I O	212	SARAP Mariin	EST
		257	HELLEM Ingvild	NOR
3	I O	213	SMEDING Ellia Georgina	GBR
		281	BILOZERSKA Yelyzaveta	UKR
4	I O	279	KNOKE LINDQVIST Ann-Marie	SWE
		283	MUZYKA Anna	UKR
5	I O	284	BOCOX Brianna	USA
		280	LAGRANGE Eva Luzia	SWE
6	I O	248	ALTAN-OCHIR Zul	MGL
		253	SMIT Ariane	NED
7	I O	258	VATN Marte	NOR
		235	SIDELNIK Nadezhda	KAZ
8	I O	264	HOGAS Mihaela	ROU
		232	MALTSEVA Svetlana	KAZ
9	I O	214	BORTOLOTTI Linda	ITA
		255	WESTERVELD Sanne	NED
10	I O	237	STAPSTOVA Alyona	KAZ
		261	KAPRUZIAK Aleksandra Milena	POL
11	I O	251	HIJKEMA Aveline	NED
		275	VOLOKHOVA Kseniia	RUS
12	I O	263	WOJCIK Andzelika	POL
		256	FALEIDE Nille Martha Norhaug	NOR
13	I O	202	BAI Dan	CHN
		254	VOSKAMP Dione	NED
14	I O	270	KACHURKINA Aleksandra	RUS
		204	QIN Yangyang	CHN
15	I O	220	NAKAMURA Anna	JPN
		240	HWANG Dasom	KOR



Start List

Pair	Lane	No. Name	Country Code
16	I	217 ASANO Miku	JPN
	O	205 QU Yi	CHN
17	I	246 NAM Yewon	KOR
	O	267 KARANNIKOVA Tatiana	RUS
18	I	272 KOZYREVA Yulia	RUS
	O	227 AIDOVA Yekaterina	KAZ
19	I	206 SHA Yuning	CHN
	O	243 KIM Hyunung	KOR
20	I	223 TSUJIMOTO Arisa	JPN
	O	226 YAMADA Rio	JPN

Legend:					
I	Inner lane	No.	Start Number	O	Outer lane
UR	Universiade Record	WR	World Record		





Results

WR 500m	37.30	LEE Sang Hwa (KOR)	16 NOV 2013	Salt Lake City (USA)
UR 500m	38.16	LEE Sang Hwa (KOR)	19 FEB 2009	Harbin (CHN)
UR 2x500m	1:16.36	LEE Sang Hwa (KOR)	19 FEB 2009	Harbin (CHN)

ISU Officials:	
Starter	AVDEYEV Sergey (KAZ)

Rank	No.	Name	Ctry Code	Race 1					Race 2					Total				
				Pair	Ln.	Time	Gap	Note	Rk	Pair	Ln	Time	Gap	Note	Rk	Time	Gap	Note
1	243	KIM Hyunyoung	KOR	19	O	38.80	0.00		1	20	I	39.03	0.00		1	77.83	0.00	
2	223	TSUJIMOTO Arisa	JPN	20	I	39.13	0.33		2	20	O	39.39	0.36		4	78.52	0.69	
3	270	KACHURKINA Aleksandra	RUS	14	I	39.44	0.64		3	19	O	39.26	0.23		2	78.71	0.87	
4	227	AIDOVA Yekaterina	KAZ	18	O	39.48	0.68		4	19	I	39.36	0.33		3	78.84	1.00	
5	226	YAMADA Rio	JPN	20	O	39.50	0.70		5	18	I	39.74	0.71		6	79.25	1.41	
6	206	SHA Yuning	CHN	19	I	39.60	0.80		6	18	O	39.80	0.77		7	79.40	1.57	
7	246	NAM Yewon	KOR	17	I	39.96	1.16		10	16	O	39.71	0.68		5	79.67	1.84	
8	254	VOSKAMP Dione	NED	13	O	39.85	1.05		7	17	I	39.94	0.91		10	79.80	1.96	
9	272	KOZYREVA Yulia	RUS	18	I	40.00	1.20		11	15	O	39.88	0.85		8	79.88	2.05	
10	217	ASANO Miku	JPN	16	I	39.92	1.12		9	17	O	39.98	0.95		11	79.90	2.07	
11	205	QU Yi	CHN	16	O	40.04	1.24		12	15	I	39.91	0.88		9	79.96	2.13	
12	220	NAKAMURA Anna	JPN	15	I	40.17	1.37		13	14	O	40.00	0.97		12	80.17	2.34	
13	202	BAI Dan	CHN	13	I	40.18	1.38		14	13	O	40.31	1.28		14	80.49	2.65	
14	263	WOJCIK Andzelika	POL	12	I	40.36	1.56		17	12	O	40.14	1.11		13	80.50	2.67	
15	204	QIN Yangyang	CHN	14	O	40.26	1.46		16	13	I	40.49	1.46		15	80.76	2.92	
16	267	KARANNIKOVA Tatiana	RUS	17	O	40.19	1.39		15	14	I	40.59	1.56		16	80.78	2.95	
17	256	FALEIDE Nille Martha Norhaug	NOR	12	O	41.09	2.29		18	12	I	40.92	1.89		17	82.02	4.18	
18	251	HIJLKEMA Aveline	NED	11	I	41.14	2.34		20	10	O	41.08	2.05		19	82.22	4.38	
19	255	WESTERVELD Sanne	NED	9	O	41.46	2.66		22	10	I	41.07	2.04		18	82.53	4.70	
20	261	KAPRUZIAK Aleksandra Milena	POL	10	O	41.18	2.38		21	11	I	41.63	2.60		22	82.81	4.97	
21	264	HOGAS Mihaela	ROU	8	I	42.10	3.30		27	7	O	42.03	3.00		23	84.13	6.29	
22	212	SARAP Mariin	EST	2	I	42.06	3.26		26	8	O	42.12	3.09		24	84.19	6.35	
23	232	MALTSEVA Svetlana	KAZ	8	O	41.99	3.19		24	8	I	42.33	3.30		26	84.32	6.49	
24	237	STAPSTOVA Alyona	KAZ	10	I	42.00	3.20		25	9	O	42.36	3.33		27	84.37	6.53	
25	265	STANICA Bianca Lorena	ROU	1	I	42.37	3.57		28	6	O	42.23	3.20		25	84.61	6.77	
26	280	LAGRANGE Eva Luzia	SWE	5	O	42.46	3.66		29	7	I	42.73	3.70		28	85.19	7.36	
27	258	VATN Marte	NOR	7	I	42.51	3.71		30	5	O	42.85	3.82		29	85.36	7.53	
28	284	BOCOX Brianna	USA	5	I	42.52	3.72		31	4	O	42.95	3.92		31	85.47	7.64	
29	248	ALTAN-OCHIR Zul	MGL	6	I	42.62	3.82		32	3	O	42.86	3.83		30	85.48	7.64	
30	213	SMEDING Ellia Georgina	GBR	3	I	42.91	4.11		33	2	O	43.16	4.13		32	86.07	8.24	
31	257	HELLEM Ingvild	NOR	2	O	43.42	4.62		34	6	I	43.59	4.56		33	87.01	9.17	
32	279	KNOKE LINDQVIST Ann-Marie	SWE	4	I	45.76	6.96		35	1	O	45.52	6.49		34	91.29	13.46	
33	283	MUZYKA Anna	UKR	4	O	46.07	7.27		36	5	I	46.13	7.10		36	92.20	14.36	
34	275	VOLOKHOVA Kseniia	RUS	11	O	51.59	12.79		38	3	I	41.14	2.11		20	92.74	14.90	
35	281	BILOZERSKA Yelyzaveta	UKR	3	O	47.09	8.29		37	4	I	46.10	7.07		35	93.20	15.36	
36	235	SIDELNIK Nadezhda	KAZ	7	O	41.61	2.81		23	9	I	60.32	21.29		37	101.93	24.10	
37	253	SMIT Ariane	NED	6	O	77.04	38.24		39	2	I	41.15	2.12		21	118.19	40.36	
	240	HWANG Dasom	KOR	15	O	39.91	1.11		8	16	I	DSQ						
	214	BORTOLOTTI Linda	ITA	9	I	41.11	2.31		19	11	O	DSQ						



Almaty 2017
28th WINTER UNIVERSIADE

Medeu High-Mountain Ice Rink

THU 2 FEB 2017
Start Time 12:25
End Time 13:05

Speed Skating

Ladies' 500m



Ice and Climatic Conditions

As of THU 2 FEB 2017

	Session 1	
	Start	End
Time	12:25	13:10
Pair Number	1	20
Air Temperature	1.0°C / 34°F	1.0°C / 34°F
Ice Temperature	-5.2°C / 23°F	-5.2°C / 23°F
Humidity	55 %	55 %
Air Pressure	1,020 hPa	1,020 hPa





Results

WR	37.30	LEE Sang Hwa (KOR)	16 NOV 2013	Salt Lake City (USA)
UR	38.16	LEE Sang Hwa (KOR)	19 FEB 2009	Harbin (CHN)

Rank	No.	Name	Country Code	Pair	Lane	Time	Gap	Note
1	243	KIM Hyunyoung	KOR	19	O	0:38.80	0.00	
2	223	TSUJIMOTO Arisa	JPN	20	I	0:39.13	0.33	
3	270	KACHURKINA Aleksandra	RUS	14	I	0:39.44	0.64	
4	227	AIDOVA Yekaterina	KAZ	18	O	0:39.48	0.68	
5	226	YAMADA Rio	JPN	20	O	0:39.50	0.70	
6	206	SHA Yuning	CHN	19	I	0:39.60	0.80	
7	254	VOSKAMP Dione	NED	13	O	0:39.85	1.05	
8	240	HWANG Dasom	KOR	15	O	0:39.91	1.11	
9	217	ASANO Miku	JPN	16	I	0:39.92	1.12	
10	246	NAM Yewon	KOR	17	I	0:39.96	1.16	
11	272	KOZYREVA Yulia	RUS	18	I	0:40.00	1.20	
12	205	QU Yi	CHN	16	O	0:40.04	1.24	
13	220	NAKAMURA Anna	JPN	15	I	0:40.17	1.37	
14	202	BAI Dan	CHN	13	I	0:40.18	1.38	
15	267	KARANNIKOVA Tatiana	RUS	17	O	0:40.19	1.39	
16	204	QIN Yangyang	CHN	14	O	0:40.26	1.46	
17	263	WOJCIK Andzelika	POL	12	I	0:40.36	1.56	
18	256	FALEIDE Nille Martha Norhaug	NOR	12	O	0:41.09	2.29	
19	214	BORTOLOTTI Linda	ITA	9	I	0:41.11	2.31	
20	251	HIJKEMA Aveline	NED	11	I	0:41.14	2.34	
21	261	KAPRUZIAK Aleksandra Milena	POL	10	O	0:41.18	2.38	
22	255	WESTERVELD Sanne	NED	9	O	0:41.46	2.66	
23	235	SIDELNIK Nadezhda	KAZ	7	O	0:41.61	2.81	
24	232	MALTSEVA Svetlana	KAZ	8	O	0:41.99	3.19	
25	237	STAPSTOVA Alyona	KAZ	10	I	0:42.00	3.20	
26	212	SARAP Mariin	EST	2	I	0:42.06	3.26	
27	264	HOGAS Mihaela	ROU	8	I	0:42.10	3.30	
28	265	STANICA Bianca Lorena	ROU	1	I	0:42.37	3.57	
29	280	LAGRANGE Eva Luzia	SWE	5	O	0:42.46	3.66	
30	258	VATN Marte	NOR	7	I	0:42.51	3.71	
31	284	BOCOX Brianna	USA	5	I	0:42.52	3.72	
32	248	ALTAN-OCHIR Zul	MGL	6	I	0:42.62	3.82	
33	213	SMEDING Ellia Georgina	GBR	3	I	0:42.91	4.11	
34	257	HELLEM Ingvild	NOR	2	O	0:43.42	4.62	
35	279	KNOKE LINDQVIST Ann-Marie	SWE	4	I	0:45.76	6.96	
36	283	MUZYKA Anna	UKR	4	O	0:46.07	7.27	
37	281	BILOZERSKA Yelyzaveta	UKR	3	O	0:47.09	8.29	
38	275	VOLOKHOVA Kseniia	RUS	11	O	0:51.59	12.79	
39	253	SMIT Ariane	NED	6	O	1:17.04	38.24	



Almaty 2017
28th WINTER UNIVERSIADE

Medeu High-Mountain Ice
Rink

THU 2 FEB 2017

Speed Skating

Ladies' 500m

Race 1 of 2



Distance Analysis in Pairs

WR	37.30	LEE Sang Hwa (KOR)	16 NOV 2013	Salt Lake City (USA)
UR	38.16	LEE Sang Hwa (KOR)	19 FEB 2009	Harbin (CHN)
WR:	100m	10.22	Finish	37.30
UR:		10.09		36.36

UR	1:16.36	LEE Sang Hwa (KOR)	19 FEB 2009	Harbin (CHN)
-----------	----------------	--------------------	-------------	--------------

Pair	Lane	No.	Name				Country Code	Time	Note	Rank
			Split Time	Lap Time	Split Time	Lap Time				
1	I	265	STANICA Bianca Lorena				ROU	0:42.37		28
			11.31	(11.31)	42.37	(31.06)				
2	I	212	SARAP Mariin				EST	0:42.06		26
			11.36	(11.36)	42.06	(30.70)				
	O	257	HELLEM Ingvild				NOR	0:43.42		34
			11.41	(11.41)	43.42	(32.01)				
3	I	213	SMEDING Ellia Georgina				GBR	0:42.91		33
			12.00	(12.00)	42.91	(30.91)				
	O	281	BILOZERSKA Yelyzaveta				UKR	0:47.09		37
			12.59	(12.59)	47.09	(34.50)				
4	I	279	KNOKE LINDQVIST Ann-Marie				SWE	0:45.76		35
			12.29	(12.29)	45.76	(33.47)				
	O	283	MUZYKA Anna				UKR	0:46.07		36
			12.32	(12.32)	46.07	(33.75)				
5	I	284	BOCOX Brianna				USA	0:42.52		31
			11.47	(11.47)	42.52	(31.05)				
	O	280	LAGRANGE Eva Luzia				SWE	0:42.46		29
			11.23	(11.23)	42.46	(31.23)				
6	I	248	ALTAN-OCHIR Zul				MGL	0:42.62		32
			11.36	(11.36)	42.62	(31.26)				
	O	253	SMIT Ariane				NED	1:17.04		39
			11.02	(11.02)	1:17.04	(1:06.02)				
7	I	258	VATN Marte				NOR	0:42.51		30
			11.50	(11.50)	42.51	(31.01)				
	O	235	SIDELNIK Nadezhda				KAZ	0:41.61		23
			11.32	(11.32)	41.61	(30.29)				
8	I	264	HOGAS Mihaela				ROU	0:42.10		27
			11.34	(11.34)	42.10	(30.76)				
	O	232	MALTSEVA Svetlana				KAZ	0:41.99		24
			11.42	(11.42)	41.99	(30.57)				





Almaty 2017
28th WINTER UNIVERSIADE

Medeu High-Mountain Ice
Rink

THU 2 FEB 2017

Speed Skating

Ladies' 500m

Race 1 of 2



Distance Analysis in Pairs

Pair	Lane	No.	Name				Country Code	Time	Note	Rank
		Split Time	Lap Time	Split Time	Lap Time					
9	I	214	BORTOLOTTI Linda				ITA	0:41.11		19
		11.34	(11.34)	41.11	(29.77)					
	O	255	WESTERVELD Sanne				NED	0:41.46		22
		11.22	(11.22)	41.46	(30.24)					
10	I	237	STAPSTOVA Alyona				KAZ	0:42.00		25
		11.27	(11.27)	42.00	(30.73)					
	O	261	KAPRUZIAK Aleksandra Milena				POL	0:41.18		21
		11.30	(11.30)	41.18	(29.88)					
11	I	251	HIJKEMA Aveline				NED	0:41.14		20
		11.26	(11.26)	41.14	(29.88)					
	O	275	VOLOKHOVA Kseniia				RUS	0:51.59		38
		17.56	(17.56)	51.59	(34.03)					
12	I	263	WOJCIK Andzelika				POL	0:40.36		17
		10.89	(10.89)	40.36	(29.47)					
	O	256	FALEIDE Nille Martha Norhaug				NOR	0:41.09		18
		11.16	(11.16)	41.09	(29.93)					
13	I	202	BAI Dan				CHN	0:40.18		14
		11.12	(11.12)	40.18	(29.06)					
	O	254	VOSKAMP Dione				NED	0:39.85		7
		10.77	(10.77)	39.85	(29.08)					
14	I	270	KACHURKINA Aleksandra				RUS	0:39.44		3
		11.01	(11.01)	39.44	(28.43)					
	O	204	QIN Yangyang				CHN	0:40.26		16
		10.92	(10.92)	40.26	(29.34)					
15	I	220	NAKAMURA Anna				JPN	0:40.17		13
		10.89	(10.89)	40.17	(29.28)					
	O	240	HWANG Dasom				KOR	0:39.91		8
		10.82	(10.82)	39.91	(29.09)					
16	I	217	ASANO Miku				JPN	0:39.92		9
		10.84	(10.84)	39.92	(29.08)					
	O	205	QU Yi				CHN	0:40.04		12
		11.01	(11.01)	40.04	(29.03)					
17	I	246	NAM Yewon				KOR	0:39.96		10
		11.01	(11.01)	39.96	(28.95)					
	O	267	KARANNIKOVA Tatiana				RUS	0:40.19		15
		10.93	(10.93)	40.19	(29.26)					





Distance Analysis in Pairs

Pair	Lane	No.	Name				Country Code	Time	Note	Rank
		Split Time	Lap Time	Split Time	Lap Time					
18	I	272	KOZYREVA Yulia				RUS	0:40.00		11
		10.97	(10.97)	40.00	(29.03)					
	O	227	AIDOVA Yekaterina				KAZ	0:39.48		4
		10.77	(10.77)	39.48	(28.71)					
19	I	206	SHA Yuning				CHN	0:39.60		6
		11.08	(11.08)	39.60	(28.52)					
	O	243	KIM Hyunyoung				KOR	0:38.80		1
		10.65	(10.65)	38.80	(28.15)					
20	I	223	TSUJIMOTO Arisa				JPN	0:39.13		2
		10.74	(10.74)	39.13	(28.39)					
	O	226	YAMADA Rio				JPN	0:39.50		5
		10.90	(10.90)	39.50	(28.60)					

Legend:				
*	Marks a record as of the time recorded, that was later surpassed	=	Equal sign indicates that two or more skaters share the same rank	I Inner lane
No.	Start number	O	Outer lane	UR Universiade Record
WR	World Record			





Almaty 2017
28th WINTER UNIVERSIADE

Medeu High-Mountain Ice Rink

THU 2 FEB 2017

Speed Skating

Ladies' 500m

Race 2 of 2



Distance Analysis in Pairs

WR 500m	37.30	LEE Sang Hwa (KOR)	16 NOV 2013	Salt Lake City (USA)
UR 500m	38.16	LEE Sang Hwa (KOR)	19 FEB 2009	Harbin (CHN)
WR: 100m	10.22	Finish	37.30	
UR:	10.09		36.36	

UR 2x500m	1:16.36	LEE Sang Hwa (KOR)	19 FEB 2009	Harbin (CHN)
------------------	----------------	--------------------	-------------	--------------

Pair	Lane	No.	Name				Country Code	Time	Note	Rank
			Split Time	Lap Time	Split Time	Lap Time				
1	O	279	KNOKE LINDQVIST Ann-Marie				SWE	91.29		32
			12.59	(12.59)	45.52	(32.93)				
2	I	253	SMIT Ariane				NED	118.19		37
			11.24	(11.24)	41.15	(29.91)				
	O	213	SMEDING Ellia Georgina				GBR	86.07		30
			12.24	(12.24)	43.16	(30.92)				
3	I	275	VOLOKHOVA Kseniia				RUS	92.74		34
			11.08	(11.08)	41.14	(30.06)				
	O	248	ALTAN-OCHIR Zul				MGL	85.481		29
			11.61	(11.61)	42.86	(31.25)				
4	I	281	BILOZERSKA Yelyzaveta				UKR	93.20		35
			12.60	(12.60)	46.10	(33.50)				
	O	284	BOCOX Brianna				USA	85.476		28
			11.87	(11.87)	42.95	(31.08)				
5	I	283	MUZYKA Anna				UKR	92.20		33
			12.64	(12.64)	46.13	(33.49)				
	O	258	VATN Marte				NOR	85.36		27
			11.89	(11.89)	42.85	(30.96)				
6	I	257	HELLEM Ingvild				NOR	87.01		31
			11.70	(11.70)	43.59	(31.89)				
	O	265	STANICA Bianca Lorena				ROU	84.61		25
			11.56	(11.56)	42.23	(30.67)				
7	I	280	LAGRANGE Eva Luzia				SWE	85.19		26
			11.52	(11.52)	42.73	(31.21)				
	O	264	HOGAS Mihaela				ROU	84.13		21
			11.46	(11.46)	42.03	(30.57)				
8	I	232	MALTSEVA Svetlana				KAZ	84.32		23
			11.64	(11.64)	42.33	(30.69)				
	O	212	SARAP Mariin				EST	84.19		22
			11.64	(11.64)	42.12	(30.48)				





Almaty 2017
28th WINTER UNIVERSIADE

Medeu High-Mountain Ice Rink

THU 2 FEB 2017

Speed Skating

Ladies' 500m

Race 2 of 2



Distance Analysis in Pairs

Pair	Lane	No.	Name				Country Code	Time	Note	Rank
			Split Time	Lap Time	Split Time	Lap Time				
9	I	235	SIDELNIK Nadezhda				KAZ	101.93		36
		21.14	(21.14)	1:00.32	(39.18)	60.32				
	O	237	STAPSTOVA Alyona				KAZ	84.37		24
		11.57	(11.57)	42.36	(30.79)	42.36				
10	I	255	WESTERVELD Sanne				NED	82.53		19
		11.35	(11.35)	41.07	(29.72)	41.07				
	O	251	HIJLKEMA Aveline				NED	82.22		18
		11.36	(11.36)	41.08	(29.72)	41.08				
11	I	261	KAPRUZIAK Aleksandra Milena				POL	82.81		20
		11.64	(11.64)	41.63	(29.99)	41.63				
	O	214	BORTOLOTTI Linda				ITA		DSQ	
12	I	256	FALEIDE Nille Martha Norhaug				NOR	82.02		17
		11.26	(11.26)	40.92	(29.66)	40.92				
	O	263	WOJCIK Andzelika				POL	80.50		14
		11.05	(11.05)	40.14	(29.09)	40.14				
13	I	204	QIN Yangyang				CHN	80.76		15
		11.13	(11.13)	40.49	(29.36)	40.49				
	O	202	BAI Dan				CHN	80.49		13
		11.10	(11.10)	40.31	(29.21)	40.31				
14	I	267	KARANNIKOVA Tatiana				RUS	80.78		16
		11.03	(11.03)	40.59	(29.56)	40.59				
	O	220	NAKAMURA Anna				JPN	80.17		12
		10.99	(10.99)	40.00	(29.01)	40.00				
15	I	205	QU Yi				CHN	79.96		11
		11.15	(11.15)	39.91	(28.76)	39.91				
	O	272	KOZYREVA Yulia				RUS	79.88		9
		10.92	(10.92)	39.88	(28.96)	39.88				
16	I	240	HWANG Dasom				KOR		DSQ	
		10.97	(10.97)	39.98	(29.01)					
	O	246	NAM Yewon				KOR	79.67		7
		11.07	(11.07)	39.71	(28.64)	39.71				
17	I	254	VOSKAMP Dione				NED	79.80		8
		10.92	(10.92)	39.94	(29.02)	39.94				
	O	217	ASANO Miku				JPN	79.90		10
		11.00	(11.00)	39.98	(28.98)	39.98				





Almaty 2017
28th WINTER UNIVERSIADE

Medeu High-Mountain Ice
Rink

THU 2 FEB 2017

Speed Skating

Ladies' 500m

Race 2 of 2



Distance Analysis in Pairs

Pair	Lane	No.	Name				Country Code	Time	Note	Rank
			Split Time	Lap Time	Split Time	Lap Time				
18	I	226	YAMADA Rio				JPN	79.25		5
			11.12	(11.12)	39.74	(28.62)		39.74		6
	O	206	SHA Yuning				CHN	79.40		6
			11.08	(11.08)	39.80	(28.72)		39.80		7
19	I	227	AIDOVA Yekaterina				KAZ	78.84		4
			10.90	(10.90)	39.36	(28.46)		39.36		3
	O	270	KACHURKINA Aleksandra				RUS	78.71		3
			11.08	(11.08)	39.26	(28.18)		39.26		2
20	I	243	KIM Hyunung				KOR	77.83		1
			10.82	(10.82)	39.03	(28.21)		39.03		1
	O	223	TSUJIMOTO Arisa				JPN	78.52		2
			11.04	(11.04)	39.39	(28.35)		39.39		4

Legend:					
*	Marks a record as of the time recorded, that was later surpassed	=	Equal sign indicates that two or more skaters share the same rank	DSQ	Disqualified
I	Inner lane	No.	Start number	O	Outer lane
UR	Universiade Record	WR	World Record		





Almaty 2017

28TH WINTER UNIVERSIADE



SPEED SKATING

Ladies' 1,000m



Start List

REVISED
4 FEB 10:17

WR	1:12.18	BOWE Brittany (USA)	22 NOV 2015	Salt Lake City (USA)
UR	1:16.83	JIN Peiyu (CHN)	25 FEB 2009	Harbin (CHN)

Pair	Lane	No.	Name	Country Code
1	I	279	KNOKE LINDQVIST Ann-Marie	SWE
	O	281	BILOZERSKA Yelyzaveta	UKR
2	I	213	SMEDING Ellia Georgina	GBR
	O	283	MUZYKA Anna	UKR
3	I	280	LAGRANGE Eva Luzia	SWE
	O	255	WESTERVELD Sanne	NED
4	I	248	ALTAN-OCHIR Zul	MGL
	O	235	SIDELNIK Nadezhda	KAZ
5	I	256	FALEIDE Nille Martha Norhaug	NOR
	O	212	SARAP Mariin	EST
6	I	263	WOJCIK Andzelika	POL
	O	268	CHEPIL Anastasiia	RUS
7	I	285	VORONINA Daria	RUS
	O	254	VOSKAMP Dione	NED
ICE preparation				
8	I	284	BOCOX Brianna	USA
	O	253	SMIT Ariane	NED
9	I	214	BORTOLOTTI Linda	ITA
	O	204	QIN Yangyang	CHN
10	I	202	BAI Dan	CHN
	O	251	HIJLKEMA Aveline	NED
11	I	240	HWANG Dasom	KOR
	O	236	SIZOVA Mariya	KAZ
12	I	205	QU Yi	CHN
	O	261	KAPRUZIAK Aleksandra Milena	POL
13	I	267	KARANNIKOVA Tatiana	RUS
	O	224	TSUJINAKA Anna	JPN
14	I	219	MATSUZAWA Yukari	JPN
	O	243	KIM Hyunyoung	KOR
15	I	223	TSUJIMOTO Arisa	JPN
	O	246	NAM Yewon	KOR



Start List

REVISED
4 FEB 10:17

Pair	Lane	No. Name	Country Code
16	I	270 KACHURKINA Aleksandra	RUS
	O	226 YAMADA Rio	JPN
17	I	227 AIDOVA Yekaterina	KAZ
	O	206 SHA Yuning	CHN

Legend:				
I	Inner lane	No.	Start Number	O
UR	Universiade Record	WR	World Record	

startlist revised





Results

WR	1:12.18	BOWE Brittany (USA)	22 NOV 2015	Salt Lake City (USA)
UR	1:16.83	JIN Peiyu (CHN)	25 FEB 2009	Harbin (CHN)

ISU Officials:	
Starter	BOYARSKIY Evgeny (RUS)

Rank	No.	Name	Country Code	Pair	Lane	Time	Gap	Note
1	270	KACHURKINA Aleksandra	RUS	16	I	1:19.10	0.00	
2	243	KIM Hyunyoung	KOR	14	O	1:19.19	0.09	
3	227	AIDOVA Yekaterina	KAZ	17	I	1:19.53	0.43	
4	219	MATSUZAWA Yukari	JPN	14	I	1:20.26	1.16	
5	223	TSUJIMOTO Arisa	JPN	15	I	1:20.55	1.45	
6	226	YAMADA Rio	JPN	16	O	1:20.83	1.73	
7	205	QU Yi	CHN	12	I	1:21.09	1.99	
8	251	HIJLKEMA Aveline	NED	10	O	1:21.30	2.20	
9	263	WOJCIK Andzelika	POL	6	I	1:21.52	2.42	
10	214	BORTOLOTTI Linda	ITA	9	I	1:21.92	2.82	
11	224	TSUJINAKA Anna	JPN	13	O	1:22.07	2.97	
12	267	KARANNIKOVA Tatiana	RUS	13	I	1:22.10	3.00	
13	254	VOSKAMP Dione	NED	7	O	1:22.25	3.15	
14	240	HWANG Dasom	KOR	11	I	1:22.39	3.29	
15	206	SHA Yuning	CHN	17	O	1:22.49	3.39	
16	261	KAPRUZIAK Aleksandra Milena	POL	12	O	1:23.67	4.57	
17	202	BAI Dan	CHN	10	I	1:23.702	4.60	
18	285	VORONINA Daria	RUS	7	I	1:23.703	4.60	
19	253	SMIT Ariane	NED	8	O	1:23.97	4.87	
20	204	QIN Yangyang	CHN	9	O	1:24.25	5.15	
21	235	SIDELNIK Nadezhda	KAZ	4	O	1:24.27	5.17	
22	236	SIZOVA Mariya	KAZ	11	O	1:24.72	5.62	
23	255	WESTERVELD Sanne	NED	3	O	1:24.85	5.75	
24	246	NAM Yewon	KOR	15	O	1:24.95	5.85	
25	213	SMEDING Ellia Georgina	GBR	2	I	1:25.46	6.36	
26	256	FALEIDE Nille Martha Norhaug	NOR	5	I	1:25.77	6.67	
27	212	SARAP Mariin	EST	5	O	1:26.51	7.41	
28	268	CHEPIL Anastasiia	RUS	6	O	1:26.56	7.46	
29	248	ALTAN-OCHIR Zul	MGL	4	I	1:27.26	8.16	
30	284	BOCOX Brianna	USA	8	I	1:28.60	9.50	
31	279	KNOKE LINDQVIST Ann-Marie	SWE	1	I	1:29.71	10.61	
32	283	MUZYKA Anna	UKR	2	O	1:32.99	13.89	
33	281	BILOZERSKA Yelyzaveta	UKR	1	O	1:37.60	18.50	
	280	LAGRANGE Eva Luzia	SWE	3	I	DSQ		



Results

Note:
If two or more skaters obtained the same time to the hundredth of a second, the ties will be broken and presented to the thousandth of a second.

Legend:					
DSQ	Disqualified	I	Inner lane	No.	Start number
O	Outer lane	UR	Universiade Record	WR	World Record

Competitor 280 LAGRANGE Eva Luzia has been disqualified according to rule 257 paragraph 1.





Almaty 2017
28th WINTER UNIVERSIADE

Medeu High-Mountain Ice
Rink

SAT 4 FEB 2017

Speed Skating

Ladies' 1000m



Distance Analysis in Pairs

WR	1:12.18	BOWE Brittany (USA)	22 NOV 2015	Salt Lake City (USA)
UR	1:16.83	JIN Peiyu (CHN)	25 FEB 2009	Harbin (CHN)
WR:				
UR:				

Pair	Lane	No.	Name					Country Code	Time	Note	Rank
			Split Time	Lap Time	Split Time	Lap Time	Split Time				
1	I	279	KNOKE LINDQVIST Ann-Marie					SWE	1:29.71		31
			20.83	(20.83)	53.82	(32.99)	1:29.71	(35.89)			
	O	281	BILOZERSKA Yelyzaveta					UKR	1:37.60		33
			22.60	(22.60)	58.85	(36.25)	1:37.60	(38.75)			
2	I	213	SMEDING Ellia Georgina					GBR	1:25.46		25
			20.39	(20.39)	51.42	(31.03)	1:25.46	(34.04)			
	O	283	MUZYKA Anna					UKR	1:32.99		32
			21.28	(21.28)	55.67	(34.39)	1:32.99	(37.32)			
3	I	280	LAGRANGE Eva Luzia					SWE		DSQ	
			19.92	(19.92)	51.75	(31.83)	1:26.51	(34.76)			
	O	255	WESTERVELD Sanne					NED	1:24.85		23
			19.45	(19.45)	50.73	(31.28)	1:24.85	(34.12)			
4	I	248	ALTAN-OCHIR Zул					MGL	1:27.26		29
			19.65	(19.65)	51.33	(31.68)	1:27.26	(35.93)			
	O	235	SIDELNIK Nadezhda					KAZ	1:24.27		21
			20.00	(20.00)	50.99	(30.99)	1:24.27	(33.28)			
5	I	256	FALEIDE Nille Martha Norhaug					NOR	1:25.77		26
			19.50	(19.50)	50.42	(30.92)	1:25.77	(35.35)			
	O	212	SARAP Mariin					EST	1:26.51		27
			20.03	(20.03)	51.69	(31.66)	1:26.51	(34.82)			
6	I	263	WOJCIK Andzelika					POL	1:21.52		9
			18.86	(18.86)	48.96	(30.10)	1:21.52	(32.56)			
	O	268	CHEPIL Anastasiia					RUS	1:26.56		28
			19.11	(19.11)	50.40	(31.29)	1:26.56	(36.16)			
7	I	285	VORONINA Daria					RUS	1:23.703		18
			19.27	(19.27)	49.86	(30.59)	1:23.70	(33.84)			
	O	254	VOSKAMP Dione					NED	1:22.25		13
			18.80	(18.80)	48.73	(29.93)	1:22.25	(33.52)			
8	I	284	BOCOX Brianna					USA	1:28.60		30
			20.03	(20.03)	52.63	(32.60)	1:28.60	(35.97)			
	O	253	SMIT Ariane					NED	1:23.97		19
			19.35	(19.35)	50.30	(30.95)	1:23.97	(33.67)			





Almaty 2017
28th WINTER UNIVERSIADE

Medeu High-Mountain Ice
Rink

SAT 4 FEB 2017

Speed Skating
Ladies' 1000m



Distance Analysis in Pairs

Pair	Lane	No.	Name					Country Code	Time	Note	Rank
		Split Time	Lap Time	Split Time	Lap Time	Split Time	Lap Time				
9	I	214	BORTOLOTTI Linda					ITA	1:21.92		10
			19.12	(19.12)	48.76	(29.64)	1:21.92	(33.16)			
	O	204	QIN Yangyang					CHN	1:24.25		20
			19.32	(19.32)	49.80	(30.48)	1:24.25	(34.45)			
10	I	202	BAI Dan					CHN	1:23.702		17
			19.25	(19.25)	49.66	(30.41)	1:23.70	(34.04)			
	O	251	HIJLKEMA Aveline					NED	1:21.30		8
			19.09	(19.09)	49.00	(29.91)	1:21.30	(32.30)			
11	I	240	HWANG Dasom					KOR	1:22.39		14
			19.09	(19.09)	49.44	(30.35)	1:22.39	(32.95)			
	O	236	SIZOVA Mariya					KAZ	1:24.72		22
			19.89	(19.89)	51.13	(31.24)	1:24.72	(33.59)			
12	I	205	QU Yi					CHN	1:21.09		7
			18.97	(18.97)	48.35	(29.38)	1:21.09	(32.74)			
	O	261	KAPRUZIAK Aleksandra Milena					POL	1:23.67		16
			19.49	(19.49)	50.07	(30.58)	1:23.67	(33.60)			
13	I	267	KARANNIKOVA Tatiana					RUS	1:22.10		12
			18.80	(18.80)	48.66	(29.86)	1:22.10	(33.44)			
	O	224	TSUJINAKA Anna					JPN	1:22.07		11
			19.26	(19.26)	48.85	(29.59)	1:22.07	(33.22)			
14	I	219	MATSUZAWA Yukari					JPN	1:20.26		4
			18.65	(18.65)	47.93	(29.28)	1:20.26	(32.33)			
	O	243	KIM Hyunung					KOR	1:19.19		2
			18.32	(18.32)	46.97	(28.65)	1:19.19	(32.22)			
15	I	223	TSUJIMOTO Arisa					JPN	1:20.55		5
			18.76	(18.76)	48.43	(29.67)	1:20.55	(32.12)			
	O	246	NAM Yewon					KOR	1:24.95		24
			19.41	(19.41)	50.29	(30.88)	1:24.95	(34.66)			
16	I	270	KACHURKINA Aleksandra					RUS	1:19.10		1
			18.66	(18.66)	47.97	(29.31)	1:19.10	(31.13)			
	O	226	YAMADA Rio					JPN	1:20.83		6
			18.87	(18.87)	48.24	(29.37)	1:20.83	(32.59)			
17	I	227	AIDOVA Yekaterina					KAZ	1:19.53		3
			18.27	(18.27)	47.35	(29.08)	1:19.53	(32.18)			
	O	206	SHA Yuning					CHN	1:22.49		15
			19.20	(19.20)	49.18	(29.98)	1:22.49	(33.31)			





Distance Analysis in Pairs

Legend:					
*	Marks a record as of the time recorded, that was later surpassed	=	Equal sign indicates that two or more skaters share the same rank	DSQ	Disqualified
I	Inner lane	No.	Start number	O	Outer lane
UR	Universiade Record	WR	World Record		





Almaty 2017
28th WINTER UNIVERSIADE

Medeu High-Mountain Ice Rink

SAT 4 FEB 2017
Start Time 11:00
End Time 12:05

Speed Skating

Ladies' 1000m



Ice and Climatic Conditions

As of SAT 4 FEB 2017

	Session 1	
	Start	End
Time	11:00	12:10
Pair Number	1	17
Air Temperature	-9.6°C / 15°F	-9.6°C / 15°F
Ice Temperature	-7.5°C / 19°F	-7.5°C / 19°F
Humidity	79 %	79 %
Air Pressure	1,029 hPa	1,029 hPa





Almaty 2017

28TH WINTER UNIVERSIADE



SPEED SKATING

Ladies' 1,500m



Almaty 2017
28th WINTER UNIVERSIADE

Medeu High-Mountain Ice
Rink

TUE 31 JAN 2017
Start Time 11:00

Speed Skating
Ladies's 1500m



Start List

WR	1:50.85	RICHARDSON BERGSMA Heather (USA)	21 NOV 2015	Salt Lake City (USA)
UR	1:59.03	KODAIRA Nao (JPN)	20 FEB 2009	Harbin (CHN)

Pair	Lane	No.	Name	Country Code
1	I O	281	BILOZERSKA Yelyzaveta	UKR
2	I O	257 215	HELLEM Ingvild LOLLOBRIGIDA Giulia	NOR ITA
3	I O	279 283	KNOKE LINDQVIST Ann-Marie MUZYKA Anna	SWE UKR
4	I O	212 265	SARAP Mariin STANICA Bianca Lorena	EST ROU
5	I O	213 266	SMEDING Ellia Georgina STEF Raluca Doina	GBR ROU
6	I O	280 255	LAGRANGE Eva Luzia WESTERVELD Sanne	SWE NED
7	I O	235 248	SIDELNIK Nadezhda ALTAN-OCHIR Zul	KAZ MGL
8	I O	208 284	YAN Yuzhuo BOCOX Brianna	CHN USA
9	I O	236 273	SIZOVA Mariya PRISTALOVA Anna	KAZ RUS
10	I O	262 250	WLODARCZYK Urszula CNOSSEN Willemijn	POL NED
11	I O	263 258	WOJCIK Andzelika VATN Marte	POL NOR
12	I O	216 261	MALFATTI Gloria KAPRUZIAK Aleksandra Milena	ITA POL
13	I O	214 223	BORTOLOTTI Linda TSUJIMOTO Arisa	ITA JPN
14	I O	244 249	LIM Jungsoo BOER Annemarie	KOR NED
15	I O	245 251	NAM Jieun HIJKEMA Aveline	KOR NED
16	I O	260 226	FUDALEJ Angelika Magdalena YAMADA Rio	POL JPN





Start List

Pair	Lane	No. Name	Country Code
17	I	269 CHERNEGA Olesya	RUS
	O	231 KLIMCHUK Tatyana	KAZ
18	I	247 PARK Chowon	KOR
	O	221 SAKAI Nene	JPN
19	I	207 WU Dan	CHN
	O	271 KALASHNIKOVA Aleksandra	RUS
20	I	222 TAKAHASHI Nana	JPN
	O	227 AIDOVA Yekaterina	KAZ
21	I	241 JUN Yejin	KOR
	O	270 KACHURKINA Aleksandra	RUS

Legend:					
I	Inner lane	No.	Start Number	O	Outer lane
UR	Universiade Record	WR	World Record		





Almaty 2017
28th WINTER UNIVERSIADE

Medeu High-Mountain Ice Rink

TUE 31 JAN 2017

Speed Skating
Ladies's 1500m



Results

WR	1:50.85	RICHARDSON BERGSMA Heather (USA)	21 NOV 2015	Salt Lake City (USA)
UR	1:59.03	KODAIRA Nao (JPN)	20 FEB 2009	Harbin (CHN)

ISU Officials:	
Starter	BOYARSKIY Evgeny (RUS)

Rank	No.	Name	Country Code	Pair	Lane	Time	Gap	Note
1	270	KACHURKINA Aleksandra	RUS	21	O	2:06.20	0.00	
2	222	TAKAHASHI Nana	JPN	20	I	2:06.35	0.15	
3	227	AIDOVA Yekaterina	KAZ	20	O	2:06.58	0.38	
4	221	SAKAI Nene	JPN	18	O	2:07.98	1.78	
5	263	WOJCIK Andzelika	POL	11	I	2:08.06	1.86	
6	241	JUN Yejin	KOR	21	I	2:09.28	3.08	
7	251	HIJKEMA Aveline	NED	15	O	2:09.32	3.12	
8	223	TSUJIMOTO Arisa	JPN	13	O	2:10.03	3.83	
9	247	PARK Chowon	KOR	18	I	2:10.06	3.86	
10	226	YAMADA Rio	JPN	16	O	2:10.14	3.94	
11	258	VATN Marte	NOR	11	O	2:10.15	3.95	
12	269	CHERNEGA Olesya	RUS	17	I	2:10.20	4.00	
13	231	KLIMCHUK Tatyana	KAZ	17	O	2:10.30	4.10	
14	250	CNOSSEN Willemijn	NED	10	O	2:10.45	4.25	
15	245	NAM Jieun	KOR	15	I	2:10.76	4.56	
16	249	BOER Annemarie	NED	14	O	2:11.53	5.33	
17	244	LIM Jungsoo	KOR	14	I	2:12.14	5.94	
18	216	MALFATTI Gloria	ITA	12	I	2:12.37	6.17	
19	214	BORTOLOTTI Linda	ITA	13	I	2:12.39	6.19	
20	273	PRISTALOVA Anna	RUS	9	O	2:12.47	6.27	
21	271	KALASHNIKOVA Aleksandra	RUS	19	O	2:13.39	7.19	
22	236	SIZOVA Mariya	KAZ	9	I	2:13.73	7.53	
23	261	KAPRUZIAK Aleksandra Milena	POL	12	O	2:13.91	7.71	
24	262	WLODARCZYK Urszula	POL	10	I	2:14.17	7.97	
25	207	WU Dan	CHN	19	I	2:14.27	8.07	
26	215	LOLLOBRIGIDA Giulia	ITA	2	O	2:14.82	8.62	
27	260	FUDALEJ Angelika Magdalena	POL	16	I	2:15.24	9.04	
28	213	SMEDING Ellia Georgina	GBR	5	I	2:16.13	9.93	
29	265	STANICA Bianca Lorena	ROU	4	O	2:16.55	10.35	
30	266	STEF Raluca Doina	ROU	5	O	2:16.75	10.55	
31	255	WESTERVELD Sanne	NED	6	O	2:17.51	11.31	
32	280	LAGRANGE Eva Luzia	SWE	6	I	2:17.87	11.67	
33	208	YAN Yuzhuo	CHN	8	I	2:18.10	11.90	
34	212	SARAP Mariin	EST	4	I	2:20.79	14.59	
35	284	BOCOX Brianna	USA	8	O	2:20.93	14.73	
36	248	ALTAN-OCHIR Zul	MGL	7	O	2:21.28	15.08	
37	279	KNOKE LINDQVIST Ann-Marie	SWE	3	I	2:23.51	17.31	
38	257	HELLEM Ingvild	NOR	2	I	2:24.87	18.67	
39	283	MUZYKA Anna	UKR	3	O	2:25.62	19.42	
40	281	BILOZERSKA Yelyzaveta	UKR	1	I	2:29.77	23.57	





Results

Rank	No.	Name	Country Code	Pair	Lane	Time	Gap	Note
	235	SIDELNIK Nadezhda	KAZ	7	I	DSQ		

Legend:					
DSQ	Disqualified	I	Inner lane	No.	Start number
O	Outer lane	UR	Universiade Record	WR	World Record

Competitor 235 Nadezhda SIDELNIK has been disqualified according to rule 256 paragraph 2.





Distance Analysis in Pairs

WR	1:50.85	RICHARDSON BERGSMA Heather (USA)	21 NOV 2015	Salt Lake City (USA)
UR	1:59.03	KODAIRA Nao (JPN)	20 FEB 2009	Harbin (CHN)
WR:				
UR:				

Pair	Lane	No.	Name					Country Code	Time		Note	Rank
			Split Time	Lap Time	Split Time	Lap Time	Split Time		Lap Time	Split Time		
1	I	281	BILOZERSKA Yelyzaveta					UKR	2:29.77			40
			30.35	(30.35)	1:06.08	(35.73)	1:46.53	(40.45)	2:29.77	(43.24)		
2	I	257	HELLEM Ingvild					NOR	2:24.87			38
			28.84	(28.84)	1:03.80	(34.96)	1:42.72	(38.92)	2:24.87	(42.15)		
	O	215	LOLLOBRIGIDA Giulia					ITA	2:14.82			26
			28.72	(28.72)	1:01.68	(32.96)	1:36.96	(35.28)	2:14.82	(37.86)		
3	I	279	KNOKE LINDQVIST Ann-Marie					SWE	2:23.51			37
			29.67	(29.67)	1:04.25	(34.58)	1:42.80	(38.55)	2:23.51	(40.71)		
	O	283	MUZYKA Anna					UKR	2:25.62			39
			30.02	(30.02)	1:07.04	(37.02)	1:46.52	(39.48)	2:25.62	(39.10)		
4	I	212	SARAP Mariin					EST	2:20.79			34
			28.64	(28.64)	1:02.09	(33.45)	1:39.66	(37.57)	2:20.79	(41.13)		
	O	265	STANICA Bianca Lorena					ROU	2:16.55			29
			28.25	(28.25)	1:01.35	(33.10)	1:37.69	(36.34)	2:16.55	(38.86)		
5	I	213	SMEDING Ellia Georgina					GBR	2:16.13			28
			28.66	(28.66)	1:01.18	(32.52)	1:37.46	(36.28)	2:16.13	(38.67)		
	O	266	STEF Raluca Doina					ROU	2:16.75			30
			28.34	(28.34)	1:02.17	(33.83)	1:38.44	(36.27)	2:16.75	(38.31)		
6	I	280	LAGRANGE Eva Luzia					SWE	2:17.87			32
			28.98	(28.98)	1:03.53	(34.55)	1:39.90	(36.37)	2:17.87	(37.97)		
	O	255	WESTERVELD Sanne					NED	2:17.51			31
			28.05	(28.05)	1:01.74	(33.69)	1:38.65	(36.91)	2:17.51	(38.86)		
7	I	235	SIDELNIK Nadezhda					KAZ			DSQ	
			27.34	(27.34)	59.17	(31.83)	1:34.93	(35.76)	2:14.66	(39.73)		
	O	248	ALTAN-OCHIR Zul					MGL	2:21.28			36
			27.92	(27.92)	1:01.68	(33.76)	1:39.71	(38.03)	2:21.28	(41.57)		
8	I	208	YAN Yuzhuo					CHN	2:18.10			33
			28.98	(28.98)	1:02.61	(33.63)	1:38.99	(36.38)	2:18.10	(39.11)		
	O	284	BOCOX Brianna					USA	2:20.93			35
			29.14	(29.14)	1:03.79	(34.65)	1:41.18	(37.39)	2:20.93	(39.75)		



Almaty 2017
28th WINTER UNIVERSIADE

Medeu High-Mountain Ice
Rink

TUE 31 JAN 2017

Speed Skating
Ladies's 1500m



Distance Analysis in Pairs

Pair	Lane	No.	Name					Country Code	Time	Note	Rank
			Split Time	Lap Time	Split Time	Lap Time	Split Time				
9	I	236	SIZOVA Mariya					KAZ	2:13.73		22
			27.33	(27.33)	59.27	(31.94)	1:34.25	(34.98)	2:13.73	(39.48)	
	O	273	PRISTALOVA Anna					RUS	2:12.47		20
			28.23	(28.23)	1:00.10	(31.87)	1:34.58	(34.48)	2:12.47	(37.89)	
10	I	262	WLODARCZYK Urszula					POL	2:14.17		24
			28.61	(28.61)	1:02.00	(33.39)	1:37.50	(35.50)	2:14.17	(36.67)	
	O	250	CNOSSEN Willemijn					NED	2:10.45		14
			28.18	(28.18)	1:01.09	(32.91)	1:35.07	(33.98)	2:10.45	(35.38)	
11	I	263	WOJCIK Andzelika					POL	2:08.06		5
			26.78	(26.78)	58.01	(31.23)	1:31.66	(33.65)	2:08.06	(36.40)	
	O	258	VATN Marte					NOR	2:10.15		11
			28.23	(28.23)	1:00.71	(32.48)	1:34.46	(33.75)	2:10.15	(35.69)	
12	I	216	MALFATTI Gloria					ITA	2:12.37		18
			28.46	(28.46)	1:00.79	(32.33)	1:35.33	(34.54)	2:12.37	(37.04)	
	O	261	KAPRUZIAK Aleksandra Milena					POL	2:13.91		23
			27.62	(27.62)	1:00.21	(32.59)	1:35.40	(35.19)	2:13.91	(38.51)	
13	I	214	BORTOLOTTI Linda					ITA	2:12.39		19
			27.20	(27.20)	59.15	(31.95)	1:33.86	(34.71)	2:12.39	(38.53)	
	O	223	TSUJIMOTO Arisa					JPN	2:10.03		8
			27.76	(27.76)	1:00.20	(32.44)	1:34.93	(34.73)	2:10.03	(35.10)	
14	I	244	LIM Jungsoo					KOR	2:12.14		17
			27.98	(27.98)	1:00.55	(32.57)	1:35.29	(34.74)	2:12.14	(36.85)	
	O	249	BOER Annemarie					NED	2:11.53		16
			27.81	(27.81)	1:00.15	(32.34)	1:35.05	(34.90)	2:11.53	(36.48)	
15	I	245	NAM Jieun					KOR	2:10.76		15
			27.67	(27.67)	59.32	(31.65)	1:33.44	(34.12)	2:10.76	(37.32)	
	O	251	HIJLKEMA Aveline					NED	2:09.32		7
			27.34	(27.34)	1:00.03	(32.69)	1:33.63	(33.60)	2:09.32	(35.69)	
16	I	260	FUDALEJ Angelika Magdalena					POL	2:15.24		27
			28.61	(28.61)	1:01.10	(32.49)	1:36.72	(35.62)	2:15.24	(38.52)	
	O	226	YAMADA Rio					JPN	2:10.14		10
			27.28	(27.28)	58.56	(31.28)	1:32.74	(34.18)	2:10.14	(37.40)	
17	I	269	CHERNEGA Olesya					RUS	2:10.20		12
			27.30	(27.30)	59.21	(31.91)	1:32.92	(33.71)	2:10.20	(37.28)	
	O	231	KLIMCHUK Tatyana					KAZ	2:10.30		13
			27.06	(27.06)	58.81	(31.75)	1:32.87	(34.06)	2:10.30	(37.43)	





Distance Analysis in Pairs

Pair	Lane	No.	Name					Country Code	Time	Note	Rank
			Split Time	Lap Time	Split Time	Lap Time	Split Time				
18	I	247	PARK Chowon					KOR	2:10.06		9
			27.62	(27.62)	58.46	(30.84)	1:32.49	(34.03)	2:10.06	(37.57)	
	O	221	SAKAI Nene					JPN	2:07.98		4
			27.47	(27.47)	59.38	(31.91)	1:32.93	(33.55)	2:07.98	(35.05)	
19	I	207	WU Dan					CHN	2:14.27		25
			27.32	(27.32)	59.94	(32.62)	1:35.55	(35.61)	2:14.27	(38.72)	
	O	271	KALASHNIKOVA Aleksandra					RUS	2:13.39		21
			27.40	(27.40)	1:00.26	(32.86)	1:35.40	(35.14)	2:13.39	(37.99)	
20	I	222	TAKAHASHI Nana					JPN	2:06.35		2
			27.07	(27.07)	58.67	(31.60)	1:31.66	(32.99)	2:06.35	(34.69)	
	O	227	AIDOVA Yekaterina					KAZ	2:06.58		3
			26.82	(26.82)	58.10	(31.28)	1:30.38	(32.28)	2:06.58	(36.20)	
21	I	241	JUN Yejin					KOR	2:09.28		6
			28.14	(28.14)	59.89	(31.75)	1:33.89	(34.00)	2:09.28	(35.39)	
	O	270	KACHURKINA Aleksandra					RUS	2:06.20		1
			26.65	(26.65)	57.57	(30.92)	1:30.54	(32.97)	2:06.20	(35.66)	

Legend:					
*	Marks a record as of the time recorded, that was later surpassed	=	Equal sign indicates that two or more skaters share the same rank	DSQ	Disqualified
I	Inner lane	No.	Start number	O	Outer lane
UR	Universiade Record	WR	World Record		

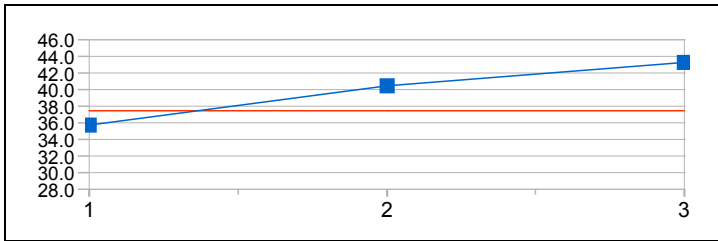




Distance Analysis - Graphical

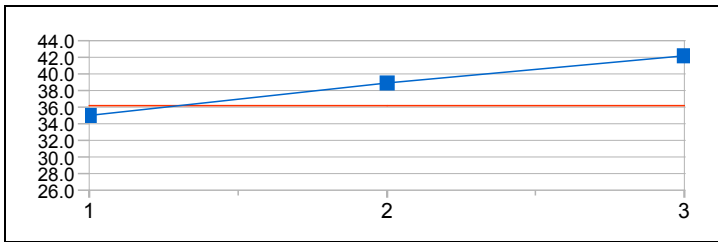
BILOZERSKA Yelyzaveta
2:29.77 (40)

(UKR)
Average: 37.44
43.24 - 30.35 = 12.89



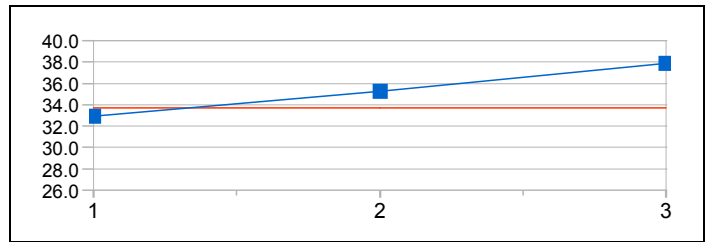
HELLEM Ingvild
2:24.87 (38)

(NOR)
Average: 36.22
42.15 - 28.84 = 13.31



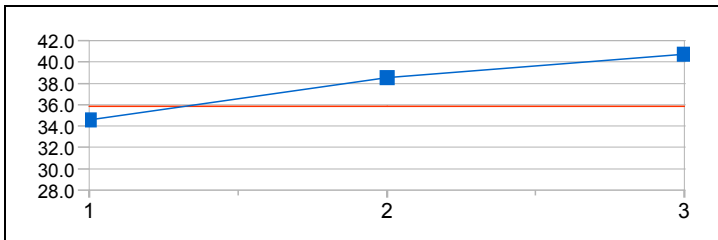
LOLLOBRIGIDA Giulia
2:14.82 (26)

(ITA)
Average: 33.71
37.86 - 28.72 = 9.14



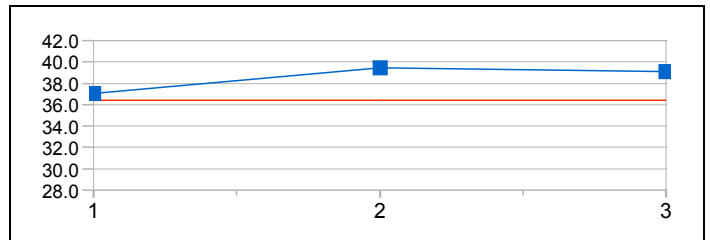
KNOKE LINDQVIST Ann-Marie
2:23.51 (37)

(SWE)
Average: 35.88
40.71 - 29.67 = 11.04



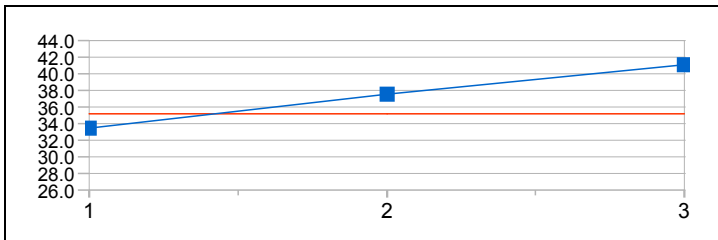
MUZYKA Anna
2:25.62 (39)

(UKR)
Average: 36.41
39.48 - 30.02 = 9.46



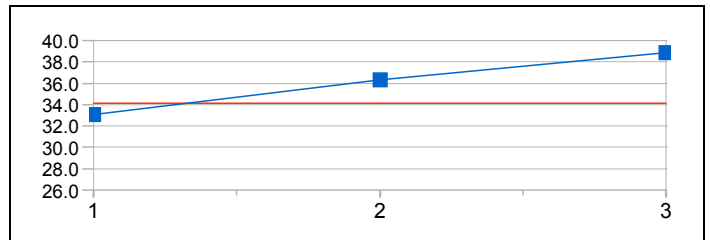
SARAP Mariin
2:20.79 (34)

(EST)
Average: 35.20
41.13 - 28.64 = 12.49



STANICA Bianca Lorena
2:16.55 (29)

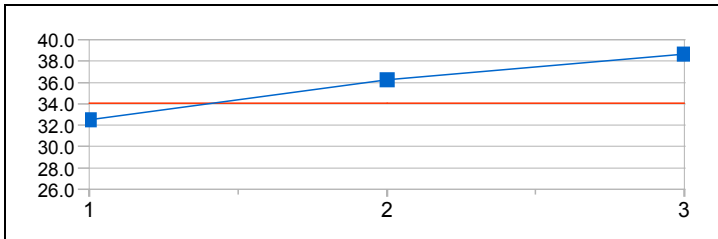
(ROU)
Average: 34.14
38.86 - 28.25 = 10.61



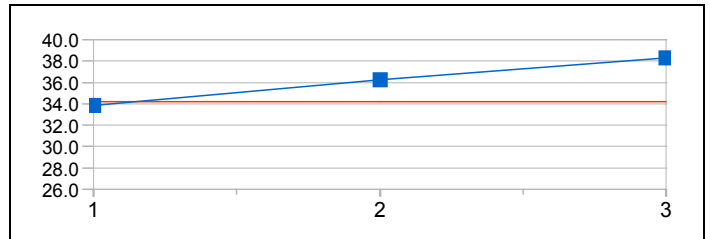


Distance Analysis - Graphical

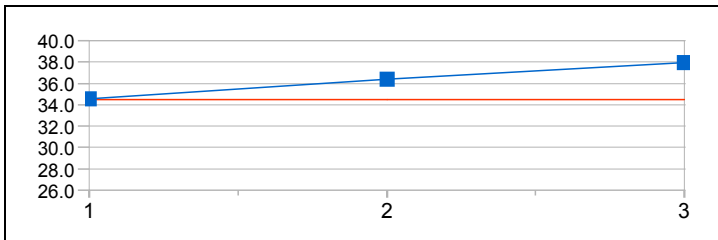
SMEDING Ellia Georgina (GBR)
2:16.13 (28)
Average: 34.03
38.67 - 28.66 = 10.01



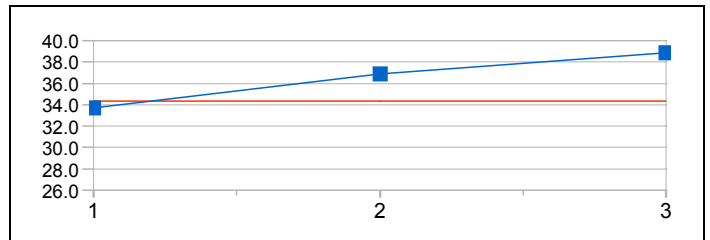
STEF Raluca Doina (ROU)
2:16.75 (30)
Average: 34.19
38.31 - 28.34 = 9.97



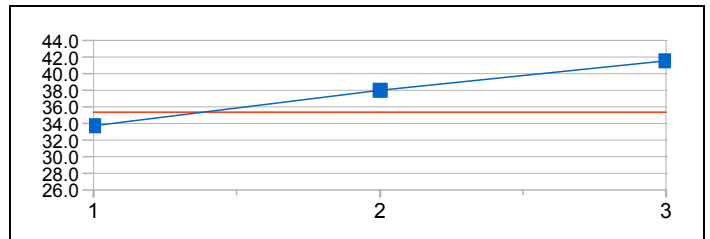
LAGRANGE Eva Luzia (SWE)
2:17.87 (32)
Average: 34.47
37.97 - 28.98 = 8.99



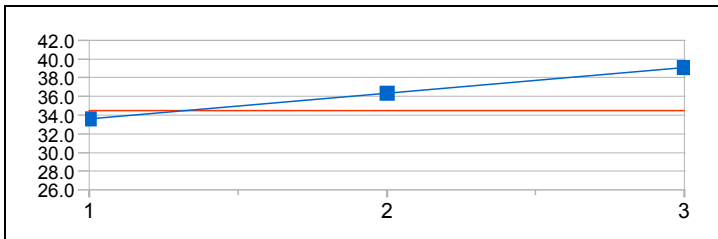
WESTERVELD Sanne (NED)
2:17.51 (31)
Average: 34.38
38.86 - 28.05 = 10.81



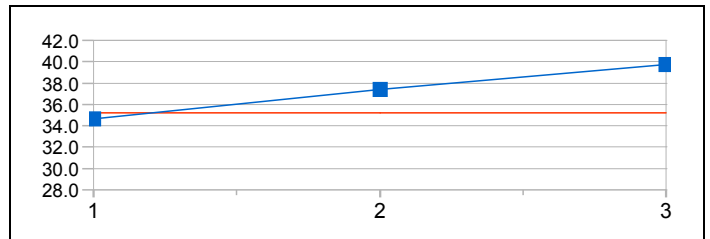
ALTAN-OCHIR Zul (MGL)
2:21.28 (36)
Average: 35.32
41.57 - 27.92 = 13.65



YAN Yuzhuo (CHN)
2:18.10 (33)
Average: 34.53
39.11 - 28.98 = 10.13



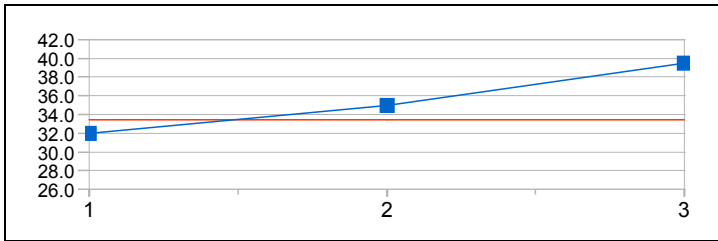
BOCOX Brianna (USA)
2:20.93 (35)
Average: 35.23
39.75 - 29.14 = 10.61



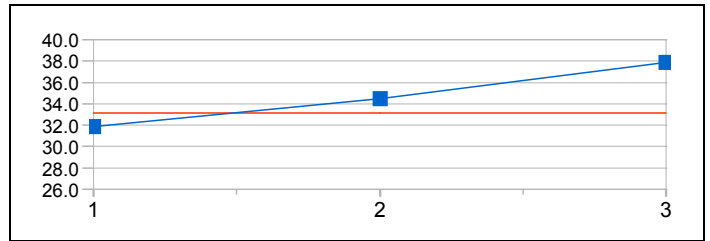


Distance Analysis - Graphical

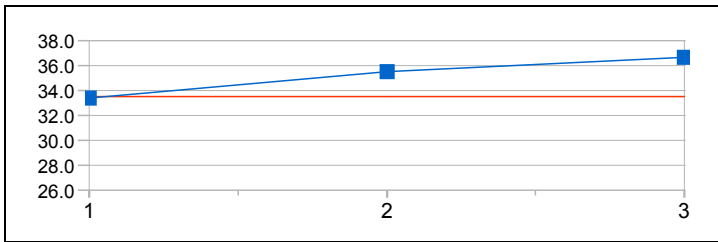
SIZOVA Mariya (KAZ) 2:13.73 (22)
Average: 33.43
39.48 - 27.33 = 12.15



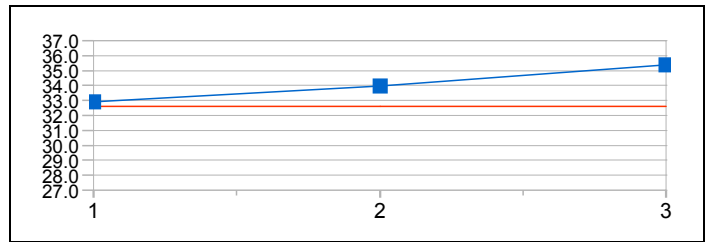
PRISTALOVA Anna (RUS) 2:12.47 (20)
Average: 33.12
37.89 - 28.23 = 9.66



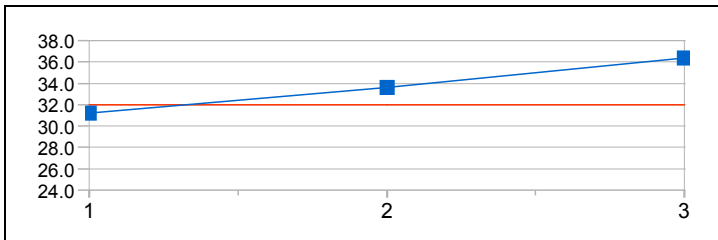
WLODARCZYK Urszula (POL) 2:14.17 (24)
Average: 33.54
36.67 - 28.61 = 8.06



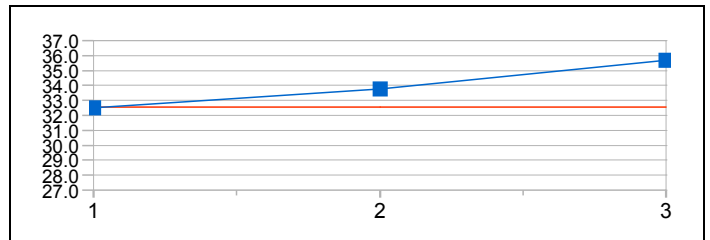
CNOSSEN Willemijn (NED) 2:10.45 (14)
Average: 32.61
35.38 - 28.18 = 7.20



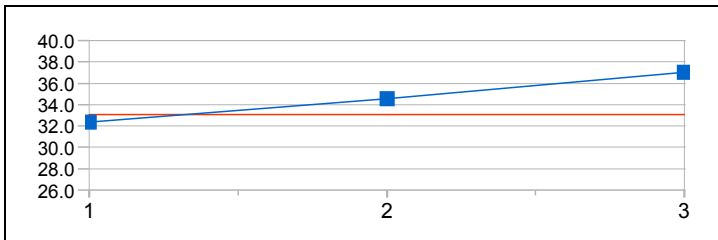
WOJCIK Andzelika (POL) 2:08.06 (5)
Average: 32.02
36.40 - 26.78 = 9.62



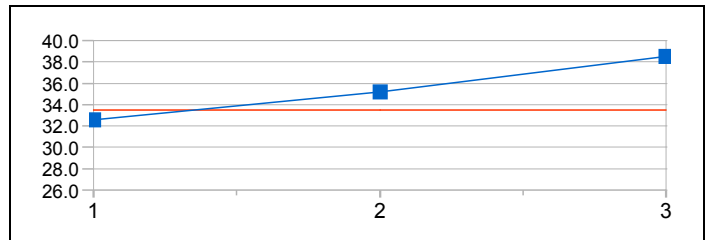
VATN Marte (NOR) 2:10.15 (11)
Average: 32.54
35.69 - 28.23 = 7.46



MALFATTI Gloria (ITA) 2:12.37 (18)
Average: 33.09
37.04 - 28.46 = 8.58



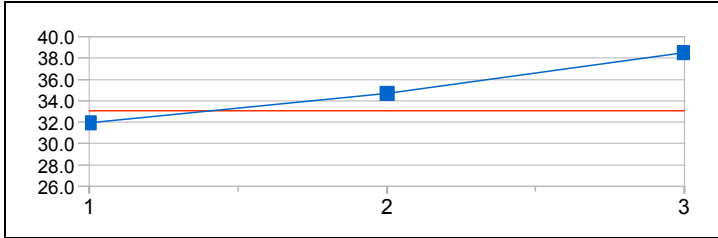
KAPRUZIAK Aleksandra Milena (POL) 2:13.91 (23)
Average: 33.48
38.51 - 27.62 = 10.89



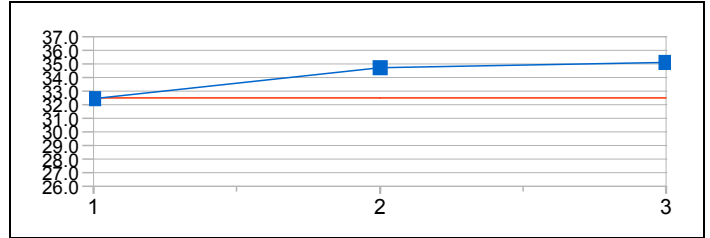


Distance Analysis - Graphical

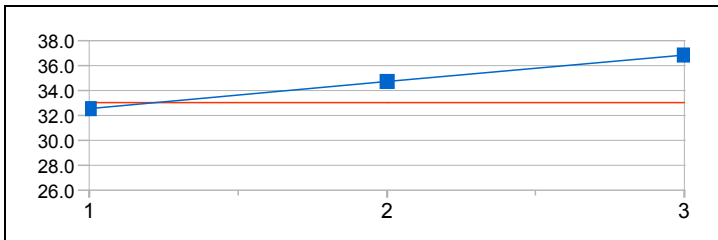
BORTOLOTTI Linda (ITA)
2:12.39 (19)
Average: 33.10
38.53 - 27.20 = 11.33



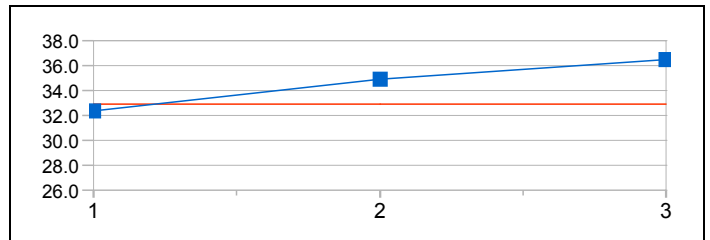
TSUJIMOTO Arisa (JPN)
2:10.03 (8)
Average: 32.51
35.10 - 27.76 = 7.34



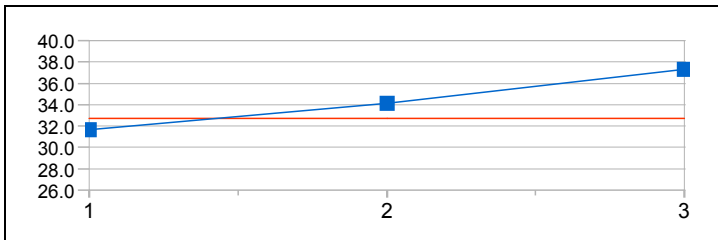
LIM Jungsoo (KOR)
2:12.14 (17)
Average: 33.04
36.85 - 27.98 = 8.87



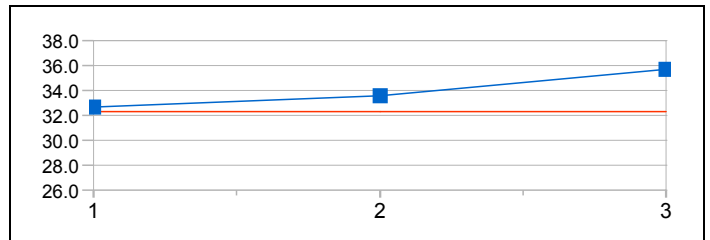
BOER Annemarie (NED)
2:11.53 (16)
Average: 32.88
36.48 - 27.81 = 8.67



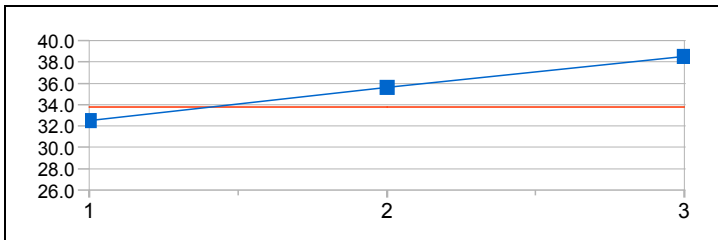
NAM Jieun (KOR)
2:10.76 (15)
Average: 32.69
37.32 - 27.67 = 9.65



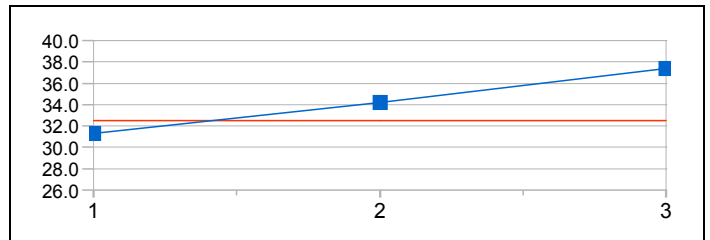
HIJLKEMA Aveline (NED)
2:09.32 (7)
Average: 32.33
35.69 - 27.34 = 8.35



FUDALEJ Angelika Magdalena (POL)
2:15.24 (27)
Average: 33.81
38.52 - 28.61 = 9.91



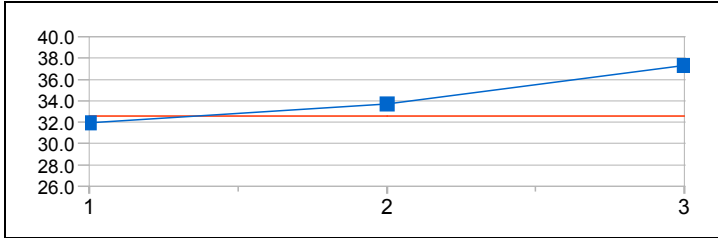
YAMADA Rio (JPN)
2:10.14 (10)
Average: 32.54
37.40 - 27.28 = 10.12



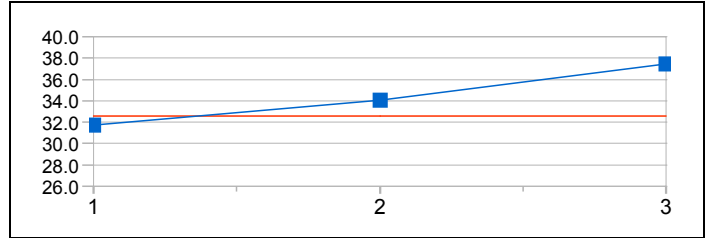


Distance Analysis - Graphical

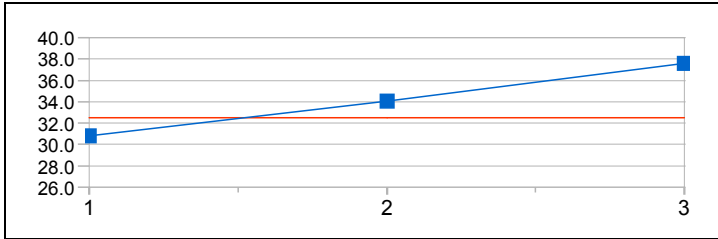
CHERNEGA Olesya (RUS)
2:10.20 (12)
Average: 32.55
37.28 - 27.30 = 9.98



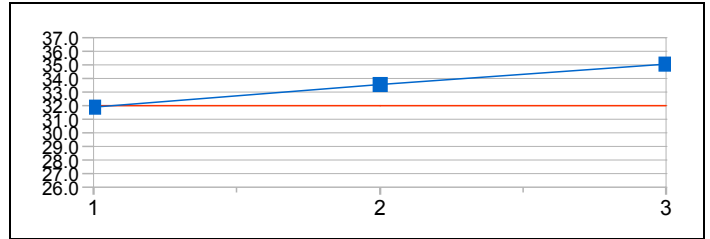
KLIMCHUK Tatyana (KAZ)
2:10.30 (13)
Average: 32.58
37.43 - 27.06 = 10.37



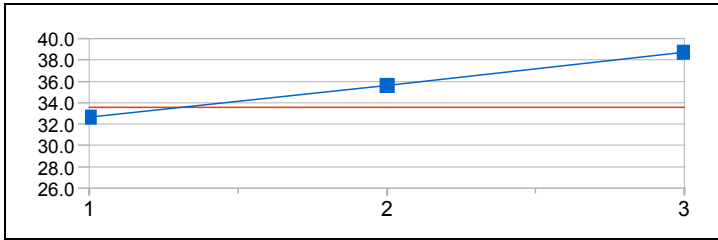
PARK Chowon (KOR)
2:10.06 (9)
Average: 32.52
37.57 - 27.62 = 9.95



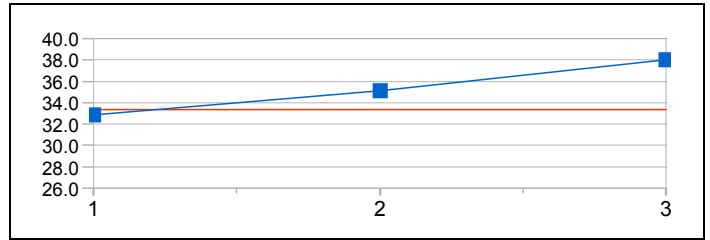
SAKAI Nene (JPN)
2:07.98 (4)
Average: 32.00
35.05 - 27.47 = 7.58



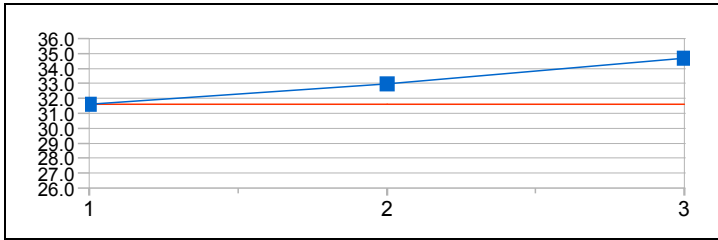
WU Dan (CHN)
2:14.27 (25)
Average: 33.57
38.72 - 27.32 = 11.40



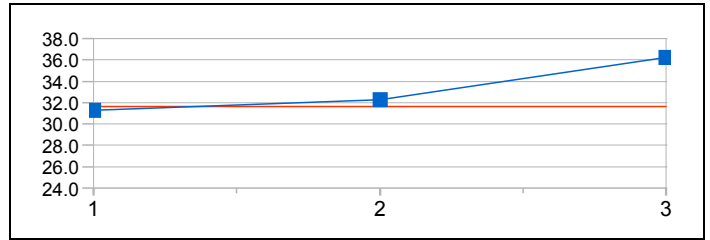
KALASHNIKOVA Aleksandra (RUS)
2:13.39 (21)
Average: 33.35
37.99 - 27.40 = 10.59



TAKAHASHI Nana (JPN)
2:06.35 (2)
Average: 31.59
34.69 - 27.07 = 7.62



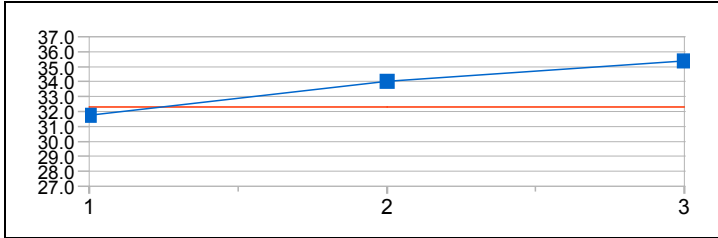
AIDOVA Yekaterina (KAZ)
2:06.58 (3)
Average: 31.65
36.20 - 26.82 = 9.38



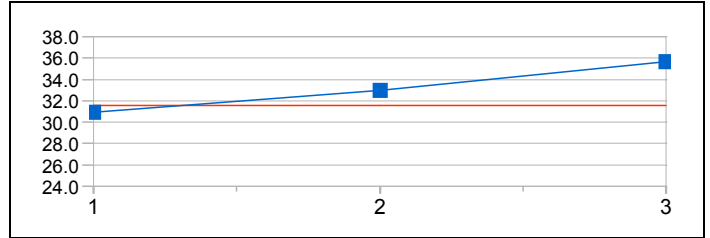


Distance Analysis - Graphical

JUN Yejin (KOR)
 2:09.28 (6)
 Average: 32.32
 35.39 - 28.14 = 7.25



KACHURKINA Aleksandra (RUS)
 2:06.20 (1)
 Average: 31.55
 35.66 - 26.65 = 9.01





Almaty 2017
28th WINTER UNIVERSIADE

Medeu High-Mountain Ice Rink

TUE 31 JAN 2017
Start Time 11:00
End Time 12:45

Speed Skating
Ladies's 1500m



Ice and Climatic Conditions

As of TUE 31 JAN 2017

	Session 1	
	Start	End
Time	11:00	12:00
Pair Number	1	12
Air Temperature	0.0°C / 32°F	0.0°C / 32°F
Ice Temperature	-5.6°C / 22°F	-5.6°C / 22°F
Humidity	98 %	90 %
Air Pressure	1,029 hPa	1,028 hPa





Almaty 2017

28TH WINTER UNIVERSIADE



SPEED SKATING

Ladies' 3,000m



Start List

WR	3:53.34	KLASSEN Cindy (CAN)	18 MAR 2006	Calgary (CAN)
UR	4:12.33	ROKITA Anna Natalia (AUT)	19 JAN 2007	Torino (ITA)

Pair	Lane	No.	Name	Country Code
1	I	283	MUZYKA Anna	UKR
	O	284	BOCOX Brianna	USA
2	I	279	KNOKE LINDQVIST Ann-Marie	SWE
	O	230	KHALIKOVA Elvira	KAZ
3	I	281	BILOZERSKA Yelyzaveta	UKR
	O	210	YANG Jie	CHN
4	I	265	STANICA Bianca Lorena	ROU
	O	213	SMEDING Ellia Georgina	GBR
5	I	216	MALFATTI Gloria	ITA
	O	266	STEF Raluca Doina	ROU
6	I	215	LOLLOBRIGIDA Giulia	ITA
	O	277	ZDRAVKOVA Anastasiia	RUS
7	I	203	GAO Yue	CHN
	O	280	LAGRANGE Eva Luzia	SWE
8	I	251	HIJLKEMA Aveline	NED
	O	236	SIZOVA Mariya	KAZ
9	I	250	CNOSSEN Willemijn	NED
	O	218	FURUSHO Ai	JPN
10	I	249	BOER Annemarie	NED
	O	278	ZUEVA Anastasiia	RUS
11	I	207	WU Dan	CHN
	O	231	KLIMCHUK Tatyana	KAZ
12	I	260	FUDALEJ Angelika Magdalena	POL
	O	258	VATN Marte	NOR
13	I	262	WLODARCZYK Urszula	POL
	O	274	SOKHRYAKOVA Elena	RUS
14	I	247	PARK Chowon	KOR
	O	221	SAKAI Nene	JPN
15	I	241	JUN Yejin	KOR
	O	222	TAKAHASHI Nana	JPN
16	I	244	LIM Jungsoo	KOR
	O	201	ZUYEVA Maryna	BLR



Medeu High-Mountain Ice Rink

Speed Skating

Ladies' 3000m



WED 1 FEB 2017
Start Time 11:00

Start List

Legend:					
I	Inner lane	No.	Start Number	O	Outer lane
UR	Universiade Record	WR	World Record		





Results

WR	3:53.34	KLASSEN Cindy (CAN)	18 MAR 2006	Calgary (CAN)
UR	4:12.33	ROKITA Anna Natalia (AUT)	19 JAN 2007	Torino (ITA)

Rank	No.	Name	Country Code	Pair	Lane	Time	Gap	Note
1	201	ZUYEVA Maryna	BLR	16	O	4:18.26	0.00	
2	222	TAKAHASHI Nana	JPN	15	O	4:27.68	9.42	
3	274	SOKHRYAKOVA Elena	RUS	13	O	4:27.89	9.63	
4	221	SAKAI Nene	JPN	14	O	4:28.38	10.12	
5	231	KLIMCHUK Tatyana	KAZ	11	O	4:28.92	10.66	
6	251	HIJLKEMA Aveline	NED	8	I	4:31.53	13.27	
7	250	CNOSSEN Willemijn	NED	9	I	4:31.63	13.37	
8	218	FURUSHO Ai	JPN	9	O	4:33.44	15.18	
9	278	ZUEVA Anastasiia	RUS	10	O	4:34.11	15.85	
10	241	JUN Yejin	KOR	15	I	4:36.73	18.47	
11	277	ZDRAVKOVA Anastasiia	RUS	6	O	4:36.84	18.58	
12	244	LIM Jungsoo	KOR	16	I	4:37.74	19.48	
13	247	PARK Chowon	KOR	14	I	4:39.74	21.48	
14	216	MALFATTI Gloria	ITA	5	I	4:40.40	22.14	
15	260	FUDALEJ Angelika Magdalena	POL	12	I	4:40.88	22.62	
16	258	VATN Marte	NOR	12	O	4:40.95	22.69	
17	207	WU Dan	CHN	11	I	4:42.86	24.60	
18	249	BOER Annemarie	NED	10	I	4:43.44	25.18	
19	203	GAO Yue	CHN	7	I	4:45.78	27.52	
20	280	LAGRANGE Eva Luzia	SWE	7	O	4:45.81	27.55	
21	215	LOLLOBRIGIDA Giulia	ITA	6	I	4:47.13	28.87	
22	213	SMEDING Ellia Georgina	GBR	4	O	4:47.70	29.44	
23	236	SIZOVA Mariya	KAZ	8	O	4:49.91	31.65	
24	266	STEF Raluca Doina	ROU	5	O	4:51.60	33.34	
25	283	MUZYKA Anna	UKR	1	I	4:51.90	33.64	
26	265	STANICA Bianca Lorena	ROU	4	I	4:52.28	34.02	
27	230	KHALIKOVA Elvira	KAZ	2	O	4:52.40	34.14	
28	210	YANG Jie	CHN	3	O	4:56.94	38.68	
29	279	KNOKE LINDQVIST Ann-Marie	SWE	2	I	5:00.44	42.18	
30	284	BOCOX Brianna	USA	1	O	5:01.57	43.31	
31	281	BILOZERSKA Yelyzaveta	UKR	3	I	5:11.74	53.48	
	262	WLODARCZYK Urszula	POL	13	I	DNF		

Legend:					
DNF	Did Not Finish	I	Inner lane	No.	Start number
O	Outer lane	UR	Universiade Record	WR	World Record



Almaty 2017
28th WINTER UNIVERSIADE

Medeu High-Mountain Ice
Rink

WED 1 FEB 2017

Speed Skating

Ladies' 3000m



Distance Analysis in Pairs

WR	3:53.34	KLASSEN Cindy (CAN)	18 MAR 2006	Calgary (CAN)
UR	4:12.33	ROKITA Anna Natalia (AUT)	19 JAN 2007	Torino (ITA)
WR:				
UR:				

Pair	Lane	No.	Name					Country Code	Time	Note	Rank	
			Split Time	Lap Time	Split Time	Lap Time	Split Time					
1	I	283	MUZYKA Anna					UKR	4:51.90		25	
			21.67	(21.67)	57.16	(35.49)	1:34.81	(37.65)	2:14.10	(39.29)	2:53.13	(39.03)
	O	284	BOCOX Brianna					USA	5:01.57		30	
			22.14	(22.14)	57.18	(35.04)	1:34.63	(37.45)	2:12.93	(38.30)	2:52.94	(40.01)
2	I	279	KNOKE LINDQVIST Ann-Marie					SWE	5:00.44		29	
			21.61	(21.61)	57.10	(35.49)	1:35.43	(38.33)	2:14.29	(38.86)	2:53.66	(39.37)
	O	230	KHALIKOVA Elvira					KAZ	4:52.40		27	
			21.06	(21.06)	55.23	(34.17)	1:32.30	(37.07)	2:10.70	(38.40)	2:49.84	(39.14)
3	I	281	BILOZERSKA Yelyzaveta					UKR	5:11.74		31	
			22.45	(22.45)	58.88	(36.43)	1:37.41	(38.53)	2:18.31	(40.90)	3:00.95	(42.64)
	O	210	YANG Jie					CHN	4:56.94		28	
			22.29	(22.29)	56.83	(34.54)	1:32.75	(35.92)	2:09.55	(36.80)	2:48.19	(38.64)
4	I	265	STANICA Bianca Lorena					ROU	4:52.28		26	
			22.37	(22.37)	58.82	(36.45)	1:36.25	(37.43)	2:14.55	(38.30)	2:53.04	(38.49)
	O	213	SMEDING Elia Georgina					GBR	4:47.70		22	
			21.96	(21.96)	56.51	(34.55)	1:32.24	(35.73)	2:09.28	(37.04)	2:47.17	(37.89)
5	I	216	MALFATTI Gloria					ITA	4:40.40		14	
			21.92	(21.92)	56.28	(34.36)	1:31.03	(34.75)	2:06.41	(35.38)	2:42.88	(36.47)
	O	266	STEF Raluca Doina					ROU	4:51.60		24	
			21.98	(21.98)	57.80	(35.82)	1:34.51	(36.71)	2:12.28	(37.77)	2:50.40	(38.12)
6	I	215	LOLLOBRIGIDA Giulia					ITA	4:47.13		21	
			21.26	(21.26)	54.38	(33.12)	1:28.93	(34.55)	2:05.58	(36.65)	2:44.56	(38.98)
	O	277	ZDRAVKOVA Anastasiia					RUS	4:36.84		11	
			20.77	(20.77)	53.01	(32.24)	1:27.42	(34.41)	2:02.85	(35.43)	2:39.52	(36.67)





Almaty 2017
28th WINTER UNIVERSIADE

Medeu High-Mountain Ice
Rink

WED 1 FEB 2017

Speed Skating

Ladies' 3000m



Distance Analysis in Pairs

Pair	Lane	No.	Name					Country Code	Time		Note	Rank
			Split Time	Lap Time	Split Time	Lap Time	Split Time		Lap Time	Split Time		
7	I	203	GAO Yue					CHN	4:45.78		2:46.91	19
		21.57 (21.57)	56.36 (34.79)	1:31.82 (35.46)	2:08.85 (37.03)	2:46.91 (38.06)	3:26.57 (39.66)		4:06.57 (40.00)	4:45.78 (39.21)		
	O	280	LAGRANGE Eva Luzia					SWE	4:45.81		2:48.81	20
		21.38 (21.38)	56.17 (34.79)	1:33.15 (36.98)	2:10.88 (37.73)	2:48.81 (37.93)	3:27.68 (38.87)		4:07.36 (39.68)	4:45.81 (38.45)		
8	I	251	HIJLKEMA Aveline					NED	4:31.53		2:38.90	6
		20.50 (20.50)	53.93 (33.43)	1:28.09 (34.16)	2:02.92 (34.83)	2:38.90 (35.98)	3:15.65 (36.75)		3:53.16 (37.51)	4:31.53 (38.37)		
	O	236	SIZOVA Mariya					KAZ	4:49.91		2:47.03	23
		21.72 (21.72)	57.28 (35.56)	1:33.43 (36.15)	2:09.81 (36.38)	2:47.03 (37.22)	3:26.10 (39.07)		4:07.98 (41.88)	4:49.91 (41.93)		
9	I	250	CNOSSEN Willemijn					NED	4:31.63		2:40.77	7
		21.18 (21.18)	55.38 (34.20)	1:30.79 (35.41)	2:05.77 (34.98)	2:40.77 (35.00)	3:16.73 (35.96)		3:53.52 (36.79)	4:31.63 (38.11)		
	O	218	FURUSHO Ai					JPN	4:33.44		2:40.19	8
		21.11 (21.11)	54.70 (33.59)	1:29.20 (34.50)	2:04.30 (35.10)	2:40.19 (35.89)	3:16.78 (36.59)		3:54.91 (38.13)	4:33.44 (38.53)		
10	I	249	BOER Annemarie					NED	4:43.44		2:40.91	18
		21.57 (21.57)	56.13 (34.56)	1:30.22 (34.09)	2:05.26 (35.04)	2:40.91 (35.65)	3:18.80 (37.89)		3:59.63 (40.83)	4:43.44 (43.81)		
	O	278	ZUEVA Anastasiia					RUS	4:34.11		2:41.31	9
		21.85 (21.85)	56.05 (34.20)	1:30.54 (34.49)	2:05.72 (35.18)	2:41.31 (35.59)	3:17.66 (36.35)		3:55.14 (37.48)	4:34.11 (38.97)		
11	I	207	WU Dan					CHN	4:42.86		2:42.41	17
		21.59 (21.59)	54.93 (33.34)	1:29.39 (34.46)	2:05.46 (36.07)	2:42.41 (36.95)	3:20.33 (37.92)		4:00.93 (40.60)	4:42.86 (41.93)		
	O	231	KLIMCHUK Tatyana					KAZ	4:28.92		2:39.78	5
		21.32 (21.32)	54.93 (33.61)	1:29.33 (34.40)	2:04.13 (34.80)	2:39.78 (35.65)	3:15.96 (36.18)		3:52.19 (36.23)	4:28.92 (36.73)		
12	I	260	FUDALEJ Angelika Magdalena					POL	4:40.88		2:44.52	15
		21.71 (21.71)	56.40 (34.69)	1:31.96 (35.56)	2:07.96 (36.00)	2:44.52 (36.56)	3:22.03 (37.51)		4:00.86 (38.83)	4:40.88 (40.02)		
	O	258	VATN Marte					NOR	4:40.95		2:48.02	16
		21.87 (21.87)	57.74 (35.87)	1:34.85 (37.11)	2:11.60 (36.75)	2:48.02 (36.42)	3:25.20 (37.18)		4:02.84 (37.64)	4:40.95 (38.11)		
13	I	262	WLODARCZYK Urszula					POL	DNF			
		21.31 (21.31)	54.55 (33.24)	1:29.34 (34.79)	2:05.82 (36.48)							
	O	274	SOKHRYAKOVA Elena					RUS	4:27.89		2:35.30	3
		20.96 (20.96)	53.09 (32.13)	1:26.20 (33.11)	1:59.91 (33.71)	2:35.30 (35.39)	3:11.95 (36.65)		3:49.93 (37.98)	4:27.89 (37.96)		



FISU Partners



Almaty 2017
28th WINTER UNIVERSIADE

Medeu High-Mountain Ice Rink

WED 1 FEB 2017

Speed Skating

Ladies' 3000m



Distance Analysis in Pairs

Pair	Lane	No.	Name					Country Code	Time	Note	Rank
		Split Time	Lap Time	Split Time	Lap Time	Split Time	Lap Time	Split Time	Lap Time	Split Time	Lap Time
14	I	247	PARK Chowon					KOR	4:39.74		13
		21.30 3:17.76	(21.30) (38.76)	53.83 3:58.73	(32.53) (40.97)	1:27.27 4:39.74	(33.44) (41.01)	2:02.43	(35.16)	2:39.00	(36.57)
	O	221	SAKAI Nene					JPN	4:28.38		4
		20.83 3:14.30	(20.83) (36.44)	53.96 3:51.27	(33.13) (36.97)	1:27.58 4:28.38	(33.62) (37.11)	2:02.26	(34.68)	2:37.86	(35.60)
15	I	241	JUN Yejin					KOR	4:36.73		10
		21.03 3:16.90	(21.03) (38.05)	53.52 3:56.26	(32.49) (39.36)	1:26.80 4:36.73	(33.28) (40.47)	2:02.02	(35.22)	2:38.85	(36.83)
	O	222	TAKAHASHI Nana					JPN	4:27.68		2
		21.03 3:11.88	(21.03) (35.99)	53.50 3:49.13	(32.47) (37.25)	1:26.96 4:27.68	(33.46) (38.55)	2:00.78	(33.82)	2:35.89	(35.11)
16	I	244	LIM Jungsoo					KOR	4:37.74		12
		21.00 3:17.45	(21.00) (38.79)	53.50 3:57.39	(32.50) (39.94)	1:26.85 4:37.74	(33.35) (40.35)	2:01.59	(34.74)	2:38.66	(37.07)
	O	201	ZUYEVA Maryna					BLR	4:18.26		1
		20.85 3:07.22	(20.85) (33.81)	53.05 3:42.13	(32.20) (34.91)	1:26.33 4:18.26	(33.28) (36.13)	1:59.82	(33.49)	2:33.41	(33.59)

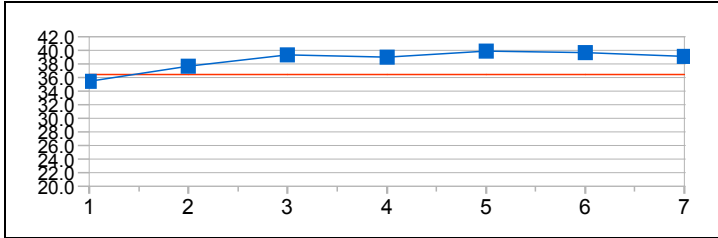
Legend:					
*	Marks a record as of the time recorded, that was later surpassed	=	Equal sign indicates that two or more skaters share the same rank	DNF	Did Not Finish
I	Inner lane	No.	Start number	O	Outer lane
UR	Universiade Record	WR	World Record		



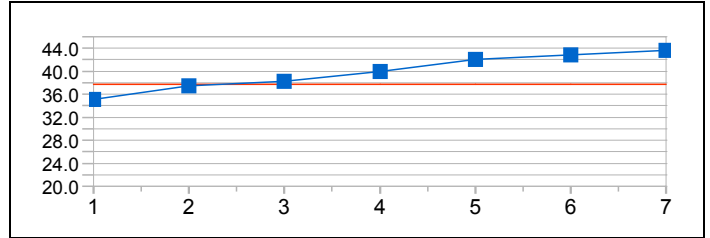


Distance Analysis - Graphical

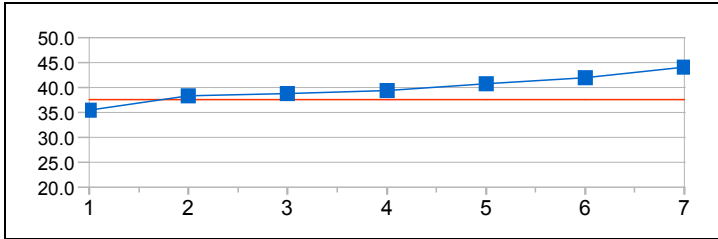
MUZYKA Anna (UKR)
4:51.90 (25)
Average: 36.49
39.94 - 21.67 = 18.27



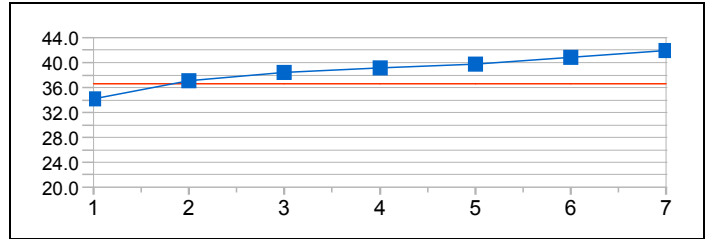
BOCOX Brianna (USA)
5:01.57 (30)
Average: 37.70
43.65 - 22.14 = 21.51



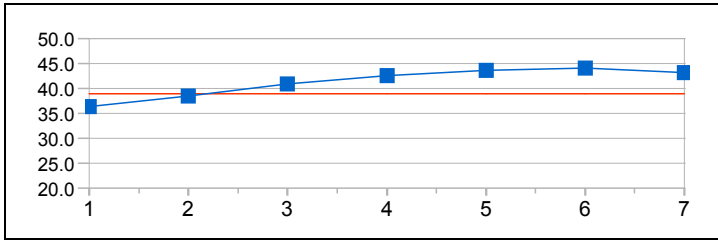
KNOKE LINDQVIST Ann-Marie (SWE)
5:00.44 (29)
Average: 37.56
44.08 - 21.61 = 22.47



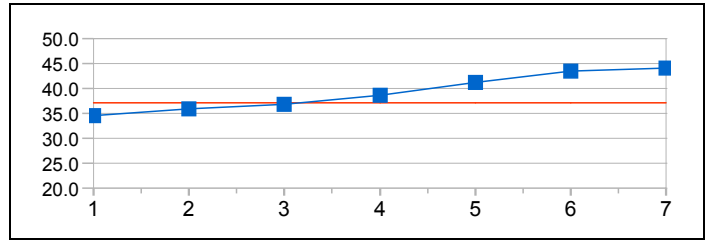
KHALIKOVA Elvira (KAZ)
4:52.40 (27)
Average: 36.55
41.97 - 21.06 = 20.91



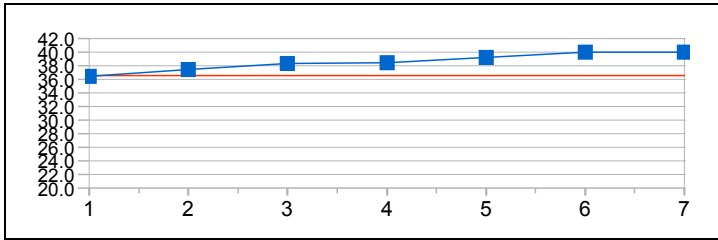
BILOZERSKA Yelyzaveta (UKR)
5:11.74 (31)
Average: 38.97
44.06 - 22.45 = 21.61



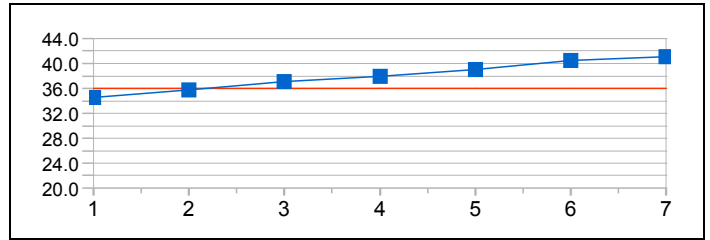
YANG Jie (CHN)
4:56.94 (28)
Average: 37.12
44.09 - 22.29 = 21.80



STANICA Bianca Lorena (ROU)
4:52.28 (26)
Average: 36.54
40.03 - 22.37 = 17.66



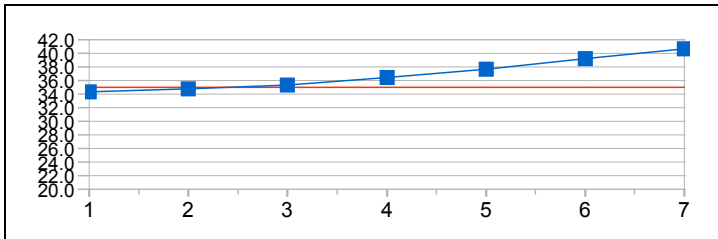
SMEDING Ellia Georgina (GBR)
4:47.70 (22)
Average: 35.96
41.06 - 21.96 = 19.10



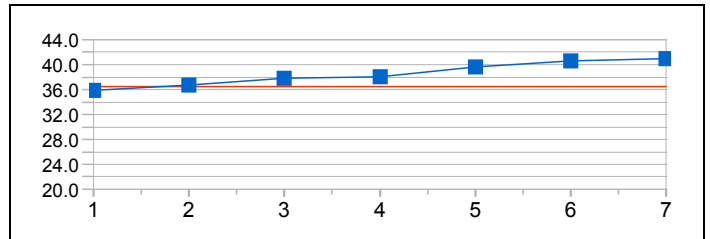


Distance Analysis - Graphical

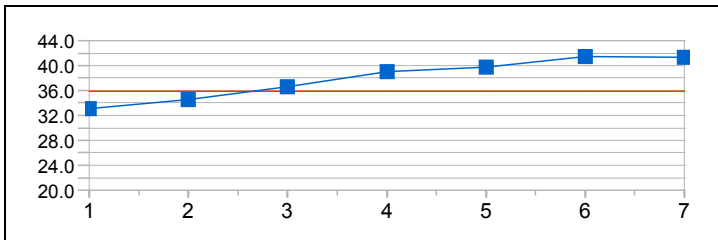
MALFATTI Gloria (ITA)
4:40.40 (14)
Average: 35.05
40.62 - 21.92 = 18.70



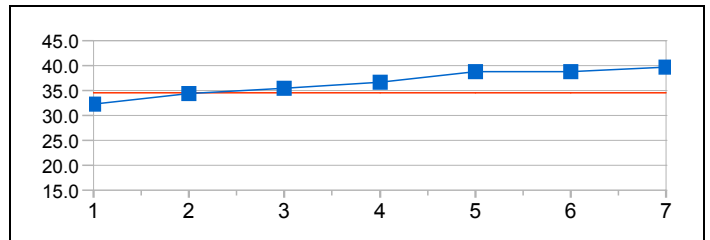
STEF Raluca Doina (ROU)
4:51.60 (24)
Average: 36.45
41.03 - 21.98 = 19.05



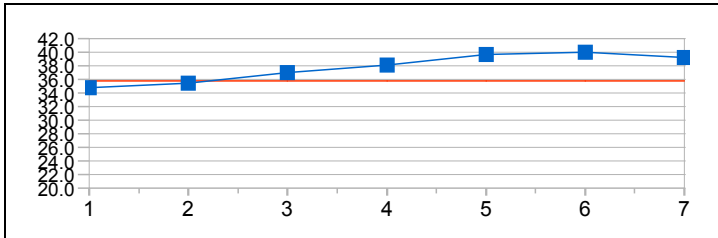
LOLLOBRIGIDA Giulia (ITA)
4:47.13 (21)
Average: 35.89
41.41 - 21.26 = 20.15



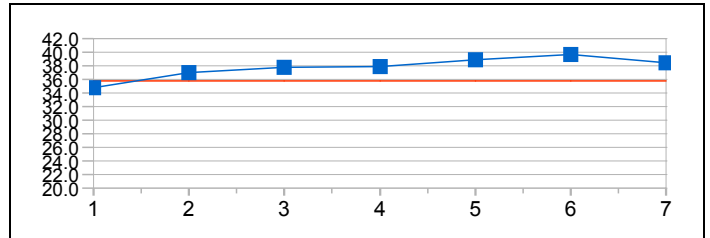
ZDRAVKOVA Anastasiia (RUS)
4:36.84 (11)
Average: 34.61
39.66 - 20.77 = 18.89



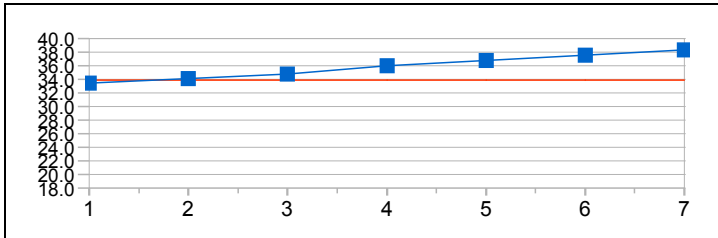
GAO Yue (CHN)
4:45.78 (19)
Average: 35.72
40.00 - 21.57 = 18.43



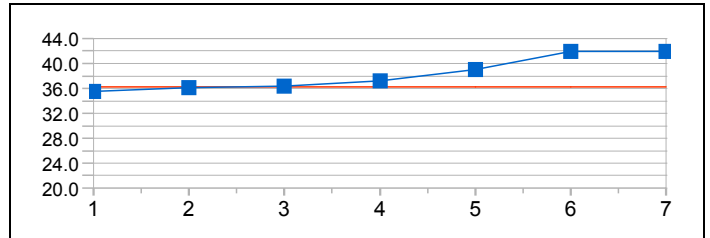
LAGRANGE Eva Luzia (SWE)
4:45.81 (20)
Average: 35.73
39.68 - 21.38 = 18.30



HIJLKEMA Aveline (NED)
4:31.53 (6)
Average: 33.94
38.37 - 20.50 = 17.87



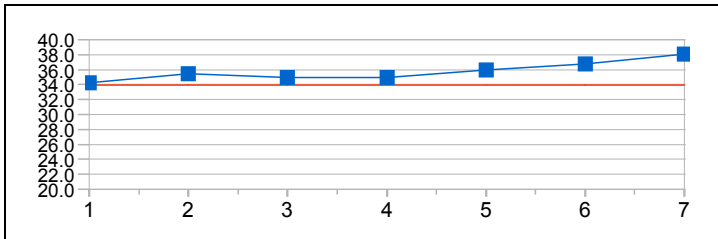
SIZOVA Mariya (KAZ)
4:49.91 (23)
Average: 36.24
41.93 - 21.72 = 20.21



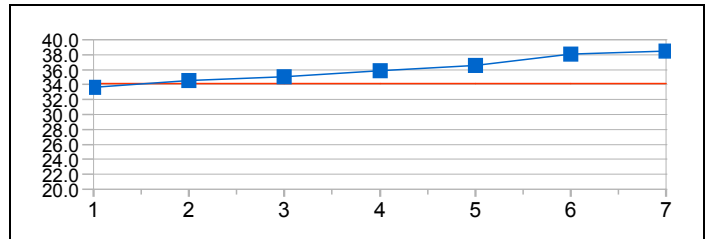


Distance Analysis - Graphical

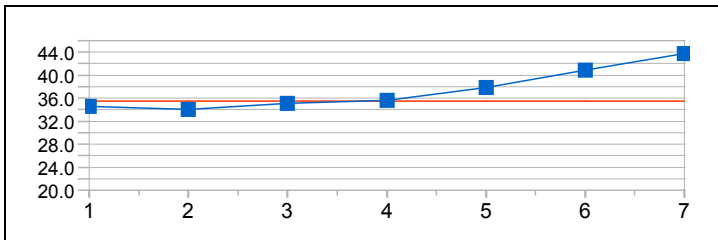
CNOSSEN Willemijn (7) (NED)
4:31.63 (7)
Average: 33.95
38.11 - 21.18 = 16.93



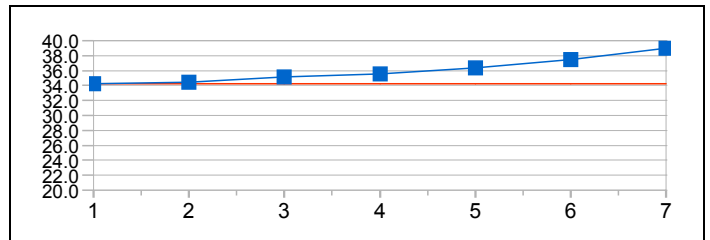
FURUSHO Ai (8) (JPN)
4:33.44 (8)
Average: 34.18
38.53 - 21.11 = 17.42



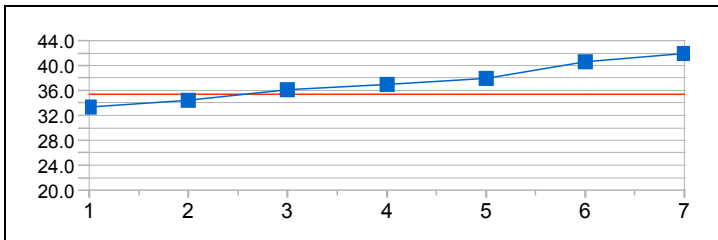
BOER Annemarie (18) (NED)
4:43.44 (18)
Average: 35.43
43.81 - 21.57 = 22.24



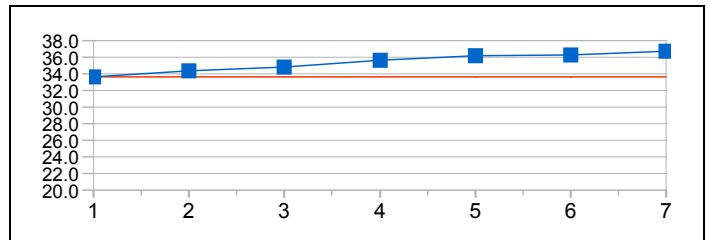
ZUEVA Anastasiia (9) (RUS)
4:34.11 (9)
Average: 34.26
38.97 - 21.85 = 17.12



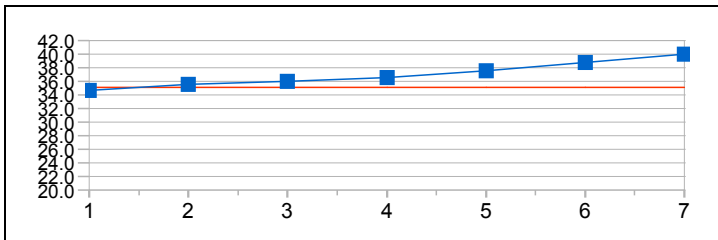
WU Dan (17) (CHN)
4:42.86 (17)
Average: 35.36
41.93 - 21.59 = 20.34



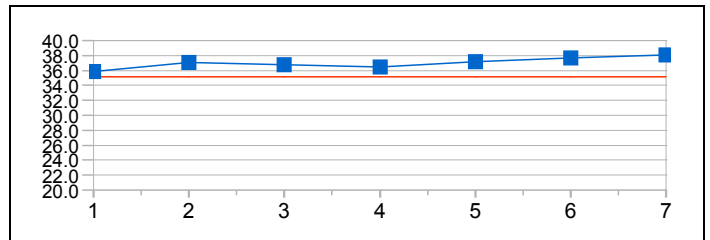
KLIMCHUK Tatyana (5) (KAZ)
4:28.92 (5)
Average: 33.62
36.73 - 21.32 = 15.41



FUDALEJ Angelika Magdalena (15) (POL)
4:40.88 (15)
Average: 35.11
40.02 - 21.71 = 18.31



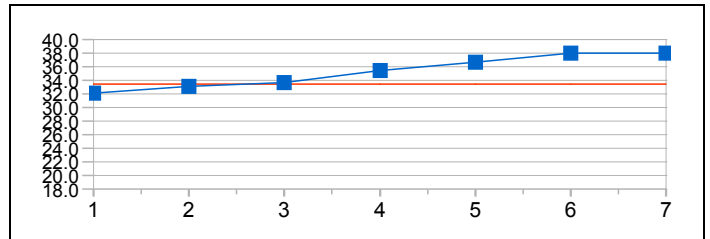
VATN Marte (16) (NOR)
4:40.95 (16)
Average: 35.12
38.11 - 21.87 = 16.24



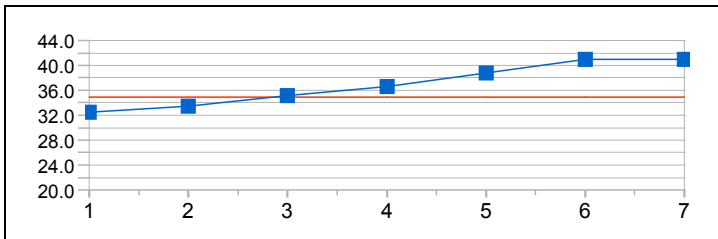


Distance Analysis - Graphical

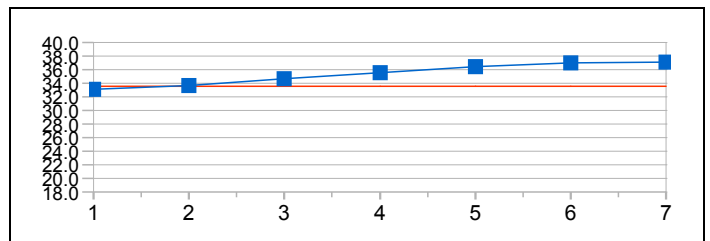
SOKHRYAKOVA Elena (RUS)
 4:27.89 (3) Average: 33.49
 37.98 - 20.96 = 17.02



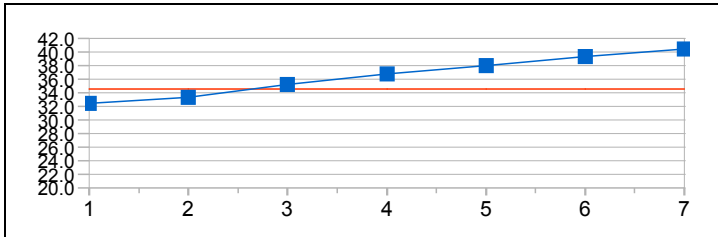
PARK Chowon (KOR)
 4:39.74 (13) Average: 34.97
 41.01 - 21.30 = 19.71



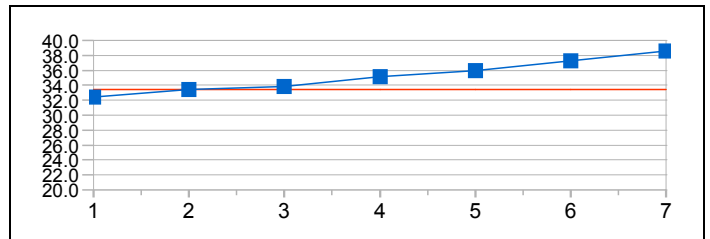
SAKAI Nene (JPN)
 4:28.38 (4) Average: 33.55
 37.11 - 20.83 = 16.28



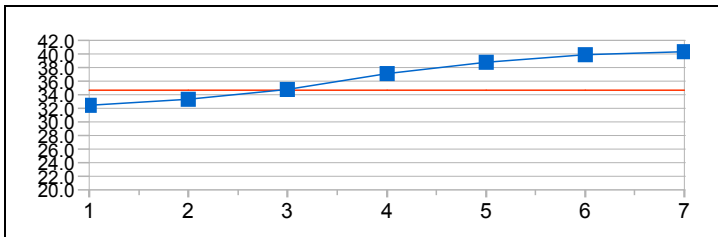
JUN Yejin (KOR)
 4:36.73 (10) Average: 34.59
 40.47 - 21.03 = 19.44



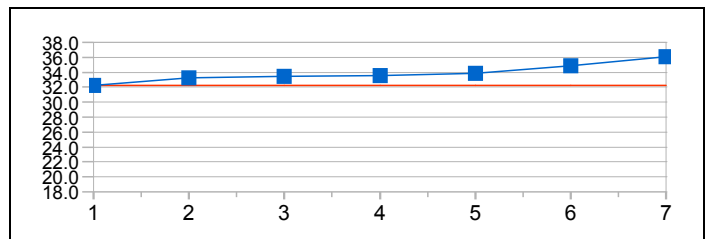
TAKAHASHI Nana (JPN)
 4:27.68 (2) Average: 33.46
 38.55 - 21.03 = 17.52



LIM Jungsoo (KOR)
 4:37.74 (12) Average: 34.72
 40.35 - 21.00 = 19.35



ZUYEVA Maryna (BLR)
 4:18.26 (1) Average: 32.28
 36.13 - 20.85 = 15.28





Ice and Climatic Conditions

As of WED 1 FEB 2017

	Session 1	
	Start	End
Time	10:00	12:15
Pair Number	1	16
Air Temperature	-5.0°C / 23°F	-2.0°C / 28°F
Ice Temperature	-6.7°C / 20°F	-6.7°C / 20°F
Humidity	90 %	80 %
Air Pressure	1,022 hPa	1,022 hPa





Almaty 2017

28TH WINTER UNIVERSIADE



SPEED SKATING

Ladies' 5,000m



Start List

REVISED
3 FEB 10:12

WR	6:42.66	SABLIKOVA Martina (CZE)	18 FEB 2011	Salt Lake City (USA)
UR	7:05.17	SABLIKOVA Martina (CZE)	17 DEC 2013	Trentino (ITA)

Pair	Lane	No.	Name	Country Code
1	I O	283	MUZYKA Anna	UKR
2	I O	273 260	PRISTALOVA Anna FUDALEJ Angelika Magdalena	RUS POL
3	I O	280 216	LAGRANGE Eva Luzia MALFATTI Gloria	SWE ITA
4	I O	251 250	HIJKEMA Aveline CNOSSEN Willemijn	NED NED
5	I O	221 201	SAKAI Nene ZUYEVA Maryna	JPN BLR
6	I O	222 218	TAKAHASHI Nana FURUSHO Ai	JPN JPN
7	I O	274 231	SOKHRYAKOVA Elena KLIMCHUK Tatyana	RUS KAZ
8	I O	278 244	ZUEVA Anastasiia LIM Jungsoo	RUS KOR

Legend:				
I	Inner lane	No.	Start Number	O
UR	Universiade Record	WR	World Record	





Results

WR	6:42.66	SABLIKOVA Martina (CZE)	18 FEB 2011	Salt Lake City (USA)
UR	7:05.17	SABLIKOVA Martina (CZE)	17 DEC 2013	Trentino (ITA)

ISU Officials:	
Starter	BOYARSKIY Evgeny (RUS)

Rank	No.	Name	Country Code	Pair	Lane	Time	Gap	Note
1	201	ZUYEVA Maryna	BLR	5	O	7:20.11	0.00	
2	221	SAKAI Nene	JPN	5	I	7:35.14	15.03	
3	244	LIM Jungsoo	KOR	8	O	7:49.09	28.98	
4	222	TAKAHASHI Nana	JPN	6	I	7:52.26	32.15	
5	218	FURUSHO Ai	JPN	6	O	7:52.90	32.79	
6	278	ZUEVA Anastasiia	RUS	8	I	7:53.41	33.30	
7	274	SOKHRYAKOVA Elena	RUS	7	I	7:55.87	35.76	
8	260	FUDALEJ Angelika Magdalena	POL	2	O	7:59.65	39.54	
9	231	KLIMCHUK Tatyana	KAZ	7	O	8:01.79	41.68	
10	251	HIJLKEMA Aveline	NED	4	I	8:03.54	43.43	
11	283	MUZYKA Anna	UKR	1	I	8:13.29	53.18	
12	273	PRISTALOVA Anna	RUS	2	I	8:14.16	54.05	
13	250	CNOSSEN Willemijn	NED	4	O	8:14.19	54.08	
14	280	LAGRANGE Eva Luzia	SWE	3	I	8:16.27	56.16	
15	216	MALFATTI Gloria	ITA	3	O	8:31.08	1:10.97	

Legend:					
I	Inner lane	No.	Start number	O	Outer lane
UR	Universiade Record	WR	World Record		



Almaty 2017
28th WINTER UNIVERSIADE

Medeu High-Mountain Ice
Rink

FRI 3 FEB 2017

Speed Skating

Ladies' 5000m



Distance Analysis in Pairs

WR	6:42.66	SABLIKOVA Martina (CZE)	18 FEB 2011	Salt Lake City (USA)
UR	7:05.17	SABLIKOVA Martina (CZE)	17 DEC 2013	Trentino (ITA)
WR:				
UR:				
WR:				
UR:				

Pair	Lane	No.	Name					Country Code	Time		Note	Rank			
			Split Time	Lap Time	Split Time	Lap Time	Split Time		Lap Time	Split Time			Lap Time		
1	I	283	MUZYKA Anna					UKR	8:13.29			11			
			22.81	(22.81)	59.66	(36.85)	1:38.95		(39.29)	2:18.44			(39.49)	2:57.62	(39.18)
			3:36.90	(39.28)	4:16.65	(39.75)	4:56.73		(40.08)	5:35.60			(38.87)	6:15.06	(39.46)
			6:54.92	(39.86)	7:35.01	(40.09)	8:13.29		(38.28)						
2	I	273	PRISTALOVA Anna					RUS	8:14.16			12			
			22.89	(22.89)	59.17	(36.28)	1:36.10		(36.93)	2:13.10			(37.00)	2:50.05	(36.95)
			3:27.74	(37.69)	4:05.93	(38.19)	4:44.81		(38.88)	5:24.33			(39.52)	6:05.31	(40.98)
			6:47.66	(42.35)	7:30.80	(43.14)	8:14.16		(43.36)						
O		260	FUDALEJ Angelika Magdalena					POL	7:59.65			8			
			22.63	(22.63)	57.74	(35.11)	1:33.81		(36.07)	2:09.89			(36.08)	2:46.38	(36.49)
			3:23.41	(37.03)	4:01.01	(37.60)	4:39.27		(38.26)	5:18.35			(39.08)	5:58.32	(39.97)
			6:38.61	(40.29)	7:18.87	(40.26)	7:59.65		(40.78)						
3	I	280	LAGRANGE Eva Luzia					SWE	8:16.27			14			
			22.11	(22.11)	57.78	(35.67)	1:35.58		(37.80)	2:13.99			(38.41)	2:52.65	(38.66)
			3:31.42	(38.77)	4:11.46	(40.04)	4:51.78		(40.32)	5:33.80			(42.02)	6:15.01	(41.21)
			6:55.54	(40.53)	7:35.94	(40.40)	8:16.27		(40.33)						
O		216	MALFATTI Gloria					ITA	8:31.08			15			
			22.07	(22.07)	56.45	(34.38)	1:32.15		(35.70)	2:08.86			(36.71)	2:46.03	(37.17)
			3:24.29	(38.26)	4:05.13	(40.84)	4:47.22		(42.09)	5:30.30			(43.08)	6:13.65	(43.35)
			6:58.23	(44.58)	7:43.91	(45.68)	8:31.08		(47.17)						
4	I	251	HIJLKEMA Aveline					NED	8:03.54			10			
			21.56	(21.56)	58.27	(36.71)	1:35.72		(37.45)	2:13.11			(37.39)	2:50.70	(37.59)
			3:28.77	(38.07)	4:07.14	(38.37)	4:46.34		(39.20)	5:25.50			(39.16)	6:04.91	(39.41)
			6:44.33	(39.42)	7:24.11	(39.78)	8:03.54		(39.43)						
O		250	CNOSSEN Willemijn					NED	8:14.19			13			
			22.07	(22.07)	58.18	(36.11)	1:35.74		(37.56)	2:13.02			(37.28)	2:50.75	(37.73)
			3:28.66	(37.91)	4:07.42	(38.76)	4:47.66		(40.24)	5:28.42			(40.76)	6:09.24	(40.82)
			6:50.50	(41.26)	7:31.96	(41.46)	8:14.19		(42.23)						
5	I	221	SAKAI Nene					JPN	7:35.14			2			
			21.57	(21.57)	55.31	(33.74)	1:29.92		(34.61)	2:04.45			(34.53)	2:39.58	(35.13)
			3:15.03	(35.45)	3:51.20	(36.17)	4:27.61		(36.41)	5:04.60			(36.99)	5:41.90	(37.30)
			6:19.64	(37.74)	6:57.40	(37.76)	7:35.14		(37.74)						
O		201	ZUYEVA Maryna					BLR	7:20.11			1			
			21.57	(21.57)	56.18	(34.61)	1:30.82		(34.64)	2:04.80			(33.98)	2:39.13	(34.33)
			3:13.57	(34.44)	3:48.49	(34.92)	4:23.36		(34.87)	4:58.31			(34.95)	5:33.40	(35.09)
			6:09.01	(35.61)	6:44.80	(35.79)	7:20.11		(35.31)						





Distance Analysis in Pairs

Pair	Lane	No.	Name					Country Code	Time	Note	Rank	
			Split Time	Lap Time	Split Time	Lap Time	Split Time					
6	I	222	TAKAHASHI Nana					JPN	7:52.26		4	
			20.63	(20.63)	53.70	(33.07)	1:27.44					(33.74)
			3:14.41	(36.31)	3:51.39	(36.98)	4:28.71					(37.32)
			6:28.30	(40.95)	7:09.72	(41.42)	7:52.26	(42.54)	2:02.53	(35.09)	2:38.10	(35.57)
			3:14.41	(36.31)	3:51.39	(36.98)	4:28.71	(37.32)	5:07.36	(38.65)	5:47.35	(39.99)
			6:28.30	(40.95)	7:09.72	(41.42)	7:52.26	(42.54)				
O		218	FURUSHO Ai					JPN	7:52.90		5	
			21.12	(21.12)	54.03	(32.91)	1:28.03					(34.00)
			3:17.26	(37.56)	3:55.68	(38.42)	4:34.69					(39.01)
			6:34.01	(40.27)	7:13.97	(39.96)	7:52.90	(38.93)	2:03.39	(35.36)	2:39.70	(36.31)
			3:17.26	(37.56)	3:55.68	(38.42)	4:34.69	(39.01)	5:13.85	(39.16)	5:53.74	(39.89)
			6:34.01	(40.27)	7:13.97	(39.96)	7:52.90	(38.93)				
7	I	274	SOKHRYAKOVA Elena					RUS	7:55.87		7	
			21.52	(21.52)	55.20	(33.68)	1:29.15					(33.95)
			3:16.54	(36.73)	3:54.28	(37.74)	4:33.65					(39.37)
			6:36.17	(39.72)	7:15.81	(39.64)	7:55.87	(40.06)	2:04.22	(35.07)	2:39.81	(35.59)
			3:16.54	(36.73)	3:54.28	(37.74)	4:33.65	(39.37)	5:14.53	(40.88)	5:56.45	(41.92)
			6:36.17	(39.72)	7:15.81	(39.64)	7:55.87	(40.06)				
O		231	KLIMCHUK Tatyana					KAZ	8:01.79		9	
			21.83	(21.83)	56.69	(34.86)	1:32.54					(35.85)
			3:21.20	(36.58)	3:58.79	(37.59)	4:37.43					(38.64)
			6:39.09	(41.25)	7:20.53	(41.44)	8:01.79	(41.26)	2:08.45	(35.91)	2:44.62	(36.17)
			3:21.20	(36.58)	3:58.79	(37.59)	4:37.43	(38.64)	5:17.35	(39.92)	5:57.84	(40.49)
			6:39.09	(41.25)	7:20.53	(41.44)	8:01.79	(41.26)				
8	I	278	ZUEVA Anastasiia					RUS	7:53.41		6	
			22.22	(22.22)	57.48	(35.26)	1:33.58					(36.10)
			3:22.06	(36.51)	3:58.76	(36.70)	4:35.91					(37.15)
			6:31.56	(38.77)	7:12.13	(40.57)	7:53.41	(41.28)	2:09.48	(35.90)	2:45.55	(36.07)
			3:22.06	(36.51)	3:58.76	(36.70)	4:35.91	(37.15)	5:14.00	(38.09)	5:52.79	(38.79)
			6:31.56	(38.77)	7:12.13	(40.57)	7:53.41	(41.28)				
O		244	LIM Jungsoo					KOR	7:49.09		3	
			21.32	(21.32)	54.93	(33.61)	1:29.33					(34.40)
			3:16.44	(36.79)	3:53.92	(37.48)	4:32.40					(38.48)
			6:32.63	(40.00)	7:11.76	(39.13)	7:49.09	(37.33)	2:04.22	(34.89)	2:39.65	(35.43)
			3:16.44	(36.79)	3:53.92	(37.48)	4:32.40	(38.48)	5:12.19	(39.79)	5:52.63	(40.44)
			6:32.63	(40.00)	7:11.76	(39.13)	7:49.09	(37.33)				

Legend:				
*	Marks a record as of the time recorded, that was later surpassed	=	Equal sign indicates that two or more skaters share the same rank	I Inner lane
No.	Start number	O	Outer lane	UR Universiade Record
WR	World Record			

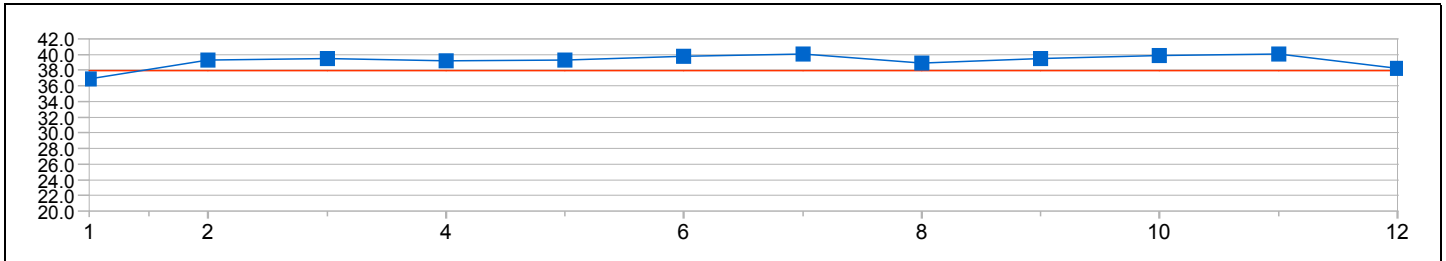




Distance Analysis - Graphical

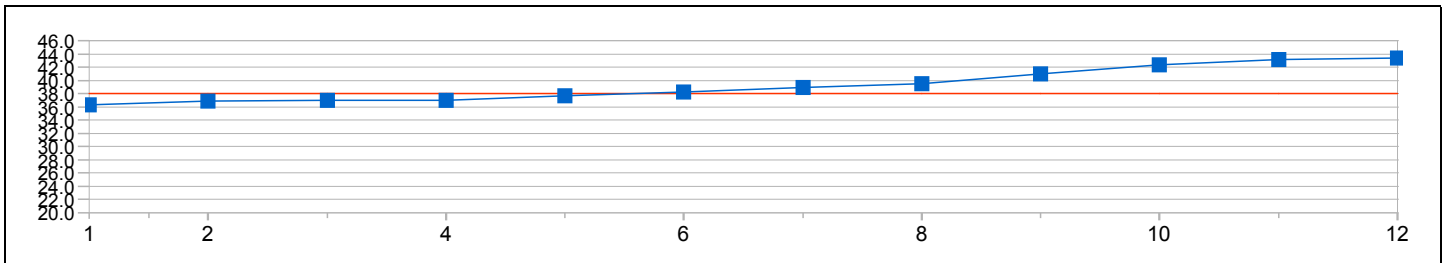
MUZYKA Anna
8:13.29 (11)

(UKR)
Average: 37.95
40.09 - 22.81 = 17.28



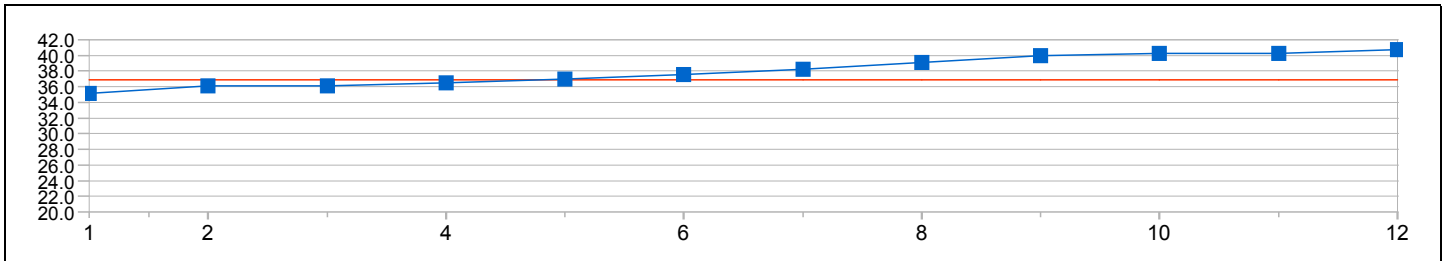
PRISTALOVA Anna
8:14.16 (12)

(RUS)
Average: 38.01
43.36 - 22.89 = 20.47



FUDALEJ Angelika Magdalena
7:59.65 (8)

(POL)
Average: 36.90
40.78 - 22.63 = 18.15

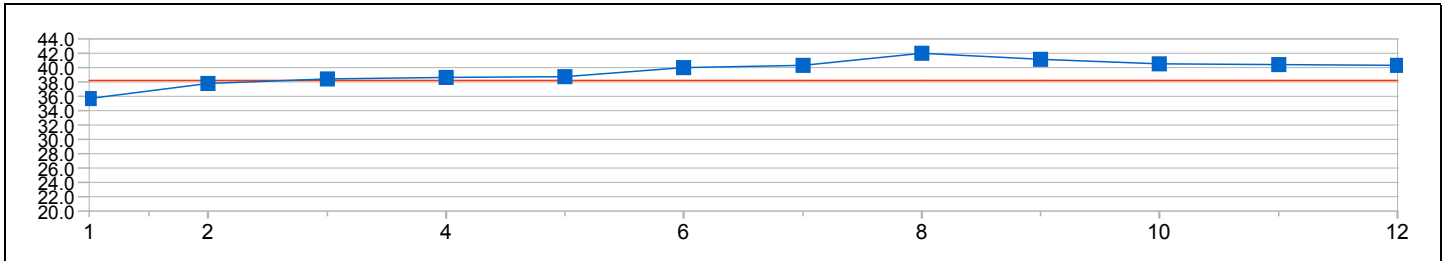




Distance Analysis - Graphical

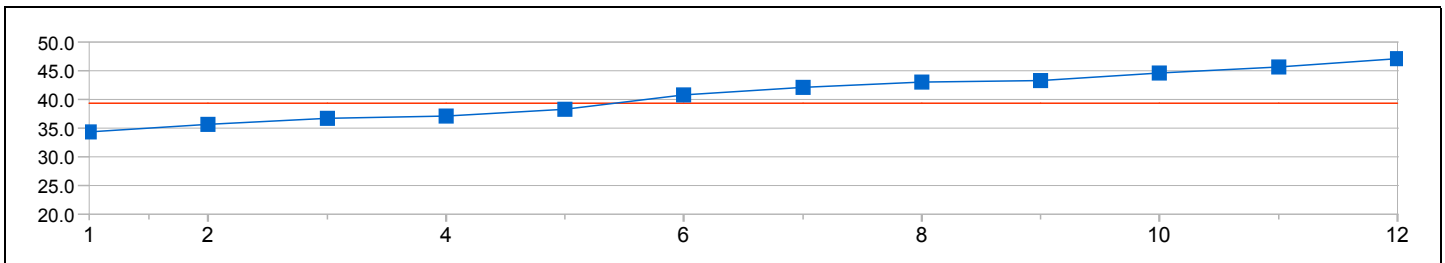
LAGRANGE Eva Luzia
8:16.27 (14)

(SWE)
Average: 38.18
42.02 - 22.11 = 19.91



MALFATTI Gloria
8:31.08 (15)

(ITA)
Average: 39.31
47.17 - 22.07 = 25.10

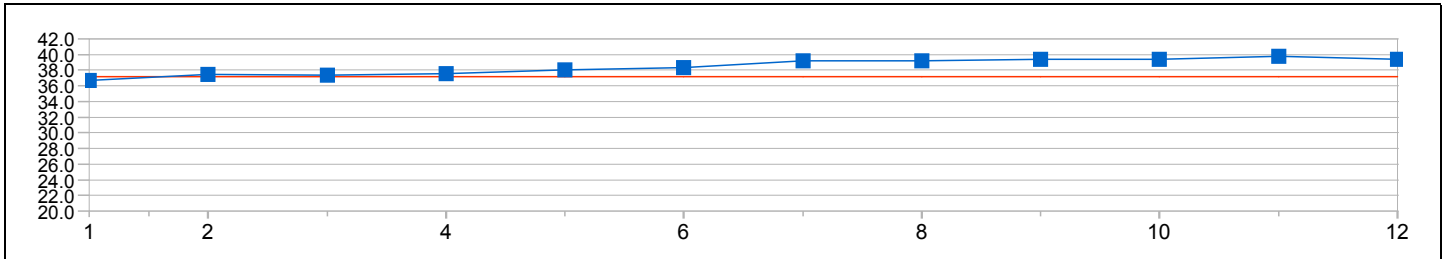




Distance Analysis - Graphical

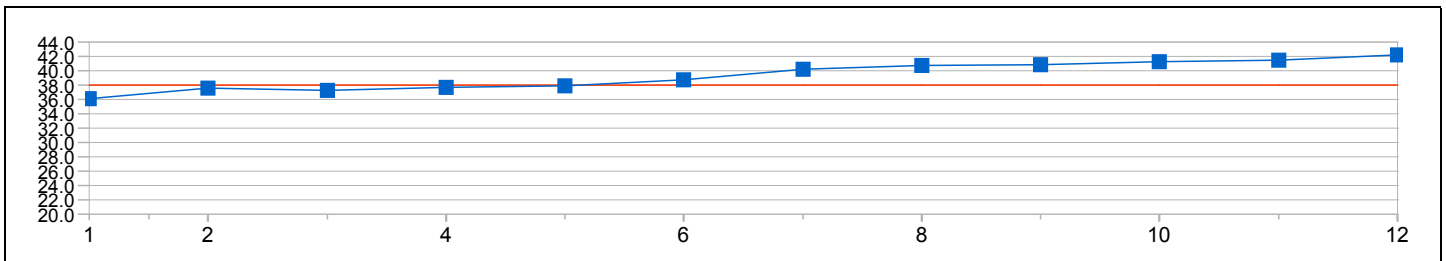
HIJLKEMA Aveline
8:03.54 (10)

(NED)
Average: 37.20
39.78 - 21.56 = 18.22



CNOSSEN Willemijn
8:14.19 (13)

(NED)
Average: 38.01
42.23 - 22.07 = 20.16





Distance Analysis - Graphical

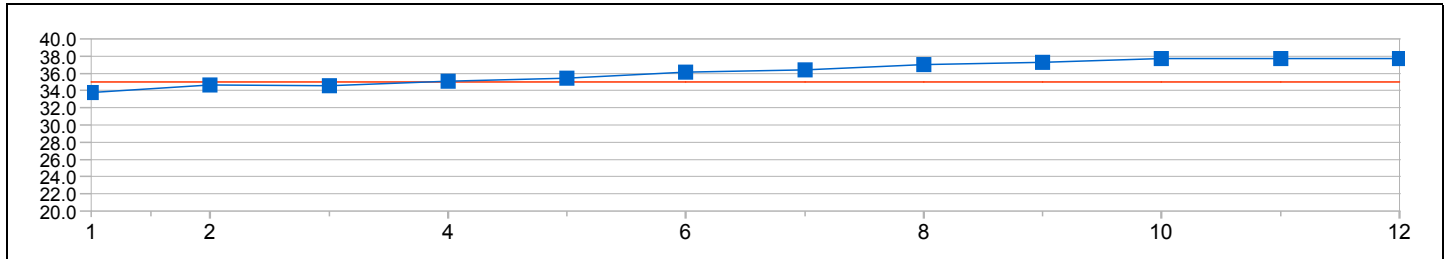
SAKAI Nene

7:35.14 (2)

(JPN)

Average: 35.01

37.76 - 21.57 = 16.19



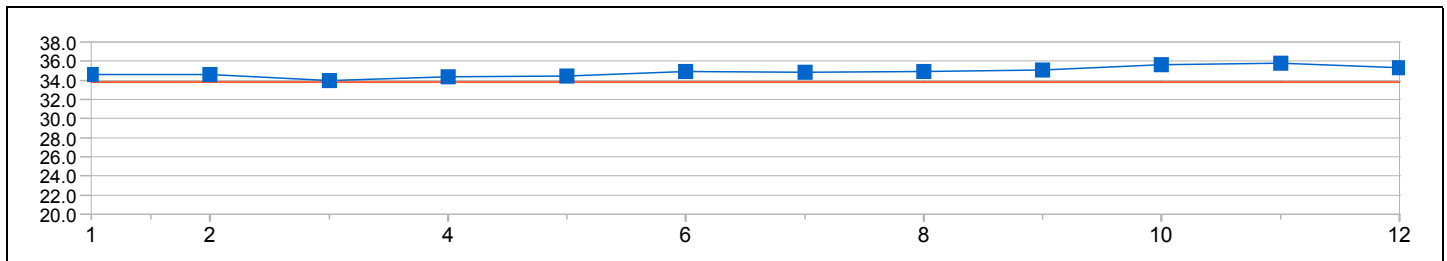
ZUYEVA Maryna

7:20.11 (1)

(BLR)

Average: 33.85

35.79 - 21.57 = 14.22

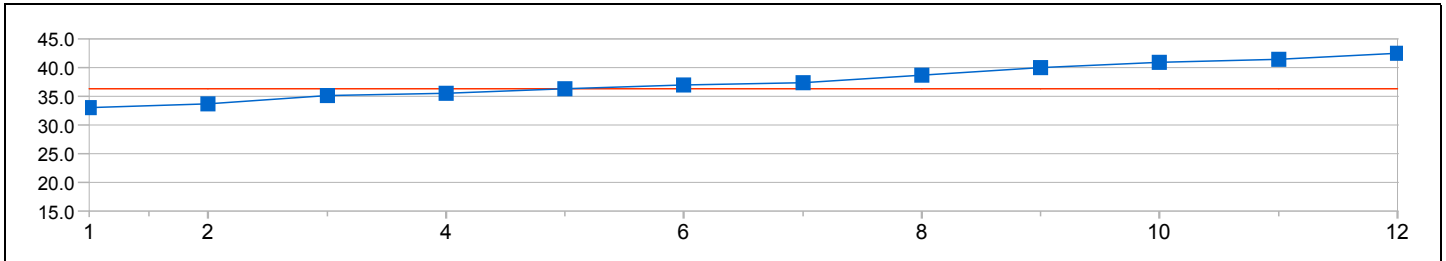




Distance Analysis - Graphical

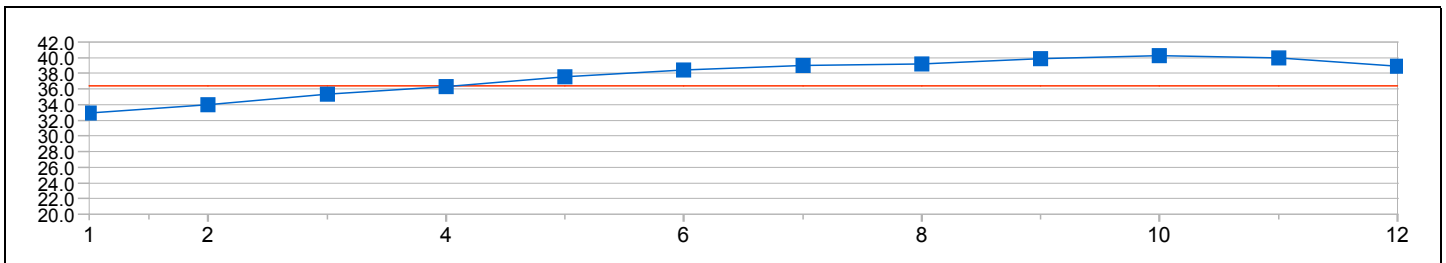
TAKAHASHI Nana (4)
7:52.26

(JPN)
Average: 36.33
42.54 - 20.63 = 21.91



FURUSHO Ai (5)
7:52.90

(JPN)
Average: 36.38
40.27 - 21.12 = 19.15

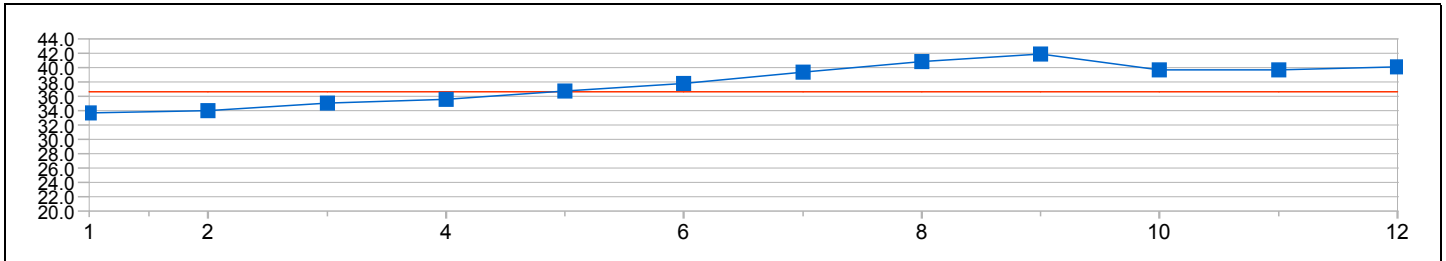




Distance Analysis - Graphical

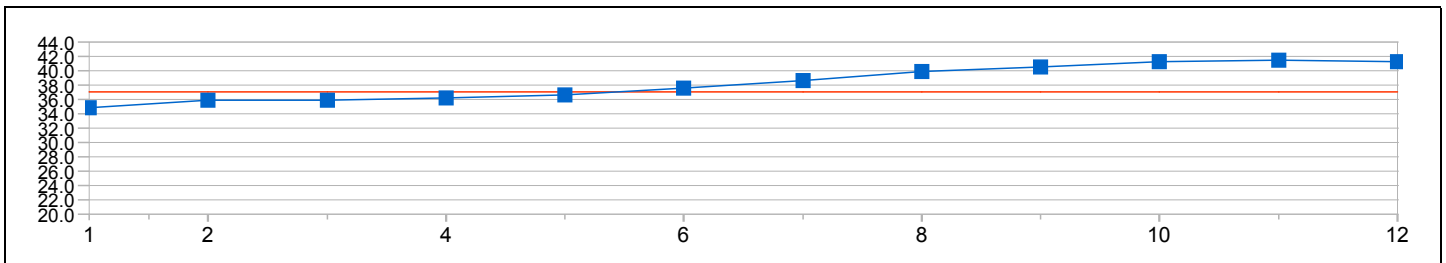
SOKHRYAKOVA Elena
7:55.87 (7)

(RUS)
Average: 36.61
41.92 - 21.52 = 20.40



KLIMCHUK Tatyana
8:01.79 (9)

(KAZ)
Average: 37.06
41.44 - 21.83 = 19.61

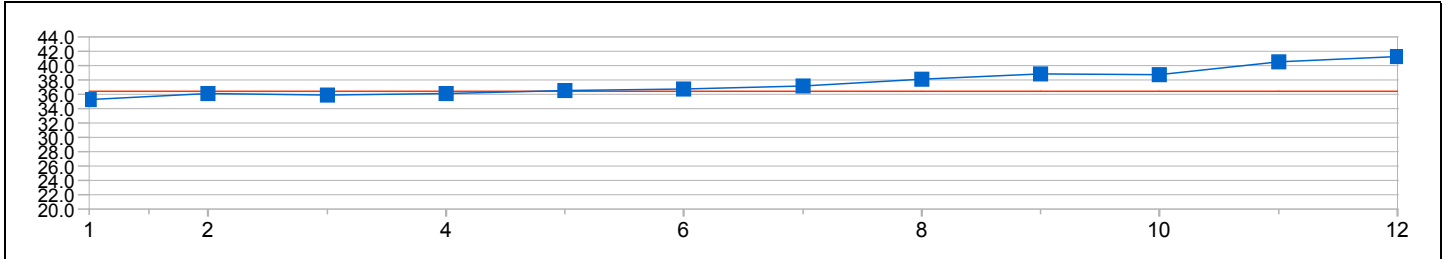




Distance Analysis - Graphical

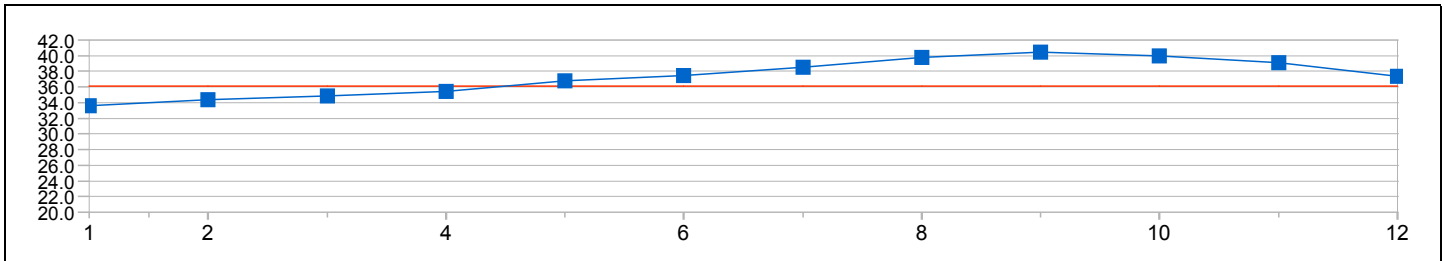
ZUEVA Anastasiia (6)
7:53.41

(RUS)
Average: 36.42
41.28 - 22.22 = 19.06



LIM Jungsoo (3)
7:49.09

(KOR)
Average: 36.08
40.44 - 21.32 = 19.12





Ice and Climatic Conditions

As of FRI 3 FEB 2017

	Session 1	
	Start	End
Time	11:00	12:20
Pair Number	1	8
Air Temperature	-4.0°C / 25°F	-3.0°C / 27°F
Ice Temperature	-3.8°C / 25°F	-3.8°C / 25°F
Humidity	92 %	70 %
Air Pressure	1,009 hPa	1,009 hPa





Almaty 2017

28TH WINTER UNIVERSIADE



SPEED SKATING

Ladies' Team Pursuit



Almaty 2017
28th WINTER UNIVERSIADE

Medeu High-Mountain Ice Rink

SUN 5 FEB 2017
Start Time 11:00
End Time 11:24

Speed Skating

Ladies' Team Pursuit

Qualification



Ice and Climatic Conditions

As of SUN 5 FEB 2017

	Session 1	
	Start	End
Time	11:00	11:20
Heat Number	1	4
Air Temperature	-10.0°C / 14°F	-11.0°C / 12°F
Ice Temperature	-10.2°C / 14°F	-10.2°C / 14°F
Humidity	70 %	70 %
Air Pressure	1,033 hPa	1,033 hPa





Start List

WR	2:55.79	CAN - Canada	6 DEC 2009	Calgary (CAN)
UR	3:05.94	CHN - People'S Republic Of China	13 NOV 2005	Harbin (CHN)

TEAMS WITH SELECTED SKATERS

Heat	SP	AB	Team	SP	AB	Team
1	C		POL - POLAND WLODARCZYK Urszula 1 FUDALEJ Angelika Magdalena 2 KAPRUZIAK Aleksandra Milena 3 WOJCIK Andzelika	F		NED - NETHERLANDS 1 WESTERVELD Sanne 2 CNOSSEN Willemijn 3 HIJLKEMA Aveline
2	C		ITA - ITALY 1 BORTOLOTTI Linda 2 LOLLOBRIGIDA Giulia 3 MALFATTI Gloria	F		JPN - JAPAN FURUSHO Ai 1 SAKAI Nene 2 TAKAHASHI Nana 3 YAMADA Mai
3	C		RUS - RUSSIAN FEDERATION ZUEVA Anastasiia 1 CHERNEGA Olesya 2 SOKHRYAKOVA Elena 3 ZDRAVKOVA Anastasiia	F		KOR - REPUBLIC OF KOREA NAM Jieun 1 JUN Yejin 2 LIM Jungsoo 3 PARK Chowon

Note:
The Arm band number will be pre-assigned for the entire Team Pursuit event, and will be retained throughout the competition.

AB	Arm Band Number	C	Crossing straight	F	Finishing straight
SP	Starting position	UR	Universiade Record	WR	World Record

Team KAZ has been withdrawn



Results

WR	2:55.79	CAN - Canada	6 DEC 2009	Calgary (CAN)
UR	3:05.94	CHN - People'S Republic Of China	13 NOV 2005	Harbin (CHN)

ISU Officials:	
Starter	BOYARSKIY Evgeny (RUS)

Heat	Team	Time	Final Ranking	Note
FA	W KOR - REPUBLIC OF KOREA JUN Yejin LIM Jungsoo NAM Jieun PARK Chowon	3:13.65	1	
	RUS - RUSSIAN FEDERATION CHERNEGA Olesya SOKHRYAKOVA Elena ZDRAVKOVA Anastasiia ZUEVA Anastasiia	3:18.58	2	
FB	W JPN - JAPAN FURUSHO Ai SAKAI Nene TAKAHASHI Nana YAMADA Mai	3:20.17	3	
	ITA - ITALY BORTOLOTTI Linda LOLLOBRIGIDA Giulia MALFATTI Gloria	3:21.64	4	
FC	W NED - NETHERLANDS CNOSSEN Willemijn HIJLKEMA Aveline WESTERVELD Sanne	3:23.61	5	
	POL - POLAND FUDALEJ Angelika Magdalena KAPRUZIAK Aleksandra Milena WLODARCZYK Urszula WOJCIK Andzelika	3:28.66	6	

Note:

Please note that only one Universiade or World Record can be set in a single round, even if a pre-existing result is surpassed more than once in the same round.

Legend:

FA	Final A (Gold medal heat)	FB	Final B (Bronze medal heat)	FC	Final C (5th - 6th ranking)
UR	Universiade Record	W	Winner indicator	WR	World Record



Distance Analysis in Heats

WR	2:55.79	CAN - Canada	6 DEC 2009	Calgary (CAN)
UR	3:05.94	CHN - People's Republic of China	13 NOV 2005	Harbin (CHN)
WR:				
UR:				
WR:				
UR:				

Heat	Start Position	Team								Time	Note	Final Ranking
		Split Time	½ Lap Time	Split Time	½ Lap Time	Split Time	½ Lap Time	Split Time	½ Lap Time			
FA C		RUS - RUSSIAN FEDERATION								3:18.58		2
		19.87	(19.87)	35.07	(15.20)	50.32	(15.25)	1:05.73	(15.41)	1:21.64	(15.91)	
		1:37.50	(15.86)	1:53.29	(15.79)	2:09.43	(16.14)	2:26.27	(16.84)	2:43.89	(17.62)	
		3:01.03	(17.14)	3:18.58	(17.55)							
F		KOR - REPUBLIC OF KOREA								3:13.65		1
		19.71	(19.71)	34.44	(14.73)	49.20	(14.76)	1:04.18	(14.98)	1:19.53	(15.35)	
		1:35.29	(15.76)	1:51.45	(16.16)	2:07.81	(16.36)	2:24.40	(16.59)	2:41.04	(16.64)	
		2:57.36	(16.32)	3:13.65	(16.29)							
FB C		ITA - ITALY								3:21.64		4
		19.85	(19.85)	35.03	(15.18)	50.15	(15.12)	1:05.84	(15.69)	1:21.38	(15.54)	
		1:37.52	(16.14)	1:53.93	(16.41)	2:10.50	(16.57)	2:27.75	(17.25)	2:45.97	(18.22)	
		3:03.85	(17.88)	3:21.64	(17.79)							
F		JPN - JAPAN								3:20.17		3
		19.80	(19.80)	34.71	(14.91)	49.98	(15.27)	1:05.38	(15.40)	1:20.87	(15.49)	
		1:36.43	(15.56)	1:52.70	(16.27)	2:09.02	(16.32)	2:26.22	(17.20)	2:44.09	(17.87)	
		3:02.27	(18.18)	3:20.17	(17.90)							
FC C		POL - POLAND								3:28.66		6
		20.93	(20.93)	37.91	(16.98)	54.37	(16.46)	1:11.64	(17.27)	1:28.67	(17.03)	
		1:45.98	(17.31)	2:02.59	(16.61)	2:19.95	(17.36)	2:37.13	(17.18)	2:54.67	(17.54)	
		3:11.53	(16.86)	3:28.66	(17.13)							
F		NED - NETHERLANDS								3:23.61		5
		20.86	(20.86)	36.62	(15.76)	52.58	(15.96)	1:08.00	(15.42)	1:23.85	(15.85)	
		1:40.03	(16.18)	1:57.19	(17.16)	2:14.19	(17.00)	2:31.90	(17.71)	2:49.03	(17.13)	
		3:06.32	(17.29)	3:23.61	(17.29)							

Legend:	
*	Marks a record as of the time recorded, that was later surpassed
=	Equal sign indicates that two or more teams share the same rank
C	Crossing straight
FB	Final B (Bronze medal heat)
WR	World Record
F	Finishing straight
FC	Final C (5th=6th ranking)
FA	Final A (Gold medal heat)
UR	Universiade Record





Start List

REVISED
5 FEB 10:20

WR	2:55.79	CAN - Canada	6 DEC 2009	Calgary (CAN)
UR	3:05.94	CHN - China P.R.	13 NOV 2005	Harbin (CHN)

TEAMS WITH SELECTED SKATERS

Heat	SP	AB	Team	SP	AB	Team
1	C		CHN - PEOPLE'S REPUBLIC OF CHINA YAN Yuzhuo 1 GAO Yue 2 WU Dan 3 YANG Jie	F		KOR - REPUBLIC OF KOREA NAM Jieun 1 JUN Yejin 2 LIM Jungsoo 3 PARK Chowon
2	C		ITA - ITALY 1 BORTOLOTTI Linda 2 LOLLOBRIGIDA Giulia 3 MALFATTI Gloria	F		NED - NETHERLANDS 1 WESTERVELD Sanne 2 CNOSSEN Willemijn 3 HIJLKEMA Aveline
3	C		RUS - RUSSIAN FEDERATION ZDRAVKOVA Anastasiia 1 CHERNEGA Olesya 2 SOKHRYAKOVA Elena 3 ZUEVA Anastasiia	F		POL - POLAND WLODARCZYK Urszula 1 FUDALEJ Angelika Magdalena 2 KAPRUZIAK Aleksandra Milena 3 WOJCIK Andzelika
4	C		JPN - JAPAN FURUSHO Ai 1 SAKAI Nene 2 TAKAHASHI Nana 3 YAMADA Mai	F		KAZ - KAZAKHSTAN AIDOVA Yekaterina 1 KLIMCHUK Tatyana 2 SIDELNIK Nadezhda 3 SIZOVA Mariya

Note:
The Arm band number will be pre-assigned for the entire Team Pursuit event, and will be retained throughout the competition.

Legend:

AB	Arm Band Number	C	Crossing straight	F	Finishing straight
SP	Starting position	UR	Universiade Record	WR	World Record





Results

WR	2:55.79	CAN - Canada	6 DEC 2009	Calgary (CAN)
UR	3:05.94	CHN - People'S Republic Of China	13 NOV 2005	Harbin (CHN)

ISU Officials:	
Starter	BOYARSKIY Evgeny (RUS)

Rank	Heat	Team	Time	Qualified	Note
1	H1	KOR - REPUBLIC OF KOREA JUN Yejin LIM Jungsoo NAM Jieun PARK Chowon	3:15.02	FA	
2	H3	RUS - RUSSIAN FEDERATION CHERNEGA Olesya SOKHRYAKOVA Elena ZDRAVKOVA Anastasiia ZUEVA Anastasiia	3:16.67	FA	
3	H4	JPN - JAPAN FURUSHO Ai SAKAI Nene TAKAHASHI Nana YAMADA Mai	3:18.15	FB	
4	H2	ITA - ITALY BORTOLOTTI Linda LOLLOBRIGIDA Giulia MALFATTI Gloria	3:19.18	FB	
5	H2	NED - NETHERLANDS CNOSSEN Willemijn HIJLKEMA Aveline WESTERVELD Sanne	3:20.04	FC	
6	H4	KAZ - KAZAKHSTAN AIDOVA Yekaterina KLIMCHUK Tatyana SIDELNIK Nadezhda SIZOVA Mariya	3:24.17	FC	
7	H3	POL - POLAND FUDALEJ Angelika Magdalena KAPRUZIAK Aleksandra Milena WLODARCZYK Urszula WOJCIK Andzelika	3:26.59	FD	
	H1	CHN - PEOPLE'S REPUBLIC OF CHINA GAO Yue WU Dan YAN Yuzhuo YANG Jie		DSQ	FD



Results

Note:
The two fastest teams qualify for Final A and the next two fastest teams qualify for Final B and the next two fastest teams qualify for Final C and the next two fastest teams qualify for Final D.
Please note that only one Universiade or World Record can be set in a single round, even if a pre-existing result is surpassed more than once in the same round.

Legend:					
DSQ	Disqualified	Fy	Qualified for Final y (y=A,B,C or D)	UR	Universiade Record
W	Winner indicator	WR	World Record		

Team CHN has been disqualified according to rule 256 paragraph 2.





Distance Analysis in Heats

WR	2:55.79	CAN - Canada	6 DEC 2009	Calgary (CAN)
UR	3:05.94	CHN - People's Republic of China	13 NOV 2005	Harbin (CHN)
WR:				
UR:				
WR:				
UR:				

Heat	Start Position	Team								Note	Qualified
		Split Time	½ Lap Time	Split Time	½ Lap Time	Split Time	½ Lap Time	Split Time	½ Lap Time		
1	C	CHN - PEOPLE'S REPUBLIC OF CHINA								DSQ	FD
		20.79	(20.79)	36.23	(15.44)	51.66	(15.43)	1:07.52	(15.86)		
		1:40.34	(16.57)	1:57.34	(17.00)	2:14.38	(17.04)	2:31.81	(17.43)		
F		KOR - REPUBLIC OF KOREA								3:15.02 (1)	FA
		19.77	(19.77)	34.65	(14.88)	49.20	(14.55)	1:04.29	(15.09)		
		1:35.00	(15.68)	1:50.63	(15.63)	2:06.99	(16.36)	2:23.49	(16.50)		
2	C	ITA - ITALY								3:19.18 (4)	FB
		19.76	(19.76)	34.63	(14.87)	49.56	(14.93)	1:04.95	(15.39)		
		1:35.95	(15.63)	1:52.09	(16.14)	2:08.60	(16.51)	2:25.95	(17.35)		
F		NED - NETHERLANDS								3:20.04 (5)	FC
		19.86	(19.86)	35.30	(15.44)	50.73	(15.43)	1:05.58	(14.85)		
		1:36.56	(15.96)	1:53.40	(16.84)	2:10.26	(16.86)	2:27.47	(17.21)		
3	C	RUS - RUSSIAN FEDERATION								3:16.67 (2)	FA
		20.28	(20.28)	35.80	(15.52)	51.08	(15.28)	1:06.46	(15.38)		
		1:37.06	(15.49)	1:52.66	(15.60)	2:08.89	(16.23)	2:25.63	(16.74)		
F		POL - POLAND								3:26.59 (7)	FD
		20.50	(20.50)	36.29	(15.79)	51.72	(15.43)	1:07.38	(15.66)		
		1:39.37	(16.30)	1:56.34	(16.97)	2:13.57	(17.23)	2:31.45	(17.88)		
4	C	JPN - JAPAN								3:18.15 (3)	FB
		19.25	(19.25)	33.93	(14.68)	48.72	(14.79)	1:03.93	(15.21)		
		1:34.45	(15.51)	1:50.46	(16.01)	2:07.90	(17.44)	2:25.70	(17.80)		
F		KAZ - KAZAKHSTAN								3:24.17 (6)	FC
		20.62	(20.62)	36.10	(15.48)	51.60	(15.50)	1:07.39	(15.79)		
		1:39.55	(15.88)	1:56.03	(16.48)	2:12.76	(16.73)	2:30.61	(17.85)		

Legend:			
*	Marks a record as of the time recorded, that was later surpassed		
=	Equal sign indicates that two or more teams share the same rank		
C	Crossing straight	DSQ	Disqualified
FA	Final A (Gold medal heat)	FB	Final B (Bronze medal heat)
FD	Final D (7th=8th ranking)	UR	Universiade Record
		F	Finishing straight
		FC	Final C (5th=6th ranking)
		WR	World Record





Almaty 2017

28TH WINTER UNIVERSIADE



SPEED SKATING

Ladies' Mass Start



Almaty 2017
28th WINTER UNIVERSIADE

Medeu High-Mountain Ice
Rink

MON 6 FEB 2017
Start Time 13:00

Speed Skating
Ladies' Mass Start

Final



Start List

REVISED
6 FEB 9:38

Start Position	Helmet Number	Name	Country Code
1	1	SAKAI Nene	JPN
2	2	JUN Yejin	KOR
3	3	TAKAHASHI Nana	JPN
4	4	WU Dan	CHN
5	5	CHERNEGA Olesya	RUS
6	6	LIM Jungsoo	KOR
7	7	HIJLKEMA Aveline	NED
8	8	FUDALEJ Angelika Magdalena	POL
9	9	WOJCIK Andzelika	POL
10	10	VATN Marte	NOR
11	11	MALFATTI Gloria	ITA
12	12	CNOSSEN Willemijn	NED
13	13	PRISTALOVA Anna	RUS
14	14	GAO Yue	CHN
15	15	LOLLOBRIGIDA Giulia	ITA
16	16	SMEDING Ellia Georgina	GBR
17	17	HELLEM Ingvild	NOR
18	18	MUZYKA Anna	UKR
19	19	SARAP Mariin	EST

Skater 212 SARAP Mariin was entered





Almaty 2017
28th WINTER UNIVERSIADE

Medeu High-Mountain Ice Rink

MON 6 FEB 2017
Start Time 13:00

Speed Skating
Ladies' Mass Start

Final



Results

ISU Officials:
Starter BOYARSKIY Evgeny (RUS)

Rank	Helmet Number	Name	Country Code	Laps	S1	S2	S3	S4	Total	Time
1	13	PRISTALOVA Anna	RUS	16		3	5	60	68	10:43.74
2	1	SAKAI Nene	JPN	16				40	40	10:45.12
3	2	JUN Yejin	KOR	16			1	20	21	10:45.33
4	18	MUZYKA Anna	UKR	16		5	3		8	10:56.39
5	15	LOLLOBRIGIDA Giulia	ITA	16	5				5	10:52.90
6	16	SMEDING Ellia Georgina	GBR	16	3				3	11:10.96
7	12	CNOSSEN Willemijn	NED	16		1			1	10:58.47
8	4	WU Dan	CHN	16	1				1	11:23.44
9	7	HIJLKEMA Aveline	NED	16						10:45.56
10	10	VATN Marte	NOR	16						10:51.89
11	11	MALFATTI Gloria	ITA	16						10:53.78
12	6	LIM Jungsoo	KOR	16						11:13.09
13	5	CHERNEGA Olesya	RUS	16						11:23.70
14	14	GAO Yue	CHN	16						11:24.12
15	3	TAKAHASHI Nana	JPN	16						11:39.81
	9	WOJCIK Andzelika	POL	15						DNF
	19	SARAP Mariin	EST	13						DNF
	8	FUDALEJ Angelika Magdalena	POL							DNS
	17	HELLEM Ingvid	NOR							WDR

Note:
If two or more skaters obtained the same points, the ties will be broken by time.

Legend:
DNF Did Not Finish DNS Did Not Start Sx Sprint position (x=1-4)
WDR Withdrawn





Almaty 2017
28th WINTER UNIVERSIADE

Medeu High-Mountain Ice
Rink

MON 6 FEB 2017

Speed Skating

Ladies' Mass Start

Final



Distance Analysis

REVISED
8 FEB 6:40

Start Position	Helmet Number	Name					Country Code	Time		Note	Rank
	Split Time (Rank)	Split Time (Rank)	Split Time (Rank)	Split Time (Rank)	Split Time (Rank)	Split Time (Rank)	Split Time (Rank)	Split Time (Rank)			
1	1	SAKAI Nene					JPN	10:45.12			2
		1:18.74 (8)	2:16.54 (14)	3:03.07 (16)	3:36.39 (16)	4:14.00 (16)	4:59.51 (16)	5:46.63 (12)	6:16.57 (12)		
		6:53.50 (12)	7:27.05 (11)	8:03.68 (7)	8:40.69 (6)	9:14.43 (5)	9:44.32 (5)	10:15.74 (4)	10:45.12 (2)		
2	2	JUN Yejin					KOR	10:45.33			3
		1:19.36 (15)	2:16.75 (15)	3:02.83 (14)	3:36.16 (14)	4:13.77 (14)	4:59.09 (14)	5:46.38 (8)	6:16.25 (8)		
		6:53.29 (9)	7:26.84 (9)	8:03.69 (8)	8:40.15 (3)	9:14.11 (3)	9:44.14 (3)	10:15.57 (2)	10:45.33 (3)		
3	3	TAKAHASHI Nana					JPN	11:39.81			15
		1:19.63 (16)	2:16.98 (16)	3:02.97 (15)	3:36.32 (15)	4:13.89 (15)	4:59.38 (15)	5:46.57 (11)	6:16.44 (11)		
		6:53.35 (10)	7:26.95 (10)	8:03.78 (10)	8:40.80 (8)	9:14.23 (4)	9:44.23 (4)	10:15.65 (3)	11:39.81 (15)		
4	4	WU Dan					CHN	11:23.44			8
		1:18.59 (4)	2:15.88 (9)	3:01.58 (1)	3:31.42 (3)	4:12.54 (8)	4:58.95 (13)	5:46.91 (16)	6:17.36 (16)		
		6:53.65 (15)	7:27.19 (12)	8:15.63 (17)	8:53.00 (17)	9:28.60 (17)	10:04.16 (16)	10:41.29 (16)	11:23.44 (12)		
5	5	CHERNEGA Olesya					RUS	11:23.70			13
		1:19.76 (17)	2:17.12 (17)	3:03.18 (17)	3:36.44 (17)	4:14.10 (17)	4:59.65 (17)	5:46.65 (13)	6:16.86 (14)		
		6:53.63 (14)	7:27.46 (15)	8:03.87 (11)	8:41.08 (10)	9:15.82 (11)	9:45.52 (9)	10:16.05 (7)	11:23.70 (13)		
6	6	LIM Jungsoo					KOR	11:13.09			12
		1:18.46 (2)	2:15.57 (4)	3:02.60 (12)	3:36.08 (13)	4:12.93 (11)	4:58.80 (11)	5:46.46 (9)	6:16.36 (9)		
		6:53.14 (8)	7:26.75 (8)	8:12.46 (16)	8:44.61 (16)	9:17.38 (14)	9:53.80 (14)	10:31.50 (14)	11:13.09 (11)		
7	7	HIJLKEMA Aveline					NED	10:45.56			9
		1:18.57 (3)	2:15.68 (5)	3:02.19 (8)	3:31.86 (6)	4:12.16 (4)	4:58.30 (5)	5:46.25 (6)	6:16.05 (7)		
		6:52.90 (5)	7:26.31 (4)	8:03.49 (5)	8:40.89 (9)	9:14.57 (7)	9:44.70 (6)	10:15.83 (5)	10:45.56 (4)		
8	8	FUDALEJ Angelika Magdalena					POL			DNS	
9	9	WOJCIK Andzelika					POL			DNF	
		1:18.82 (11)	2:16.16 (12)	3:02.45 (11)	3:35.97 (11)	4:12.65 (9)	4:58.67 (10)	5:46.78 (14)	6:16.76 (13)		
		6:53.56 (13)	7:27.36 (14)	8:03.58 (6)	8:41.18 (11)	9:15.73 (10)	9:45.37 (7)	10:15.97 (6)			
10	10	VATN Marte					NOR	10:51.89			10
		1:18.87 (13)	2:15.81 (8)	3:01.58 (2)	3:31.47 (5)	4:12.29 (5)	4:58.89 (12)	5:46.81 (15)	6:17.27 (15)		
		6:53.74 (16)	7:27.62 (16)	8:03.99 (12)	8:41.44 (13)	9:14.92 (9)	9:46.58 (11)	10:19.06 (10)	10:51.89 (5)		
11	11	MALFATTI Gloria					ITA	10:53.78			11
		1:18.70 (7)	2:15.92 (10)	3:02.32 (10)	3:35.85 (10)	4:12.77 (10)	4:58.43 (7)	5:46.35 (7)	6:15.77 (5)		
		6:52.70 (3)	7:26.40 (5)	8:03.16 (3)	8:40.69 (6)	9:14.48 (6)	9:45.58 (10)	10:18.37 (8)	10:53.78 (7)		
12	12	CNOSSEN Willemijn					NED	10:58.47			7
		1:18.69 (6)	2:15.15 (1)	3:01.92 (5)	3:31.42 (4)	4:11.96 (2)	4:58.56 (8)	5:45.16 (3)	6:15.37 (3)		
		6:52.98 (6)	7:26.64 (7)	8:04.16 (14)	8:41.30 (12)	9:15.98 (12)	9:47.99 (12)	10:21.66 (12)	10:58.47 (9)		
13	13	PRISTALOVA Anna					RUS	10:43.74			1
		1:19.14 (14)	2:16.37 (13)	3:02.69 (13)	3:35.98 (12)	4:12.41 (7)	4:49.50 (2)	5:23.13 (2)	5:56.30 (2)		
		6:31.75 (1)	7:06.99 (1)	7:43.84 (1)	8:19.50 (1)	8:55.11 (1)	9:30.88 (1)	10:07.42 (1)	10:43.74 (1)		





Distance Analysis

REVISED
8 FEB 6:40

Start Position	Helmet Number	Name					Country Code	Time		Note	Rank
	Split Time (Rank)	Split Time (Rank)	Split Time (Rank)	Split Time (Rank)	Split Time (Rank)	Split Time (Rank)	Split Time (Rank)	Split Time (Rank)			
14	14	GAO Yue					CHN	11:24.12			14
		1:18.60 (5)	2:15.44 (3)	3:02.15 (7)	3:35.71 (8)	4:13.47 (12)	4:58.23 (4)	5:47.26 (17)	6:20.78 (17)		
		6:55.29 (17)	7:28.07 (17)	8:03.75 (9)	8:40.39 (4)	9:18.00 (15)	9:56.48 (15)	10:40.25 (15)	11:24.12 (14)		
15	15	LLOBRIGIDA Giulia					ITA	10:52.90			5
		1:18.25 (1)	2:15.28 (2)	3:02.02 (6)	3:31.31 (1)	4:12.05 (3)	4:58.58 (9)	5:46.48 (10)	6:15.93 (6)		
		6:52.80 (4)	7:26.25 (3)	8:03.38 (4)	8:40.53 (5)	9:14.87 (8)	9:45.50 (8)	10:18.47 (9)	10:52.90 (6)		
16	16	SMEDING Ellia Georgina					GBR	11:10.96			6
		1:18.81 (10)	2:16.03 (11)	3:01.74 (4)	3:31.36 (2)	4:12.38 (6)	4:58.37 (6)	5:46.18 (5)	6:16.39 (10)		
		6:53.49 (11)	7:27.28 (13)	8:04.07 (13)	8:41.79 (14)	9:16.65 (13)	9:52.08 (13)	10:31.14 (13)	11:10.96 (10)		
17	17	HELLEM Ingvild					NOR			WDR	
18	18	MUZYKA Anna					UKR	10:56.39			4
		1:18.84 (12)	2:15.78 (7)	3:01.70 (3)	3:33.59 (7)	4:08.08 (1)	4:45.82 (1)	5:21.53 (1)	5:56.20 (1)		
		6:31.91 (2)	7:08.12 (2)	7:45.74 (2)	8:24.53 (2)	9:03.33 (2)	9:41.08 (2)	10:19.43 (11)	10:56.39 (8)		
19	19	SARAP Mariin					EST			DNF	
		1:18.74 (9)	2:15.68 (6)	3:02.25 (9)	3:35.78 (9)	4:13.62 (13)	4:58.16 (3)	5:45.93 (4)	6:15.49 (4)		
		6:53.03 (7)	7:26.52 (6)	8:05.18 (15)	8:43.01 (15)	9:23.89 (16)					

Legend: DNF Did Not Finish DNS Did Not Start

Redundant table removed.





Almaty 2017

28TH WINTER UNIVERSIADE



SPEED SKATING

Men's 500m



Results

REVISED
2 FEB 9:55

WR 500m	33.98	KULIZHNIKOV Pavel (RUS)	20 NOV 2015	Salt Lake City (USA)
UR 500m	34.71	LEE Kang-Seok (KOR)	19 JAN 2007	Torino (ITA)
UR 2x500m	1:09.71	LEE Kang-Seok (KOR)	19 JAN 2007	Torino (ITA)

Rank	No.	Name	Ctry Code	Race 1					Race 2					Total				
				Pair	Ln.	Time	Gap	Note	Rk	Pair	Ln	Time	Gap	Note	Rk	Time	Gap	Note
1	46	CHA Minkyu	KOR	19	O	35.16	0.00		1	20	I	35.24	0.00		1	70.40	0.00	
2	29	NAKAO Koto	JPN	20	O	35.35	0.19		2	19	I	35.40	0.16		2	70.76	0.35	
3	55	KIM Youngjin	KOR	14	O	35.63	0.47		3	18	I	35.49	0.25		3	71.13	0.72	
4	32	SHINHAMA Tatsuya	JPN	15	O	35.73	0.57		4	17	I	35.69	0.45		6	71.42	1.01	
5	49	KIM Junho	KOR		O	35.816	0.65		7	14	I	35.62	0.38		4	71.44	1.03	
6	24	GOTO Takuya	JPN	18	O	35.812	0.65		6	15	I	35.67	0.43		5	71.48	1.08	
7	39	KRECH Roman	KAZ	22	O	36.002	0.84		9	13	I	35.72	0.48		7	71.72	1.32	
8	23	FUJINO Yuto	JPN	17	O	35.77	0.61		5	16	I	36.14	0.90		8	71.91	1.51	
9	40	KRIKUNOV Artyom	KAZ	17	I	35.87	0.71		8	20	O	36.37	1.13		9	72.24	1.84	
10	76	VAN OOSTEN Martijn Renier	NED	15	I	36.059	0.89		12	17	O	36.45	1.21		10	72.51	2.10	
11	94	RAFIKOV Ruslan	RUS	12	I	36.009	0.84		10	19	O	36.55	1.31		11	72.56	2.16	
12	44	PALKIN Stanislav	KAZ	18	I	36.052	0.89		11	18	O	36.57	1.33		12	72.62	2.22	
13	107	ESSAMAMBO Darsil	KAZ	13	O	36.16	1.00		13	12	I	36.59	1.35		13	72.75	2.35	
14	5	GOLOVATSIUK Ignat	BLR	16	I	36.25	1.09		14	16	O	36.92	1.68		19	73.18	2.77	
15	99	ZVEZDIN Aleksei	RUS	11	I	36.30	1.14		15	15	O	37.00	1.76		21	73.31	2.90	
16	13	ZHANG Hongqiang	CHN	14	I	36.66	1.50		18	13	O	36.67	1.43		15	73.33	2.92	
17	98	ZAROVCHATSKIY Vladimir	RUS	13	I	36.35	1.19		16	14	O	37.02	1.78		22	73.37	2.97	
18	66	YANG Seungyong	KOR	22	I	36.78	1.62		20	11	O	36.74	1.50		16	73.52	3.11	
19	20	KERSTEN Cornelius Giuseppe Gerardus	GBR	10	O	36.85	1.69		21	10	I	36.76	1.52		17	73.61	3.21	
20	106	RONCHAK Kyle	USA	11	O	36.93	1.77		22	9	I	36.82	1.58		18	73.76	3.36	
21	8	BAI Qiuming	CHN	19	I	36.74	1.58		19	12	O	37.13	1.89		24	73.87	3.47	
22	72	GERRITSEN Olof	NED	7	I	37.30	2.14		24	9	O	36.64	1.40		14	73.94	3.53	
23	4	CHABAN Artsiom	BLR	12	O	36.56	1.40		17	11	I	37.42	2.18		26	73.98	3.57	
24	73	KALVERDIJK Joep	NED	9	I	37.17	2.01		23	10	O	37.48	2.24		27	74.65	4.25	
25	6	KAPUSTSIN Anton	BLR	8	O	37.54	2.38		25	8	I	37.33	2.09		25	74.87	4.46	
26	9	LUY Bo	CHN	16	O	38.17	3.01		27	7	I	36.94	1.70		20	75.12	4.71	
27	70	YALALT Zorigbaatar	MGL	4	I	38.32	3.16		28	7	O	37.06	1.82		23	75.39	4.98	
28	103	HARTMAN Steven	USA	8	I	37.83	2.67		26	8	O	37.76	2.52		28	75.59	5.19	
29	78	DAHLE Magnus	NOR	6	O	38.39	3.23		30	5	I	38.05	2.81		29	76.44	6.04	
30	80	GRUBEN Robin Nicolai Oppi	NOR	9	O	38.36	3.20		29	6	I	38.50	3.26		31	76.87	6.46	
31	16	LUIK Aleks	EST	3	I	38.802	3.64		32	5	O	38.33	3.09		30	77.14	6.73	
32	15	KALJUVEE Kaspar	EST	6	I	38.57	3.41		31	6	O	38.65	3.41		32	77.23	6.82	
33	84	SUT Wojciech	POL	4	O	38.807	3.64		33	4	I	38.71	3.47		33	77.52	7.12	
34	68	BAADAI Tulga	MGL	2	O	39.19	4.03		34	3	I	39.69	4.45		35	78.89	8.48	
35	105	MILLER Nathan	USA	3	O	39.76	4.60		37	1	I	39.59	4.35		34	79.35	8.94	
36	104	KOENIG Michael	USA	5	O	39.62	4.46		36	2	I	39.80	4.56		36	79.43	9.03	
37	69	MYAGMARBAATAR Munkh-Od	MGL	5	I	40.59	5.43		38	4	O	39.83	4.59		37	80.43	10.03	
	83	PALKA Szymon Edward	POL	1	I	39.26	4.10											WDR
	108	TYLKA Daniel	POL	2	I	40.88	5.72											WDR
	74	KANT Tom	NED	10	I	58.16	23.00											WDR
	90	KOVAL Denis	RUS	20	I	DSQ												
	101	SUNG Ching-Yang	TPE	21	I	DSQ												
	22	TRENTINI Alessio	ITA	7	O	DSQ												



Results

REVISED
2 FEB 9:55

Legend:				
DSQ	Disqualified	Ln.	Lane identification (I/O)	WDR Withdrawn

correction to remove duplicated results





Ice and Climatic Conditions

As of WED 1 FEB 2017

	Session 1	
	Start	End
Time	15:50	16:30
Pair Number	1	20
Air Temperature	-4.0°C / 25°F	-4.0°C / 25°F
Ice Temperature	-6.7°C / 20°F	-6.7°C / 20°F
Humidity	90 %	90 %
Air Pressure	1,022 hPa	1,022 hPa





Almaty 2017
28th WINTER UNIVERSIADE

Medeu High-Mountain Ice Rink

WED 1 FEB 2017

Speed Skating

Men's 500m

Race 1 of 2



Results

WR	33.98	KULIZHNIKOV Pavel (RUS)	20 NOV 2015	Salt Lake City (USA)
UR	34.71	LEE Kang-Seok (KOR)	19 JAN 2007	Torino (ITA)

Rank	No.	Name	Country Code	Pair	Lane	Time	Gap	Note
1	46	CHA Minkyu	KOR	19	O	0:35.16	0.00	
2	29	NAKAO Koto	JPN	20	O	0:35.35	0.19	
3	55	KIM Youngjin	KOR	14	O	0:35.63	0.47	
4	32	SHINHAMA Tatsuya	JPN	15	O	0:35.73	0.57	
5	23	FUJINO Yuto	JPN	17	O	0:35.77	0.61	
6	24	GOTO Takuya	JPN	18	O	0:35.812	0.65	
7	49	KIM Junho	KOR	RS	O	0:35.816	0.65	
8	40	KRIKUNOV Artyom	KAZ	17	I	0:35.87	0.71	
9	39	KRECH Roman	KAZ	22	O	0:36.002	0.84	
10	94	RAFIKOV Ruslan	RUS	12	I	0:36.009	0.84	
11	44	PALKIN Stanislav	KAZ	18	I	0:36.052	0.89	
12	76	VAN OOSTEN Martijn Renier	NED	15	I	0:36.059	0.89	
13	107	ESSAMAMBO Darsil	KAZ	13	O	0:36.16	1.00	
14	5	GOLOVATSIUK Ignat	BLR	16	I	0:36.25	1.09	
15	99	ZVEZDIN Aleksei	RUS	11	I	0:36.30	1.14	
16	98	ZAROVCHATSKIY Vladimir	RUS	13	I	0:36.35	1.19	
17	4	CHABAN Artsiom	BLR	12	O	0:36.56	1.40	
18	13	ZHANG Hongqiang	CHN	14	I	0:36.66	1.50	
19	8	BAI Qiuming	CHN	19	I	0:36.74	1.58	
20	66	YANG Seungyong	KOR	22	I	0:36.78	1.62	
21	20	KERSTEN Cornelius Giuseppe Gerardus	GBR	10	O	0:36.85	1.69	
22	106	RONCHAK Kyle	USA	11	O	0:36.93	1.77	
23	73	KALVERDIJK Joep	NED	9	I	0:37.17	2.01	
24	72	GERRITSEN Olof	NED	7	I	0:37.30	2.14	
25	6	KAPUSTSIN Anton	BLR	8	O	0:37.54	2.38	
26	103	HARTMAN Steven	USA	8	I	0:37.83	2.67	
27	9	LUY Bo	CHN	16	O	0:38.17	3.01	
28	70	YALALT Zorigbaatar	MGL	4	I	0:38.32	3.16	
29	80	GRUBEN Robin Nicolai Oppi	NOR	9	O	0:38.36	3.20	
30	78	DAHLE Magnus	NOR	6	O	0:38.39	3.23	
31	15	KALJUVEE Kaspar	EST	6	I	0:38.57	3.41	
32	16	LUIK Aleks	EST	3	I	0:38.802	3.64	
33	84	SUT Wojciech	POL	4	O	0:38.807	3.64	
34	68	BAADAI Tulga	MGL	2	O	0:39.19	4.03	
35	83	PALKA Szymon Edward	POL	1	I	0:39.26	4.10	
36	104	KOENIG Michael	USA	5	O	0:39.62	4.46	
37	105	MILLER Nathan	USA	3	O	0:39.76	4.60	
38	69	MYAGMARBAATAR Munkh-Od	MGL	5	I	0:40.59	5.43	
39	108	TYLKA Daniel	POL	2	I	0:40.88	5.72	
40	74	KANT Tom	NED	10	I	0:58.16	23.00	
	22	TRENTINI Alessio	ITA	7	O	DSQ		





Results

Rank	No.	Name	Country Code	Pair	Lane	Time	Gap	Note
	90	KOVAL Denis	RUS	20	I	DSQ		
	101	SUNG Ching-Yang	TPE	21	I	DSQ		

Note:
If two or more skaters obtained the same time to the hundredth of a second, the ties will be broken and presented to the thousandth of a second.

Legend:
DSQ Disqualified

Competitor 90 KOVAL Denis has been disqualified according to rule 253 paragraph 3.
Competitor 22 TRENTINI Alessio has been disqualified according to rule 279 paragraph 3.
Competitor 101 SUNG Ching-Yang has been disqualified according to rule 256 paragraph 1.



Almaty 2017
28th WINTER UNIVERSIADE

Medeu High-Mountain Ice Rink

WED 1 FEB 2017

Speed Skating

Men's 500m

Race 1 of 2



Distance Analysis in Pairs

WR	33.98	KULIZHNIKOV Pavel (RUS)	20 NOV 2015	Salt Lake City (USA)
UR	34.71	LEE Kang-Seok (KOR)	19 JAN 2007	Torino (ITA)
WR:	100m	9.44	Finish	34.42
UR:		9.59		34.03

UR	1:09.71	LEE Kang-Seok (KOR)	19 JAN 2007	Torino (ITA)
-----------	----------------	---------------------	-------------	--------------

Pair	Lane	No.	Name				Country Code	Time	Note	Rank
			Split Time	Lap Time	Split Time	Lap Time				
RS	O	49	KIM Junho				KOR	0:35.816		7
			9.83	(9.83)	35.81	(25.98)				
1	I	83	PALKA Szymon Edward				POL	0:39.26		35
			11.08	(11.08)	39.26	(28.18)				
2	I	108	TYLKA Daniel				POL	0:40.88		39
			11.27	(11.27)	40.88	(29.61)				
	O	68	BAADAI Tulga				MGL	0:39.19		34
			10.52	(10.52)	39.19	(28.67)				
3	I	16	LUIK Aleks				EST	0:38.802		32
			10.85	(10.85)	38.80	(27.95)				
	O	105	MILLER Nathan				USA	0:39.76		37
			10.92	(10.92)	39.76	(28.84)				
4	I	70	YALALT Zorigtbaatar				MGL	0:38.32		28
			10.55	(10.55)	38.32	(27.77)				
	O	84	SUT Wojciech				POL	0:38.807		33
			10.89	(10.89)	38.80	(27.91)				
5	I	69	MYAGMARBAATAR Munkh-Od				MGL	0:40.59		38
			10.83	(10.83)	40.59	(29.76)				
	O	104	KOENIG Michael				USA	0:39.62		36
			11.08	(11.08)	39.62	(28.54)				
6	I	15	KALJUVEE Kaspar				EST	0:38.57		31
			10.92	(10.92)	38.57	(27.65)				
	O	78	DAHLE Magnus				NOR	0:38.39		30
			10.69	(10.69)	38.39	(27.70)				
7	I	72	GERRITSEN Olof				NED	0:37.30		24
			10.45	(10.45)	37.30	(26.85)				
	O	22	TRENTINI Alessio				ITA		DSQ	
			10.36	(10.36)	36.79	(26.43)				





Almaty 2017
28th WINTER UNIVERSIADE

Medeu High-Mountain Ice
Rink

WED 1 FEB 2017

Speed Skating

Men's 500m

Race 1 of 2



Distance Analysis in Pairs

Pair	Lane	No.	Name				Country Code	Time	Note	Rank
		Split Time	Lap Time	Split Time	Lap Time					
8	I	103	HARTMAN Steven				USA	0:37.83		26
		10.59	(10.59)	37.83	(27.24)					
	O	6	KAPUSTSIN Anton				BLR	0:37.54		25
		10.46	(10.46)	37.54	(27.08)					
9	I	73	KALVERDIJK Joep				NED	0:37.17		23
		10.27	(10.27)	37.17	(26.90)					
	O	80	GRUBEN Robin Nicolai Oppi				NOR	0:38.36		29
		10.67	(10.67)	38.36	(27.69)					
10	I	74	KANT Tom				NED	0:58.16		40
		10.81	(10.81)	58.16	(47.35)					
	O	20	KERSTEN Cornelius Giuseppe Gerardus				GBR	0:36.85		21
		10.25	(10.25)	36.85	(26.60)					
11	I	99	ZVEZDIN Aleksei				RUS	0:36.30		15
		10.27	(10.27)	36.30	(26.03)					
	O	106	RONCHAK Kyle				USA	0:36.93		22
		10.23	(10.23)	36.93	(26.70)					
12	I	94	RAFIKOV Ruslan				RUS	0:36.009		10
		9.89	(9.89)	36.00	(26.11)					
	O	4	CHABAN Artsiom				BLR	0:36.56		17
		10.02	(10.02)	36.56	(26.54)					
13	I	98	ZAROVCHATSKIY Vladimir				RUS	0:36.35		16
		10.27	(10.27)	36.35	(26.08)					
	O	107	ESSAMAMBO Darsil				KAZ	0:36.16		13
		9.93	(9.93)	36.16	(26.23)					
14	I	13	ZHANG Hongqiang				CHN	0:36.66		18
		10.09	(10.09)	36.66	(26.57)					
	O	55	KIM Youngjin				KOR	0:35.63		3
		9.98	(9.98)	35.63	(25.65)					
15	I	76	VAN OOSTEN Martijn Renier				NED	0:36.059		12
		10.10	(10.10)	36.05	(25.95)					
	O	32	SHINHAMA Tatsuya				JPN	0:35.73		4
		9.80	(9.80)	35.73	(25.93)					
16	I	5	GOLOVATSIUK Ignat				BLR	0:36.25		14
		10.14	(10.14)	36.25	(26.11)					
	O	9	LUY Bo				CHN	0:38.17		27
		10.48	(10.48)	38.17	(27.69)					





Almaty 2017
28th WINTER UNIVERSIADE

Medeu High-Mountain Ice
Rink

WED 1 FEB 2017

Speed Skating

Men's 500m

Race 1 of 2



Distance Analysis in Pairs

Pair	Lane	No.	Name				Country Code	Time	Note	Rank
		Split Time	Lap Time	Split Time	Lap Time					
17	I	40	KRIKUNOV Artyom				KAZ	0:35.87		8
		9.97	(9.97)	35.87	(25.90)					
	O	23	FUJINO Yuto				JPN	0:35.77		5
		9.97	(9.97)	35.77	(25.80)					
18	I	44	PALKIN Stanislav				KAZ	0:36.052		11
		10.12	(10.12)	36.05	(25.93)					
	O	24	GOTO Takuya				JPN	0:35.812		6
		9.93	(9.93)	35.81	(25.88)					
19	I	8	BAI Qiuming				CHN	0:36.74		19
		10.19	(10.19)	36.74	(26.55)					
	O	46	CHA Minkyu				KOR	0:35.16		1
		9.79	(9.79)	35.16	(25.37)					
20	I	90	KOVAL Denis				RUS		DSQ	
		9.84	(9.84)	36.38	(26.54)					
	O	29	NAKAO Koto				JPN	0:35.35		2
		9.70	(9.70)	35.35	(25.65)					
21	I	101	SUNG Ching-Yang				TPE		DSQ	
		9.89	(9.89)							
	O	49	KIM Junho				KOR		DNF	
		9.90	(9.90)	52.56	(42.66)					
22	I	66	YANG Seungyong				KOR	0:36.78		20
		10.27	(10.27)	36.78	(26.51)					
	O	39	KRECH Roman				KAZ	0:36.002		9
		9.69	(9.69)	36.00	(26.31)					

Legend:					
*	Marks a record as of the time recorded, that was later surpassed	=	Equal sign indicates that two or more skaters share the same rank	DNF	Did Not Finish
DSQ	Disqualified	I	Inner lane	No.	Start number
O	Outer lane	UR	Universiade Record	WR	World Record





Almaty 2017
28th WINTER UNIVERSIADE

Medeu High-Mountain Ice
Rink

WED 1 FEB 2017

Speed Skating

Men's 500m

Race 2 of 2



Distance Analysis in Pairs

WR 500m	33.98	KULIZHNIKOV Pavel (RUS)	20 NOV 2015	Salt Lake City (USA)
UR 500m	34.71	LEE Kang-Seok (KOR)	19 JAN 2007	Torino (ITA)
WR: 100m	9.44	Finish	34.42	
UR:	9.59		34.03	

UR 2x500m	1:09.71	LEE Kang-Seok (KOR)	19 JAN 2007	Torino (ITA)
------------------	----------------	---------------------	-------------	--------------

Pair	Lane	No.	Name				Country Code	Time	Note	Rank
			Split Time	Lap Time	Split Time	Lap Time				
		74	KANT Tom				NED		WDR	
		83	PALKA Szymon Edward				POL		WDR	
		108	TYLKA Daniel				POL		WDR	
1	I	105	MILLER Nathan				USA	79.35		35
		10.66	(10.66)	39.59	(28.93)		39.59		34	
2	I	104	KOENIG Michael				USA	79.43		36
		10.89	(10.89)	39.80	(28.91)		39.80		36	
3	I	68	BAADAI Tulga				MGL	78.89		34
		10.26	(10.26)	39.69	(29.43)		39.69		35	
4	I	84	SUT Wojciech				POL	77.52		33
		10.60	(10.60)	38.71	(28.11)		38.71		33	
	O	69	MYAGMARBAATAR Munkh-Od				MGL	80.43		37
		10.73	(10.73)	39.83	(29.10)		39.83		37	
5	I	78	DAHLE Magnus				NOR	76.44		29
		10.43	(10.43)	38.05	(27.62)		38.05		29	
	O	16	LUIK Aleks				EST	77.14		31
		10.50	(10.50)	38.33	(27.83)		38.33		30	
6	I	80	GRUBEN Robin Nicolai Oppi				NOR	76.87		30
		10.61	(10.61)	38.50	(27.89)		38.50		31	
	O	15	KALJUVEE Kaspar				EST	77.23		32
		10.69	(10.69)	38.65	(27.96)		38.65		32	
7	I	9	LUY Bo				CHN	75.12		26
		10.28	(10.28)	36.94	(26.66)		36.94		20	
	O	70	YALALT Zorigtbaatar				MGL	75.39		27
		10.24	(10.24)	37.06	(26.82)		37.06		23	
8	I	6	KAPUSTSIN Anton				BLR	74.87		25
		10.24	(10.24)	37.33	(27.09)		37.33		25	
	O	103	HARTMAN Steven				USA	75.59		28
		10.50	(10.50)	37.76	(27.26)		37.76		28	





Almaty 2017
28th WINTER UNIVERSIADE

Medeu High-Mountain Ice
Rink

WED 1 FEB 2017

Speed Skating

Men's 500m

Race 2 of 2



Distance Analysis in Pairs

Pair	Lane	No.	Name				Country Code	Time	Note	Rank
		Split Time	Lap Time	Split Time	Lap Time	Time Race 2				
9	I	106	RONCHAK Kyle				USA	73.76		20
			10.25	(10.25)	36.82	(26.57)		36.82		18
	O	72	GERRITSEN Olof				NED	73.94		22
			10.24	(10.24)	36.64	(26.40)		36.64		14
10	I	20	KERSTEN Cornelius Giuseppe Gerardus				GBR	73.61		19
			10.38	(10.38)	36.76	(26.38)		36.76		17
	O	73	KALVERDIJK Joep				NED	74.65		24
			10.28	(10.28)	37.48	(27.20)		37.48		27
11	I	4	CHABAN Artsiom				BLR	73.98		23
			10.25	(10.25)	37.42	(27.17)		37.42		26
	O	66	YANG Seungyong				KOR	73.52		18
			10.33	(10.33)	36.74	(26.41)		36.74		16
12	I	107	ESSAMAMBO Darsil				KAZ	72.75		13
			10.11	(10.11)	36.59	(26.48)		36.59		13
	O	8	BAI Qiuming				CHN	73.87		21
			10.09	(10.09)	37.13	(27.04)		37.13		24
13	I	39	KRECH Roman				KAZ	71.72		7
			9.93	(9.93)	35.72	(25.79)		35.72		7
	O	13	ZHANG Hongqiang				CHN	73.33		16
			10.34	(10.34)	36.67	(26.33)		36.67		15
14	I	49	KIM Junho				KOR	71.44		5
			9.90	(9.90)	35.62	(25.72)		35.62		4
	O	98	ZAROVCHATSKIY Vladimir				RUS	73.37		17
			10.48	(10.48)	37.02	(26.54)		37.02		22
15	I	24	GOTO Takuya				JPN	71.48		6
			9.95	(9.95)	35.67	(25.72)		35.67		5
	O	99	ZVEZDIN Aleksei				RUS	73.31		15
			10.47	(10.47)	37.00	(26.53)		37.00		21
16	I	23	FUJINO Yuto				JPN	71.91		8
			10.08	(10.08)	36.14	(26.06)		36.14		8
	O	5	GOLOVATSIUK Ignat				BLR	73.18		14
			10.31	(10.31)	36.92	(26.61)		36.92		19
17	I	32	SHINHAMA Tatsuya				JPN	71.42		4
			9.83	(9.83)	35.69	(25.86)		35.69		6
	O	76	VAN OOSTEN Martijn Renier				NED	72.51		10
			10.11	(10.11)	36.45	(26.34)		36.45		10





Almaty 2017
28th WINTER UNIVERSIADE

Medeu High-Mountain Ice
Rink

WED 1 FEB 2017

Speed Skating

Men's 500m

Race 2 of 2



Distance Analysis in Pairs

Pair	Lane	No.	Name				Country Code	Time	Note	Rank
		Split Time	Lap Time	Split Time	Lap Time	Time Race 2		Rank Race 2		
18	I	55	KIM Youngjin				KOR	71.13		3
		9.93	(9.93)	35.49	(25.56)	35.49		3		
	O	44	PALKIN Stanislav				KAZ	72.62		12
		10.21	(10.21)	36.57	(26.36)	36.57		12		
19	I	29	NAKAO Koto				JPN	70.76		2
		9.71	(9.71)	35.40	(25.69)	35.40		2		
	O	94	RAFIKOV Ruslan				RUS	72.56		11
		9.97	(9.97)	36.55	(26.58)	36.55		11		
20	I	46	CHA Minkyu				KOR	70.40		1
		10.00	(10.00)	35.24	(25.24)	35.24		1		
	O	40	KRIKUNOV Artyom				KAZ	72.24		9
		10.00	(10.00)	36.37	(26.37)	36.37		9		

Legend:					
*	Marks a record as of the time recorded, that was later surpassed	=	Equal sign indicates that two or more skaters share the same rank	DSQ	Disqualified
I	Inner lane	No.	Start number	O	Outer lane
UR	Universiade Record	WR	World Record		





Almaty 2017

28TH WINTER UNIVERSIADE



SPEED SKATING

Men's 1,000m



Start List

REVISED
3 FEB 13:13

WR	1:06.42	DAVIS Shani (USA)	7 MAR 2009	Salt Lake City (USA)
UR	1:09.32	NENZI Mirko Giacomo (ITA)	17 DEC 2013	Trentino (ITA)

Pair	Lane	No.	Name	Country Code
1	I	68	BAADAI Tulga	MGL
	O	80	GRUBEN Robin Nicolai Oppi	NOR
2	I	104	KOENIG Michael	USA
	O	84	SUT Wojciech	POL
3	I	70	YALALT Zorigtbaatar	MGL
	O	71	COLJÉ Gerwin Pieter	NED
4	I	16	LUIK Aleks	EST
	O	69	MYAGMARBAATAR Munkh-Od	MGL
5	I	78	DAHLE Magnus	NOR
	O	15	KALJUVEE Kaspar	EST
6	I	105	MILLER Nathan	USA
	O	20	KERSTEN Cornelius Giuseppe Gerardus	GBR
7	I	6	KAPUSTSIN Anton	BLR
	O	73	KALVERDIJK Joep	NED
8	I	89	GORSHKOV Aleksei	RUS
	O	34	ARZHANIKOV Ivan	KAZ
9	I	22	TRENTINI Alessio	ITA
	O	72	GERRITSEN Olof	NED
10	I	55	KIM Youngjin	KOR
	O	106	RONCHAK Kyle	USA
ICE preparation				
11	I	12	ZHANG Chuang	CHN
	O	87	BOBYR Danila	RUS
12	I	26	KOSAKA Ryu	JPN
	O	44	PALKIN Stanislav	KAZ
13	I	32	SHINHAMA Tatsuya	JPN
	O	28	NAKAMURA Hayato	JPN
14	I	103	HARTMAN Steven	USA
	O	9	LUY Bo	CHN
15	I	13	ZHANG Hongqiang	CHN
	O	100	HUANG Ta-Yuan	TPE



Start List

REVISED
3 FEB 13:13

Pair	Lane	No. Name	Country Code
16	I	91 LOBAS Victor	RUS
	O	5 GOLOVATSIUK Ignat	BLR
17	I	1 HAGER Armin	AUT
	O	76 VAN OOSTEN Martijn Renier	NED
18	I	101 SUNG Ching-Yang	TPE
	O	66 YANG Seungyong	KOR
19	I	88 GOLUBEV Kirill	RUS
	O	23 FUJINO Yuto	JPN
20	I	41 MEZENTSEV Fedor	KAZ
	O	46 CHA Minkyu	KOR
21	I	49 KIM Junho	KOR
	O	39 KRECH Roman	KAZ

Legend:				
I	Inner lane	No.	Start Number	O
UR	Universiade Record	WR	World Record	

start list revised





Results

WR	1:06.42	DAVIS Shani (USA)	7 MAR 2009	Salt Lake City (USA)
UR	1:09.32	NENZI Mirko Giacomo (ITA)	17 DEC 2013	Trentino (ITA)

ISU Officials:	
Starter	AVDEYEV Sergey (KAZ)

Rank	No.	Name	Country Code	Pair	Lane	Time	Gap	Note
1	46	CHA Minkyu	KOR	20	O	1:09.56	0.00	
2	76	VAN OOSTEN Martijn Renier	NED	17	O	1:10.12	0.56	
3	26	KOSAKA Ryu	JPN	12	I	1:10.58	1.02	
4	88	GOLUBEV Kirill	RUS	19	I	1:10.59	1.03	
5	23	FUJINO Yuto	JPN	19	O	1:10.69	1.13	
6	55	KIM Youngjin	KOR	10	I	1:10.71	1.15	
7	49	KIM Junho	KOR	21	I	1:10.76	1.20	
8	39	KRECH Roman	KAZ	21	O	1:10.94	1.38	
9	91	LOBAS Victor	RUS	16	I	1:10.99	1.43	
10	44	PALKIN Stanislav	KAZ	12	O	1:11.19	1.63	
11	5	GOLOVATSIUK Ignat	BLR	16	O	1:11.27	1.71	
12	41	MEZENTSEV Fedor	KAZ	20	I	1:11.33	1.77	
13	87	BOBYR Danila	RUS	11	O	1:11.53	1.97	
14	28	NAKAMURA Hayato	JPN	13	O	1:11.85	2.29	
15	13	ZHANG Hongqiang	CHN	15	I	1:11.94	2.38	
16	101	SUNG Ching-Yang	TPE	18	I	1:12.03	2.47	
17	66	YANG Seungyong	KOR	18	O	1:12.07	2.51	
18	22	TRENTINI Alessio	ITA	9	I	1:12.12	2.56	
19	34	ARZHANIKOV Ivan	KAZ	8	O	1:12.71	3.15	
20	100	HUANG Ta-Yuan	TPE	15	O	1:13.06	3.50	
21	73	KALVERDIJK Joep	NED	7	O	1:13.18	3.62	
22	103	HARTMAN Steven	USA	14	I	1:13.78	4.22	
23	20	KERSTEN Cornelius Giuseppe Gerardus	GBR	6	O	1:13.90	4.34	
24	106	RONCHAK Kyle	USA	10	O	1:13.95	4.39	
25	1	HAGER Armin	AUT	17	I	1:14.09	4.53	
26	89	GORSHKOV Aleksei	RUS	8	I	1:14.29	4.73	
27	12	ZHANG Chuang	CHN	11	I	1:14.89	5.33	
28	70	YALALT Zorigbaatar	MGL	3	I	1:15.01	5.45	
29	71	COLJÉ Gerwin Pieter	NED	3	O	1:15.164	5.60	
30	15	KALJUVEE Kaspar	EST	5	O	1:15.167	5.60	
31	72	GERRITSEN Olof	NED	9	O	1:15.23	5.67	
32	6	KAPUSTSIN Anton	BLR	7	I	1:15.48	5.92	
33	9	LYU Bo	CHN	14	O	1:15.71	6.15	
34	78	DAHLE Magnus	NOR	5	I	1:16.04	6.48	
35	84	SUT Wojciech	POL	2	O	1:16.70	7.14	
36	104	KOENIG Michael	USA	2	I	1:16.84	7.28	
37	80	GRUBEN Robin Nicolai Oppi	NOR	1	O	1:17.41	7.85	
38	16	LUIK Aleks	EST	4	I	1:17.56	8.00	
39	68	BAADAI Tulga	MGL	1	I	1:18.89	9.33	
40	105	MILLER Nathan	USA	6	I	1:19.62	10.06	



Results

Rank	No.	Name	Country Code	Pair	Lane	Time	Gap	Note
41	69	MYAGMARBAATAR Munkh-Od	MGL	4	O	1:19.86	10.30	
	32	SHINHAMA Tatsuya	JPN	13	I	DNF		
	4	CHABAN Artsiom	BLR			WDR		

Note:
If two or more skaters obtained the same time to the hundredth of a second, the ties will be broken and presented to the thousandth of a second.

Legend:	
DNF	Did Not Finish
O	Outer lane
WR	World Record
I	Inner lane
UR	Universiade Record
No.	Start number
WDR	Withdrawn





Almaty 2017
28th WINTER UNIVERSIADE

Medeu High-Mountain Ice
Rink

FRI 3 FEB 2017

Speed Skating

Men's 1000m



Distance Analysis in Pairs

WR	1:06.42	DAVIS Shani (USA)	7 MAR 2009	Salt Lake City (USA)
UR	1:09.32	NENZI Mirko Giacomo (ITA)	17 DEC 2013	Trentino (ITA)
WR:				
UR:				

Pair	Lane	No.	Name					Country Code	Time	Note	Rank
			Split Time	Lap Time	Split Time	Lap Time	Split Time				
1	I	68	BAADAI Tulga					MGL	1:18.89		39
			18.00	(18.00)	47.25	(29.25)	1:18.89	(31.64)			
	O	80	GRUBEN Robin Nicolai Oppi					NOR	1:17.41		37
			17.82	(17.82)	46.27	(28.45)	1:17.41	(31.14)			
2	I	104	KOENIG Michael					USA	1:16.84		36
			18.35	(18.35)	46.73	(28.38)	1:16.84	(30.11)			
	O	84	SUT Wojciech					POL	1:16.70		35
			17.85	(17.85)	45.74	(27.89)	1:16.70	(30.96)			
3	I	70	YALALT Zorigtbaatar					MGL	1:15.01		28
			17.44	(17.44)	45.48	(28.04)	1:15.01	(29.53)			
	O	71	COLJÉ Gerwin Pieter					NED	1:15.164		29
			17.83	(17.83)	45.42	(27.59)	1:15.16	(29.74)			
4	I	16	LUIK Aleks					EST	1:17.56		38
			18.03	(18.03)	46.67	(28.64)	1:17.56	(30.89)			
	O	69	MYAGMARBAATAR Munkh-Od					MGL	1:19.86		41
			18.20	(18.20)	47.81	(29.61)	1:19.86	(32.05)			
5	I	78	DAHLE Magnus					NOR	1:16.04		34
			17.96	(17.96)	45.53	(27.57)	1:16.04	(30.51)			
	O	15	KALJUVEE Kaspar					EST	1:15.167		30
			18.08	(18.08)	45.35	(27.27)	1:15.16	(29.81)			
6	I	105	MILLER Nathan					USA	1:19.62		40
			18.30	(18.30)	47.34	(29.04)	1:19.62	(32.28)			
	O	20	KERSTEN Cornelius Giuseppe Gerardus					GBR	1:13.90		23
			17.51	(17.51)	44.65	(27.14)	1:13.90	(29.25)			
7	I	6	KAPUSTSIN Anton					BLR	1:15.48		32
			17.59	(17.59)	45.48	(27.89)	1:15.48	(30.00)			
	O	73	KALVERDIJK Joep					NED	1:13.18		21
			17.34	(17.34)	44.34	(27.00)	1:13.18	(28.84)			
8	I	89	GORSHKOV Aleksei					RUS	1:14.29		26
			17.65	(17.65)	44.81	(27.16)	1:14.29	(29.48)			
	O	34	ARZHANIKOV Ivan					KAZ	1:12.71		19
			17.08	(17.08)	43.85	(26.77)	1:12.71	(28.86)			



FISU Partners

The Wellness Company

Doing everything with love!

Антивирус



Almaty 2017
28th WINTER UNIVERSIADE

Medeu High-Mountain Ice
Rink

FRI 3 FEB 2017

Speed Skating

Men's 1000m



Distance Analysis in Pairs

Pair	Lane	No.	Name					Country Code	Time	Note	Rank
		Split Time	Lap Time	Split Time	Lap Time	Split Time	Lap Time				
9	I	22	TRENTINI Alessio					ITA	1:12.12		18
		17.26	(17.26)	43.54	(26.28)	1:12.12	(28.58)				
	O	72	GERRITSEN Olof					NED	1:15.23		31
		17.71	(17.71)	45.30	(27.59)	1:15.23	(29.93)				
10	I	55	KIM Youngjin					KOR	1:10.71		6
		16.66	(16.66)	42.28	(25.62)	1:10.71	(28.43)				
	O	106	RONCHAK Kyle					USA	1:13.95		24
		17.45	(17.45)	44.38	(26.93)	1:13.95	(29.57)				
11	I	12	ZHANG Chuang					CHN	1:14.89		27
		17.79	(17.79)	45.53	(27.74)	1:14.89	(29.36)				
	O	87	BOBYR Danila					RUS	1:11.53		13
		17.18	(17.18)	43.30	(26.12)	1:11.53	(28.23)				
12	I	26	KOSAKA Ryu					JPN	1:10.58		3
		17.09	(17.09)	42.93	(25.84)	1:10.58	(27.65)				
	O	44	PALKIN Stanislav					KAZ	1:11.19		10
		17.03	(17.03)	43.08	(26.05)	1:11.19	(28.11)				
13	I	32	SHINHAMA Tatsuya					JPN		DNF	
		16.35	(16.35)								
	O	28	NAKAMURA Hayato					JPN	1:11.85		14
		17.11	(17.11)	43.49	(26.38)	1:11.85	(28.36)				
14	I	103	HARTMAN Steven					USA	1:13.78		22
		17.94	(17.94)	44.93	(26.99)	1:13.78	(28.85)				
	O	9	LYU Bo					CHN	1:15.71		33
		17.80	(17.80)	45.03	(27.23)	1:15.71	(30.68)				
15	I	13	ZHANG Hongqiang					CHN	1:11.94		15
		16.84	(16.84)	43.07	(26.23)	1:11.94	(28.87)				
	O	100	HUANG Ta-Yuan					TPE	1:13.06		20
		17.30	(17.30)	43.87	(26.57)	1:13.06	(29.19)				
16	I	91	LOBAS Victor					RUS	1:10.99		9
		17.47	(17.47)	43.37	(25.90)	1:10.99	(27.62)				
	O	5	GOLOVATSIUK Ignat					BLR	1:11.27		11
		17.22	(17.22)	43.32	(26.10)	1:11.27	(27.95)				
17	I	1	HAGER Armin					AUT	1:14.09		25
		17.70	(17.70)	44.78	(27.08)	1:14.09	(29.31)				
	O	76	VAN OOSTEN Martijn Renier					NED	1:10.12		2
		16.69	(16.69)	42.22	(25.53)	1:10.12	(27.90)				





Distance Analysis in Pairs

Pair	Lane	No.	Name					Country Code	Time	Note	Rank
			Split Time	Lap Time	Split Time	Lap Time	Split Time				
18	I	101	SUNG Ching-Yang					TPE	1:12.03		16
			16.39	(16.39)	42.21	(25.82)	1:12.03	(29.82)			
	O	66	YANG Seungyong					KOR	1:12.07		17
			16.84	(16.84)	42.92	(26.08)	1:12.07	(29.15)			
19	I	88	GOLUBEV Kirill					RUS	1:10.59		4
			17.19	(17.19)	43.03	(25.84)	1:10.59	(27.56)			
	O	23	FUJINO Yuto					JPN	1:10.69		5
			16.68	(16.68)	42.41	(25.73)	1:10.69	(28.28)			
20	I	41	MEZENTSEV Fedor					KAZ	1:11.33		12
			16.75	(16.75)	42.73	(25.98)	1:11.33	(28.60)			
	O	46	CHA Minkyu					KOR	1:09.56		1
			16.47	(16.47)	41.44	(24.97)	1:09.56	(28.12)			
21	I	49	KIM Junho					KOR	1:10.76		7
			16.49	(16.49)	42.37	(25.88)	1:10.76	(28.39)			
	O	39	KRECH Roman					KAZ	1:10.94		8
			16.56	(16.56)	42.61	(26.05)	1:10.94	(28.33)			

Legend:					
*	Marks a record as of the time recorded, that was later surpassed	=	Equal sign indicates that two or more skaters share the same rank	DNF	Did Not Finish
I	Inner lane	No.	Start number	O	Outer lane
UR	Universiade Record	WR	World Record		





Ice and Climatic Conditions

As of FRI 3 FEB 2017

	Session 1	
	Start	End
Time	14:00	15:15
Pair Number	1	21
Air Temperature	-3.0°C / 27°F	-4.0°C / 25°F
Ice Temperature	-3.8°C / 25°F	-3.8°C / 25°F
Humidity	70 %	80 %
Air Pressure	1,009 hPa	1,009 hPa





Almaty 2017

28TH WINTER UNIVERSIADE



SPEED SKATING

Men's 1,500m



Start List

REVISED
2 FEB 13:31

WR	1:41.04	DAVIS Shani (USA)	11 DEC 2009	Salt Lake City (USA)
UR	1:45.66	FABRIS Enrico (ITA)	21 JAN 2007	Torino (ITA)

Pair	Lane	No.	Name	Country Code
1	I	68	BAADAI Tulga	MGL
	O	78	DAHLE Magnus	NOR
2	I	70	YALALT Zorigbaatar	MGL
	O	105	MILLER Nathan	USA
3	I	69	MYAGMARBAATAR Munkh-Od	MGL
	O	20	KERSTEN Cornelius Giuseppe Gerardus	GBR
4	I	80	GRUBEN Robin Nicolai Oppi	NOR
	O	15	KALJUVEE Kaspar	EST
5	I	104	KOENIG Michael	USA
	O	16	LUIK Aleks	EST
6	I	83	PALKA Szymon Edward	POL
	O	84	SUT Wojciech	POL
7	I	77	VREUGDENHIL Jacob Gerard	NED
	O	34	ARZHANIKOV Ivan	KAZ
8	I	75	LIGTENBERG Ronald Marinus	NED
	O	19	MELINE Thomas	FRA
9	I	38	KLENKO Alexandr	KAZ
	O	11	WANG Shiwei	CHN
10	I	42	MOROZOV Dmitriy	KAZ
	O	79	FURNEE Anders Bjerkreim	NOR
11	I	22	TRENTINI Alessio	ITA
	O	106	RONCHAK Kyle	USA
12	I	48	KIM Dohyoung	KOR
	O	96	SOLODUKHIN Ivan	RUS
13	I	73	KALVERDIJK Joep	NED
	O	81	BACHANEK Marcin	POL
14	I	87	BOBYR Danila	RUS
	O	14	ZHU Jiayao	CHN
15	I	100	HUANG Ta-Yuan	TPE
	O	12	ZHANG Chuang	CHN
16	I	60	OH Hyunmin	KOR
	O	91	LOBAS Victor	RUS



Start List

REVISED
2 FEB 13:31

Pair	Lane	No. Name	Country Code
17	I	76 VAN OOSTEN Martijn Renier	NED
	O	26 KOSAKA Ryu	JPN
18	I	10 TUERSONGHAN Dasituer	CHN
	O	58 MOON Hyunwoong	KOR
19	I	27 MIWA Junya	JPN
	O	88 GOLUBEV Kirill	RUS
20	I	103 HARTMAN Steven	USA
	O	57 LEE Jinyeong	KOR
21	I	28 NAKAMURA Hayato	JPN
	O	1 HAGER Armin	AUT
22	I	25 ICHINOHE Seitaro	JPN
	O	41 MEZENTSEV Fedor	KAZ

Legend:					
I	Inner lane	No.	Start Number	O	Outer lane
UR	Universiade Record	WR	World Record		





Results

WR	1:41.04	DAVIS Shani (USA)	11 DEC 2009	Salt Lake City (USA)
UR	1:45.66	FABRIS Enrico (ITA)	21 JAN 2007	Torino (ITA)

ISU Officials:	
Starter	FALK Rune Ake Arne (SWE)

Rank	No.	Name	Country Code	Pair	Lane	Time	Gap	Note
1	88	GOLUBEV Kirill	RUS	19	O	1:49.30	0.00	
2	76	VAN OOSTEN Martijn Renier	NED	17	I	1:49.53	0.23	
3	27	MIWA Junya	JPN	19	I	1:49.61	0.31	
4	25	ICHINOHE Seitaro	JPN	22	I	1:49.69	0.39	
5	26	KOSAKA Ryu	JPN	17	O	1:49.70	0.40	
6	60	OH Hyunmin	KOR	16	I	1:50.37	1.07	
7	91	LOBAS Victor	RUS	16	O	1:50.41	1.11	
8	87	BOBYR Danila	RUS	14	I	1:50.74	1.44	
9	57	LEE Jinyeong	KOR	20	O	1:50.77	1.47	
10	58	MOON Hyunwoong	KOR	18	O	1:51.00	1.70	
11	41	MEZENTSEV Fedor	KAZ	22	O	1:51.71	2.41	
12	22	TRENTINI Alessio	ITA	11	I	1:51.81	2.51	
13	28	NAKAMURA Hayato	JPN	21	I	1:51.84	2.54	
14	81	BACHANEK Marcin	POL	13	O	1:52.37	3.07	
15	11	WANG Shiwei	CHN	9	O	1:53.31	4.01	
16	96	SOLODUKHIN Ivan	RUS	12	O	1:53.49	4.19	
17	34	ARZHANIKOV Ivan	KAZ	7	O	1:53.50	4.20	
18	10	TUERSONGHAN Dasituer	CHN	18	I	1:53.52	4.22	
19	77	VREUGDENHIL Jacob Gerard	NED	7	I	1:53.83	4.53	
20	1	HAGER Armin	AUT	21	O	1:54.33	5.03	
21	103	HARTMAN Steven	USA	20	I	1:54.42	5.12	
22	12	ZHANG Chuang	CHN	15	O	1:54.74	5.44	
23	42	MOROZOV Dmitriy	KAZ	10	I	1:54.78	5.48	
24	20	KERSTEN Cornelius Giuseppe Gerardus	GBR	3	O	1:55.02	5.72	
25	14	ZHU Jiayao	CHN	14	O	1:55.25	5.95	
26	48	KIM Dohyoung	KOR	12	I	1:55.29	5.99	
27	73	KALVERDIJK Joep	NED	13	I	1:55.39	6.09	
28	38	KLENKO Alexandr	KAZ	9	I	1:55.55	6.25	
29	75	LIGTENBERG Ronald Marinus	NED	8	I	1:55.74	6.44	
30	15	KALJUVEE Kaspar	EST	4	O	1:56.01	6.71	
31	83	PALKA Szymon Edward	POL	6	I	1:56.70	7.40	
32	80	GRUBEN Robin Nicolai Oppi	NOR	4	I	1:57.46	8.16	
33	19	MELINE Thomas	FRA	8	O	1:58.34	9.04	
34	70	YALALT Zorigtbaatar	MGL	2	I	1:58.45	9.15	
35	106	RONCHAK Kyle	USA	11	O	1:58.74	9.44	
36	78	DAHLE Magnus	NOR	1	O	1:59.50	10.20	
37	84	SUT Wojciech	POL	6	O	1:59.74	10.44	
38	16	LUIK Aleks	EST	5	O	2:00.46	11.16	
39	105	MILLER Nathan	USA	2	O	2:02.18	12.88	
40	104	KOENIG Michael	USA	5	I	2:02.42	13.12	



Results

Rank	No.	Name	Country Code	Pair	Lane	Time	Gap	Note
41	69	MYAGMARBAATAR Munkh-Od	MGL	3	I	2:04.93	15.63	
42	68	BAADAI Tulga	MGL	1	I	2:05.44	16.14	
43	79	FURNEE Anders Bjerkreim	NOR	10	O	2:21.62	32.32	
	100	HUANG Ta-Yuan	TPE	15	I	DNS		

Legend:					
DNS	Did Not Start	I	Inner lane	No.	Start number
O	Outer lane	UR	Universiade Record	WR	World Record





Almaty 2017
28th WINTER UNIVERSIADE

Medeu High-Mountain Ice
Rink

THU 2 FEB 2017

Speed Skating

Men's 1500m



Distance Analysis in Pairs

WR	1:41.04	DAVIS Shani (USA)			11 DEC 2009 Salt Lake City (USA)			
UR	1:45.66	FABRIS Enrico (ITA)			21 JAN 2007 Torino (ITA)			
WR:	300m	23.57	700m	49.06	1100m	1:15.54	Finish	1:43.95
UR:		23.28		48.04		1:13.73		1:41.04

Pair	Lane	No.	Name					Country Code	Time		Note	Rank
			Split Time	Lap Time	Split Time	Lap Time	Split Time		Lap Time	Split Time		
1	I	68	BAADAI Tulga					MGL	2:05.44			42
			25.72	(25.72)	55.85	(30.13)	1:29.01	(33.16)	2:05.44	(36.43)		
	O	78	DAHLE Magnus					NOR	1:59.50			36
			25.56	(25.56)	54.76	(29.20)	1:25.88	(31.12)	1:59.50	(33.62)		
2	I	70	YALALT Zorigtbaatar					MGL	1:58.45			34
			25.28	(25.28)	54.02	(28.74)	1:25.12	(31.10)	1:58.45	(33.33)		
	O	105	MILLER Nathan					USA	2:02.18			39
			26.49	(26.49)	56.34	(29.85)	1:28.16	(31.82)	2:02.18	(34.02)		
3	I	69	MYAGMARBAATAR Munkh-Od					MGL	2:04.93			41
			25.35	(25.35)	55.45	(30.10)	1:28.53	(33.08)	2:04.93	(36.40)		
	O	20	KERSTEN Cornelius Giuseppe Gerardus					GBR	1:55.02			24
			24.56	(24.56)	52.48	(27.92)	1:22.65	(30.17)	1:55.02	(32.37)		
4	I	80	GRUBEN Robin Nicolai Oppi					NOR	1:57.46			32
			25.56	(25.56)	54.27	(28.71)	1:25.07	(30.80)	1:57.46	(32.39)		
	O	15	KALJUVEE Kaspar					EST	1:56.01			30
			25.35	(25.35)	53.11	(27.76)	1:23.17	(30.06)	1:56.01	(32.84)		
5	I	104	KOENIG Michael					USA	2:02.42			40
			26.63	(26.63)	56.88	(30.25)	1:28.81	(31.93)	2:02.42	(33.61)		
	O	16	LUIK Aleks					EST	2:00.46			38
			25.62	(25.62)	55.32	(29.70)	1:27.10	(31.78)	2:00.46	(33.36)		
6	I	83	PALKA Szymon Edward					POL	1:56.70			31
			25.03	(25.03)	53.43	(28.40)	1:24.06	(30.63)	1:56.70	(32.64)		
	O	84	SUT Wojciech					POL	1:59.74			37
			25.67	(25.67)	54.65	(28.98)	1:26.16	(31.51)	1:59.74	(33.58)		
7	I	77	VREUGDENHIL Jacob Gerard					NED	1:53.83			19
			25.11	(25.11)	53.18	(28.07)	1:22.62	(29.44)	1:53.83	(31.21)		
	O	34	ARZHANIKOV Ivan					KAZ	1:53.50			17
			24.30	(24.30)	52.00	(27.70)	1:21.59	(29.59)	1:53.50	(31.91)		
8	I	75	LIGTENBERG Ronald Marinus					NED	1:55.74			29
			25.42	(25.42)	54.17	(28.75)	1:24.29	(30.12)	1:55.74	(31.45)		
	O	19	MELINE Thomas					FRA	1:58.34			33
			26.25	(26.25)	55.55	(29.30)	1:26.11	(30.56)	1:58.34	(32.23)		



FISU Partners



Almaty 2017
28th WINTER UNIVERSIADE

Medeu High-Mountain Ice
Rink

THU 2 FEB 2017

Speed Skating

Men's 1500m



Distance Analysis in Pairs

Pair	Lane	No.	Name					Country Code	Time		Note	Rank
			Split Time	Lap Time	Split Time	Lap Time	Split Time		Lap Time	Split Time		
9	I	38	KLENKO Alexandr					KAZ	1:55.55 (33.52)			28
			24.33	(24.33)	52.54	(28.21)	1:22.03	(29.49)	1:55.55	(33.52)		
	O	11	WANG Shiwei					CHN	1:53.31 (31.23)			15
			24.56	(24.56)	52.49	(27.93)	1:22.08	(29.59)	1:53.31	(31.23)		
10	I	42	MOROZOV Dmitriy					KAZ	1:54.78 (32.64)			23
			25.02	(25.02)	52.73	(27.71)	1:22.14	(29.41)	1:54.78	(32.64)		
	O	79	FURNEE Anders Bjerkreim					NOR	2:21.62 (55.96)			43
			26.48	(26.48)	55.58	(29.10)	1:25.66	(30.08)	2:21.62	(55.96)		
11	I	22	TRENTINI Alessio					ITA	1:51.81 (30.96)			12
			24.36	(24.36)	52.10	(27.74)	1:20.85	(28.75)	1:51.81	(30.96)		
	O	106	RONCHAK Kyle					USA	1:58.74 (34.32)			35
			24.52	(24.52)	52.76	(28.24)	1:24.42	(31.66)	1:58.74	(34.32)		
12	I	48	KIM Dohyoung					KOR	1:55.29 (32.49)			26
			25.04	(25.04)	52.94	(27.90)	1:22.80	(29.86)	1:55.29	(32.49)		
	O	96	SOLODUKHIN Ivan					RUS	1:53.49 (32.60)			16
			24.51	(24.51)	51.99	(27.48)	1:20.89	(28.90)	1:53.49	(32.60)		
13	I	73	KALVERDIJK Joep					NED	1:55.39 (31.70)			27
			25.01	(25.01)	53.24	(28.23)	1:23.69	(30.45)	1:55.39	(31.70)		
	O	81	BACHANEK Marcin					POL	1:52.37 (30.43)			14
			25.00	(25.00)	52.83	(27.83)	1:21.94	(29.11)	1:52.37	(30.43)		
14	I	87	BOBYR Danila					RUS	1:50.74 (31.44)			8
			24.21	(24.21)	51.19	(26.98)	1:19.30	(28.11)	1:50.74	(31.44)		
	O	14	ZHU Jiayao					CHN	1:55.25 (32.07)			25
			25.09	(25.09)	53.30	(28.21)	1:23.18	(29.88)	1:55.25	(32.07)		
15	I	100	HUANG Ta-Yuan					TPE			DNS	
	O	12	ZHANG Chuang					CHN	1:54.74 (32.06)			22
			24.78	(24.78)	52.75	(27.97)	1:22.68	(29.93)	1:54.74	(32.06)		
16	I	60	OH Hyunmin					KOR	1:50.37 (29.80)			6
			24.81	(24.81)	52.02	(27.21)	1:20.57	(28.55)	1:50.37	(29.80)		
	O	91	LOBAS Victor					RUS	1:50.41 (31.49)			7
			24.01	(24.01)	50.60	(26.59)	1:18.92	(28.32)	1:50.41	(31.49)		
17	I	76	VAN OOSTEN Martijn Renier					NED	1:49.53 (30.27)			2
			23.79	(23.79)	50.73	(26.94)	1:19.26	(28.53)	1:49.53	(30.27)		
	O	26	KOSAKA Ryu					JPN	1:49.70 (30.98)			5
			23.96	(23.96)	50.44	(26.48)	1:18.72	(28.28)	1:49.70	(30.98)		





Distance Analysis in Pairs

Pair	Lane	No.	Name					Country Code	Time	Note	Rank
			Split Time	Lap Time	Split Time	Lap Time	Split Time				
18	I	10	TUERSONGHAN Dasituer					CHN	1:53.52		18
			25.42	(25.42)	53.31	(27.89)	1:22.49	(29.18)	1:53.52	(31.03)	
	O	58	MOON Hyunwoong					KOR	1:51.00		10
			24.88	(24.88)	52.28	(27.40)	1:20.84	(28.56)	1:51.00	(30.16)	
19	I	27	MIWA Junya					JPN	1:49.61		3
			23.65	(23.65)	50.55	(26.90)	1:19.01	(28.46)	1:49.61	(30.60)	
	O	88	GOLUBEV Kirill					RUS	1:49.30		1
			23.97	(23.97)	50.64	(26.67)	1:18.64	(28.00)	1:49.30	(30.66)	
20	I	103	HARTMAN Steven					USA	1:54.42		21
			25.16	(25.16)	52.77	(27.61)	1:22.47	(29.70)	1:54.42	(31.95)	
	O	57	LEE Jinyeong					KOR	1:50.77		9
			24.63	(24.63)	51.87	(27.24)	1:20.36	(28.49)	1:50.77	(30.41)	
21	I	28	NAKAMURA Hayato					JPN	1:51.84		13
			24.33	(24.33)	51.84	(27.51)	1:20.81	(28.97)	1:51.84	(31.03)	
	O	1	HAGER Armin					AUT	1:54.33		20
			24.67	(24.67)	52.58	(27.91)	1:22.42	(29.84)	1:54.33	(31.91)	
22	I	25	ICHINOHE Seitaro					JPN	1:49.69		4
			24.65	(24.65)	51.99	(27.34)	1:20.17	(28.18)	1:49.69	(29.52)	
	O	41	MEZENTSEV Fedor					KAZ	1:51.71		11
			23.57	(23.57)	50.74	(27.17)	1:19.51	(28.77)	1:51.71	(32.20)	

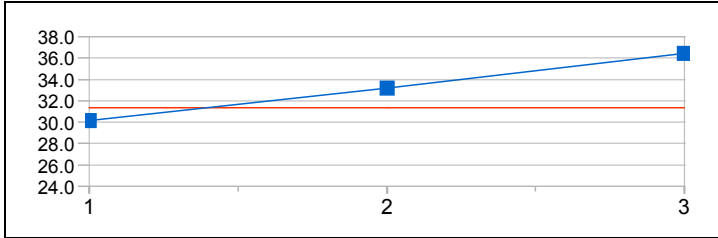
Legend:					
*	Marks a record as of the time recorded, that was later surpassed	=	Equal sign indicates that two or more skaters share the same rank	DNS	Did Not Start
I	Inner lane	No.	Start number	O	Outer lane
UR	Universiade Record	WR	World Record		



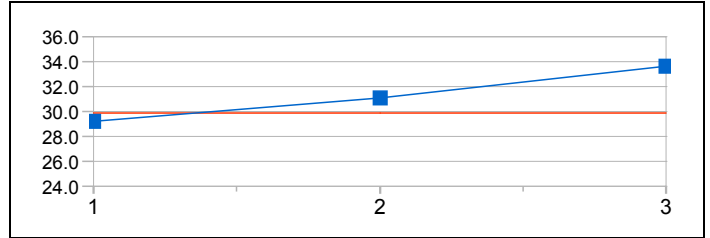


Distance Analysis - Graphical

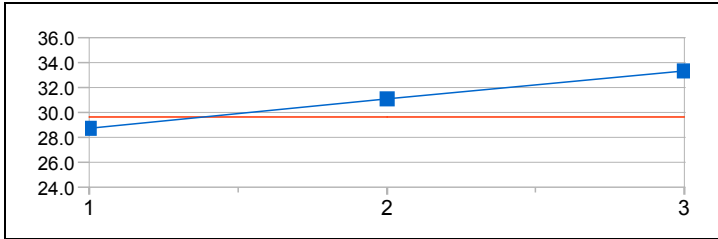
BAADAI Tulga (MGL)
2:05.44 (42)
Average: 31.36
36.43 - 25.72 = 10.71



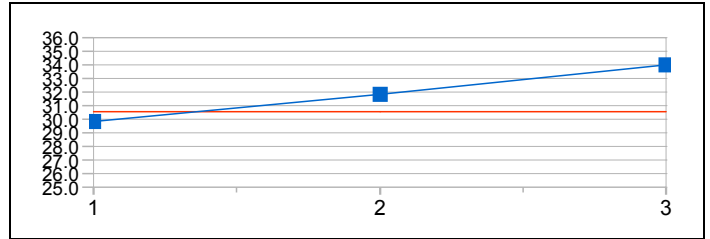
DAHLE Magnus (NOR)
1:59.50 (36)
Average: 29.88
33.62 - 25.56 = 8.06



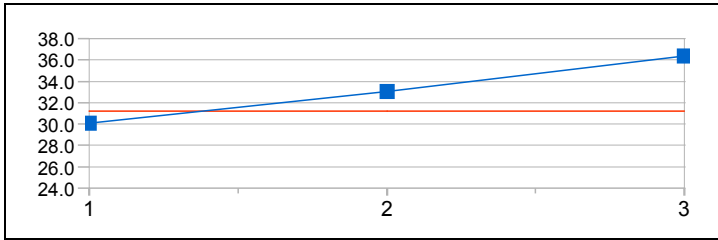
YALALT Zorigtbaatar (MGL)
1:58.45 (34)
Average: 29.61
33.33 - 25.28 = 8.05



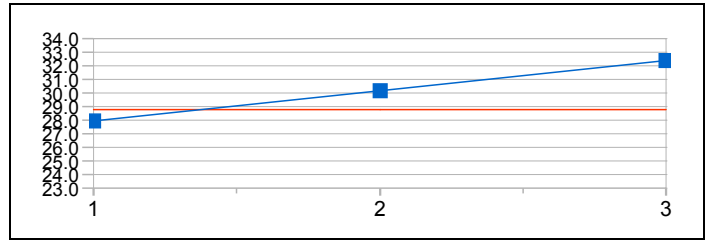
MILLER Nathan (USA)
2:02.18 (39)
Average: 30.55
34.02 - 26.49 = 7.53



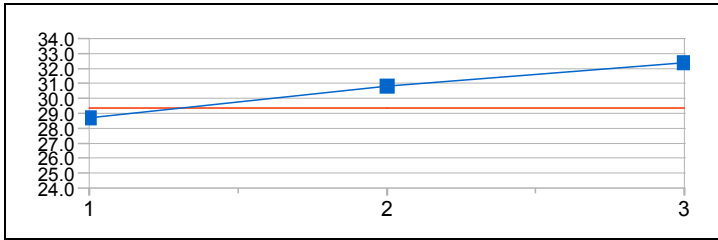
MYAGMARBAATAR Munkh-Od (MGL)
2:04.93 (41)
Average: 31.23
36.40 - 25.35 = 11.05



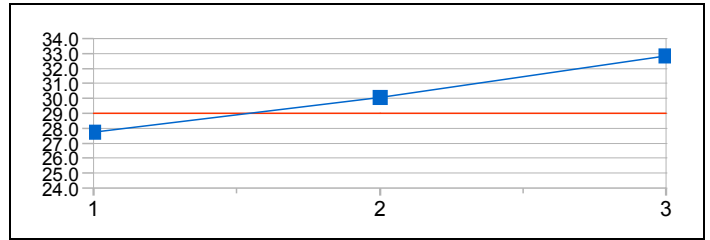
KERSTEN Cornelius Giuseppe Gerardus (GBR)
1:55.02 (24)
Average: 28.76
32.37 - 24.56 = 7.81



GRUBEN Robin Nicolai Oppi (NOR)
1:57.46 (32)
Average: 29.37
32.39 - 25.56 = 6.83



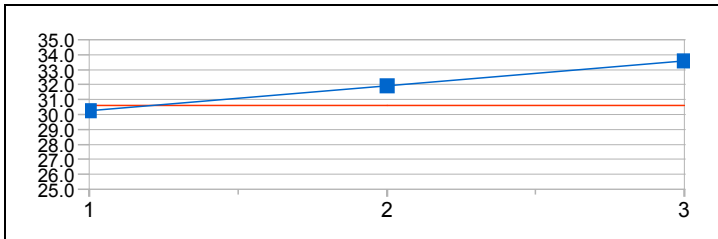
KALJUVEE Kaspar (EST)
1:56.01 (30)
Average: 29.00
32.84 - 25.35 = 7.49



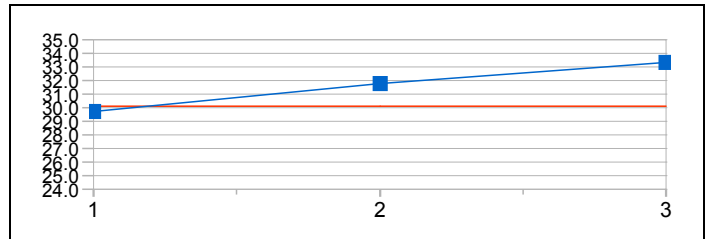


Distance Analysis - Graphical

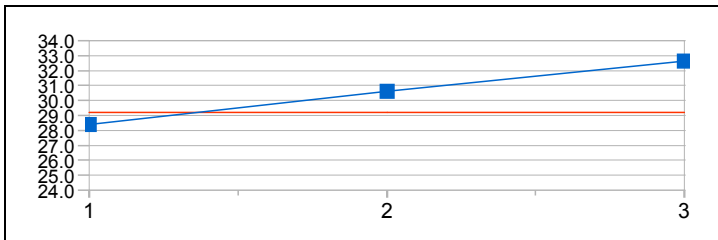
KOENIG Michael (USA) 2:02.42 (40)
Average: 30.61
33.61 - 26.63 = 6.98



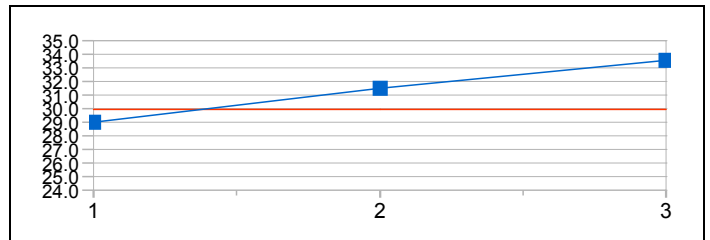
LUIK Aleks (EST) 2:00.46 (38)
Average: 30.12
33.36 - 25.62 = 7.74



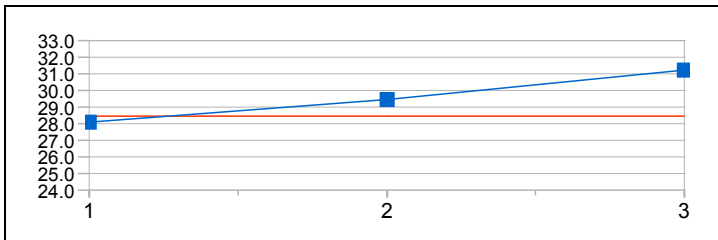
PALKA Szymon Edward (POL) 1:56.70 (31)
Average: 29.18
32.64 - 25.03 = 7.61



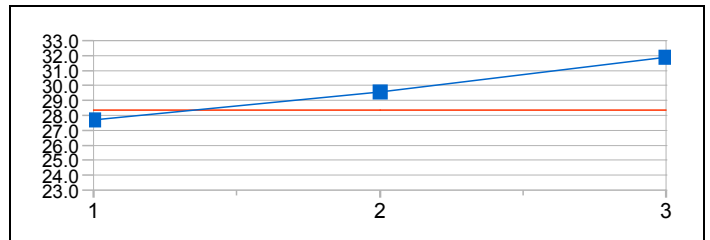
SUT Wojciech (POL) 1:59.74 (37)
Average: 29.94
33.58 - 25.67 = 7.91



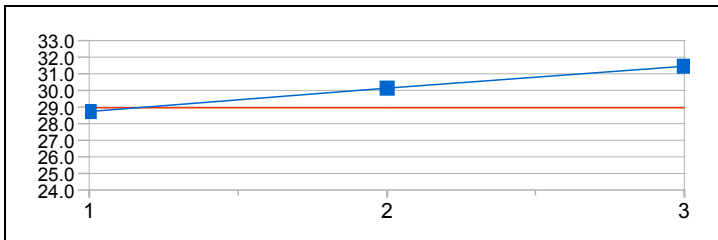
VREUGDENHIL Jacob Gerard (NED) 1:53.83 (19)
Average: 28.46
31.21 - 25.11 = 6.10



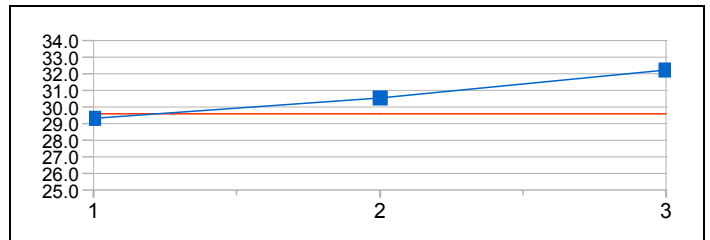
ARZHANIKOV Ivan (KAZ) 1:53.50 (17)
Average: 28.38
31.91 - 24.30 = 7.61



LIGTENBERG Ronald Marinus (NED) 1:55.74 (29)
Average: 28.94
31.45 - 25.42 = 6.03



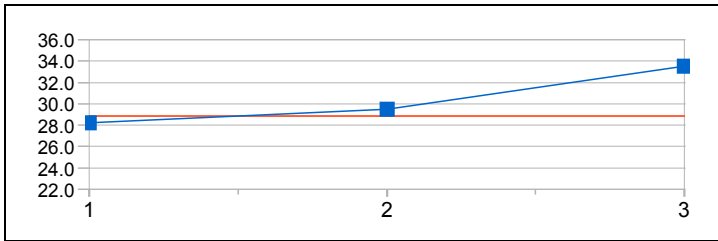
MELINE Thomas (FRA) 1:58.34 (33)
Average: 29.59
32.23 - 26.25 = 5.98



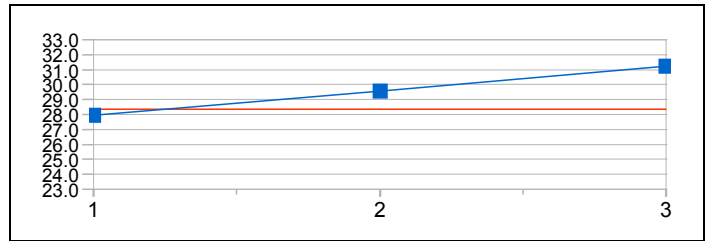


Distance Analysis - Graphical

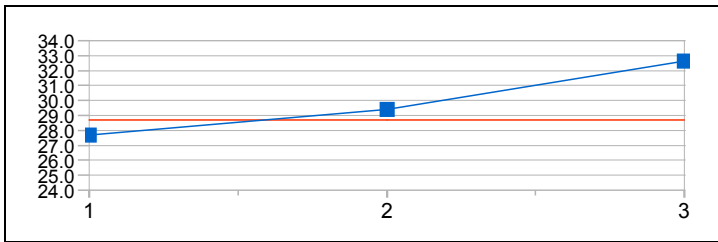
KLENKO Alexandr (KAZ) 1:55.55 (28) Average: 28.89
33.52 - 24.33 = 9.19



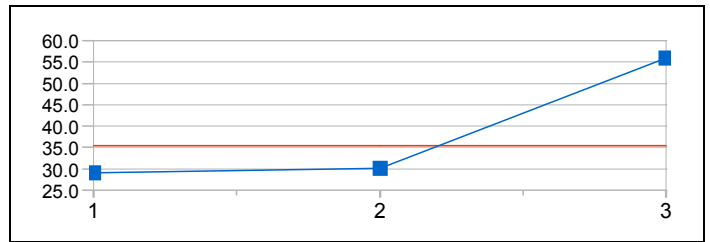
WANG Shiwei (CHN) 1:53.31 (15) Average: 28.33
31.23 - 24.56 = 6.67



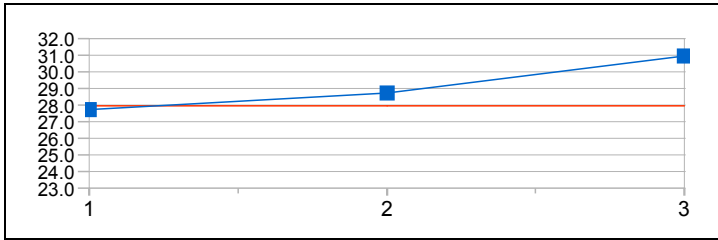
MOROZOV Dmitriy (KAZ) 1:54.78 (23) Average: 28.70
32.64 - 25.02 = 7.62



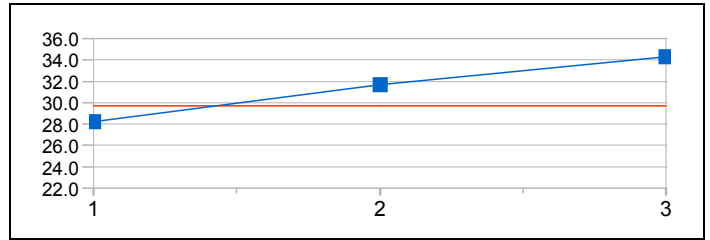
FURNEE Anders Bjerkreim (NOR) 2:21.62 (43) Average: 35.41
55.96 - 26.48 = 29.48



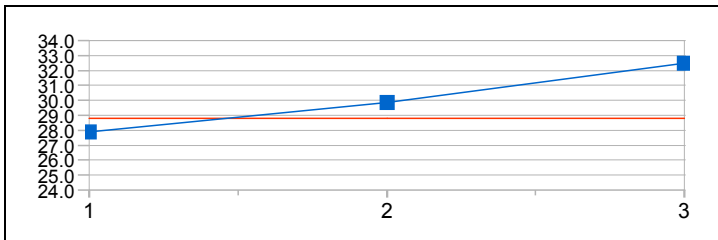
TRENTINI Alessio (ITA) 1:51.81 (12) Average: 27.95
30.96 - 24.36 = 6.60



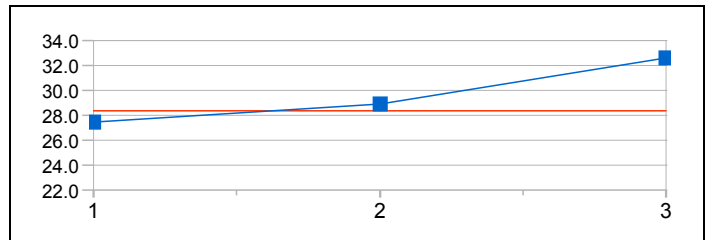
RONCHAK Kyle (USA) 1:58.74 (35) Average: 29.69
34.32 - 24.52 = 9.80



KIM Dohyoung (KOR) 1:55.29 (26) Average: 28.82
32.49 - 25.04 = 7.45



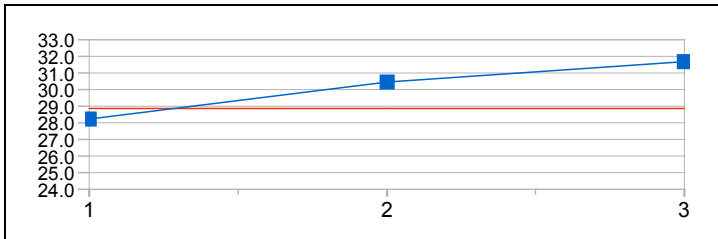
SOLODUKHIN Ivan (RUS) 1:53.49 (16) Average: 28.37
32.60 - 24.51 = 8.09



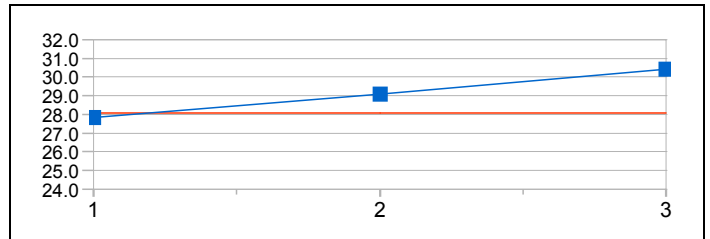


Distance Analysis - Graphical

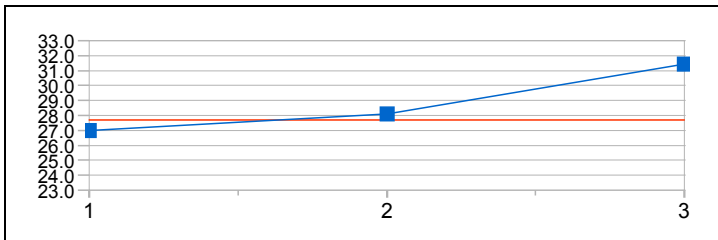
KALVERDIJK Joep (NED)
 1:55.39 (27)
 Average: 28.85
 31.70 - 25.01 = 6.69



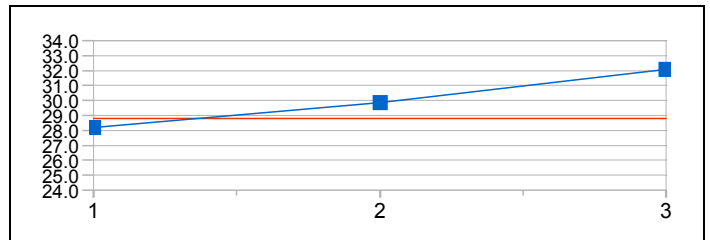
BACHANEK Marcin (POL)
 1:52.37 (14)
 Average: 28.09
 30.43 - 25.00 = 5.43



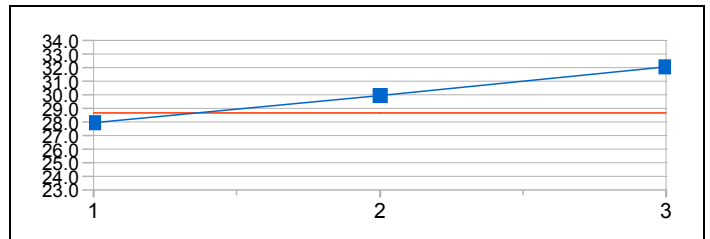
BOBYR Danila (RUS)
 1:50.74 (8)
 Average: 27.69
 31.44 - 24.21 = 7.23



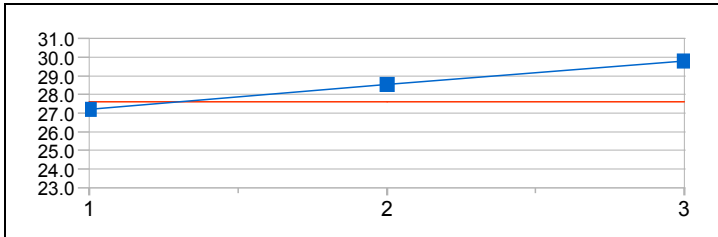
ZHU Jiayao (CHN)
 1:55.25 (25)
 Average: 28.81
 32.07 - 25.09 = 6.98



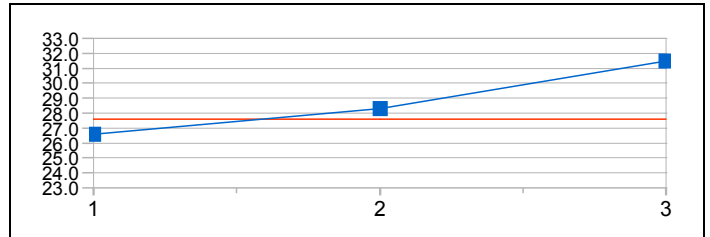
ZHANG Chuang (CHN)
 1:54.74 (22)
 Average: 28.69
 32.06 - 24.78 = 7.28



OH Hyunmin (KOR)
 1:50.37 (6)
 Average: 27.59
 29.80 - 24.81 = 4.99



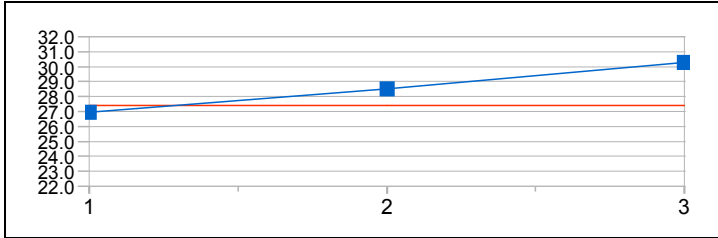
LOBAS Victor (RUS)
 1:50.41 (7)
 Average: 27.60
 31.49 - 24.01 = 7.48



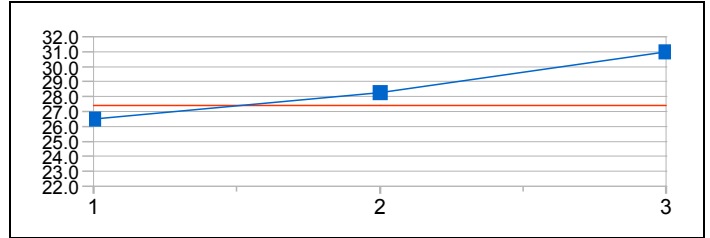


Distance Analysis - Graphical

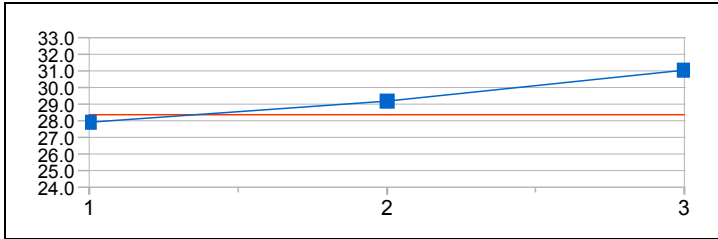
VAN OOSTEN Martijn Renier (NED)
 1:49.53 (2) Average: 27.38
 30.27 - 23.79 = 6.48



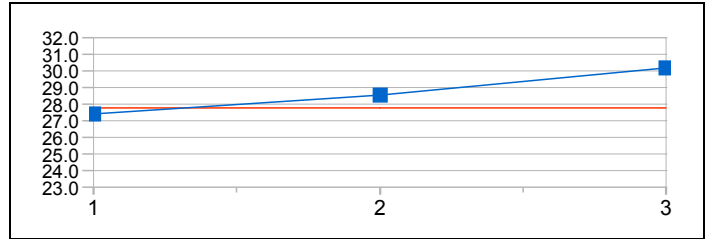
KOSAKA Ryu (JPN)
 1:49.70 (5) Average: 27.43
 30.98 - 23.96 = 7.02



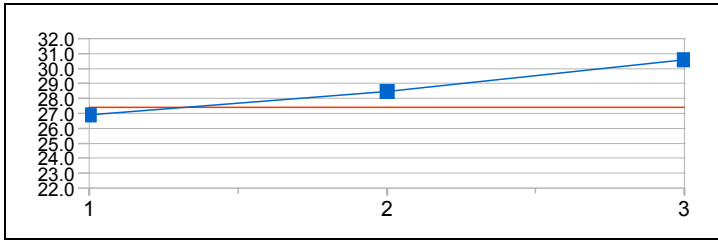
TUERSONGHAN Dasituer (CHN)
 1:53.52 (18) Average: 28.38
 31.03 - 25.42 = 5.61



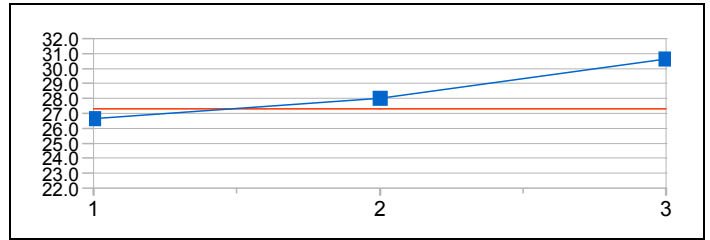
MOON Hyunwoong (KOR)
 1:51.00 (10) Average: 27.75
 30.16 - 24.88 = 5.28



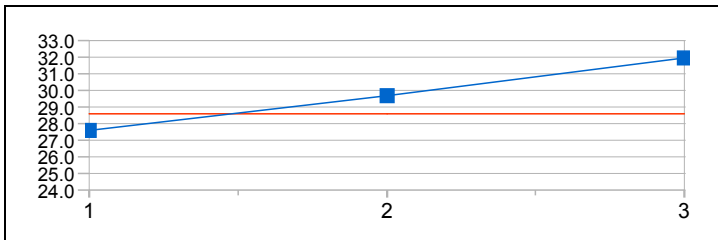
MIWA Junya (JPN)
 1:49.61 (3) Average: 27.40
 30.60 - 23.65 = 6.95



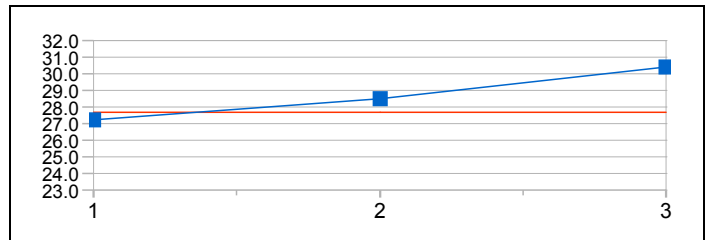
GOLUBEV Kirill (RUS)
 1:49.30 (1) Average: 27.33
 30.66 - 23.97 = 6.69



HARTMAN Steven (USA)
 1:54.42 (21) Average: 28.61
 31.95 - 25.16 = 6.79



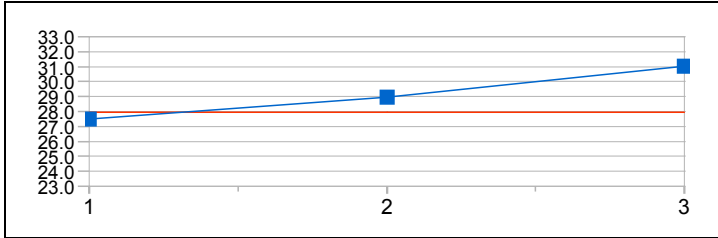
LEE Jinyeong (KOR)
 1:50.77 (9) Average: 27.69
 30.41 - 24.63 = 5.78



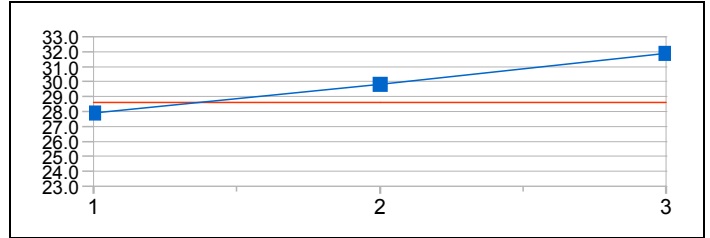


Distance Analysis - Graphical

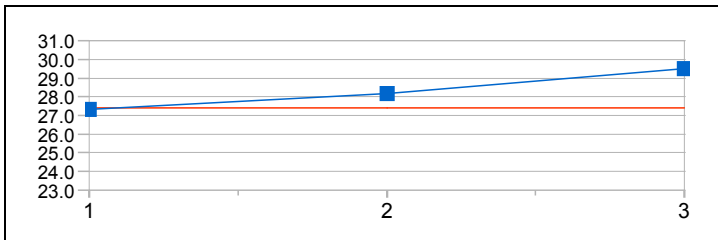
NAKAMURA Hayato (JPN)
 1:51.84 (13)
 Average: 27.96
 31.03 - 24.33 = 6.70



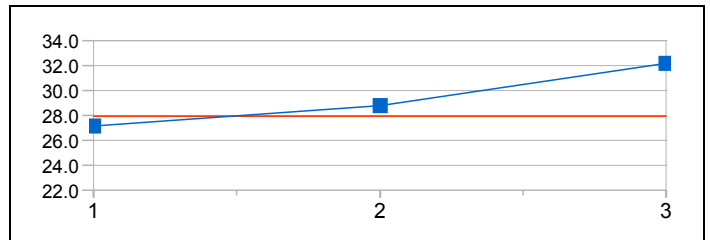
HAGER Armin (AUT)
 1:54.33 (20)
 Average: 28.58
 31.91 - 24.67 = 7.24



ICHINOHE Seitaro (JPN)
 1:49.69 (4)
 Average: 27.42
 29.52 - 24.65 = 4.87



MEZENTSEV Fedor (KAZ)
 1:51.71 (11)
 Average: 27.93
 32.20 - 23.57 = 8.63





Almaty 2017
28th WINTER UNIVERSIADE

Medeu High-Mountain Ice Rink

THU 2 FEB 2017
Start Time 14:10
End Time 16:00

Speed Skating

Men's 1500m



Ice and Climatic Conditions

As of THU 2 FEB 2017

	Session 1	
	Start	End
Time	14:10	15:40
Pair Number	1	22
Air Temperature	0.0°C / 32°F	-1.0°C / 30°F
Ice Temperature	-3.2°C / 26°F	-3.2°C / 26°F
Humidity	55 %	55 %
Air Pressure	1,020 hPa	1,021 hPa





Almaty 2017

28TH WINTER UNIVERSIADE



SPEED SKATING

Men's 5,000m



Start List

WR	6:03.32	KRAMER Sven (NED)	17 NOV 2007	Calgary (CAN)
UR	6:29.94	van der KIEFT Arjen (NED)	20 FEB 2009	Harbin (CHN)

Pair	Lane	No.	Name	Country Code
1	I	75	LIGTENBERG Ronald Marinus	NED
	O	83	PALKA Szymon Edward	POL
2	I	16	LUIK Aleks	EST
	O	97	STAROSTIN Mikhail	RUS
3	I	105	MILLER Nathan	USA
	O	93	NOKHRIN Maksim	RUS
4	I	7	KIRPICHNIK Aliaksei	BLR
	O	103	HARTMAN Steven	USA
5	I	82	OSTASZEWSKI Michal	POL
	O	33	ANDREYEV Fedor	KAZ
6	I	80	GRUBEN Robin Nicolai Oppi	NOR
	O	19	MELINE Thomas	FRA
7	I	42	MOROZOV Dmitriy	KAZ
	O	14	ZHU Jiayao	CHN
8	I	95	RAZORENOV Aleksandr	RUS
	O	10	TUERSONGHAN Dasituer	CHN
9	I	81	BACHANEK Marcin	POL
	O	11	WANG Shiwei	CHN
10	I	71	COLJÉ Gerwin Pieter	NED
	O	45	SERGIYENKO Artur	KAZ
11	I	77	VREUGDENHIL Jacob Gerard	NED
	O	79	FURNEE Anders Bjerkreim	NOR
12	I	2	HEIDEGGER Linus	AUT
	O	25	ICHINOHE Seitaro	JPN
13	I	60	OH Hyunmin	KOR
	O	30	OBAYASHI Masahito	JPN
14	I	57	LEE Jinyeong	KOR
	O	21	GHIOTTO Davide	ITA
15	I	58	MOON Hyunwoong	KOR
	O	31	OGAWA Shohya	JPN



Almaty 2017
28th WINTER UNIVERSIADE

Medeu High-Mountain Ice
Rink

TUE 31 JAN 2017
Start Time 13:30

Speed Skating

Men's 5000m



Start List

Legend:					
I	Inner lane	No.	Start Number	O	Outer lane
UR	Universiade Record	WR	World Record		





Results

WR	6:03.32	KRAMER Sven (NED)	17 NOV 2007	Calgary (CAN)
UR	6:29.94	van der KIEFT Arjen (NED)	20 FEB 2009	Harbin (CHN)

ISU Officials:	
Starter	AVDEYEV Sergey (KAZ)

Rank	No.	Name	Country Code	Pair	Lane	Time	Gap	Note
1	21	GHIOTTO Davide	ITA	14	O	6:51.64	0.00	
2	25	ICHINOHE Seitaro	JPN	12	O	6:52.94	1.30	
3	2	HEIDEGGER Linus	AUT	12	I	6:55.46	3.82	
4	30	OBAYASHI Masahito	JPN	13	O	7:05.05	13.41	
5	31	OGAWA Shohya	JPN	15	O	7:11.94	20.30	
6	77	VREUGDENHIL Jacob Gerard	NED	11	I	7:12.50	20.86	
7	58	MOON Hyunwoong	KOR	15	I	7:16.61	24.97	
8	95	RAZORENOV Aleksandr	RUS	8	I	7:18.13	26.49	
9	81	BACHANEK Marcin	POL	9	I	7:20.48	28.84	
10	60	OH Hyunmin	KOR	13	I	7:21.00	29.36	
11	57	LEE Jinyeong	KOR	14	I	7:22.63	30.99	
12	75	LIGTENBERG Ronald Marinus	NED	1	I	7:23.63	31.99	
13	11	WANG Shiwei	CHN	9	O	7:25.42	33.78	
14	33	ANDREYEV Fedor	KAZ	5	O	7:26.57	34.93	
15	45	SERGIYENKO Artur	KAZ	10	O	7:26.72	35.08	
16	82	OSTASZEWSKI Michal	POL	5	I	7:26.92	35.28	
17	10	TUERSONGHAN Dasituer	CHN	8	O	7:27.44	35.80	
18	7	KIRPICHNIK Aliaksei	BLR	4	I	7:30.39	38.75	
19	97	STAROSTIN Mikhail	RUS	2	O	7:31.14	39.50	
20	14	ZHU Jiayao	CHN	7	O	7:38.93	47.29	
21	80	GRUBEN Robin Nicolai Oppi	NOR	6	I	7:44.51	52.87	
22	83	PALKA Szymon Edward	POL	1	O	7:45.11	53.47	
23	19	MELINE Thomas	FRA	6	O	7:45.81	54.17	
24	103	HARTMAN Steven	USA	4	O	7:46.91	55.27	
25	16	LUIK Aleks	EST	2	I	7:55.37	1:03.73	
26	105	MILLER Nathan	USA	3	I	8:01.13	1:09.49	
27	93	NOKHRIN Maksim	RUS	3	O	8:08.43	1:16.79	
	42	MOROZOV Dmitriy	KAZ	7	I	DSQ		
	71	COLJÉ Gerwin Pieter	NED	10	I	DSQ		
	79	FURNEE Anders Bjerkreim	NOR	11	O	DSQ		

Legend:					
DSQ	Disqualified	I	Inner lane	No.	Start number
O	Outer lane	UR	Universiade Record	WR	World Record

Competitor 42 MOROZOV Dmitriy has been disqualified according to rule 257 paragraph 1.
 Competitor 71 COLJÉ Gerwin Pieter has been disqualified according to rule 257 paragraph 1.
 Competitor 79 FURNEE Anders Bjerkreim has been disqualified according to rule 256 paragraph 1.



Almaty 2017
28th WINTER UNIVERSIADE

Medeu High-Mountain Ice
Rink

TUE 31 JAN 2017

Speed Skating

Men's 5000m



Distance Analysis in Pairs

WR	6:03.32	KRAMER Sven (NED)	17 NOV 2007	Calgary (CAN)
UR	6:29.94	van der KIEFT Arjen (NED)	20 FEB 2009	Harbin (CHN)
WR:				
UR:				
WR:				
UR:				

Pair	Lane	No.	Name					Country Code	Time	Note	Rank	
			Split Time	Lap Time	Split Time	Lap Time	Split Time					
1	I	75	LIGTENBERG Ronald Marinus					NED	7:23.63		12	
			20.39	(20.39)	53.64	(33.25)	1:27.01					(33.37)
			3:08.42	(34.09)	3:43.23	(34.81)	4:18.32	(35.09)	4:54.01	(35.69)	5:30.38	(36.37)
			6:07.49	(37.11)	6:44.71	(37.22)	7:23.63	(38.92)				
O		83	PALKA Szymon Edward					POL	7:45.11		22	
			20.48	(20.48)	53.06	(32.58)	1:26.91					(33.85)
			3:10.95	(35.15)	3:47.03	(36.08)	4:24.11	(37.08)	5:02.13	(38.02)	5:41.72	(39.59)
			6:22.38	(40.66)	7:03.84	(41.46)	7:45.11	(41.27)				
2	I	16	LUIK Aleks					EST	7:55.37		25	
			21.18	(21.18)	55.77	(34.59)	1:31.19					(35.42)
			3:20.32	(36.52)	3:58.20	(37.88)	4:36.02	(37.82)	5:15.23	(39.21)	5:55.15	(39.92)
			6:35.72	(40.57)	7:16.04	(40.32)	7:55.37	(39.33)				
O		97	STAROSTIN Mikhail					RUS	7:31.14		19	
			21.10	(21.10)	54.43	(33.33)	1:29.36					(34.93)
			3:15.53	(35.66)	3:51.24	(35.71)	4:26.95	(35.71)	5:02.67	(35.72)	5:38.86	(36.19)
			6:15.47	(36.61)	6:52.87	(37.40)	7:31.14	(38.27)				
3	I	105	MILLER Nathan					USA	8:01.13		26	
			21.76	(21.76)	56.92	(35.16)	1:33.67					(36.75)
			3:26.61	(37.55)	4:05.20	(38.59)	4:43.49	(38.29)	5:22.36	(38.87)	6:01.37	(39.01)
			6:41.37	(40.00)	7:21.53	(40.16)	8:01.13	(39.60)				
O		93	NOKHRIN Maksim					RUS	8:08.43		27	
			21.23	(21.23)	56.06	(34.83)	1:30.86					(34.80)
			3:18.16	(36.93)	3:56.54	(38.38)	4:37.33	(40.79)	5:19.93	(42.60)	6:03.04	(43.11)
			6:45.47	(42.43)	7:27.10	(41.63)	8:08.43	(41.33)				
4	I	7	KIRPICHNIK Aliaksei					BLR	7:30.39		18	
			21.24	(21.24)	56.66	(35.42)	1:32.03					(35.37)
			3:15.09	(34.54)	3:50.33	(35.24)	4:25.86	(35.53)	5:02.36	(36.50)	5:38.86	(36.50)
			6:15.99	(37.13)	6:53.35	(37.36)	7:30.39	(37.04)				
O		103	HARTMAN Steven					USA	7:46.91		24	
			21.76	(21.76)	57.65	(35.89)	1:32.98					(35.33)
			3:20.87	(37.20)	3:57.80	(36.93)	4:35.24	(37.44)	5:12.98	(37.74)	5:51.89	(38.91)
			6:30.44	(38.55)	7:08.63	(38.19)	7:46.91	(38.28)				





Almaty 2017
28th WINTER UNIVERSIADE

Medeu High-Mountain Ice
Rink

TUE 31 JAN 2017

Speed Skating

Men's 5000m



Distance Analysis in Pairs

Pair	Lane	No.	Name					Country Code	Time	Note	Rank
		Split Time	Lap Time	Split Time	Lap Time	Split Time	Lap Time	Split Time	Lap Time	Split Time	Lap Time
5	I	82	OSTASZEWSKI Michal					POL	7:26.92		16
		21.71	(21.71)	56.38	(34.67)	1:31.33	(34.95)	2:05.86	(34.53)	2:40.36	(34.50)
		3:15.56	(35.20)	3:50.91	(35.35)	4:26.10	(35.19)	5:01.99	(35.89)	5:38.23	(36.24)
		6:14.65	(36.42)	6:51.17	(36.52)	7:26.92	(35.75)				
O		33	ANDREYEV Fedor					KAZ	7:26.57		14
		20.68	(20.68)	54.70	(34.02)	1:29.55	(34.85)	2:04.86	(35.31)	2:40.12	(35.26)
		3:15.54	(35.42)	3:51.02	(35.48)	4:26.17	(35.15)	5:01.76	(35.59)	5:37.52	(35.76)
		6:13.82	(36.30)	6:50.41	(36.59)	7:26.57	(36.16)				
6	I	80	GRUBEN Robin Nicolai Oppi					NOR	7:44.51		21
		19.95	(19.95)	52.04	(32.09)	1:25.45	(33.41)	1:59.86	(34.41)	2:35.16	(35.30)
		3:11.33	(36.17)	3:48.39	(37.06)	4:25.83	(37.44)	5:03.93	(38.10)	5:43.01	(39.08)
		6:23.17	(40.16)	7:04.55	(41.38)	7:44.51	(39.96)				
O		19	MELINE Thomas					FRA	7:45.81		23
		20.85	(20.85)	53.96	(33.11)	1:27.93	(33.97)	2:03.43	(35.50)	2:39.27	(35.84)
		3:15.87	(36.60)	3:52.87	(37.00)	4:30.73	(37.86)	5:08.55	(37.82)	5:47.41	(38.86)
		6:26.78	(39.37)	7:06.90	(40.12)	7:45.81	(38.91)				
7	I	42	MOROZOV Dmitriy					KAZ		DSQ	
		20.62	(20.62)	54.25	(33.63)	1:29.54	(35.29)	2:05.21	(35.67)	2:40.57	(35.36)
		3:15.87	(35.30)	3:51.57	(35.70)	4:27.10	(35.53)	5:03.85	(36.75)	5:41.87	(38.02)
		6:20.86	(38.99)	6:59.81	(38.95)	7:39.07	(39.26)				
O		14	ZHU Jiayao					CHN	7:38.93		20
		20.16	(20.16)	52.53	(32.37)	1:25.82	(33.29)	1:59.82	(34.00)	2:34.89	(35.07)
		3:11.27	(36.38)	3:48.21	(36.94)	4:26.36	(38.15)	5:04.92	(38.56)	5:43.58	(38.66)
		6:22.48	(38.90)	7:02.39	(39.91)	7:38.93	(36.54)				
8	I	95	RAZORENOV Aleksandr					RUS	7:18.13		8
		19.55	(19.55)	51.19	(31.64)	1:23.89	(32.70)	1:57.20	(33.31)	2:30.77	(33.57)
		3:04.80	(34.03)	3:39.56	(34.76)	4:14.24	(34.68)	4:49.79	(35.55)	5:26.42	(36.63)
		6:03.53	(37.11)	6:40.53	(37.00)	7:18.13	(37.60)				
O		10	TUERSONGHAN Dasituer					CHN	7:27.44		17
		19.69	(19.69)	50.46	(30.77)	1:22.91	(32.45)	1:56.35	(33.44)	2:30.43	(34.08)
		3:05.61	(35.18)	3:41.95	(36.34)	4:18.55	(36.60)	4:55.76	(37.21)	5:32.92	(37.16)
		6:10.64	(37.72)	6:49.12	(38.48)	7:27.44	(38.32)				
9	I	81	BACHANEK Marcin					POL	7:20.48		9
		20.53	(20.53)	54.31	(33.78)	1:28.59	(34.28)	2:02.85	(34.26)	2:37.38	(34.53)
		3:12.00	(34.62)	3:47.09	(35.09)	4:22.48	(35.39)	4:58.00	(35.52)	5:33.87	(35.87)
		6:10.18	(36.31)	6:45.51	(35.33)	7:20.48	(34.97)				
O		11	WANG Shiwei					CHN	7:25.42		13
		20.71	(20.71)	54.33	(33.62)	1:29.42	(35.09)	2:04.65	(35.23)	2:39.87	(35.22)
		3:15.04	(35.17)	3:50.71	(35.67)	4:26.50	(35.79)	5:02.32	(35.82)	5:38.55	(36.23)
		6:14.79	(36.24)	6:50.50	(35.71)	7:25.42	(34.92)				



FISU Partners



Almaty 2017
28th WINTER UNIVERSIADE

Medeu High-Mountain Ice
Rink

TUE 31 JAN 2017

Speed Skating

Men's 5000m



Distance Analysis in Pairs

Pair	Lane	No.	Name					Country Code	Time		Note	Rank			
			Split Time	Lap Time	Split Time	Lap Time	Split Time		Lap Time	Split Time			Lap Time		
10	I	71	COLJÉ Gerwin Pieter					NED			DSQ				
			19.92	(19.92)	53.11	(33.19)	1:26.87		(33.76)	2:00.79			(33.92)	2:35.04	(34.25)
			3:09.69	(34.65)	3:44.43	(34.74)	4:20.28		(35.85)	4:55.97			(35.69)	5:31.56	(35.59)
O		45	SERGIYENKO Artur					KAZ	7:26.72			15			
			19.94	(19.94)	52.42	(32.48)	1:26.42		(34.00)	1:59.96			(33.54)	2:34.00	(34.04)
			3:08.38	(34.38)	3:43.34	(34.96)	4:19.15		(35.81)	4:55.18			(36.03)	5:31.43	(36.25)
11	I	77	VREUGDENHIL Jacob Gerard					NED	7:12.50			6			
			20.18	(20.18)	53.08	(32.90)	1:26.48		(33.40)	1:59.93			(33.45)	2:33.58	(33.65)
			3:07.06	(33.48)	3:41.24	(34.18)	4:15.46		(34.22)	4:50.05			(34.59)	5:24.74	(34.69)
O		79	FURNEE Anders Bjerkreim					NOR			DSQ				
			20.97	(20.97)	54.75	(33.78)	1:29.14		(34.39)	2:03.94			(34.80)	2:38.69	(34.75)
			3:13.25	(34.56)	3:47.79	(34.54)	4:21.99		(34.20)	4:56.32			(34.33)	5:31.00	(34.68)
12	I	2	HEIDEGGER Linus					AUT	6:55.46			3			
			20.15	(20.15)	52.13	(31.98)	1:23.97		(31.84)	1:55.95			(31.98)	2:27.88	(31.93)
			3:00.17	(32.29)	3:32.75	(32.58)	4:05.59		(32.84)	4:38.96			(33.37)	5:12.46	(33.50)
O		25	ICHINOHE Seitaro					JPN	6:52.94			2			
			20.07	(20.07)	52.46	(32.39)	1:24.90		(32.44)	1:57.40			(32.50)	2:29.69	(32.29)
			3:02.44	(32.75)	3:35.10	(32.66)	4:07.56		(32.46)	4:39.79			(32.23)	5:12.56	(32.77)
13	I	60	OH Hyunmin					KOR	7:21.00			10			
			19.73	(19.73)	51.17	(31.44)	1:24.49		(33.32)	1:58.20			(33.71)	2:31.49	(33.29)
			3:05.20	(33.71)	3:39.03	(33.83)	4:13.12		(34.09)	4:48.51			(35.39)	5:25.03	(36.52)
O		30	OBAYASHI Masahito					JPN	7:05.05			4			
			19.75	(19.75)	52.07	(32.32)	1:25.44		(33.37)	1:58.60			(33.16)	2:31.98	(33.38)
			3:05.60	(33.62)	3:39.23	(33.63)	4:13.02		(33.79)	4:47.21			(34.19)	5:21.45	(34.24)
14	I	57	LEE Jinyeong					KOR	7:22.63			11			
			20.12	(20.12)	52.71	(32.59)	1:25.48		(32.77)	1:57.75			(32.27)	2:30.63	(32.88)
			3:04.16	(33.53)	3:37.46	(33.30)	4:11.54		(34.08)	4:47.74			(36.20)	5:25.73	(37.99)
O		21	GHIOTTO Davide					ITA	6:51.64			1			
			20.10	(20.10)	51.98	(31.88)	1:24.68		(32.70)	1:57.07			(32.39)	2:29.67	(32.60)
			3:02.67	(33.00)	3:35.17	(32.50)	4:07.92		(32.75)	4:40.46			(32.54)	5:13.11	(32.65)





Distance Analysis in Pairs

Pair	Lane	No.	Name					Country Code	Time		Note	Rank
			Split Time	Lap Time	Split Time	Lap Time	Split Time		Lap Time	Split Time		
15	I	58	MOON Hyunwoong					KOR	7:16.61			7
	20.61 (20.61)		52.57 (31.96)	1:25.45 (32.88)	1:58.54 (33.09)	2:31.81 (33.27)	3:05.64 (33.83)		3:39.49 (33.85)	4:14.35 (34.86)		
	O	31	OGAWA Shohya					JPN	7:11.94			5
	19.73 (19.73)		51.78 (32.05)	1:24.43 (32.65)	1:57.48 (33.05)	2:30.94 (33.46)	3:04.81 (33.87)		3:38.86 (34.05)	4:13.36 (34.50)		
			6:02.08 (36.24)	6:39.22 (37.14)	7:16.61 (37.39)							

Legend:					
*	Marks a record as of the time recorded, that was later surpassed	=	Equal sign indicates that two or more skaters share the same rank	DSQ	Disqualified
I	Inner lane	No.	Start number	O	Outer lane
UR	Universiade Record	WR	World Record		

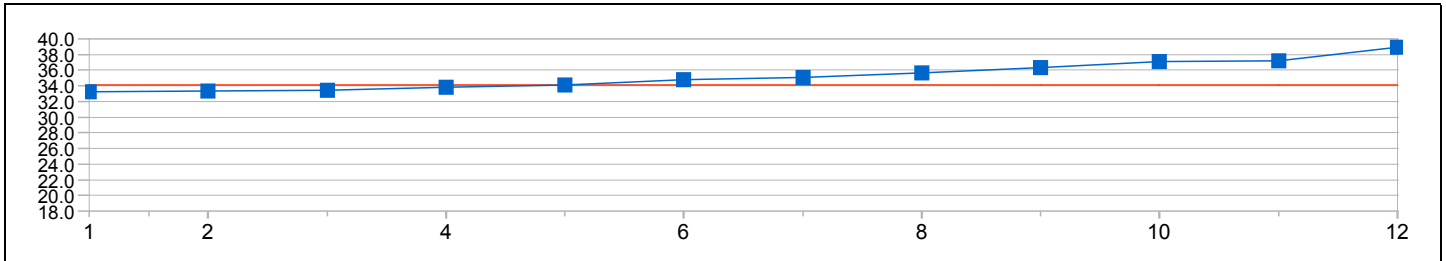




Distance Analysis - Graphical

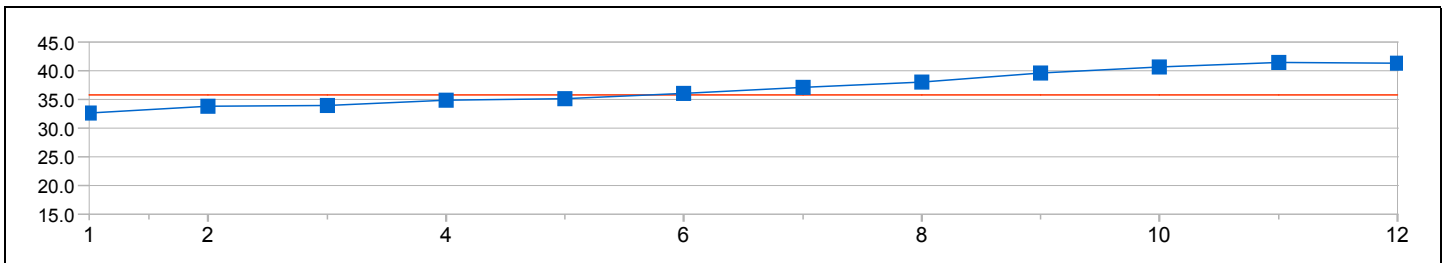
LIGTENBERG Ronald Marinus
7:23.63 (12)

(NED)
Average: 34.13
38.92 - 20.39 = 18.53



PALKA Szymon Edward
7:45.11 (22)

(POL)
Average: 35.78
41.46 - 20.48 = 20.98





Distance Analysis - Graphical

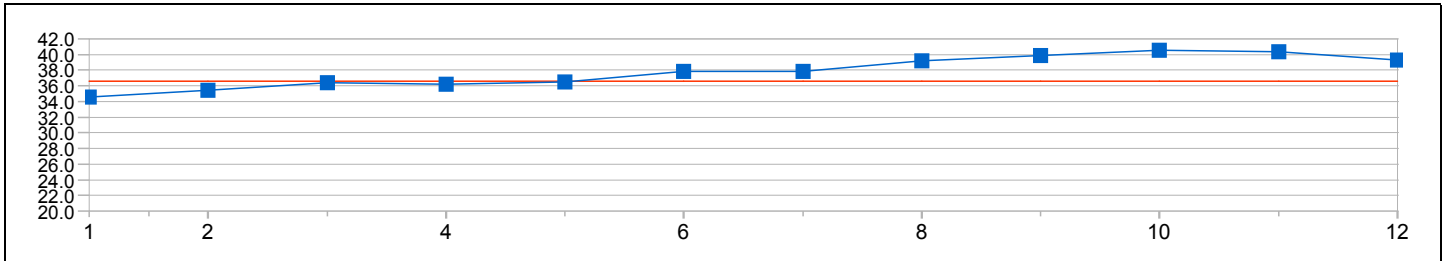
LUIK Aleks

7:55.37 (25)

(EST)

Average: 36.57

40.57 - 21.18 = 19.39



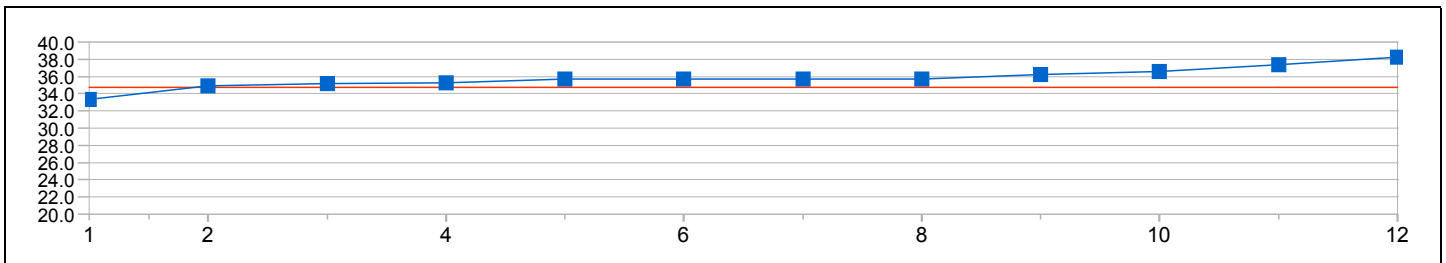
STAROSTIN Mikhail

7:31.14 (19)

(RUS)

Average: 34.70

38.27 - 21.10 = 17.17





Distance Analysis - Graphical

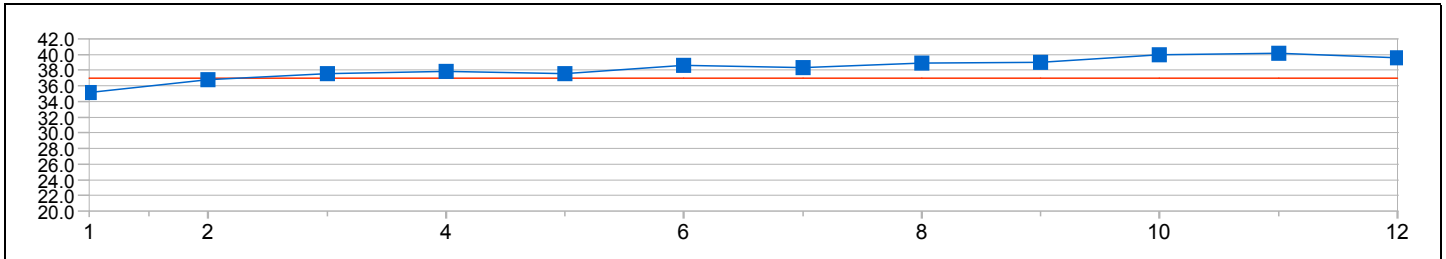
MILLER Nathan

8:01.13 (26)

(USA)

Average: 37.01

40.16 - 21.76 = 18.40



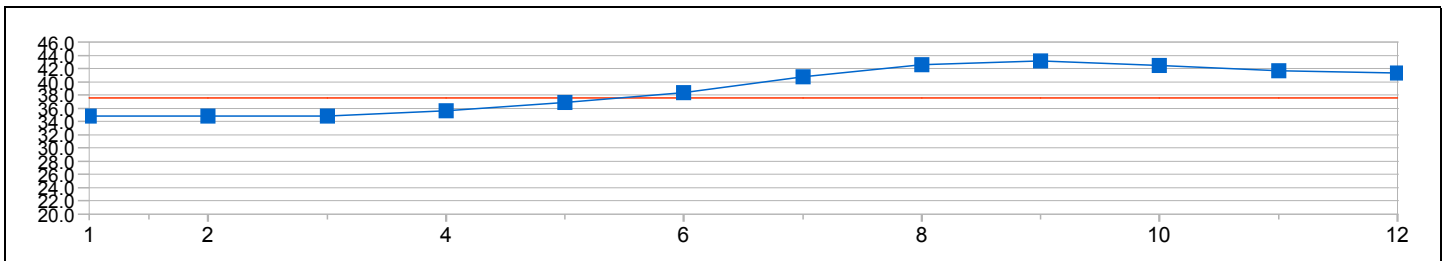
NOKHRIN Maksim

8:08.43 (27)

(RUS)

Average: 37.57

43.11 - 21.23 = 21.88

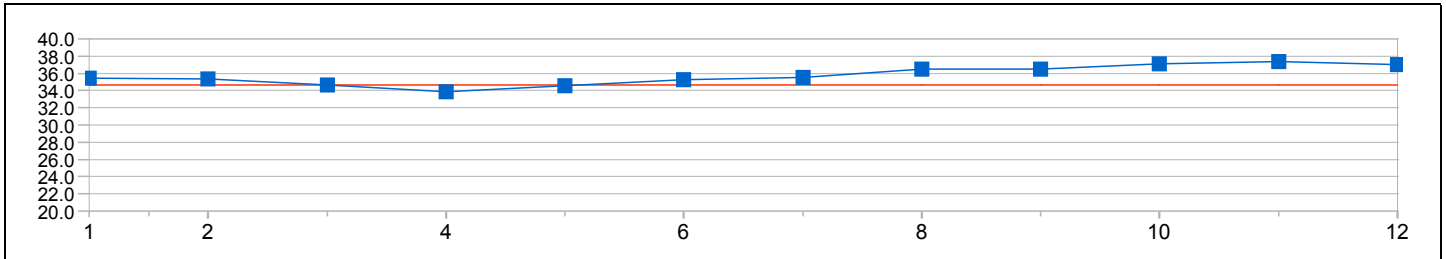




Distance Analysis - Graphical

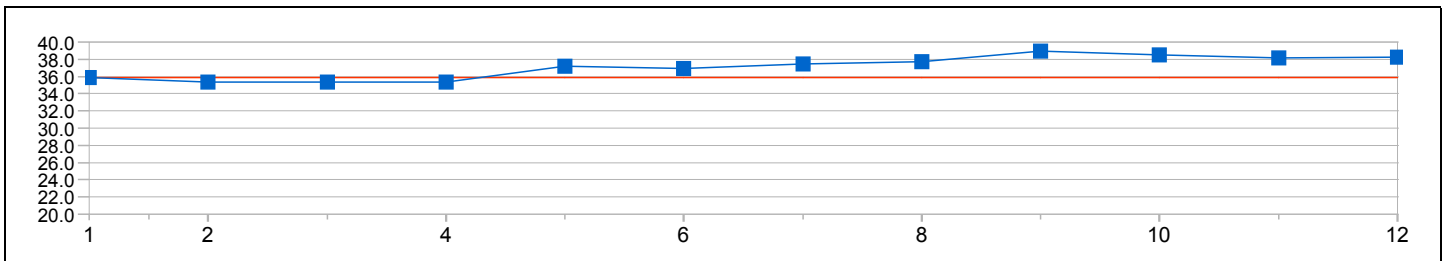
KIRPICHNIK Aliaksei
7:30.39 (18)

(BLR)
Average: 34.65
37.36 - 21.24 = 16.12



HARTMAN Steven
7:46.91 (24)

(USA)
Average: 35.92
38.91 - 21.76 = 17.15

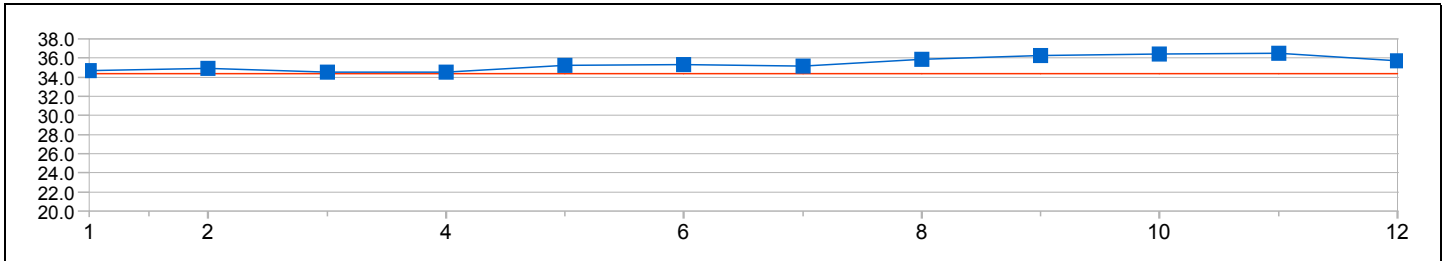




Distance Analysis - Graphical

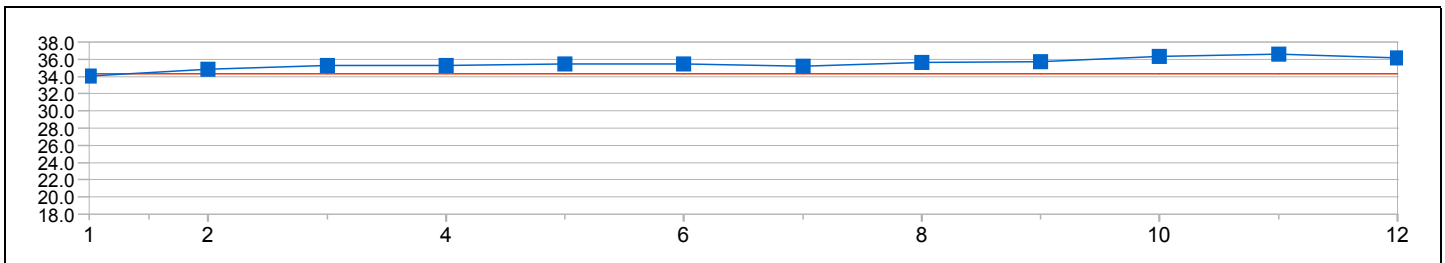
OSTASZEWSKI Michal (POL)
7:26.92 (16)

(POL)
Average: 34.38
36.52 - 21.71 = 14.81



ANDREYEV Fedor (KAZ)
7:26.57 (14)

(KAZ)
Average: 34.35
36.59 - 20.68 = 15.91

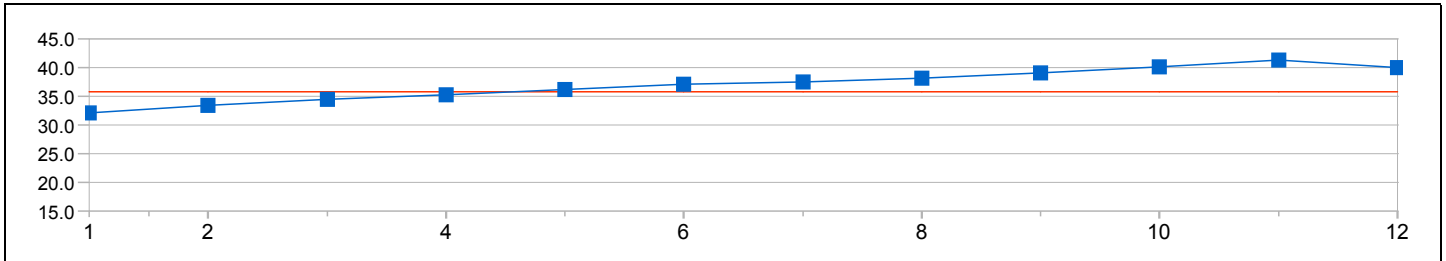




Distance Analysis - Graphical

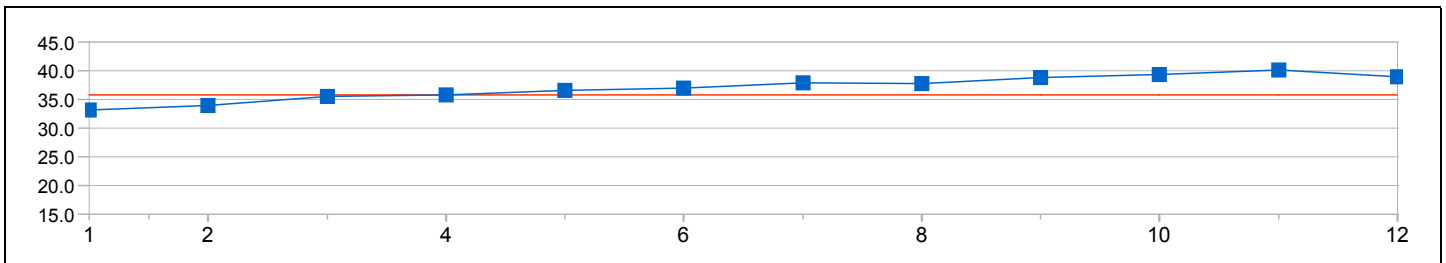
GRUBEN Robin Nicolai Oppi
7:44.51 (21)

(NOR)
Average: 35.73
41.38 - 19.95 = 21.43



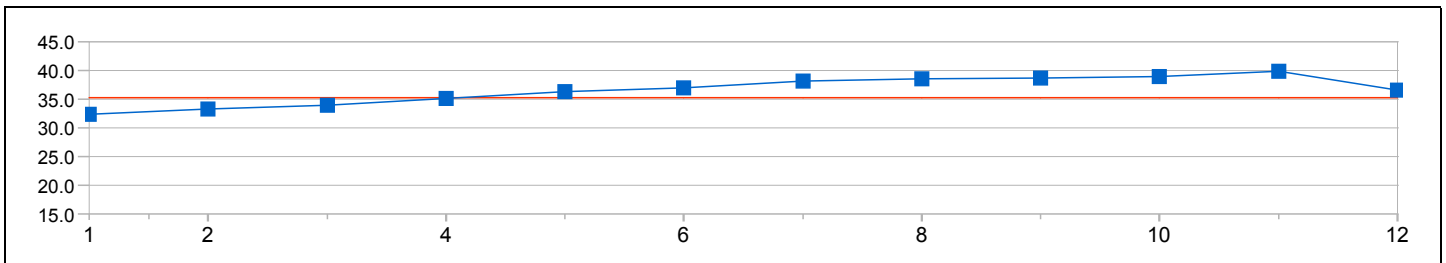
MELINE Thomas
7:45.81 (23)

(FRA)
Average: 35.83
40.12 - 20.85 = 19.27



ZHU Jiayao
7:38.93 (20)

(CHN)
Average: 35.30
39.91 - 20.16 = 19.75

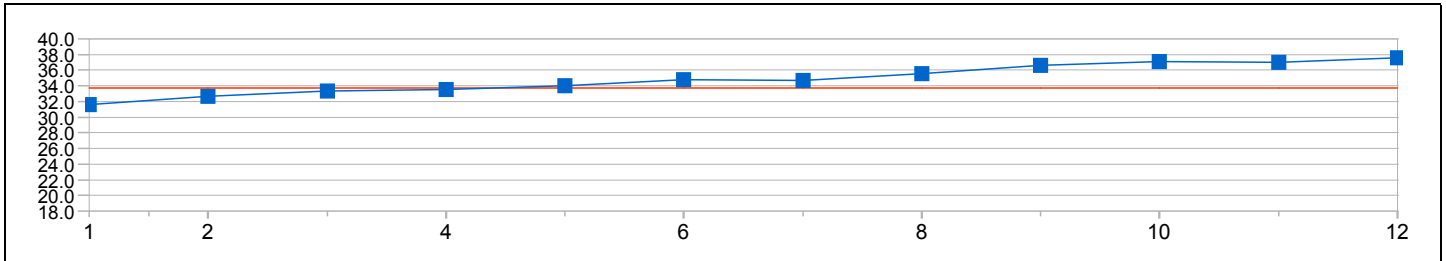




Distance Analysis - Graphical

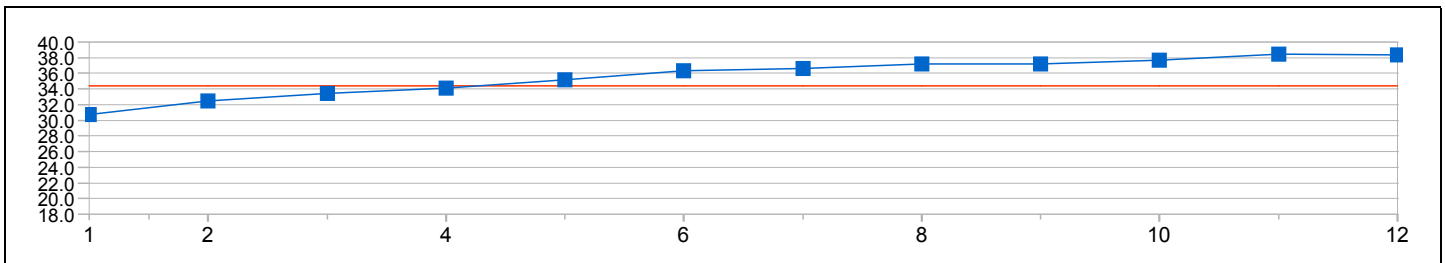
RAZORENOV Aleksandr
7:18.13 (8)

(RUS)
Average: 33.70
37.60 - 19.55 = 18.05



TUERSONGHAN Dasituer
7:27.44 (17)

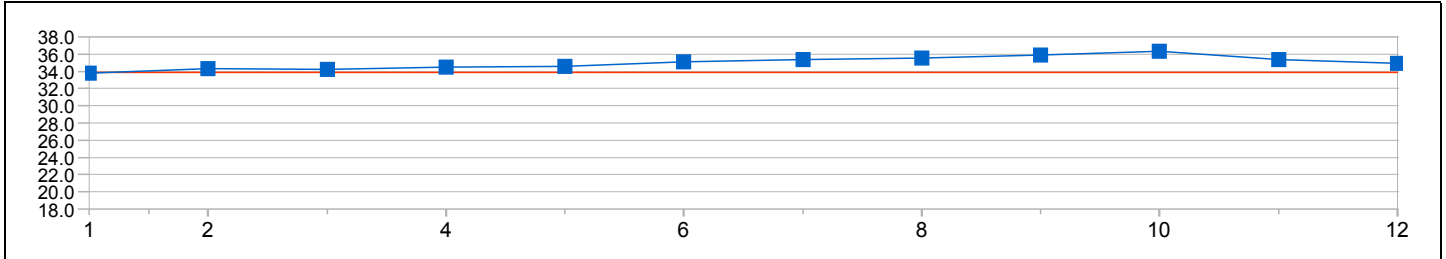
(CHN)
Average: 34.42
38.48 - 19.69 = 18.79



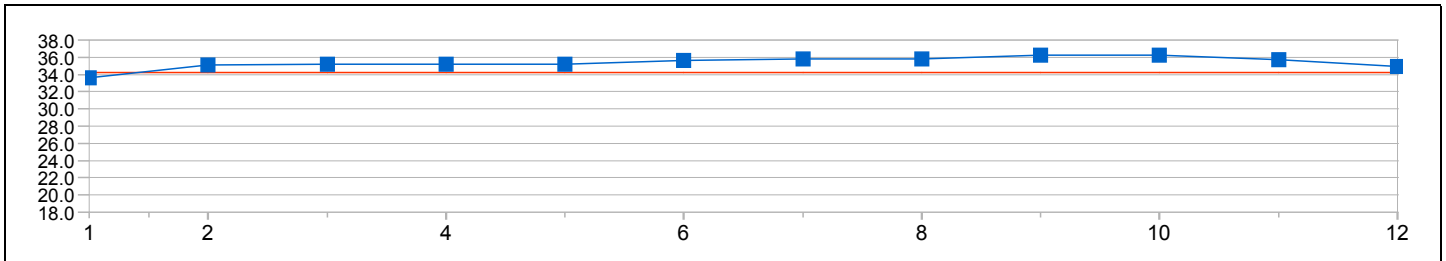


Distance Analysis - Graphical

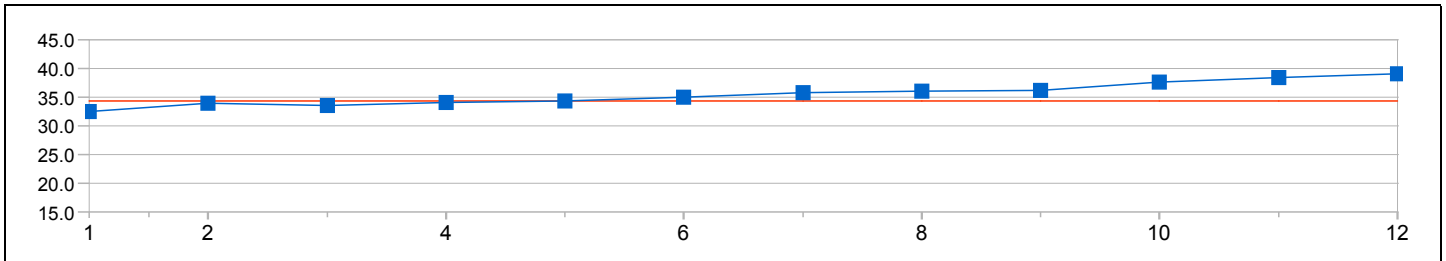
BACHANEK Marcin (POL)
 7:20.48 (9)
 Average: 33.88
 36.31 - 20.53 = 15.78



WANG Shiwei (CHN)
 7:25.42 (13)
 Average: 34.26
 36.24 - 20.71 = 15.53



SERGIYENKO Artur (KAZ)
 7:26.72 (15)
 Average: 34.36
 39.14 - 19.94 = 19.20

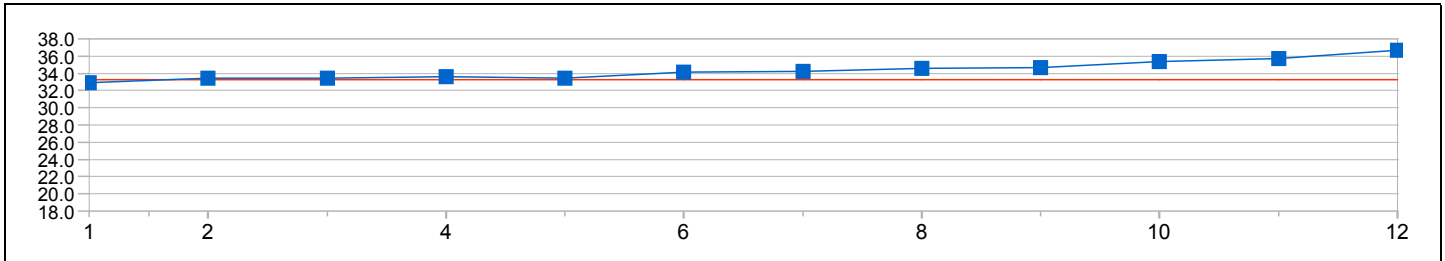




Distance Analysis - Graphical

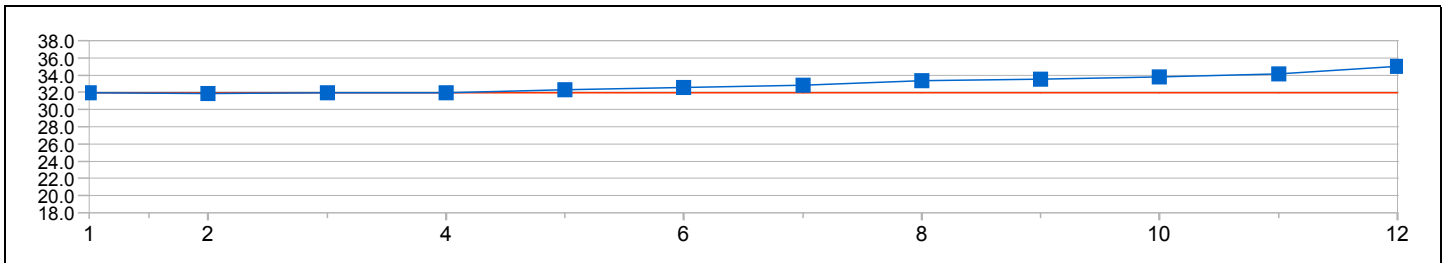
VREUGDENHIL Jacob Gerard
7:12.50 (6)

(NED)
Average: 33.27
36.67 - 20.18 = 16.49



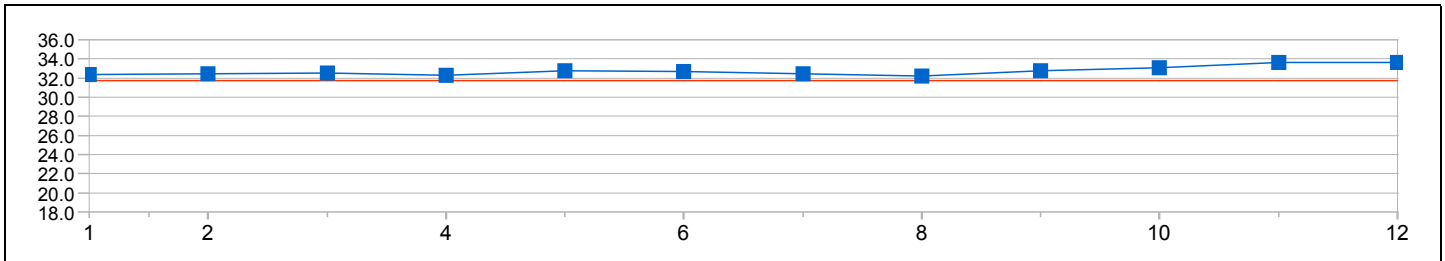
HEIDEGGER Linus
6:55.46 (3)

(AUT)
Average: 31.96
35.06 - 20.15 = 14.91



ICHINOHE Seitaro
6:52.94 (2)

(JPN)
Average: 31.76
33.66 - 20.07 = 13.59

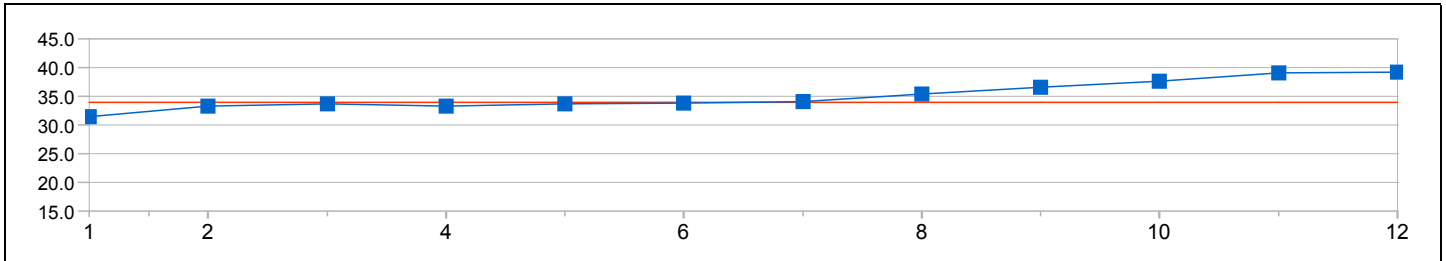




Distance Analysis - Graphical

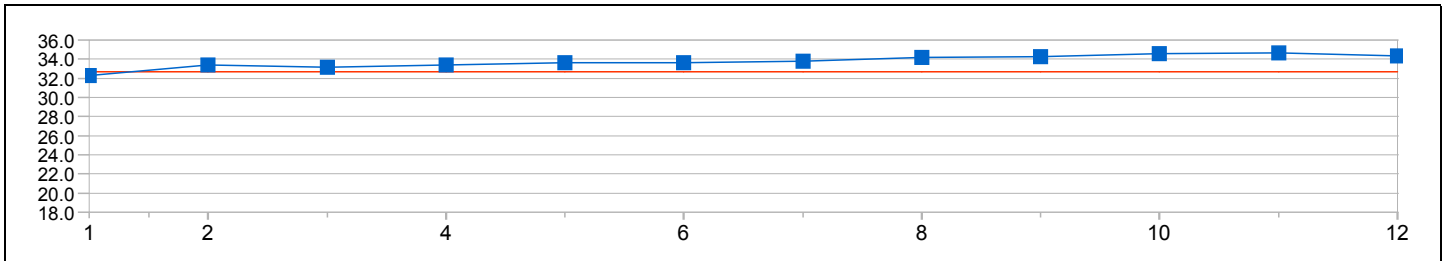
OH Hyunmin
7:21.00 (10)

(KOR)
Average: 33.92
39.25 - 19.73 = 19.52



OBAYASHI Masahito
7:05.05 (4)

(JPN)
Average: 32.70
34.64 - 19.75 = 14.89

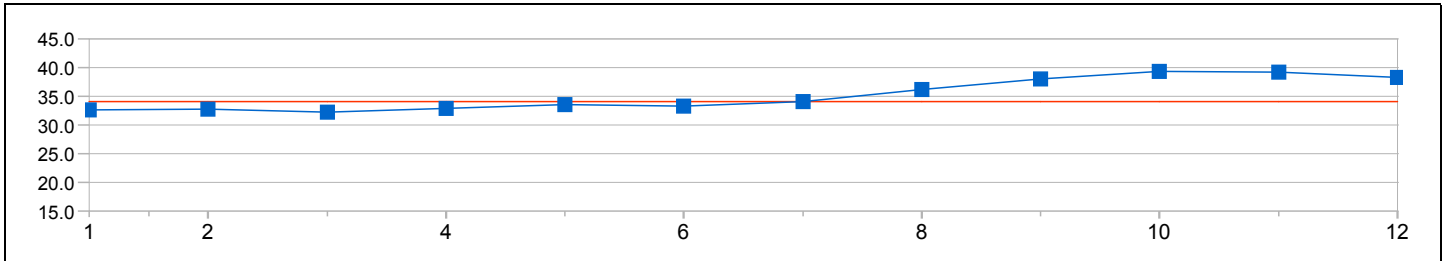




Distance Analysis - Graphical

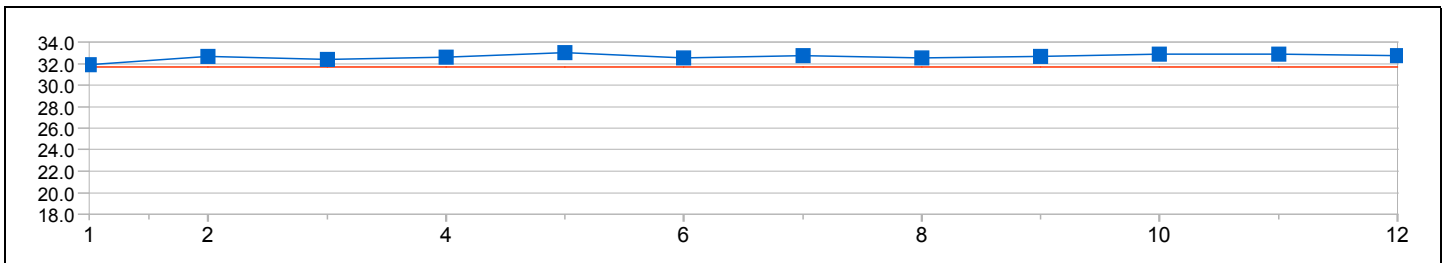
LEE Jinyeong
7:22.63 (11)

(KOR)
Average: 34.05
39.37 - 20.12 = 19.25



GHIOTTO Davide
6:51.64 (1)

(ITA)
Average: 31.66
33.00 - 20.10 = 12.90

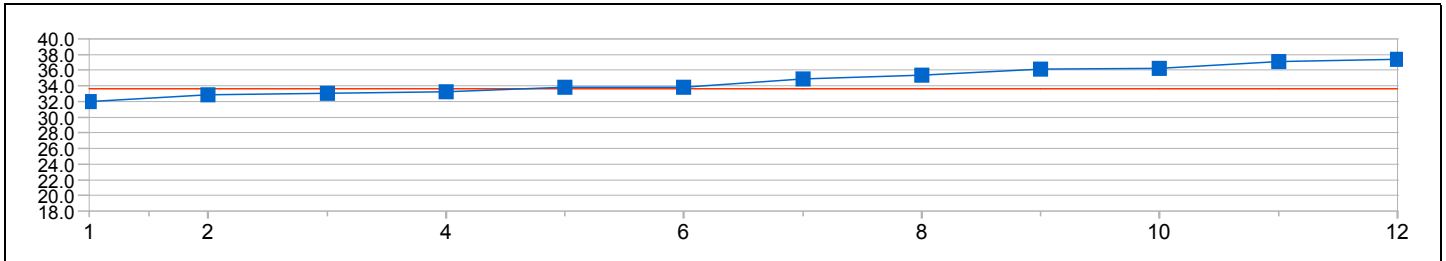




Distance Analysis - Graphical

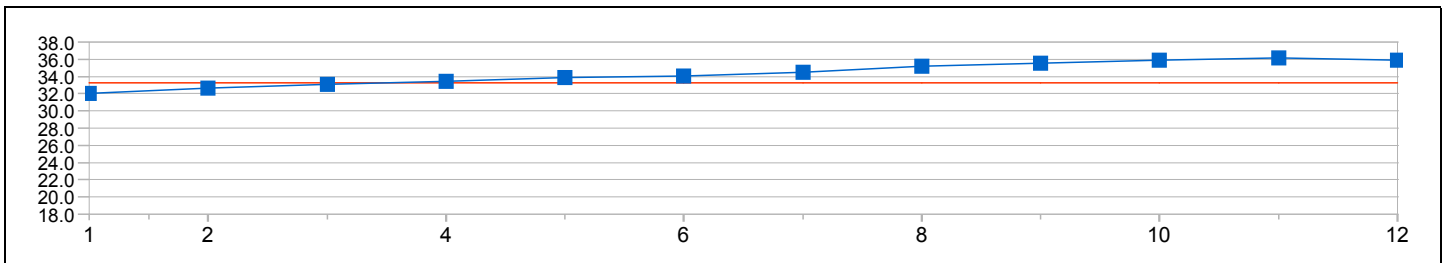
MOON Hyunwoong (7)
7:16.61

(KOR)
Average: 33.59
37.39 - 20.61 = 16.78



OGAWA Shohya (5)
7:11.94

(JPN)
Average: 33.23
36.12 - 19.73 = 16.39





Almaty 2017
28th WINTER UNIVERSIADE

Medeu High-Mountain Ice Rink

TUE 31 JAN 2017
Start Time 13:30
End Time 16:00

Speed Skating

Men's 5000m



Ice and Climatic Conditions

As of TUE 31 JAN 2017

	Session 1	
	Start	End
Time	13:30	15:40
Pair Number	1	15
Air Temperature	-1.0°C / 30°F	-1.0°C / 30°F
Ice Temperature	-5.6°C / 22°F	-5.6°C / 22°F
Humidity	98 %	90 %
Air Pressure	1,028 hPa	1,027 hPa





Almaty 2017

28TH WINTER UNIVERSIADE



SPEED SKATING

Men's 10,000m



Start List

REVISED
4 FEB 13:23

WR	12:36.30	BLOEMEN Ted-Jan (CAN)	21 NOV 2015	Salt Lake City (USA)
UR	13:28.42	OOIJEVAAR Mark (NED)	22 JAN 2007	Torino (ITA)

Pair	Lane	No.	Name	Country Code
1	I	19	MELINE Thomas	FRA
	O	97	STAROSTIN Mikhail	RUS
2	I	33	ANDREYEV Fedor	KAZ
	O	108	TYLKA Daniel	POL
3	I	82	OSTASZEWSKI Michal	POL
	O	7	KIRPICHNIK Aliaksei	BLR
4	I	45	SERGIYENKO Artur	KAZ
	O	48	KIM Dohyoung	KOR
5	I			
	O	81	BACHANEK Marcin	POL
6	I	31	OGAWA Shohya	JPN
	O	58	MOON Hyunwoong	KOR
7	I	21	GHIOTTO Davide	ITA
	O	2	HEIDEGGER Linus	AUT
8	I	25	ICHINOHE Seitaro	JPN
	O	30	OBAYASHI Masahito	JPN

Legend:					
I	Inner lane	No.	Start Number	O	Outer lane
UR	Universiade Record	WDR	Withdrawn	WR	World Record

updated start list following withdrawals





Results

WR	12:36.30	BLOEMEN Ted-Jan (CAN)	21 NOV 2015	Salt Lake City (USA)
UR	13:28.42	OOIJEVAAR Mark (NED)	22 JAN 2007	Torino (ITA)

ISU Officials:	
Starter	FALK Rune Ake Arne (SWE)

Rank	No.	Name	Country Code	Pair	Lane	Time	Gap	Note
1	21	GHIOTTO Davide	ITA	7	I	13:48.12	0.00	
2	30	OBAYASHI Masahito	JPN	8	O	14:24.95	36.83	
3	58	MOON Hyunwoong	KOR	6	O	14:26.00	37.88	
4	31	OGAWA Shohya	JPN	6	I	14:27.96	39.84	
5	2	HEIDEGGER Linus	AUT	7	O	14:32.72	44.60	
6	81	BACHANEK Marcin	POL	5	O	14:55.40	1:07.28	
7	45	SERGIYENKO Artur	KAZ	4	I	15:01.33	1:13.21	
8	7	KIRPICHNIK Aliaksei	BLR	3	O	15:02.82	1:14.70	
9	48	KIM Dohyoung	KOR	4	O	15:03.76	1:15.64	
10	82	OSTASZEWSKI Michal	POL	3	I	15:04.76	1:16.64	
11	33	ANDREYEV Fedor	KAZ	2	I	15:16.29	1:28.17	
12	97	STAROSTIN Mikhail	RUS	1	O	15:27.01	1:38.89	
13	19	MELINE Thomas	FRA	1	I	15:28.28	1:40.16	
	108	TYLKA Daniel	POL	2	O	DNF		
	25	ICHINOHE Seitaro	JPN	8	I	DSQ		
	57	LEE Jinyeong	KOR			WDR		
	77	VREUGDENHIL Jacob Gerard	NED			WDR		
	79	FURNEE Anders Bjerkreim	NOR			WDR		

Legend:					
DNF	Did Not Finish	DSQ	Disqualified	I	Inner lane
No.	Start number	O	Outer lane	UR	Universiade Record
WDR	Withdrawn	WR	World Record		

Competitor 25 ICHINOHE Seitaro has been disqualified according to rule 253 paragraph 3.



Almaty 2017
28th WINTER UNIVERSIADE

Medeu High-Mountain Ice Rink

SAT 4 FEB 2017

Speed Skating

Men's 10000m



Distance Analysis in Pairs

WR	12:36.30	BLOEMEN Ted-Jan (CAN)	21 NOV 2015	Salt Lake City (USA)
UR	13:28.42	OOIJEVAAR Mark (NED)	22 JAN 2007	Torino (ITA)
WR:				
UR:				
WR:				
UR:				
WR:				
UR:				

Pair	Lane	No.	Name					Country Code	Time		Note	Rank
			Split Time	Lap Time	Split Time	Lap Time	Split Time		Lap Time	Split Time		
		57	LEE Jinyeong					KOR			WDR	
		77	VREUGDENHIL Jacob Gerard					NED			WDR	
		79	FURNEE Anders Bjerkreim					NOR			WDR	
1	I	19	MELINE Thomas					FRA	15:28.28			13
			40.61	(40.61)	1:16.46	(35.85)	1:52.96	(36.50)	2:29.51	(36.55)	3:06.23	(36.72)
			3:42.84	(36.61)	4:19.88	(37.04)	4:56.78	(36.90)	5:33.68	(36.90)	6:09.97	(36.29)
			6:47.32	(37.35)	7:24.26	(36.94)	8:01.82	(37.56)	8:38.66	(36.84)	9:15.61	(36.95)
			9:52.51	(36.90)	10:29.80	(37.29)	11:06.75	(36.95)	11:43.96	(37.21)	12:21.47	(37.51)
			12:58.98	(37.51)	13:35.82	(36.84)	14:13.23	(37.41)	14:50.98	(37.75)	15:28.28	(37.30)
	O	97	STAROSTIN Mikhail					RUS	15:27.01			12
			40.34	(40.34)	1:16.88	(36.54)	1:52.78	(35.90)	2:29.71	(36.93)	3:06.17	(36.46)
			3:43.12	(36.95)	4:19.61	(36.49)	4:56.85	(37.24)	5:33.29	(36.44)	6:10.00	(36.71)
			6:46.66	(36.66)	7:23.99	(37.33)	8:00.82	(36.83)	8:37.71	(36.89)	9:14.59	(36.88)
			9:51.48	(36.89)	10:28.37	(36.89)	11:05.24	(36.87)	11:42.05	(36.81)	12:19.13	(37.08)
			12:56.09	(36.96)	13:32.89	(36.80)	14:10.39	(37.50)	14:48.22	(37.83)	15:27.01	(38.79)
2	I	33	ANDREYEV Fedor					KAZ	15:16.29			11
			38.68	(38.68)	1:15.07	(36.39)	1:51.71	(36.64)	2:27.55	(35.84)	3:03.24	(35.69)
			3:39.38	(36.14)	4:15.19	(35.81)	4:51.39	(36.20)	5:27.84	(36.45)	6:04.48	(36.64)
			6:41.42	(36.94)	7:18.55	(37.13)	7:55.62	(37.07)	8:33.30	(37.68)	9:10.24	(36.94)
			9:47.35	(37.11)	10:24.85	(37.50)	11:03.04	(38.19)	11:41.19	(38.15)	12:18.68	(37.49)
			12:55.27	(36.59)	13:31.35	(36.08)	14:06.94	(35.59)	14:42.50	(35.56)	15:16.29	(33.79)
	O	108	TYLKA Daniel					POL			DNF	
			38.49	(38.49)	1:13.08	(34.59)	1:49.12	(36.04)	2:25.76	(36.64)	3:02.38	(36.62)
			3:39.52	(37.14)	4:17.26	(37.74)	4:54.87	(37.61)	5:32.77	(37.90)	6:10.78	(38.01)
			6:49.46	(38.68)	7:28.21	(38.75)						





Almaty 2017
28th WINTER UNIVERSIADE

Medeu High-Mountain Ice
Rink

SAT 4 FEB 2017

Speed Skating

Men's 10000m



Distance Analysis in Pairs

Pair	Lane	No.	Name					Country Code	Time	Note	Rank
		Split Time	Lap Time	Split Time	Lap Time	Split Time	Lap Time	Split Time	Lap Time	Split Time	Lap Time
3	I	82	OSTASZEWSKI Michal					POL	15:04.76		10
			39.92 (39.92)	1:15.61 (35.69)	1:51.37 (35.76)	2:26.86 (35.49)	3:01.91 (35.05)				
			3:37.12 (35.21)	4:12.73 (35.61)	4:48.94 (36.21)	5:24.96 (36.02)	6:01.39 (36.43)				
			6:37.32 (35.93)	7:13.09 (35.77)	7:49.09 (36.00)	8:25.39 (36.30)	9:01.50 (36.11)				
			9:38.21 (36.71)	10:14.78 (36.57)	10:51.86 (37.08)	11:28.54 (36.68)	12:04.91 (36.37)				
		12:41.63 (36.72)	13:17.96 (36.33)	13:53.92 (35.96)	14:29.29 (35.37)	15:04.76 (35.47)					
O		7	KIRPICHNIK Aliaksei					BLR	15:02.82		8
			40.97 (40.97)	1:17.04 (36.07)	1:53.19 (36.15)	2:29.38 (36.19)	3:04.91 (35.53)				
			3:40.55 (35.64)	4:16.68 (36.13)	4:52.46 (35.78)	5:28.27 (35.81)	6:04.41 (36.14)				
			6:40.54 (36.13)	7:16.09 (35.55)	7:52.04 (35.95)	8:28.01 (35.97)	9:03.76 (35.75)				
			9:40.01 (36.25)	10:15.81 (35.80)	10:52.73 (36.92)	11:28.83 (36.10)	12:04.78 (35.95)				
		12:40.72 (35.94)	13:17.06 (36.34)	13:53.04 (35.98)	14:28.91 (35.87)	15:02.82 (33.91)					
4	I	45	SERGIYENKO Artur					KAZ	15:01.33		7
			38.07 (38.07)	1:13.02 (34.95)	1:47.49 (34.47)	2:22.64 (35.15)	2:57.53 (34.89)				
			3:32.65 (35.12)	4:08.20 (35.55)	4:43.76 (35.56)	5:19.59 (35.83)	5:55.88 (36.29)				
			6:32.68 (36.80)	7:08.59 (35.91)	7:44.88 (36.29)	8:21.35 (36.47)	8:58.21 (36.86)				
			9:34.79 (36.58)	10:11.43 (36.64)	10:48.14 (36.71)	11:23.49 (35.35)	11:59.16 (35.67)				
		12:35.25 (36.09)	13:11.61 (36.36)	13:48.39 (36.78)	14:25.38 (36.99)	15:01.33 (35.95)					
O		48	KIM Dohyoung					KOR	15:03.76		9
			37.94 (37.94)	1:11.66 (33.72)	1:46.47 (34.81)	2:21.40 (34.93)	2:56.42 (35.02)				
			3:31.52 (35.10)	4:07.30 (35.78)	4:42.91 (35.61)	5:18.64 (35.73)	5:54.69 (36.05)				
			6:31.74 (37.05)	7:08.62 (36.88)	7:45.57 (36.95)	8:23.59 (38.02)	9:00.46 (36.87)				
			9:36.89 (36.43)	10:13.59 (36.70)	10:49.99 (36.40)	11:26.22 (36.23)	12:02.45 (36.23)				
		12:39.08 (36.63)	13:15.87 (36.79)	13:52.63 (36.76)	14:28.69 (36.06)	15:03.76 (35.07)					
5	O	81	BACHANEK Marcin					POL	14:55.40		6
			38.72 (38.72)	1:13.10 (34.38)	1:47.89 (34.79)	2:22.44 (34.55)	2:57.82 (35.38)				
			3:32.55 (34.73)	4:07.66 (35.11)	4:43.21 (35.55)	5:18.69 (35.48)	5:54.15 (35.46)				
			6:29.84 (35.69)	7:05.57 (35.73)	7:41.26 (35.69)	8:17.11 (35.85)	8:53.06 (35.95)				
			9:29.22 (36.16)	10:05.33 (36.11)	10:41.41 (36.08)	11:17.44 (36.03)	11:53.64 (36.20)				
		12:29.88 (36.24)	13:05.49 (36.61)	13:43.19 (36.70)	14:19.82 (36.63)	14:55.40 (35.58)					
6	I	31	OGAWA Shohya					JPN	14:27.96		4
			37.68 (37.68)	1:11.72 (34.04)	1:46.25 (34.53)	2:20.57 (34.32)	2:54.60 (34.03)				
			3:29.07 (34.47)	4:03.85 (34.78)	4:38.47 (34.62)	5:13.24 (34.77)	5:47.91 (34.67)				
			6:22.36 (34.45)	6:56.71 (34.35)	7:31.08 (34.37)	8:05.68 (34.60)	8:40.17 (34.49)				
			9:14.81 (34.64)	9:49.39 (34.58)	10:23.69 (34.30)	10:57.96 (34.27)	11:32.69 (34.73)				
		12:07.64 (34.95)	12:42.71 (35.07)	13:17.70 (34.99)	13:52.81 (35.11)	14:27.96 (35.15)					
O		58	MOON Hyunwoong					KOR	14:26.00		3
			37.94 (37.94)	1:12.48 (34.54)	1:46.65 (34.17)	2:21.83 (35.18)	2:55.81 (33.98)				
			3:29.77 (33.96)	4:04.30 (34.53)	4:39.14 (34.84)	5:13.71 (34.57)	5:48.90 (35.19)				
			6:23.10 (34.20)	6:57.42 (34.32)	7:31.74 (34.32)	8:06.85 (35.11)	8:41.53 (34.68)				
			9:16.33 (34.80)	9:51.09 (34.76)	10:25.72 (34.63)	11:00.72 (35.00)	11:36.07 (35.35)				
		12:11.39 (35.32)	12:46.06 (34.67)	13:20.90 (34.84)	13:53.27 (32.37)	14:26.00 (32.73)					



FISU Partners



Distance Analysis in Pairs

Pair	Lane	No.	Name						Country Code	Time	Note	Rank
		Split Time	Lap Time	Split Time	Lap Time	Split Time	Lap Time	Split Time	Lap Time	Split Time	Lap Time	
7	I	21	GHIOTTO Davide						ITA	13:48.12		1
			36.31 (36.31)	1:09.03 (32.72)	1:42.25 (33.22)	2:15.07 (32.82)	2:47.81 (32.74)	(32.74)				
			3:20.61 (32.80)	3:53.61 (33.00)	4:26.30 (32.69)	4:59.10 (32.80)	5:32.10 (33.00)	(33.00)				
			6:05.10 (33.00)	6:38.17 (33.07)	7:11.26 (33.09)	7:44.32 (33.06)	8:17.35 (33.03)	(33.03)				
			8:49.95 (32.60)	9:22.20 (32.25)	9:55.02 (32.82)	10:28.18 (33.16)	11:01.25 (33.07)	(33.07)				
			11:34.50 (33.25)	12:07.78 (33.28)	12:41.04 (33.26)	13:14.55 (33.51)	13:48.12 (33.57)	(33.57)				
	O	2	HEIDEGGER Linus						AUT	14:32.72		5
			37.15 (37.15)	1:10.14 (32.99)	1:43.36 (33.22)	2:16.92 (33.56)	2:50.08 (33.16)	(33.16)				
			3:23.43 (33.35)	3:56.78 (33.35)	4:30.38 (33.60)	5:03.94 (33.56)	5:37.96 (34.02)	(34.02)				
			6:11.96 (34.00)	6:46.20 (34.24)	7:20.97 (34.77)	7:55.98 (35.01)	8:31.14 (35.16)	(35.16)				
			9:06.15 (35.01)	9:41.46 (35.31)	10:17.38 (35.92)	10:53.95 (36.57)	11:30.76 (36.81)	(36.81)				
			12:07.52 (36.76)	12:43.60 (36.08)	13:19.98 (36.38)	13:56.58 (36.60)	14:32.72 (36.14)	(36.14)				
8	I	25	ICHINOHE Seitaro						JPN		DSQ	
			36.69 (36.69)	1:09.73 (33.04)	1:42.96 (33.23)	2:15.59 (32.63)	2:48.79 (33.20)	(33.20)				
			3:22.42 (33.63)	3:56.08 (33.66)	4:29.55 (33.47)	5:03.34 (33.79)	5:37.67 (34.33)	(34.33)				
			6:11.87 (34.20)	6:46.25 (34.38)	7:20.61 (34.36)	7:55.04 (34.43)	8:29.62 (34.58)	(34.58)				
			9:04.81 (35.19)	9:40.37 (35.56)	10:15.48 (35.11)	10:50.56 (35.08)	11:25.72 (35.16)	(35.16)				
			11:59.24 (33.52)	12:33.53 (34.29)	13:08.37 (34.84)	13:42.60 (34.23)	14:17.53 (34.93)	(34.93)				
	O	30	OBAYASHI Masahito						JPN	14:24.95		2
			37.03 (37.03)	1:10.75 (33.72)	1:44.58 (33.83)	2:18.79 (34.21)	2:53.02 (34.23)	(34.23)				
			3:27.20 (34.18)	4:01.84 (34.64)	4:36.57 (34.73)	5:11.01 (34.44)	5:45.63 (34.62)	(34.62)				
			6:20.34 (34.71)	6:54.98 (34.64)	7:29.50 (34.52)	8:04.21 (34.71)	8:38.98 (34.77)	(34.77)				
			9:13.95 (34.97)	9:48.67 (34.72)	10:23.56 (34.89)	10:58.54 (34.98)	11:33.46 (34.92)	(34.92)				
			12:08.06 (34.60)	12:42.23 (34.17)	13:16.74 (34.51)	13:51.06 (34.32)	14:24.95 (33.89)	(33.89)				

Legend:				
*	Marks a record as of the time recorded, that was later surpassed	=	Equal sign indicates that two or more skaters share the same rank	DNF Did Not Finish
DSQ	Disqualified	I	Inner lane	No. Start number
O	Outer lane	UR	Universiade Record	WDR Withdrawn
WR	World Record			

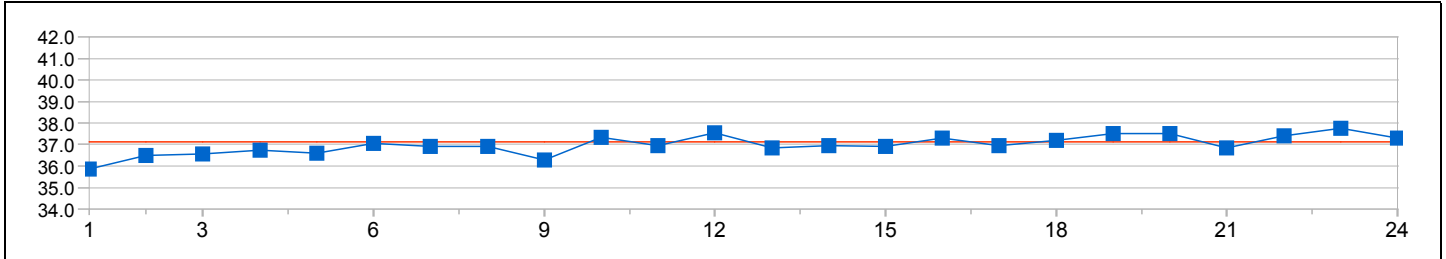




Distance Analysis - Graphical

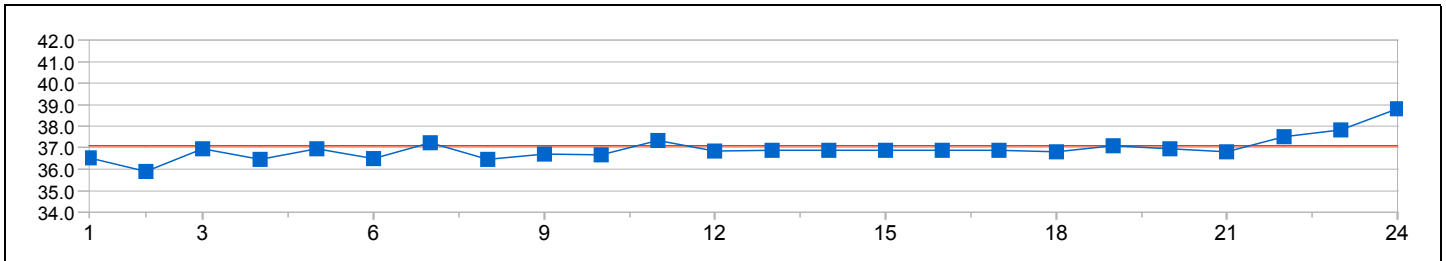
MELINE Thomas
15:28.28 (13)

(FRA)
Average: 37.13
40.61 - 35.85 = 4.76



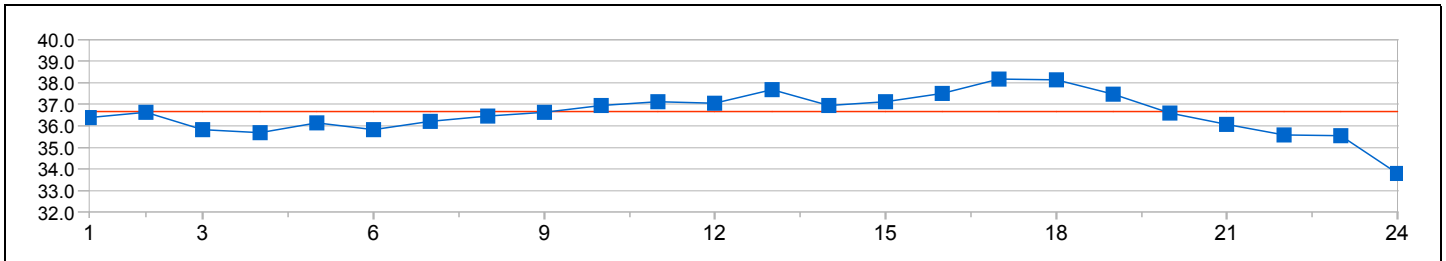
STAROSTIN Mikhail
15:27.01 (12)

(RUS)
Average: 37.08
40.34 - 35.90 = 4.44



ANDREYEV Fedor
15:16.29 (11)

(KAZ)
Average: 36.65
38.68 - 33.79 = 4.89

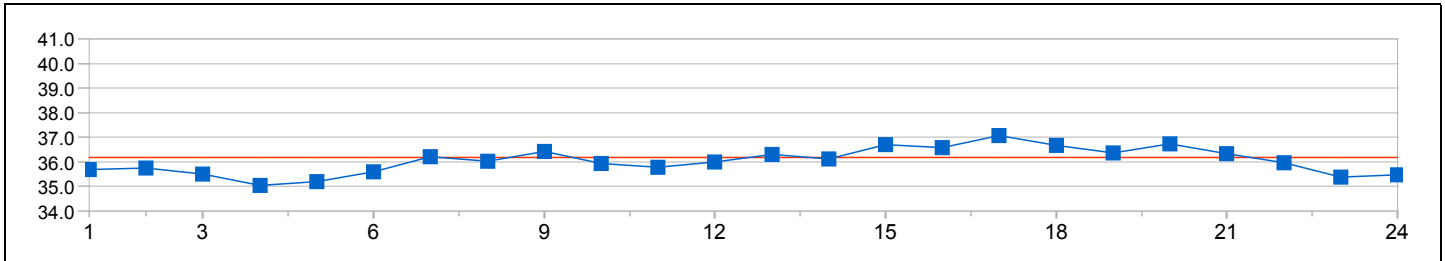




Distance Analysis - Graphical

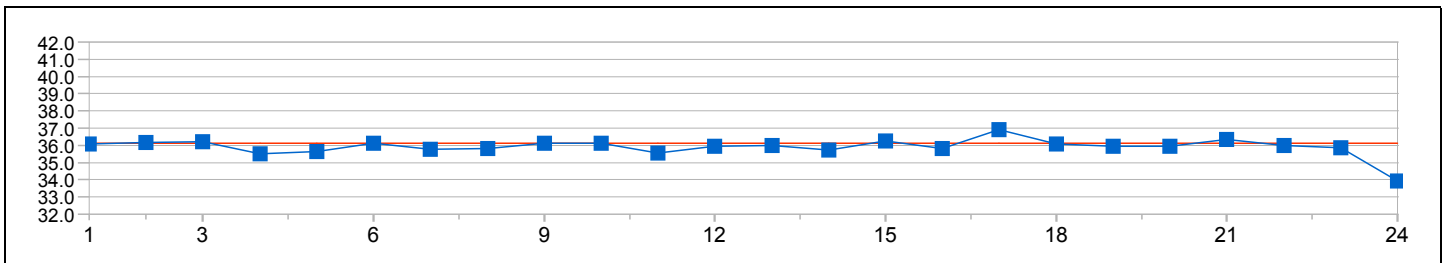
OSTASZEWSKI Michal (POL)
15:04.76 (10)

(POL)
Average: 36.19
39.92 - 35.05 = 4.87



KIRPICHNIK Aliaksei (BLR)
15:02.82 (8)

(BLR)
Average: 36.11
40.97 - 33.91 = 7.06

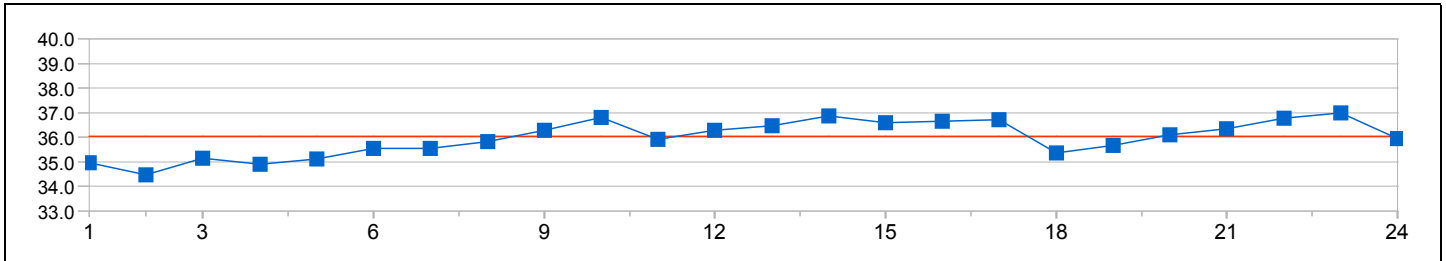




Distance Analysis - Graphical

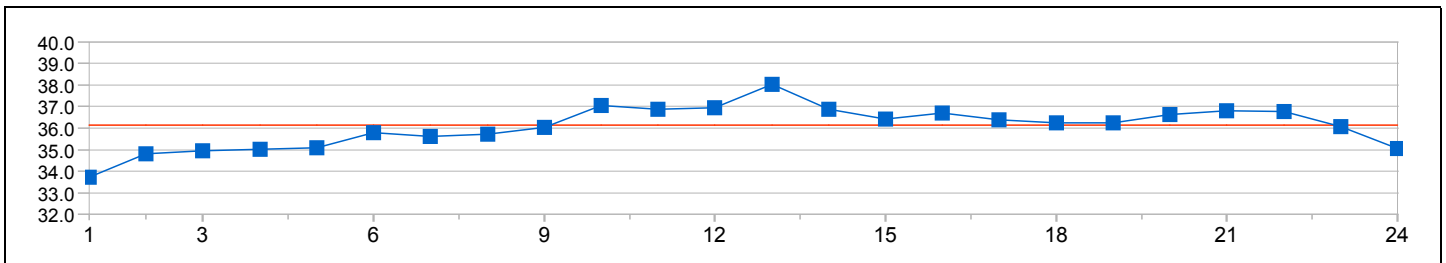
SERGIYENKO Artur (7)
15:01.33

(KAZ)
Average: 36.05
38.07 - 34.47 = 3.60



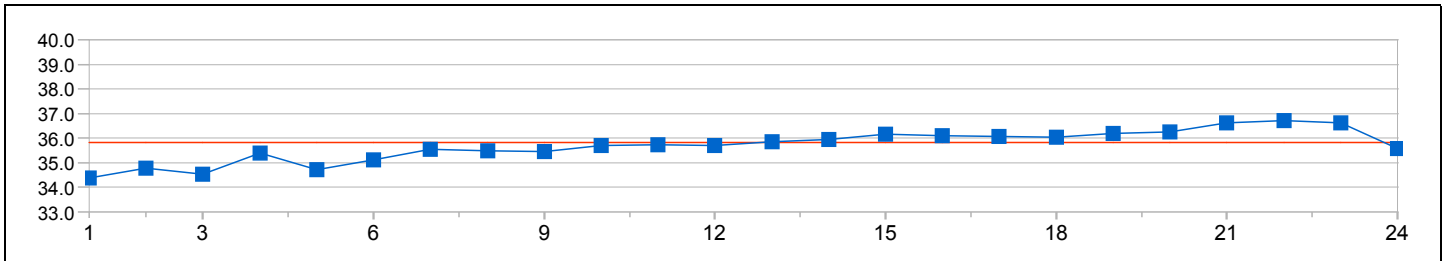
KIM Dohyoung (9)
15:03.76

(KOR)
Average: 36.15
38.02 - 33.72 = 4.30



BACHANEK Marcin (6)
14:55.40

(POL)
Average: 35.82
38.72 - 34.38 = 4.34

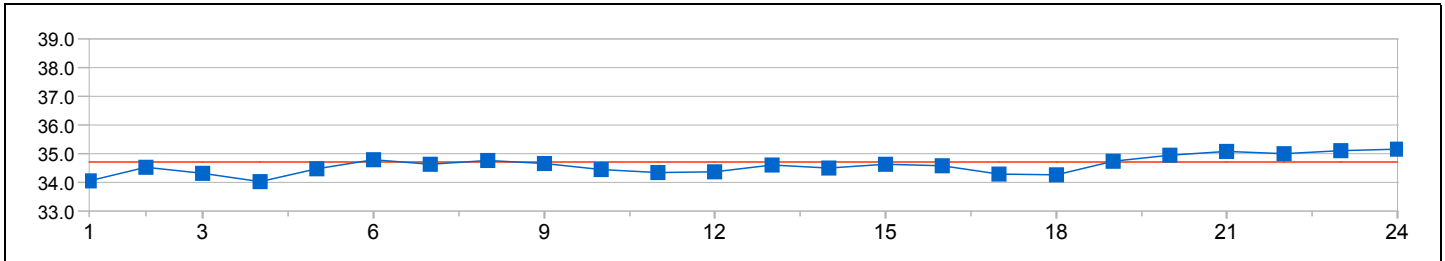




Distance Analysis - Graphical

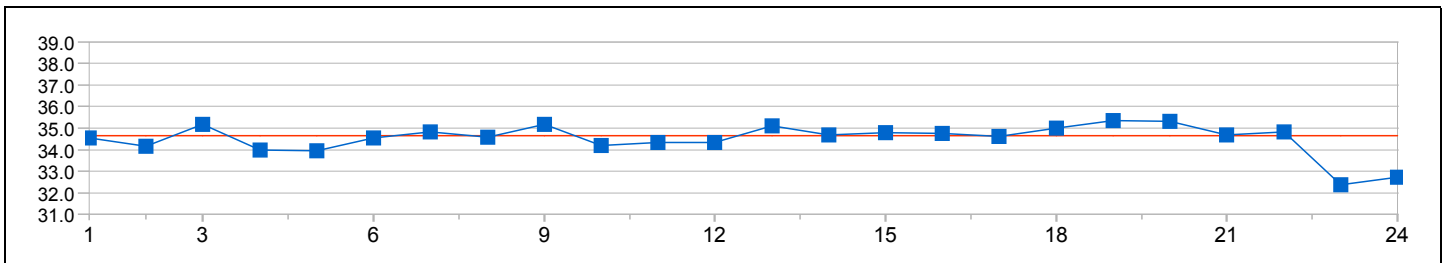
OGAWA Shohya
14:27.96 (4)

(JPN)
Average: 34.72
37.68 - 34.03 = 3.65



MOON Hyunwoong
14:26.00 (3)

(KOR)
Average: 34.64
37.94 - 32.37 = 5.57

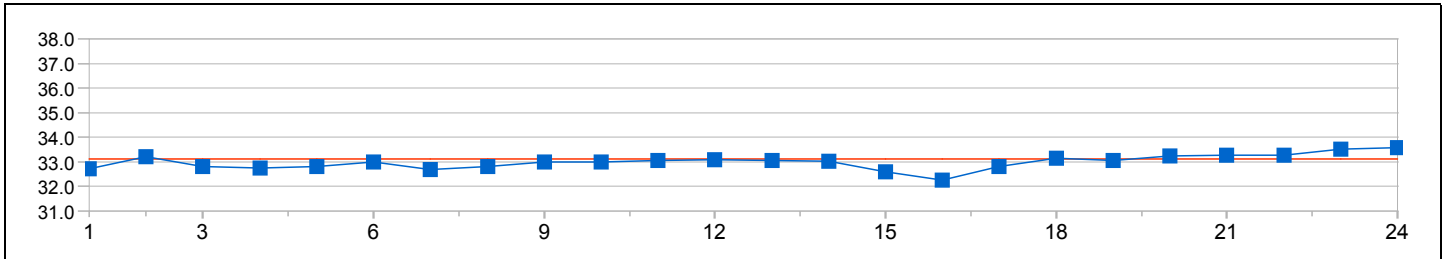




Distance Analysis - Graphical

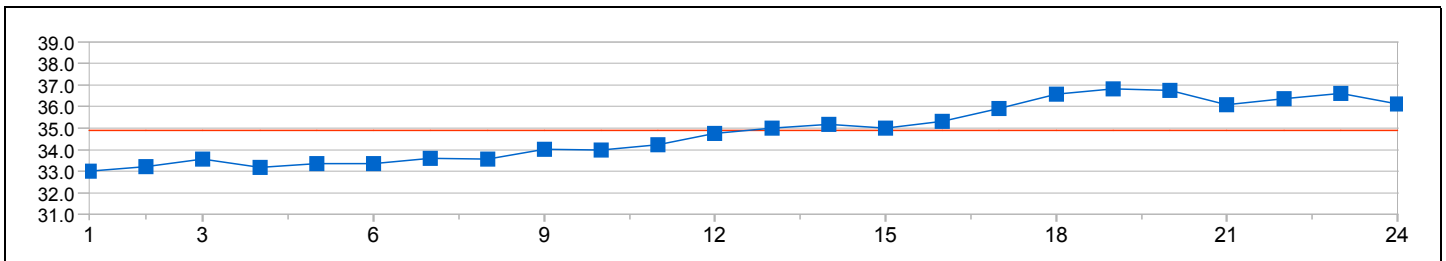
GHIOTTO Davide (1)
13:48.12

(ITA)
Average: 33.12
36.31 - 32.25 = 4.06



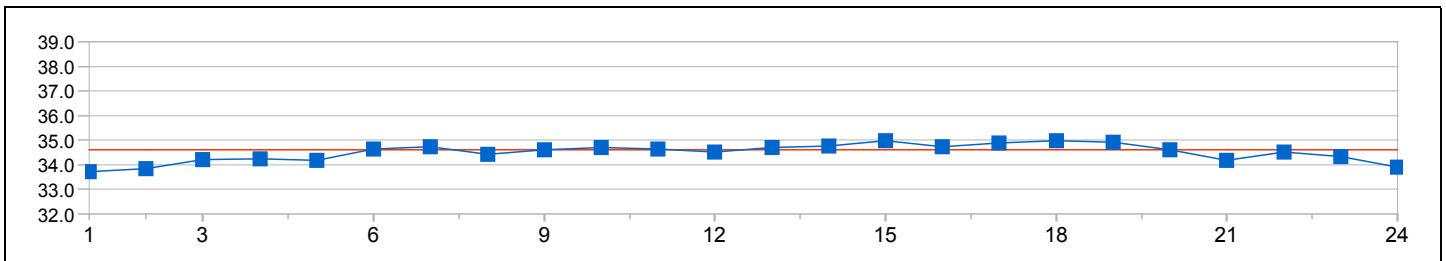
HEIDEGGER Linus (5)
14:32.72

(AUT)
Average: 34.91
37.15 - 32.99 = 4.16



OBAYASHI Masahito (2)
14:24.95

(JPN)
Average: 34.60
37.03 - 33.72 = 3.31





Ice and Climatic Conditions

As of SAT 4 FEB 2017

	Session 1	
	Start	End
Time	13:30	16:40
Pair Number	1	8
Air Temperature	-8.0°C / 18°F	-7.0°C / 19°F
Ice Temperature	-7.5°C / 19°F	-7.5°C / 19°F
Humidity	79 %	85 %
Air Pressure	1,029 hPa	1,029 hPa





Almaty 2017

28TH WINTER UNIVERSIADE



SPEED SKATING

Men's Team Pursuit



Ice and Climatic Conditions

As of SUN 5 FEB 2017

	Session 1	
	Start	End
Time	11:50	12:20
Heat Number	1	5
Air Temperature	-9.0°C / 16°F	-9.0°C / 16°F
Ice Temperature	-10.2°C / 14°F	-10.2°C / 14°F
Humidity	65 %	65 %
Air Pressure	1,033 hPa	1,033 hPa





Start List

WR	3:35.60	NED - Netherlands	16 NOV 2013	Salt Lake City (USA)
UR	3:47.25	ITA - Italy	23 JAN 2007	Torino (ITA)

TEAMS WITH SELECTED SKATERS

Heat	SP	AB	Team	SP	AB	Team
1	C		POL - POLAND 1 BACHANEK Marcin 2 OSTASZEWSKI Michal 3 SUT Wojciech	F		RUS - RUSSIAN FEDERATION LOBAS Victor 1 BOBYR Danila 2 SOLODUKHIN Ivan 3 RAZORENOV Aleksandr
2	C		KAZ - KAZAKHSTAN PALKIN Stanislav 1 MEZENTSEV Fedor 2 MOROZOV Dmitriy 3 SERGIYENKO Artur	F		BLR - BELARUS CHABAN Artsiom 1 GOLOVATSIUK Ignat 2 KAPUSTSIN Anton 3 KIRPICHNIK Aliaksei
3	C		CHN - PEOPLE'S REPUBLIC OF CHINA ZHANG Hongqiang 1 TUERSONGHAN Dasituer 2 WANG Shiwei 3 ZHU Jiayao	F		NED - NETHERLANDS COLJÉ Gerwin Pieter 1 GERRITSEN Olof 2 VREUGDENHIL Jacob Gerard 3 LIGTENBERG Ronald Marinus
4	C		JPN - JAPAN OBAYASHI Masahito 1 ICHINOHE Seitaro 2 MIWA Junya 3 OGAWA Shohya	F		KOR - REPUBLIC OF KOREA KIM Dohyoung 1 LEE Jinyeong 2 MOON Hyunwoong 3 OH Hyunmin

Note:
The Arm band number will be pre-assigned for the entire Team Pursuit event, and will be retained throughout the competition.

AB	Arm Band Number	C	Crossing straight	F	Finishing straight
SP	Starting position	UR	Universiade Record	WR	World Record



Results

WR	3:35.60	NED - Netherlands	16 NOV 2013	Salt Lake City (USA)
UR	3:47.25	ITA - Italy	23 JAN 2007	Torino (ITA)

ISU Officials:	
Starter	FALK Rune Ake Arne (SWE)

Heat	Team	Time	Final Ranking	Note
FA	W KOR - REPUBLIC OF KOREA LEE Jinyeong MOON Hyunwoong OH Hyunmin	4:00.43	1	
	JPN - JAPAN ICHINOHE Seitaro MIWA Junya OGAWA Shohya	4:03.77	2	
FB	W NED - NETHERLANDS COLJÉ Gerwin Pieter GERRITSEN Olof LIGTENBERG Ronald Marinus VREUGDENHIL Jacob Gerard	4:04.56	3	
	CHN - PEOPLE'S REPUBLIC OF CHINA TUERSONGHAN Dasituer WANG Shiwei ZHU Jiayao	4:06.66	4	
FC	W KAZ - KAZAKHSTAN MEZENTSEV Fedor MOROZOV Dmitriy PALKIN Stanislav SERGIYENKO Artur	4:08.29	5	
	BLR - BELARUS GOLOVATSIUK Ignat KAPUSTSIN Anton KIRPICHNIK Aliaksei	4:15.69	6	
FD	W RUS - RUSSIAN FEDERATION BOBYR Danila LOBAS Victor RAZORENOV Aleksandr SOLODUKHIN Ivan	4:08.06	7	
	POL - POLAND BACHANEK Marcin OSTASZEWSKI Michal SUT Wojciech	4:20.73	8	

Note:
Please note that only one Universiade or World Record can be set in a single round, even if a pre-existing result is surpassed more than once in the same round.

Legend:					
FA	Final A (Gold medal heat)	FB	Final B (Bronze medal heat)	FC	Final C (5th - 6th ranking)
FD	Final D (7th - 8th ranking)	UR	Universiade Record	W	Winner indicator
WR	World Record				



Distance Analysis in Heats

WR	3:35.60	NED - Netherlands	16 NOV 2013	Salt Lake City (USA)
UR	3:47.25	ITA - Italy	23 JAN 2007	Torino (ITA)
WR:				
UR:				
WR:				
UR:				
WR:				
UR:				

Heat	Start Position	Team								Time	Note	Final Ranking
		Split Time	½ Lap Time	Split Time	½ Lap Time	Split Time	½ Lap Time	Split Time	½ Lap Time			
FA C		JPN - JAPAN								4:03.77		2
		18.52	(18.52)	33.10	(14.58)	47.24	(14.14)	1:01.62	(14.38)	1:16.01	(14.39)	
		1:30.73	(14.72)	1:45.10	(14.37)	1:59.61	(14.51)	2:14.21	(14.60)	2:28.86	(14.65)	
		2:43.53	(14.67)	2:58.73	(15.20)	3:14.10	(15.37)	3:30.20	(16.10)	3:46.65	(16.45)	
		4:03.77	(17.12)									
F		KOR - REPUBLIC OF KOREA								4:00.43		1
		18.61	(18.61)	32.68	(14.07)	47.13	(14.45)	1:01.47	(14.34)	1:15.88	(14.41)	
		1:30.17	(14.29)	1:44.83	(14.66)	1:59.32	(14.49)	2:14.20	(14.88)	2:29.12	(14.92)	
		2:44.39	(15.27)	2:59.46	(15.07)	3:14.83	(15.37)	3:29.77	(14.94)	3:45.08	(15.31)	
		4:00.43	(15.35)									
FB C		CHN - PEOPLE'S REPUBLIC OF CHINA								4:06.66		4
		18.21	(18.21)	32.59	(14.38)	46.55	(13.96)	1:00.85	(14.30)	1:15.14	(14.29)	
		1:30.13	(14.99)	1:44.97	(14.84)	2:00.00	(15.03)	2:15.17	(15.17)	2:30.89	(15.72)	
		2:46.66	(15.77)	3:02.76	(16.10)	3:18.47	(15.71)	3:34.80	(16.33)	3:50.58	(15.78)	
		4:06.66	(16.08)									
F		NED - NETHERLANDS								4:04.56		3
		18.74	(18.74)	33.07	(14.33)	47.81	(14.74)	1:02.18	(14.37)	1:16.91	(14.73)	
		1:31.69	(14.78)	1:46.63	(14.94)	2:01.52	(14.89)	2:17.02	(15.50)	2:32.12	(15.10)	
		2:47.54	(15.42)	3:02.97	(15.43)	3:18.47	(15.50)	3:33.73	(15.26)	3:49.33	(15.60)	
		4:04.56	(15.23)									
FC C		KAZ - KAZAKHSTAN								4:08.29		5
		18.24	(18.24)	32.80	(14.56)	47.37	(14.57)	1:02.01	(14.64)	1:16.54	(14.53)	
		1:31.39	(14.85)	1:46.45	(15.06)	2:01.90	(15.45)	2:16.73	(14.83)	2:31.92	(15.19)	
		2:47.36	(15.44)	3:03.40	(16.04)	3:19.42	(16.02)	3:35.68	(16.26)	3:51.76	(16.08)	
		4:08.29	(16.53)									
F		BLR - BELARUS								4:15.69		6
		19.03	(19.03)	34.30	(15.27)	50.01	(15.71)	1:05.44	(15.43)	1:21.04	(15.60)	
		1:36.48	(15.44)	1:52.38	(15.90)	2:07.96	(15.58)	2:23.80	(15.84)	2:38.81	(15.01)	
		2:54.14	(15.33)	3:09.16	(15.02)	3:25.00	(15.84)	3:41.00	(16.00)	3:57.74	(16.74)	
		4:15.69	(17.95)									
FD C		POL - POLAND								4:20.73		8
		19.66	(19.66)	35.52	(15.86)	51.34	(15.82)	1:07.20	(15.86)	1:23.22	(16.02)	
		1:38.88	(15.66)	1:54.54	(15.66)	2:10.71	(16.17)	2:27.21	(16.50)	2:43.75	(16.54)	
		3:00.37	(16.62)	3:16.43	(16.06)	3:32.13	(15.70)	3:47.94	(15.81)	4:03.97	(16.03)	
		4:20.73	(16.76)									



Distance Analysis in Heats

Heat	Start Position	Team								Time	Note	Final Ranking
		Split Time	½ Lap Time	Split Time	½ Lap Time	Split Time	½ Lap Time	Split Time	½ Lap Time	Split Time	½ Lap Time	
F		RUS - RUSSIAN FEDERATION								4:08.06		7
		18.65	(18.65)	33.26	(14.61)	48.10	(14.84)	1:03.09	(14.99)	1:18.15	(15.06)	
		1:33.34	(15.19)	1:48.64	(15.30)	2:03.78	(15.14)	2:18.81	(15.03)	2:33.99	(15.18)	
		2:49.78	(15.79)	3:05.31	(15.53)	3:20.73	(15.42)	3:36.33	(15.60)	3:52.06	(15.73)	
		4:08.06	(16.00)									

Legend:					
*	Marks a record as of the time recorded, that was later surpassed				
=	Equal sign indicates that two or more teams share the same rank				
C	Crossing straight	F	Finishing straight	FA	Final A (Gold medal heat)
FB	Final B (Bronze medal heat)	FC	Final C (5th=6th ranking)	FD	Final D (7th=8th ranking)
UR	Universiade Record	WR	World Record		





Start List

REVISED
5 FEB 10:25

WR	3:35.60	NED - Netherlands	16 NOV 2013	Salt Lake City (USA)
UR	3:47.25	ITA - Italy	23 JAN 2007	Torino (ITA)

TEAMS WITH SELECTED SKATERS

Heat	SP	AB	Team	SP	AB	Team
1	C			F		CHN - PEOPLE'S REPUBLIC OF CHINA ZHANG Hongqiang 1 TUERSONGHAN Dasituer 2 WANG Shiwei 3 ZHU Jiayao
2	C		KOR - REPUBLIC OF KOREA KIM Dohyoung 1 LEE Jinyeong 2 MOON Hyunwoong 3 OH Hyunmin	F		JPN - JAPAN OBAYASHI Masahito 1 ICHINOHE Seitaro 2 MIWA Junya 3 OGAWA Shohya
3	C		POL - POLAND 1 BACHANEK Marcin 2 OSTASZEWSKI Michal 3 SUT Wojciech	F		KAZ - KAZAKHSTAN SERGIYENKO Artur 1 MEZENTSEV Fedor 2 MOROZOV Dmitriy 3 PALKIN Stanislav
4	C		BLR - BELARUS CHABAN Artsiom 1 GOLOVATSIUK Ignat 2 KAPUSTSIN Anton 3 KIRPICHNIK Aliaksei	F		USA - UNITED STATES OF AMERICA KOENIG Michael 1 HARTMAN Steven 2 MILLER Nathan 3 RONCHAK Kyle
5	C		RUS - RUSSIAN FEDERATION SOLODUKHIN Ivan 1 BOBYR Danila 2 LOBAS Victor 3 RAZORENOV Aleksandr	F		NED - NETHERLANDS GERRITSEN Olof 1 COLJÉ Gerwin Pieter 2 VREUGDENHIL Jacob Gerard 3 LIGTENBERG Ronald Marinus

Note:
The Arm band number will be pre-assigned for the entire Team Pursuit event, and will be retained throughout the competition.

AB	Arm Band Number	C	Crossing straight	F	Finishing straight
SP	Starting position	UR	Universiade Record	WR	World Record





Results

WR	3:35.60	NED - Netherlands	16 NOV 2013	Salt Lake City (USA)
UR	3:47.25	ITA - Italy	23 JAN 2007	Torino (ITA)

ISU Officials:	
Starter	FALK Rune Ake Arne (SWE)

Rank	Heat	Team	Time	Qualified	Note
1	H2	KOR - REPUBLIC OF KOREA KIM Dohyoung LEE Jinyeong MOON Hyunwoong OH Hyunmin	3:54.84	FA	
2	H2	JPN - JAPAN ICHINOHE Seitaro MIWA Junya OBAYASHI Masahito OGAWA Shohya	3:57.12	FA	
3		NED - NETHERLANDS COLJÉ Gerwin Pieter GERRITSEN Olof LIGTENBERG Ronald Marinus VREUGDENHIL Jacob Gerard	4:02.50	FB	
4	H1	CHN - PEOPLE'S REPUBLIC OF CHINA TUERSONGHAN Dasituer WANG Shiwei ZHANG Hongqiang ZHU Jiayao	4:03.63	FB	
5	H4	BLR - BELARUS CHABAN Artsiom GOLOVATSIUK Ignat KAPUSTSIN Anton KIRPICHNIK Aliaksei	4:06.82	FC	
6	H3	KAZ - KAZAKHSTAN MEZENTSEV Fedor MOROZOV Dmitriy PALKIN Stanislav SERGIYENKO Artur	4:07.06	FC	
7		RUS - RUSSIAN FEDERATION BOBYR Danila LOBAS Victor RAZORENOV Aleksandr SOLODUKHIN Ivan	4:08.18	FD	
8	H3	POL - POLAND BACHANEK Marcin OSTASZEWSKI Michal SUT Wojciech	4:12.62	FD	
9	H4	USA - UNITED STATES OF AMERICA HARTMAN Steven KOENIG Michael MILLER Nathan RONCHAK Kyle	4:21.78		



Results

Note:
The two fastest teams qualify for Final A and the next two fastest teams qualify for Final B and the next two fastest teams qualify for Final C and the next two fastest teams qualify for Final D.
Please note that only one Universiade or World Record can be set in a single round, even if a pre-existing result is surpassed more than once in the same round.

Legend:				
Fy	Qualified for Final y (y=A,B,C or D)	UR	Universiade Record	W Winner indicator
WR	World Record			





Distance Analysis in Heats

WR	3:35.60	NED - Netherlands	16 NOV 2013	Salt Lake City (USA)
UR	3:47.25	ITA - Italy	23 JAN 2007	Torino (ITA)
WR:				
UR:				
WR:				
UR:				
WR:				
UR:				

Heat	Start Position	Team								Time (Rank)		Note	Qualified
		Split Time	½ Lap Time	Split Time	½ Lap Time	Split Time	½ Lap Time	Split Time	½ Lap Time	Split Time	½ Lap Time	Split Time	½ Lap Time
1	F	CHN - PEOPLE'S REPUBLIC OF CHINA								4:03.63 (4)			FB
		18.29	(18.29)	32.27	(13.98)	46.38	(14.11)	1:00.19	(13.81)	1:14.27	(14.08)		(14.08)
		1:28.56	(14.29)	1:42.99	(14.43)	1:57.61	(14.62)	2:12.85	(15.24)	2:28.44	(15.59)		(15.59)
		2:44.27	(15.83)	2:59.86	(15.59)	3:15.65	(15.79)	3:31.63	(15.98)	3:47.66	(16.03)		(16.03)
		4:03.63	(15.97)										
2	C	KOR - REPUBLIC OF KOREA								3:54.84 (1)			FA
		18.19	(18.19)	32.26	(14.07)	46.32	(14.06)	1:00.23	(13.91)	1:14.04	(13.81)		(13.81)
		1:28.15	(14.11)	1:42.31	(14.16)	1:56.34	(14.03)	2:10.50	(14.16)	2:24.95	(14.45)		(14.45)
		2:39.62	(14.67)	2:54.71	(15.09)	3:09.68	(14.97)	3:24.61	(14.93)	3:39.58	(14.97)		(14.97)
		3:54.84	(15.26)										
F	JPN - JAPAN	JPN - JAPAN								3:57.12 (2)			FA
		17.72	(17.72)	31.39	(13.67)	45.37	(13.98)	59.90	(14.53)	1:14.19	(14.29)		(14.29)
		1:28.30	(14.11)	1:42.70	(14.40)	1:56.83	(14.13)	2:11.35	(14.52)	2:26.03	(14.68)		(14.68)
		2:41.11	(15.08)	2:56.34	(15.23)	3:11.27	(14.93)	3:26.27	(15.00)	3:41.78	(15.51)		(15.51)
		3:57.12	(15.34)										
3	C	POL - POLAND								4:12.62 (8)			FD
		18.88	(18.88)	33.83	(14.95)	48.38	(14.55)	1:03.48	(15.10)	1:18.83	(15.35)		(15.35)
		1:34.55	(15.72)	1:50.08	(15.53)	2:06.14	(16.06)	2:22.07	(15.93)	2:37.82	(15.75)		(15.75)
		2:53.69	(15.87)	3:09.23	(15.54)	3:24.64	(15.41)	3:40.50	(15.86)	3:56.64	(16.14)		(16.14)
		4:12.62	(15.98)										
F	KAZ - KAZAKHSTAN	KAZ - KAZAKHSTAN								4:07.06 (6)			FC
		18.08	(18.08)	32.00	(13.92)	46.17	(14.17)	1:00.61	(14.44)	1:15.31	(14.70)		(14.70)
		1:30.14	(14.83)	1:44.83	(14.69)	1:59.45	(14.62)	2:14.32	(14.87)	2:29.63	(15.31)		(15.31)
		2:45.48	(15.85)	3:01.50	(16.02)	3:17.85	(16.35)	3:34.23	(16.38)	3:50.98	(16.75)		(16.75)
		4:07.06	(16.08)										
4	C	BLR - BELARUS								4:06.82 (5)			FC
		17.72	(17.72)	31.69	(13.97)	45.80	(14.11)	1:00.08	(14.28)	1:14.53	(14.45)		(14.45)
		1:29.29	(14.76)	1:44.50	(15.21)	1:59.87	(15.37)	2:15.10	(15.23)	2:30.76	(15.66)		(15.66)
		2:46.26	(15.50)	3:02.30	(16.04)	3:18.28	(15.98)	3:34.66	(16.38)	3:50.63	(15.97)		(15.97)
		4:06.82	(16.19)										
F	USA - UNITED STATES OF AMERICA	USA - UNITED STATES OF AMERICA								4:21.78 (9)			
		19.48	(19.48)	34.19	(14.71)	49.09	(14.90)	1:04.12	(15.03)	1:19.51	(15.39)		(15.39)
		1:34.87	(15.36)	1:50.55	(15.68)	2:06.61	(16.06)	2:22.93	(16.32)	2:39.01	(16.08)		(16.08)
		2:55.72	(16.71)	3:12.28	(16.56)	3:29.36	(17.08)	3:46.60	(17.24)	4:04.21	(17.61)		(17.61)
		4:21.78	(17.57)										





Distance Analysis in Heats

Heat	Start Position	Team								Time (Rank)		Note	Qualified
		Split Time	½ Lap Time	Split Time	½ Lap Time	Split Time	½ Lap Time	Split Time	½ Lap Time	Split Time	½ Lap Time	Split Time	½ Lap Time
5 C		RUS - RUSSIAN FEDERATION								4:08.18 (7)			FD
		18.53	(18.53)	32.87	(14.34)	46.79	(13.92)	1:00.92	(14.13)	1:14.83	(13.91)		
		1:29.32	(14.49)	1:43.99	(14.67)	1:58.99	(15.00)	2:13.81	(14.82)	2:28.91	(15.10)		
		2:44.53	(15.62)	3:00.56	(16.03)	3:16.92	(16.36)	3:33.77	(16.85)	3:50.66	(16.89)		
		4:08.18	(17.52)										
F		NED - NETHERLANDS								4:02.50 (3)			FB
		18.52	(18.52)	32.77	(14.25)	47.22	(14.45)	1:01.32	(14.10)	1:15.66	(14.34)		
		1:30.35	(14.69)	1:45.14	(14.79)	1:59.96	(14.82)	2:15.08	(15.12)	2:30.01	(14.93)		
		2:45.05	(15.04)	3:00.26	(15.21)	3:15.48	(15.22)	3:30.76	(15.28)	3:46.62	(15.86)		
		4:02.50	(15.88)										

Legend:			
*	Marks a record as of the time recorded, that was later surpassed		
=	Equal sign indicates that two or more teams share the same rank		
C	Crossing straight	F	Finishing straight
FB	Final B (Bronze medal heat)	FC	Final C (5th=6th ranking)
UR	Universiade Record	WR	World Record
		FA	Final A (Gold medal heat)
		FD	Final D (7th=8th ranking)





Almaty 2017

28TH WINTER UNIVERSIADE



SPEED SKATING

Men's Mass Start



Start List

Start Position	Helmet Number	Name	Country Code
1	1	OH Hyunmin	KOR
2	2	GHIOTTO Davide	ITA
3	3	RAZORENOV Aleksandr	RUS
4	4	OGAWA Shohya	JPN
5	5	HEIDEGGER Linus	AUT
6	6	KERSTEN Cornelius Giuseppe Gerardus	GBR
7	7	ICHINOHE Seitaro	JPN
8	8	GRUBEN Robin Nicolai Oppi	NOR
9	9	MEZENTSEV Fedor	KAZ
10	10	LEE Jinyeong	KOR
11	11	VREUGDENHIL Jacob Gerard	NED
12	12	BACHANEK Marcin	POL
13	13	TRENTINI Alessio	ITA
14	14	HAGER Armin	AUT
15	15	HUANG Ta-Yuan	TPE
16	16	MELINE Thomas	FRA



Results

ISU Officials:	
Starter	FALK Rune Ake Arne (SWE)

Rank	Helmet Number	Name	Country Code	Laps	S1	S2	S3	S4	Total	Time
1	7	ICHINOHE Seitaro	JPN	16			5	60	65	8:56.98
2	10	LEE Jinyeong	KOR	16				40	40	8:57.18
3	3	RAZORENOV Aleksandr	RUS	16				20	20	9:01.11
4	13	TRENTINI Alessio	ITA	16	5	5	3		13	9:11.11
5	16	MELINE Thomas	FRA	16	3	3			6	9:11.71
6	8	GRUBEN Robin Nicolai Oppi	NOR	16	1	1	1		3	9:09.39
7	1	OH Hyunmin	KOR	16						9:06.62
8	2	GHIOTTO Davide	ITA	16						9:06.65
9	4	OGAWA Shohya	JPN	16						9:11.38
10	5	HEIDEGGER Linus	AUT	16						9:13.93
11	14	HAGER Armin	AUT	16						9:16.42
12	11	VREUGDENHIL Jacob Gerard	NED	16						9:24.64
13	12	BACHANEK Marcin	POL	16						9:32.12
14	9	MEZENTSEV Fedor	KAZ	15						DNF
15	15	HUANG Ta-Yuan	TPE	15						DNF
16	6	KERSTEN Cornelius Giuseppe Gerardus	GBR	13						DNF

Legend:			
DNF	Did Not Finish	Sx	Sprint position (x=1-4)



Distance Analysis

Start Position	Helmet Number	Name					Country Code	Time		Note	Rank
	Split Time (Rank)	Split Time (Rank)	Split Time (Rank)	Split Time (Rank)	Split Time (Rank)	Split Time (Rank)	Split Time (Rank)	Split Time (Rank)			
1	1	OH Hyunmin					KOR	9:06.62			7
		1:04.40 (1)	1:51.95 (10)	2:28.08 (5)	2:59.87 (7)	3:33.03 (11)	4:04.03 (12)	4:36.94 (9)	5:07.53 (7)		
		5:36.14 (10)	6:05.32 (10)	6:42.62 (11)	7:13.99 (8)	7:41.33 (8)	8:09.26 (8)	8:38.60 (6)	9:06.62 (4)		
2	2	GHIOTTO Davide					ITA	9:06.65			8
		1:04.56 (2)	1:51.60 (7)	2:28.20 (6)	2:59.63 (5)	3:32.45 (6)	4:03.54 (7)	4:36.84 (8)	5:08.27 (13)		
		5:35.37 (7)	6:05.11 (8)	6:42.50 (8)	7:13.68 (7)	7:41.20 (7)	8:09.16 (7)	8:38.45 (5)	9:06.65 (5)		
3	3	RAZORENOV Aleksandr					RUS	9:01.11			3
		1:04.81 (4)	1:50.43 (4)	2:22.06 (4)	2:53.95 (4)	3:27.94 (4)	4:00.69 (5)	4:30.45 (5)	4:59.79 (6)		
		5:29.40 (4)	5:59.46 (4)	6:29.91 (5)	7:01.15 (5)	7:30.55 (3)	8:00.03 (3)	8:30.41 (3)	9:01.11 (3)		
4	4	OGAWA Shohya					JPN	9:11.38			9
		1:05.41 (10)	1:52.13 (12)	2:28.91 (13)	3:00.58 (13)	3:33.24 (13)	4:04.25 (14)	4:37.16 (11)	5:07.62 (8)		
		5:36.45 (11)	6:05.43 (11)	6:42.71 (12)	7:15.21 (11)	7:42.91 (11)	8:12.33 (11)	8:42.04 (9)	9:11.38 (8)		
5	5	HEIDEGGER Linus					AUT	9:13.93			10
		1:05.58 (11)	1:51.48 (6)	2:28.32 (7)	2:59.77 (6)	3:32.56 (7)	4:03.75 (9)	4:36.73 (7)	5:08.16 (12)		
		5:35.58 (9)	6:05.01 (7)	6:42.02 (7)	7:14.56 (9)	7:42.62 (10)	8:12.25 (10)	8:42.46 (10)	9:13.93 (10)		
6	6	KERSTEN Cornelius Giuseppe Gerardus					GBR			DNF	16
		1:04.94 (5)	1:51.72 (8)	2:28.39 (8)	2:59.96 (8)	3:32.65 (8)	4:04.01 (11)	4:37.30 (15)	5:08.50 (15)		
		5:38.82 (16)	6:10.26 (16)	6:45.49 (16)	7:22.18 (16)	7:59.88 (16)					
7	7	ICHINOHE Seitaro					JPN	8:56.98			1
		1:04.69 (3)	1:51.37 (5)	2:28.82 (12)	3:00.46 (12)	3:31.82 (5)	4:00.27 (4)	4:30.21 (4)	4:59.15 (4)		
		5:29.55 (5)	5:59.51 (5)	6:29.80 (4)	7:00.70 (1)	7:29.03 (1)	7:58.23 (1)	8:29.59 (2)	8:56.98 (1)		
8	8	GRUBEN Robin Nicolai Oppi					NOR	9:09.39			6
		1:05.27 (9)	1:39.43 (1)	2:10.80 (2)	2:41.92 (3)	3:13.87 (3)	3:46.71 (3)	4:19.66 (3)	4:51.09 (3)		
		5:23.25 (1)	5:56.73 (1)	6:28.87 (1)	7:00.96 (3)	7:33.23 (4)	8:05.58 (5)	8:38.31 (4)	9:09.39 (6)		
9	9	MEZENTSEV Fedor					KAZ			DNF	14
		1:05.05 (6)	1:52.22 (13)	2:28.62 (10)	3:00.17 (10)	3:33.13 (12)	4:04.14 (13)	4:37.03 (10)	5:08.36 (14)		
		5:35.48 (8)	6:05.21 (9)	6:42.59 (10)	7:15.52 (14)	7:48.66 (14)	8:22.70 (14)	8:59.61 (15)			
10	10	LEE Jinyeong					KOR	8:57.18			2
		1:05.73 (12)	1:52.43 (15)	2:29.15 (15)	3:00.73 (15)	3:33.35 (15)	4:02.74 (6)	4:30.86 (6)	4:59.70 (5)		
		5:29.67 (6)	5:59.78 (6)	6:30.12 (6)	7:01.03 (4)	7:29.61 (2)	7:58.51 (2)	8:29.25 (1)	8:57.18 (2)		
11	11	VREUGDENHIL Jacob Gerard					NED	9:24.64			12
		1:05.16 (7)	1:52.06 (11)	2:28.71 (11)	3:00.34 (11)	3:32.94 (10)	4:03.92 (10)	4:37.17 (13)	5:07.81 (10)		
		5:38.11 (14)	6:07.74 (14)	6:42.87 (14)	7:15.47 (13)	7:46.18 (12)	8:19.24 (13)	8:51.55 (12)	9:24.64 (12)		
12	12	BACHANEK Marcin					POL	9:32.12			13
		1:05.84 (13)	1:51.83 (9)	2:28.49 (9)	3:00.06 (9)	3:32.78 (9)	4:03.64 (8)	4:37.16 (12)	5:08.06 (11)		
		5:38.17 (15)	6:08.29 (15)	6:42.94 (15)	7:15.42 (12)	7:46.29 (13)	8:19.13 (12)	8:52.61 (13)	9:32.12 (13)		
13	13	TRENTINI Alessio					ITA	9:11.11			4
		1:05.26 (8)	1:39.53 (2)	2:10.78 (1)	2:39.13 (1)	3:11.31 (1)	3:46.60 (2)	4:19.55 (2)	4:50.36 (1)		
		5:23.82 (3)	5:56.98 (3)	6:29.14 (3)	7:00.84 (2)	7:33.77 (6)	8:06.02 (6)	8:38.98 (8)	9:11.11 (7)		



Distance Analysis

Start Position	Helmet Number	Name						Country Code	Time		Note	Rank
		Split Time (Rank)	Split Time (Rank)	Split Time (Rank)	Split Time (Rank)	Split Time (Rank)	Split Time (Rank)		Split Time (Rank)	Split Time (Rank)		
14	14	HAGER Armin						AUT	9:16.42			11
		1:05.96 (14)	1:52.32 (14)	2:29.03 (14)	3:00.67 (14)	3:33.31 (14)	4:04.39 (15)	4:37.28 (14)	5:07.71 (9)			
		5:36.63 (13)	6:05.56 (12)	6:42.81 (13)	7:14.66 (10)	7:41.87 (9)	8:11.00 (9)	8:42.66 (11)	9:16.42 (11)			
15	15	HUANG Ta-Yuan						TPE			DNF	15
		1:06.11 (15)	1:52.56 (16)	2:29.32 (16)	3:00.86 (16)	3:33.67 (16)	4:04.58 (16)	4:37.44 (16)	5:08.67 (16)			
		5:36.48 (12)	6:06.16 (13)	6:42.59 (9)	7:16.54 (15)	7:49.23 (15)	8:24.14 (15)	8:58.97 (14)				
16	16	MELINE Thomas						FRA	9:11.71			5
		1:06.26 (16)	1:40.05 (3)	2:10.96 (3)	2:41.13 (2)	3:12.05 (2)	3:46.49 (1)	4:19.45 (1)	4:50.89 (2)			
		5:23.71 (2)	5:56.88 (2)	6:29.03 (2)	7:01.16 (6)	7:33.39 (5)	8:05.47 (4)	8:38.97 (7)	9:11.71 (9)			

Legend:
DNF Did Not Finish





Start List

Start Position	Helmet Number	Name	Country Code
----------------	---------------	------	--------------

Semifinal 1

1	1	MEZENTSEV Fedor	KAZ
2	2	HARTMAN Steven	USA
3	3	HEIDEGGER Linus	AUT
4	4	OH Hyunmin	KOR
5	5	VAN OOSTEN Martijn Renier	NED
6	6	OGAWA Shohya	JPN
7	7	TRENTINI Alessio	ITA
8	8	WANG Shiwei	CHN
9	9	MELINE Thomas	FRA
10	10	BACHANEK Marcin	POL
11	11	KIRPICHNIK Aliaksei	BLR
12	12	KALJUVEE Kaspar	EST
13	13	GRUBEN Robin Nicolai Oppi	NOR
14	14	STAROSTIN Mikhail	RUS

Semifinal 2

1	1	HAGER Armin	AUT
2	2	LEE Jinyeong	KOR
3	3	HUANG Ta-Yuan	TPE
4	4	ICHINOHE Seitaro	JPN
5	5	RAZORENOV Aleksandr	RUS
6	6	DAHLE Magnus	NOR
7	7	ZHU Jiayao	CHN
8	8	KAPUSTSIN Anton	BLR
9	9	VREUGDENHIL Jacob Gerard	NED
10	10	GHIOTTO Davide	ITA
11	11	KERSTEN Cornelius Giuseppe Gerardus	GBR
12	12	ANDREYEV Fedor	KAZ
13	13	LUIK Aleks	EST
14	14	PALKA Szymon Edward	POL
15	15	MILLER Nathan	USA

Note:
The qualify for Final.



Results

ISU Officials:	
Starter	FALK Rune Ake Arne (SWE)

Rank	Helmet Number	Name	Country Code	Laps	S1	S2	S3	S4	Total	Time	
1	4	OH Hyunmin	KOR	16			5	60	65	9:22.05	Q
2	6	OGAWA Shohya	JPN	16			3	40	43	9:22.35	Q
3	3	HEIDEGGER Linus	AUT	16	1		1	20	22	9:23.55	Q
4	13	GRUBEN Robin Nicolai Oppi	NOR	16	5	1			6	9:48.02	Q
5	1	MEZENTSEV Fedor	KAZ	16		5			5	9:31.33	Q
6	10	BACHANEK Marcin	POL	16		3			3	9:28.66	Q
7	7	TRENTINI Alessio	ITA	16	3				3	9:29.14	Q
8	9	MELINE Thomas	FRA	16						9:24.62	Q
9	14	STAROSTIN Mikhail	RUS	16						9:25.49	
10	5	VAN OOSTEN Martijn Renier	NED	16						9:27.58	
11	11	KIRPICHNIK Aliaksei	BLR	16						9:27.96	
12	12	KALJUVEE Kaspar	EST	16						9:29.85	
13	2	HARTMAN Steven	USA	16						9:41.36	
	8	WANG Shiwei	CHN	7							DNF

Note:
If two or more skaters obtained the same points, the ties will be broken by time.

Legend:
DNF Did Not Finish **Q** Qualified for the Final **Sx** Sprint position (x=1-4)



Almaty 2017
28th WINTER UNIVERSIADE

Medeu High-Mountain Ice
Rink

MON 6 FEB 2017

Speed Skating

Men's Mass Start

Semifinal 1



Distance Analysis

Start Position	Helmet Number	Name					Country Code	Time		Note	Rank
	Split Time (Rank)	Split Time (Rank)	Split Time (Rank)	Split Time (Rank)	Split Time (Rank)	Split Time (Rank)	Split Time (Rank)	Split Time (Rank)			
1	9	MEZENTSEV Fedor					KAZ	9:31.33			5
		1:25.32 (3)	2:01.88 (7)	2:39.30 (11)	3:10.65 (8)	3:37.82 (7)	4:13.16 (2)	4:43.87 (2)	5:09.83 (1)		
		5:47.03 (1)	6:19.33 (12)	6:49.35 (12)	7:20.92 (12)	7:53.45 (12)	8:26.99 (12)	8:58.80 (11)	9:31.33 (11)		
2	2	HARTMAN Steven					USA	9:41.36			13
		1:25.60 (7)	2:01.75 (5)	2:39.13 (7)	3:10.86 (11)	3:38.49 (13)	4:13.29 (3)	4:45.67 (8)	5:15.94 (12)		
		5:47.43 (3)	6:16.02 (1)	6:47.34 (8)	7:19.74 (11)	7:53.25 (10)	8:26.61 (11)	9:00.84 (12)	9:41.36 (12)		
3	5	HEIDEGGER Linus					AUT	9:23.55			3
		1:25.46 (6)	2:02.11 (9)	2:39.15 (9)	3:07.56 (3)	3:37.33 (3)	4:13.46 (6)	4:45.63 (6)	5:15.46 (7)		
		5:48.04 (9)	6:16.43 (5)	6:44.64 (3)	7:12.29 (3)	7:45.48 (1)	8:21.19 (3)	8:53.02 (2)	9:23.55 (3)		
4	1	OH Hyunmin					KOR	9:22.05			1
		1:25.80 (10)	2:01.95 (8)	2:39.27 (10)	3:10.19 (7)	3:37.91 (9)	4:13.85 (13)	4:46.05 (13)	5:15.18 (5)		
		5:47.79 (5)	6:16.16 (2)	6:44.42 (2)	7:11.27 (1)	7:46.73 (3)	8:21.30 (4)	8:53.10 (3)	9:22.05 (1)		
5	5	VAN OOSTEN Martijn Renier					NED	9:27.58			10
		1:25.41 (5)	2:01.66 (4)	2:39.00 (5)	3:09.64 (5)	3:37.81 (6)	4:13.60 (9)	4:45.28 (5)	5:15.36 (6)		
		5:47.92 (7)	6:16.41 (4)	6:44.97 (4)	7:17.80 (7)	7:52.98 (7)	8:24.78 (7)	8:56.09 (7)	9:27.58 (6)		
6	4	OGAWA Shohya					JPN	9:22.35			2
		1:25.22 (1)	2:01.56 (3)	2:38.88 (2)	3:08.16 (4)	3:37.24 (2)	4:13.52 (7)	4:45.97 (12)	5:15.59 (8)		
		5:47.84 (6)	6:16.20 (3)	6:44.30 (1)	7:12.20 (2)	7:46.59 (2)	8:21.10 (2)	8:53.20 (4)	9:22.35 (2)		
7	13	TRENTINI Alessio					ITA	9:29.14			7
		1:25.62 (8)	2:01.80 (6)	2:39.13 (8)	3:07.36 (2)	3:37.54 (4)	4:13.58 (8)	4:45.71 (9)	5:15.74 (10)		
		5:48.09 (10)	6:17.99 (8)	6:47.79 (9)	7:17.56 (5)	7:53.07 (8)	8:26.29 (9)	8:58.20 (9)	9:29.14 (9)		
8	8	WANG Shiwei					CHN			DNF	
		1:25.99 (12)	2:02.45 (12)	2:39.03 (6)	3:11.02 (13)	3:38.09 (11)	4:13.70 (11)	4:45.65 (7)			
9	16	MELINE Thomas					FRA	9:24.62			8
		1:26.33 (14)	2:02.79 (14)	2:39.73 (14)	3:11.27 (14)	3:38.61 (14)	4:13.87 (14)	4:46.29 (14)	5:16.09 (13)		
		5:48.44 (13)	6:18.10 (9)	6:46.82 (6)	7:16.82 (4)	7:47.70 (4)	8:19.62 (1)	8:51.94 (1)	9:24.62 (4)		
10	12	BACHANEK Marcin					POL	9:28.66			6
		1:25.74 (9)	2:02.22 (10)	2:38.94 (4)	3:09.68 (6)	3:37.65 (5)	4:13.32 (4)	4:44.00 (3)	5:10.08 (2)		
		5:47.13 (2)	6:18.82 (10)	6:48.70 (11)	7:19.12 (9)	7:53.13 (9)	8:26.14 (8)	8:58.03 (8)	9:28.66 (8)		
11	11	KIRPICHNIK Aliaksei					BLR	9:27.96			11
		1:26.00 (13)	2:02.54 (13)	2:39.44 (12)	3:10.72 (9)	3:37.88 (8)	4:13.40 (5)	4:44.92 (4)	5:14.17 (4)		
		5:47.63 (4)	6:18.92 (11)	6:48.55 (10)	7:18.89 (8)	7:51.47 (5)	8:24.32 (5)	8:55.63 (6)	9:27.96 (7)		
12	12	KALJUVEE Kaspar					EST	9:29.85			12
		1:25.27 (2)	2:01.46 (2)	2:38.91 (3)	3:10.96 (12)	3:38.21 (12)	4:13.73 (12)	4:45.79 (11)	5:15.84 (11)		
		5:48.25 (12)	6:17.38 (6)	6:47.22 (7)	7:19.63 (10)	7:53.39 (11)	8:26.47 (10)	8:58.36 (10)	9:29.85 (10)		
13	8	GRUBEN Robin Nicolai Oppi					NOR	9:48.02			4
		1:25.41 (4)	1:58.66 (1)	2:27.79 (1)	2:57.23 (1)	3:33.99 (1)	4:07.43 (1)	4:40.21 (1)	5:12.04 (3)		
		5:48.19 (11)	6:20.89 (13)	6:53.79 (13)	7:27.70 (13)	8:02.10 (13)	8:36.28 (13)	9:10.44 (13)	9:48.02 (13)		
14	14	STAROSTIN Mikhail					RUS	9:25.49			9
		1:25.86 (11)	2:02.32 (11)	2:39.55 (13)	3:10.86 (10)	3:37.96 (10)	4:13.69 (10)	4:45.78 (10)	5:15.60 (9)		
		5:47.95 (8)	6:17.44 (7)	6:46.29 (5)	7:17.56 (6)	7:52.08 (6)	8:24.43 (6)	8:54.69 (5)	9:25.49 (5)		





Distance Analysis

Legend:
DNF Did Not Finish





Results

ISU Officials:	
Starter	FALK Rune Ake Arne (SWE)

Rank	Helmet Number	Name	Country Code	Laps	S1	S2	S3	S4	Total	Time	
1	10	GHIOTTO Davide	ITA	16			5	60	65	8:33.26	Q
2	5	RAZORENOV Aleksandr	RUS	16		3		40	43	8:39.31	Q
3	11	KERSTEN Cornelius Giuseppe Gerardus	GBR	16		1		20	21	8:39.92	Q
4	4	ICHINOHE Seitaro	JPN	16		5	3		8	8:42.02	Q
5	2	LEE Jinyeong	KOR	16	5		1		6	8:42.35	Q
6	9	VREUGDENHIL Jacob Gerard	NED	16	3				3	8:43.84	Q
7	1	HAGER Armin	AUT	16	1				1	8:48.33	Q
8	3	HUANG Ta-Yuan	TPE	16						8:40.22	Q
9	7	ZHU Jiayao	CHN	16						8:40.32	
10	14	PALKA Szymon Edward	POL	16						8:43.38	
11	12	ANDREYEV Fedor	KAZ	16						8:43.49	
12	8	KAPUSTSIN Anton	BLR	16						8:43.73	
13	15	MILLER Nathan	USA	16						8:44.24	
14	13	LUIK Aleks	EST	16						8:54.87	
15	6	DAHLE Magnus	NOR	16						9:08.91	

Legend:			
Q	Qualified for the Final	Sx	Sprint position (x=1-4)



Almaty 2017
28th WINTER UNIVERSIADE

Medeu High-Mountain Ice
Rink

MON 6 FEB 2017

Speed Skating

Men's Mass Start

Semifinal 2



Distance Analysis

Start Position	Helmet Number	Name					Country Code	Time		Note	Rank
	Split Time (Rank)	Split Time (Rank)	Split Time (Rank)	Split Time (Rank)	Split Time (Rank)	Split Time (Rank)	Split Time (Rank)	Split Time (Rank)			
1	14	HAGER Armin					AUT	8:48.33			7
		38.44 (1)	1:18.06 (14)	1:51.01 (1)	2:17.62 (3)	2:49.44 (8)	3:19.86 (8)	3:52.87 (8)	4:25.35 (8)		
		4:57.78 (7)	5:31.41 (8)	6:04.05 (7)	6:37.45 (6)	7:14.46 (7)	7:44.55 (9)	8:15.04 (12)	8:48.33 (13)		
2	10	LEE Jinyeong					KOR	8:42.35			5
		38.89 (6)	1:17.82 (9)	1:51.20 (2)	2:16.47 (1)	2:48.95 (6)	3:16.89 (5)	3:45.17 (5)	4:14.73 (5)		
		4:46.96 (5)	5:20.05 (5)	5:54.03 (5)	6:24.22 (3)	7:01.11 (5)	7:36.08 (5)	8:11.07 (4)	8:42.35 (7)		
3	15	HUANG Ta-Yuan					TPE	8:40.22			8
		39.06 (8)	1:18.28 (15)	1:53.73 (14)	2:21.35 (14)	2:49.97 (10)	3:20.09 (10)	3:52.97 (9)	4:25.44 (9)		
		4:57.84 (9)	5:31.50 (9)	6:04.13 (8)	6:37.52 (7)	7:14.69 (10)	7:44.63 (10)	8:13.74 (8)	8:40.22 (4)		
4	7	ICHINOHE Seitaro					JPN	8:42.02			4
		39.61 (13)	1:17.75 (7)	1:53.32 (12)	2:20.47 (8)	2:48.30 (3)	3:15.98 (3)	3:44.15 (2)	4:10.95 (1)		
		4:45.85 (4)	5:19.81 (4)	5:53.65 (2)	6:23.96 (2)	7:00.89 (4)	7:35.89 (4)	8:11.09 (5)	8:42.02 (6)		
5	3	RAZORENOV Aleksandr					RUS	8:39.31			2
		38.97 (7)	1:17.93 (11)	1:52.51 (9)	2:19.55 (5)	2:47.08 (2)	3:15.66 (1)	3:44.24 (3)	4:11.54 (2)		
		4:45.07 (3)	5:19.65 (3)	5:53.73 (3)	6:25.59 (4)	6:59.34 (3)	7:34.84 (2)	8:08.51 (3)	8:39.31 (2)		
6	6	DAHLE Magnus					NOR	9:08.91			15
		39.62 (14)	1:17.99 (13)	1:51.40 (4)	2:20.94 (10)	2:50.44 (12)	3:20.44 (13)	3:53.43 (13)	4:25.93 (13)		
		4:58.15 (13)	5:31.90 (12)	6:04.81 (12)	6:38.29 (14)	7:15.28 (14)	7:48.93 (15)	8:30.37 (15)	9:08.91 (15)		
7	7	ZHU Jiayao					CHN	8:40.32			9
		38.53 (2)	1:17.33 (1)	1:54.92 (15)	2:25.17 (15)	2:54.60 (15)	3:24.93 (15)	3:55.68 (15)	4:26.35 (14)		
		4:58.26 (14)	5:31.95 (13)	6:04.83 (13)	6:37.67 (9)	7:14.58 (9)	7:43.53 (6)	8:11.78 (6)	8:40.32 (5)		
8	8	KAPUSTSIN Anton					BLR	8:43.73			12
		39.17 (10)	1:17.90 (10)	1:53.01 (11)	2:21.04 (11)	2:50.55 (13)	3:20.18 (11)	3:53.07 (10)	4:25.54 (10)		
		4:57.96 (10)	5:31.63 (10)	6:04.21 (9)	6:37.70 (10)	7:14.89 (12)	7:44.83 (12)	8:14.59 (10)	8:43.73 (10)		
9	11	VREUGDENHIL Jacob Gerard					NED	8:43.84			6
		38.72 (4)	1:17.56 (3)	1:51.39 (3)	2:16.55 (2)	2:49.29 (7)	3:19.51 (6)	3:52.42 (6)	4:25.06 (6)		
		4:58.15 (12)	5:31.98 (14)	6:04.83 (13)	6:37.94 (12)	7:14.30 (6)	7:44.37 (8)	8:14.96 (11)	8:43.84 (11)		
10	2	GHIOTTO Davide					ITA	8:33.26			1
		38.62 (3)	1:17.44 (2)	1:52.14 (6)	2:19.30 (4)	2:46.99 (1)	3:15.78 (2)	3:44.04 (1)	4:12.07 (4)		
		4:42.11 (1)	5:12.74 (1)	5:44.35 (1)	6:16.77 (1)	6:49.55 (1)	7:22.19 (1)	7:55.68 (1)	8:33.26 (1)		
11	6	KERSTEN Cornelius Giuseppe Gerardus					GBR	8:39.92			3
		38.82 (5)	1:17.65 (5)	1:52.33 (8)	2:19.67 (7)	2:48.37 (4)	3:16.07 (4)	3:44.35 (4)	4:11.86 (3)		
		4:44.94 (2)	5:19.53 (2)	5:53.83 (4)	6:25.68 (5)	6:59.24 (2)	7:34.91 (3)	8:08.41 (2)	8:39.92 (3)		
12	12	ANDREYEV Fedor					KAZ	8:43.49			11
		39.09 (9)	1:17.59 (4)	1:52.25 (7)	2:19.60 (6)	2:48.81 (5)	3:19.77 (7)	3:52.78 (7)	4:25.23 (7)		
		4:57.63 (6)	5:31.29 (7)	6:03.89 (6)	6:37.63 (8)	7:14.51 (8)	7:43.88 (7)	8:12.60 (7)	8:43.49 (9)		
13	13	LUIK Aleks					EST	8:54.87			14
		39.76 (15)	1:17.71 (6)	1:52.90 (10)	2:20.71 (9)	2:49.60 (9)	3:20.64 (14)	3:53.58 (14)	4:26.50 (15)		
		4:58.72 (15)	5:32.20 (15)	6:06.24 (15)	6:40.11 (15)	7:15.41 (15)	7:47.56 (14)	8:20.96 (14)	8:54.87 (14)		





Distance Analysis

Start Position	Helmet Number	Name	Country Code	Time		Note	Rank						
				Split Time (Rank)	Split Time (Rank)								
14	14	PALKA Szymon Edward	POL	8:43.38			10						
				39.31 (11)	1:17.94 (12)			1:53.51 (13)	2:21.24 (12)	2:50.65 (14)	3:20.29 (12)	3:53.32 (12)	4:25.74 (12)
				4:58.05 (11)	5:31.74 (11)	6:04.34 (10)	6:37.82 (11)	7:14.81 (11)	7:44.75 (11)	8:14.47 (9)	8:43.38 (8)		
15	15	MILLER Nathan	USA	8:44.24			13						
				39.36 (12)	1:17.81 (8)			1:52.12 (5)	2:21.30 (13)	2:50.30 (11)	3:19.97 (9)	3:53.22 (11)	4:25.63 (11)
				4:57.83 (8)	5:31.27 (6)	6:04.56 (11)	6:38.18 (13)	7:14.95 (13)	7:45.38 (13)	8:15.13 (13)	8:44.24 (12)		