



Almaty 2017

28TH WINTER UNIVERSIADE



CURLING

	Curling	1
1	Table of Contents	2
2	Competition Schedule	7
3	Competition Officials	8
4	Medallists by Event	9
5	Women's	10
5.1	Entry List by Country	11
5.2	Session Results and Standings	12
5.2.1	Session Results and Standings - Session 1	12
5.2.2	Session Results and Standings - Session 2	13
5.2.3	Session Results and Standings - Session 3	14
5.2.4	Session Results and Standings - Session 4	15
5.2.5	Session Results and Standings - Session 5	16
5.2.6	Session Results and Standings - Session 6	17
5.2.7	Session Results and Standings - Session 7	18
5.2.8	Session Results and Standings - Session 8	19
5.2.9	Session Results and Standings - Session 9	20
5.2.10	Session Results and Standings - Tie-breaker Session	21
5.2.11	Session Results and Standings - Semi-finals	22
5.2.12	Session Results and Standings - Bronze Medal Game	23
5.2.13	Session Results and Standings - Gold Medal Game	24
5.3	Competition Summary	25
5.4	Final Standings	26
5.5	Competition Matrix	27
5.6	Draw Shot Challenge	28
5.7	Scoring Analysis	29
5.8	Summary of Big Ends	30
5.9	Medallists	31
5.10	Finals	32
5.10.1	Bronze Medal Game	32
5.10.1.1	Game - Shot by Shot SWE - SUI	32
5.10.1.2	Game Results SWE - SUI	42
5.10.2	Gold Medal Game	43
5.10.2.1	Game - Shot by Shot RUS - CAN	43
5.10.2.2	Game Results RUS - CAN	52
5.11	Semi-finals	53
5.11.1	Game Results SWE - CAN	53
5.11.2	Game Results SUI - RUS	54
5.12	Tie-breaker Session	55
5.12.1	Game - Shot by Shot SUI - GBR	55
5.12.2	Game Results SUI - GBR	65

5.13	Round Robin	66
5.13.1	Session 1	66
5.13.1.1	Game Results SWE - SUI	66
5.13.1.2	Game - Shot by Shot GBR - RUS	67
5.13.1.3	Game Results GBR - RUS	76
5.13.1.4	Game Results KAZ - GER	77
5.13.1.5	Game Results NOR - KOR	78
5.13.1.6	Game Results CHN - CAN	79
5.13.2	Session 2	80
5.13.2.1	Game Results RUS - NOR	80
5.13.2.2	Game Results SUI - KOR	81
5.13.2.3	Game - Shot by Shot CHN - SWE	82
5.13.2.4	Game Results CHN - SWE	92
5.13.2.5	Game Results CAN - GER	93
5.13.2.6	Game Results GBR - KAZ	94
5.13.3	Session 3	95
5.13.3.1	Game Results GER - GBR	95
5.13.3.2	Game - Shot by Shot SWE - CAN	96
5.13.3.3	Game Results SWE - CAN	106
5.13.3.4	Game Results SUI - NOR	107
5.13.3.5	Game Results KAZ - CHN	108
5.13.3.6	Game Results RUS - KOR	109
5.13.4	Session 4	110
5.13.4.1	Game Results KOR - CHN	110
5.13.4.2	Game - Shot by Shot KAZ - NOR	111
5.13.4.3	Game Results KAZ - NOR	118
5.13.4.4	Game Results CAN - RUS	119
5.13.4.5	Game Results GER - SWE	120
5.13.4.6	Game Results SUI - GBR	121
5.13.5	Session 5	122
5.13.5.1	Game Results KAZ - RUS	122
5.13.5.2	Game - Shot by Shot CHN - SUI	123
5.13.5.3	Game Results CHN - SUI	133
5.13.5.4	Game Results SWE - KOR	134
5.13.5.5	Game Results GBR - CAN	135
5.13.5.6	Game Results NOR - GER	136
5.13.6	Session 6	137
5.13.6.1	Game Results CHN - GER	137
5.13.6.2	Game Results RUS - SWE	138
5.13.6.3	Game - Shot by Shot NOR - GBR	139

5.13.6.4	Game Results NOR - GBR	149
5.13.6.5	Game Results KOR - KAZ	150
5.13.6.6	Game Results CAN - SUI	151
5.13.7	Session 7	152
5.13.7.1	Game Results GBR - KOR	152
5.13.7.2	Game Results CAN - KAZ	153
5.13.7.3	Game - Shot by Shot GER - SUI	154
5.13.7.4	Game Results GER - SUI	165
5.13.7.5	Game Results CHN - RUS	166
5.13.7.6	Game Results SWE - NOR	167
5.13.8	Session 8	168
5.13.8.1	Game Results SUI - KAZ	168
5.13.8.2	Game Results NOR - CHN	169
5.13.8.3	Game - Shot by Shot KOR - CAN	170
5.13.8.4	Game Results KOR - CAN	179
5.13.8.5	Game Results SWE - GBR	180
5.13.8.6	Game Results GER - RUS	181
5.13.9	Session 9	182
5.13.9.1	Game Results NOR - CAN	182
5.13.9.2	Game - Shot by Shot KOR - GER	183
5.13.9.3	Game Results KOR - GER	192
5.13.9.4	Game Results GBR - CHN	193
5.13.9.5	Game Results RUS - SUI	194
5.13.9.6	Game Results KAZ - SWE	195
6	Men's	196
6.1	Entry List by Country	197
6.2	Session Results and Standings	198
6.2.1	Session Results and Standings - Session 1	198
6.2.2	Session Results and Standings - Session 2	199
6.2.3	Session Results and Standings - Session 3	200
6.2.4	Session Results and Standings - Session 4	201
6.2.5	Session Results and Standings - Session 5	202
6.2.6	Session Results and Standings - Session 6	203
6.2.7	Session Results and Standings - Session 7	204
6.2.8	Session Results and Standings - Session 8	205
6.2.9	Session Results and Standings - Session 9	206
6.2.10	Session Results and Standings - Semi-finals	207
6.2.11	Session Results and Standings - Bronze Medal Game	208
6.2.12	Session Results and Standings - Gold Medal Game	209
6.3	Competition Summary	210

6.4	Final Standings	211
6.5	Competition Matrix	212
6.6	Draw Shot Challenge	213
6.7	Scoring Analysis	214
6.8	Summary of Big Ends	215
6.9	Medallists	216
6.10	Finals	217
6.10.1	Bronze Medal Game	217
6.10.1.1	Game Results NOR - CZE	217
6.10.2	Gold Medal Game	218
6.10.2.1	Game - Shot by Shot SWE - GBR	218
6.10.2.2	Game Results SWE - GBR	228
6.11	Semi-finals	229
6.11.1	Game - Shot by Shot NOR - GBR	229
6.11.2	Game Results NOR - GBR	239
6.11.3	Game Results SWE - CZE	240
6.12	Round Robin	241
6.12.1	Session 1	241
6.12.1.1	Game Results KOR - USA	241
6.12.1.2	Game Results CAN - KAZ	242
6.12.1.3	Game - Shot by Shot GBR - RUS	243
6.12.1.4	Game Results GBR - RUS	253
6.12.1.5	Game Results SWE - CZE	254
6.12.1.6	Game Results NOR - JPN	255
6.12.2	Session 2	256
6.12.2.1	Game Results KAZ - SWE	256
6.12.2.2	Game Results USA - CZE	257
6.12.2.3	Game - Shot by Shot NOR - KOR	258
6.12.2.4	Game Results NOR - KOR	266
6.12.2.5	Game Results JPN - RUS	267
6.12.2.6	Game Results CAN - GBR	268
6.12.3	Session 3	269
6.12.3.1	Game Results RUS - CAN	269
6.12.3.2	Game Results KOR - JPN	270
6.12.3.3	Game - Shot by Shot USA - SWE	271
6.12.3.4	Game Results USA - SWE	281
6.12.3.5	Game Results GBR - NOR	282
6.12.3.6	Game Results KAZ - CZE	283
6.12.4	Session 4	284
6.12.4.1	Game Results CZE - NOR	284

6.12.4.2	Game Results GBR - SWE	285
6.12.4.3	Game - Shot by Shot JPN - KAZ	286
6.12.4.4	Game Results JPN - KAZ	296
6.12.4.5	Game Results RUS - KOR	297
6.12.4.6	Game Results USA - CAN	298
6.12.5	Session 5	299
6.12.5.1	Game Results GBR - KAZ	299
6.12.5.2	Game Results NOR - USA	300
6.12.5.3	Game - Shot by Shot KOR - CZE	301
6.12.5.4	Game Results KOR - CZE	312
6.12.5.5	Game Results CAN - JPN	313
6.12.5.6	Game Results SWE - RUS	314
6.12.6	Session 6	315
6.12.6.1	Game Results NOR - RUS	315
6.12.6.2	Game Results KAZ - KOR	316
6.12.6.3	Game - Shot by Shot SWE - CAN	317
6.12.6.4	Game Results SWE - CAN	327
6.12.6.5	Game Results CZE - GBR	328
6.12.6.6	Game Results JPN - USA	329
6.12.7	Session 7	330
6.12.7.1	Game Results CAN - CZE	330
6.12.7.2	Game Results JPN - GBR	331
6.12.7.3	Game - Shot by Shot RUS - USA	332
6.12.7.4	Game Results RUS - USA	342
6.12.7.5	Game Results NOR - KAZ	343
6.12.7.6	Game Results KOR - SWE	344
6.12.8	Session 8	345
6.12.8.1	Game Results USA - GBR	345
6.12.8.2	Game Results SWE - NOR	346
6.12.8.3	Game - Shot by Shot CZE - JPN	347
6.12.8.4	Game Results CZE - JPN	355
6.12.8.5	Game Results KOR - CAN	356
6.12.8.6	Game Results RUS - KAZ	357
6.12.9	Session 9	358
6.12.9.1	Game Results SWE - JPN	358
6.12.9.2	Game Results CZE - RUS	359
6.12.9.3	Game - Shot by Shot CAN - NOR	360
6.12.9.4	Game Results CAN - NOR	370
6.12.9.5	Game Results KAZ - USA	371
6.12.9.6	Game Results GBR - KOR	372



Almaty 2017
28TH WINTER UNIVERSIADE



Competition Schedule

As of SAT 28 JAN 2017

Date	Start Time	Session	Sheet A	Sheet B	Sheet C	Sheet D	Sheet E
MON 30 JAN	9:00	w1	swe - sui	gbr - rus	kaz - ger	nor - kor	chn - can
	14:00	M1	KOR - USA	CAN - KAZ	GBR - RUS	SWE - CZE	NOR - JPN
	19:00	w2	rus - nor	sui - kor	chn - swe	can - ger	gbr - kaz
TUE 31 JAN	9:00	M2	KAZ - SWE	USA - CZE	NOR - KOR	JPN - RUS	CAN - GBR
	14:00	w3	ger - gbr	swe - can	sui - nor	kaz - chn	rus - kor
	19:00	M3	RUS - CAN	KOR - JPN	USA - SWE	GBR - NOR	KAZ - CZE
WED 1 FEB	9:00	w4	kor - chn	kaz - nor	can - rus	ger - swe	sui - gbr
	14:00	M4	CZE - NOR	GBR - SWE	JPN - KAZ	RUS - KOR	USA - CAN
	19:00	w5	kaz - rus	chn - sui	swe - kor	gbr - can	nor - ger
THU 2 FEB	9:00	M5	GBR - KAZ	NOR - USA	KOR - CZE	CAN - JPN	SWE - RUS
	14:00	w6	chn - ger	rus - swe	nor - gbr	kor - kaz	can - sui
	19:00	M6	NOR - RUS	KAZ - KOR	SWE - CAN	CZE - GBR	JPN - USA
FRI 3 FEB	9:00	w7	gbr - kor	can - kaz	ger - sui	chn - rus	swe - nor
	14:00	M7	CAN - CZE	JPN - GBR	RUS - USA	NOR - KAZ	KOR - SWE
	19:00	w8	sui - kaz	nor - chn	kor - can	swe - gbr	ger - rus
SAT 4 FEB	9:00	M8	USA - GBR	SWE - NOR	CZE - JPN	KOR - CAN	RUS - KAZ
	14:00	w9	nor - can	kor - ger	gbr - chn	rus - sui	kaz - swe
	19:00	M9	SWE - JPN	CZE - RUS	CAN - NOR	KAZ - USA	GBR - KOR
SUN 5 FEB	9:00	Tie-breaker Session (if necessary)					
MON 6 FEB	9:00	Men's and Women's Semi-Finals					
	16:00	Men's and Women's Bronze Medal Games					
TUE 7 FEB	9:00	Women's Gold Medal Game					
	14:00	Men's Gold Medal Game					

Note:

Lowercase - women UPPERCASE - MEN

First named team in each game plays red-handled stones and wears dark coloured upper playing garments.

Legend:

Mn Men's session n

wn Women's session n





Competition Officials

As of SAT 28 JAN 2017

Function	Name	Organisation
FISU Technical Delegate:	JOHNSTON Jeanette	GBR - United Kingdom
WCF Technical Delegate:	ARNOLD Scott	CAN - Canada
Chief Umpire:	WALDROFF Brett	CAN - Canada
Deputy Chief Umpire:	BORTHWICK Dor	GBR - United Kingdom
Game Umpires:	HUCKLE Anja ISAK Vladimir LILL Erkki ROURKE Bill	GER - Germany RUS - Russian Federation EST - Estonia CAN - Canada
Chief Ice Technician:	CALLAN Mark	GBR - United Kingdom
Deputy Chief Ice Technician:	DANBROOK Jamie	CAN - Canada
Chief Timer:	HUSTLER James	GBR - United Kingdom
Deputy Chief Timer:	LIM Myungsup	KOR - Republic of Korea



Medallist by Event

As of TUE 7 FEB 2017 at 16:32

Event	Date	Medal	Name	Country Code
Women	TUE 7 FEB	GOLD	ROCQUE Kelsey SCHMIEMANN Danielle McDONALD Taylor THEROUX Taylore CODERRE Garry	CAN
		SILVER	MOISEEVA Victoria VASILEVA Uliana ARSENKINA Galina PORTUNOVA Julia DUYUNOVA Maria BELANOV Sergei	RUS
		BRONZE	WRANAA Isabella WAHLIN Jennie WINQVIST DE VAL Almida SJOEBERG Fanny KREVIAZUK Alison	SWE
Men	TUE 7 FEB	GOLD	MOUAT Bruce LAMMIE Bobby CANNON Gregor SLOAN Derrick SCHREIBER Alasdair BREWSTER Cate	GBR
		SILVER	MABERGS Patrik ESKILSSON Gustav NYMAN Fredrik PATZ Johannes PATZ Flemming	SWE
		BRONZE	WALSTAD Steffen HOEIBERG Markus NEDREGOTTEN Magnus ROELVAAG Sander LINDSTROEM Alexander	NOR



Almaty 2017

28TH WINTER UNIVERSIADE



CURLING

Women's



Entry List by Country

As of SAT 28 JAN 2017

CAN - Canada		
4 S	ROCQUE Kelsey	R
3 V	SCHMIEMANN Danielle	R
2	McDONALD Taylor	R
1	THEROUX Taylore	R
A	-	
C	CODERRE Garry	

CHN - People's Republic of China		
4 S	MEI Jie	R
3 V	MA Jingyi	R
2	YIN Yanxin	R
1	SUN Chengyu	R
A	CAO Ying	R
C	YUE Qingshuang	

GBR - United Kingdom		
4 S	AITKEN Gina	R
3 V	KERR Rowena	L
2	HALLIDAY Rachael	R
1	HANNEN Rachel	R
A	WARD Angharad	R
C	MILNE Mairi	

GER - Germany		
4 S	BEER Maike	R
3	BEER Claudia	R
2 V	ABBES Emira	R
1	MUSKATEWITZ Nicole	R
A	-	
C	GOLDEMANN Sven	

KAZ - Kazakhstan		
4 S	YUNICHEVA Ramina	R
3 V	SURGAY Anastassiya	R
2	BAKANOVA Kamila	R
1	ALLIYAROVA Sitara	R
A	KAKHAROVA Zarina	R
C	TEN Olga	

KOR - Republic of Korea		
4 S	KIM Eunjung	R
3 V	KIM Kyeongae	R
2	KIM Seonyeong	R
1	KIM Yeongmi	R
A	-	
C	KIM Minjung	

NOR - Norway		
4 S	TRULSEN Pia	R
3	SKAGA Ingvild	R
2 V	FORBREGD Mari	R
1	HAALIEN Stine	R
A	-	
C	MOE Petter	

RUS - Russian Federation		
4 S	MOISEEVA Victoria	R
3 V	VASILEVA Uliana	R
2	ARSENKINA Galina	R
1	PORTUNOVA Julia	R
A	DUYUNOVA Maria	R
C	BELANOV Sergei	

SUI - Switzerland		
4 V	HUERLIMANN Briar	R
3 S	STERN Elena	R
2	STERN Anna	R
1	KOLLER Celine	R
A	ISELI Noelle	R
C	HESS Pascal	

SWE - Sweden		
4 S	WRANAA Isabella	R
3	WAHLIN Jennie	R
2 V	WINQVIST DE VAL Almida	R
1	SJOEBERG Fanny	R
A	-	
C	KREVIAZUK Alison	

Note:

Team position and functions are attached to each team member's name as follows:

4 = Fourth, 3 = Third, 2 = Second, 1 = Lead, A = Alternate, S = Skip, V = Vice-Skip, C = Coach

Legend:

L Left-handed

R Right-handed



Session Results and Standings

Sheet	Game	Team	LSFE	1	2	3	4	5	6	7	8	9	10	Extra Ends	Total
A	1	SWE - Sweden	*	1	0	0	3	0	0	2	0	0	0		6
	1	SUI - Switzerland		0	0	1	0	3	0	0	2	0	1		7
B	1	GBR - United Kingdom		0	0	0	1	0	1	0	0	1	X		3
	1	RUS - Russian Federation	*	2	1	1	0	1	0	2	0	0	X		7
C	1	KAZ - Kazakhstan		0	0	0	1	0	1	0	X	X	X		2
	1	GER - Germany	*	3	1	1	0	4	0	4	X	X	X		13
D	1	NOR - Norway		0	0	1	2	1	0	0	0	2	0		6
	1	KOR - Republic of Korea	*	0	1	0	0	0	3	1	3	0	1		9
E	1	CHN - People's Republic of China	*	2	0	2	1	0	1	0	0	0	2	1	9
	1	CAN - Canada		0	1	0	0	2	0	3	1	1	0	0	8

Current Standings

Rank	Team	Games	Wins	Losses
1	CHN - People's Republic of China	1	1	0
1	GER - Germany	1	1	0
1	KOR - Republic of Korea	1	1	0
1	RUS - Russian Federation	1	1	0
1	SUI - Switzerland	1	1	0
6	CAN - Canada	1	0	1
6	GBR - United Kingdom	1	0	1
6	KAZ - Kazakhstan	1	0	1
6	NOR - Norway	1	0	1
6	SWE - Sweden	1	0	1

Note:

Under WCF rules, tie-breaking rules for standings are not applied until after the last game of the Round Robin.

Legend:

LSFE(*) Last Stone First End

X Unfinished end due to concession



Session Results and Standings

Sheet	Game	Team	LSFE	1	2	3	4	5	6	7	8	9	10	Extra Ends	Total
A	2	RUS - Russian Federation	*	2	0	1	0	2	2	0	2	X	X		9
	2	NOR - Norway		0	1	0	1	0	0	1	0	X	X		3
B	2	SUI - Switzerland		0	0	0	2	0	2	0	0	2	2		8
	2	KOR - Republic of Korea	*	0	2	1	0	2	0	2	0	0	0		7
C	2	CHN - People's Republic of China		0	0	0	1	0	1	1	0	1	1		5
	2	SWE - Sweden	*	2	0	0	0	1	0	0	3	0	0		6
D	2	CAN - Canada	*	0	0	0	1	0	2	0	2	1	X		6
	2	GER - Germany		0	0	0	0	1	0	1	0	0	X		2
E	2	GBR - United Kingdom		0	4	1	0	2	0	3	X	X	X		10
	2	KAZ - Kazakhstan	*	1	0	0	2	0	1	0	X	X	X		4

Current Standings

Rank	Team	Games	Wins	Losses
1	RUS - Russian Federation	2	2	0
1	SUI - Switzerland	2	2	0
3	CAN - Canada	2	1	1
3	CHN - People's Republic of China	2	1	1
3	GBR - United Kingdom	2	1	1
3	GER - Germany	2	1	1
3	KOR - Republic of Korea	2	1	1
3	SWE - Sweden	2	1	1
9	KAZ - Kazakhstan	2	0	2
9	NOR - Norway	2	0	2

Note:

Under WCF rules, tie-breaking rules for standings are not applied until after the last game of the Round Robin.

Legend:

LSFE(*) Last Stone First End X Unfinished end due to concession



Session Results and Standings

Sheet	Game	Team	LSFE	1	2	3	4	5	6	7	8	9	10	Extra Ends	Total
A	3	GER - Germany	*	0	2	0	1	0	0	2	0	2	0		7
	3	GBR - United Kingdom		0	0	3	0	0	2	0	1	0	2		8
B	3	SWE - Sweden		0	0	0	0	0	2	0	0	1	0		3
	3	CAN - Canada	*	0	2	0	0	1	0	1	0	0	1		5
C	3	SUI - Switzerland	*	0	1	1	0	2	0	1	0	1	1		7
	3	NOR - Norway		0	0	0	1	0	2	0	1	0	0		4
D	3	KAZ - Kazakhstan		0	0	0	0	0	0	X	X	X	X		0
	3	CHN - People's Republic of China	*	1	1	1	2	3	2	X	X	X	X		10
E	3	RUS - Russian Federation	*	0	1	0	1	0	2	0	0	0	X		4
	3	KOR - Republic of Korea		0	0	2	0	2	0	2	1	0	X		7

Current Standings

Rank	Team	Games	Wins	Losses
1	SUI - Switzerland	3	3	0
2	CAN - Canada	3	2	1
2	CHN - People's Republic of China	3	2	1
2	GBR - United Kingdom	3	2	1
2	KOR - Republic of Korea	3	2	1
2	RUS - Russian Federation	3	2	1
7	GER - Germany	3	1	2
7	SWE - Sweden	3	1	2
9	KAZ - Kazakhstan	3	0	3
9	NOR - Norway	3	0	3

Note:

Under WCF rules, tie-breaking rules for standings are not applied until after the last game of the Round Robin.

Legend:

LSFE(*) Last Stone First End X Unfinished end due to concession



Session Results and Standings

Sheet	Game	Team	LSFE	1	2	3	4	5	6	7	8	9	10	Extra Ends	Total
A	4	KOR - Republic of Korea		1	0	0	2	0	2	0	3	0	1		9
	4	CHN - People's Republic of China	*	0	1	1	0	3	0	2	0	1	0		8
B	4	KAZ - Kazakhstan	*	0	1	0	0	0	3	0	X	X	X		4
	4	NOR - Norway		3	0	3	1	2	0	1	X	X	X		10
C	4	CAN - Canada	*	0	2	0	1	0	2	0	2	0	X		7
	4	RUS - Russian Federation		0	0	1	0	1	0	1	0	1	X		4
D	4	GER - Germany		0	3	0	1	0	3	0	0	0	1	0	8
	4	SWE - Sweden	*	2	0	2	0	0	0	3	1	0	0	4	12
E	4	SUI - Switzerland		0	0	0	1	1	0	1	0	2	0		5
	4	GBR - United Kingdom	*	0	0	1	0	0	2	0	1	0	2		6

Current Standings

Rank	Team	Games	Wins	Losses
1	CAN - Canada	4	3	1
1	GBR - United Kingdom	4	3	1
1	KOR - Republic of Korea	4	3	1
1	SUI - Switzerland	4	3	1
5	CHN - People's Republic of China	4	2	2
5	RUS - Russian Federation	4	2	2
5	SWE - Sweden	4	2	2
8	GER - Germany	4	1	3
8	NOR - Norway	4	1	3
10	KAZ - Kazakhstan	4	0	4

Note:

Under WCF rules, tie-breaking rules for standings are not applied until after the last game of the Round Robin.

Legend:

LSFE(*) Last Stone First End X Unfinished end due to concession



Session Results and Standings

Sheet	Game	Team	LSFE	1	2	3	4	5	6	7	8	9	10	Extra Ends	Total
A	5	KAZ - Kazakhstan		0	0	1	0	0	0	X	X	X	X		1
	5	RUS - Russian Federation	*	5	3	0	1	1	4	X	X	X	X		14
B	5	CHN - People's Republic of China		0	0	0	2	0	0	0	1	0	1		4
	5	SUI - Switzerland	*	0	0	3	0	0	1	1	0	1	0		6
C	5	SWE - Sweden	*	0	1	0	0	2	0	0	0	1	2		6
	5	KOR - Republic of Korea		0	0	2	1	0	0	0	2	0	0		5
D	5	GBR - United Kingdom	*	1	0	1	0	2	0	2	0	3	X		9
	5	CAN - Canada		0	1	0	1	0	1	0	2	0	X		5
E	5	NOR - Norway	*	0	0	0	1	0	1	0	0	X	X		2
	5	GER - Germany		1	2	1	0	3	0	2	1	X	X		10

Current Standings

Rank	Team	Games	Wins	Losses
1	GBR - United Kingdom	5	4	1
1	SUI - Switzerland	5	4	1
3	CAN - Canada	5	3	2
3	KOR - Republic of Korea	5	3	2
3	RUS - Russian Federation	5	3	2
3	SWE - Sweden	5	3	2
7	CHN - People's Republic of China	5	2	3
7	GER - Germany	5	2	3
9	NOR - Norway	5	1	4
10	KAZ - Kazakhstan	5	0	5

Note:

Under WCF rules, tie-breaking rules for standings are not applied until after the last game of the Round Robin.

Legend:

LSFE(*) Last Stone First End X Unplayed/unfinished end due to concession



Session Results and Standings

Sheet	Game	Team	LSFE	1	2	3	4	5	6	7	8	9	10	Extra Ends	Total
A	6	CHN - People's Republic of China	*	0	0	1	0	0	2	0	3	0	1		7
	6	GER - Germany		0	1	0	3	1	0	1	0	0	0		6
B	6	RUS - Russian Federation		0	0	3	0	0	0	2	1	0	0		6
	6	SWE - Sweden	*	0	1	0	1	1	0	0	0	1	1		5
C	6	NOR - Norway	*	0	0	0	2	2	1	0	0	1	0		6
	6	GBR - United Kingdom		0	1	1	0	0	0	2	1	0	2		7
D	6	KOR - Republic of Korea	*	7	0	4	0	2	1	X	X	X	X		14
	6	KAZ - Kazakhstan		0	1	0	1	0	0	X	X	X	X		2
E	6	CAN - Canada	*	0	1	0	2	1	0	0	1	0	0	1	6
	6	SUI - Switzerland		0	0	0	0	0	0	2	0	2	1	0	5

Current Standings

Rank	Team	Games	Wins	Losses
1	GBR - United Kingdom	6	5	1
2	CAN - Canada	6	4	2
2	KOR - Republic of Korea	6	4	2
2	RUS - Russian Federation	6	4	2
2	SUI - Switzerland	6	4	2
6	CHN - People's Republic of China	6	3	3
6	SWE - Sweden	6	3	3
8	GER - Germany	6	2	4
9	NOR - Norway	6	1	5
10	KAZ - Kazakhstan	6	0	6

Note:

Under WCF rules, tie-breaking rules for standings are not applied until after the last game of the Round Robin.

Legend:

LSFE(*) Last Stone First End

X Unplayed/unfinished end due to concession



Session Results and Standings

Sheet	Game	Team	LSFE	1	2	3	4	5	6	7	8	9	10	Extra Ends	Total
A	7	GBR - United Kingdom		0	1	0	2	0	1	0	3	0	2		9
	7	KOR - Republic of Korea	*	1	0	2	0	1	0	1	0	1	0		6
B	7	CAN - Canada	*	3	1	0	6	1	2	X	X	X	X		13
	7	KAZ - Kazakhstan		0	0	2	0	0	0	X	X	X	X		2
C	7	GER - Germany		0	0	0	0	1	0	0	1	1	1	0	4
	7	SUI - Switzerland	*	0	1	0	2	0	0	1	0	0	0	1	5
D	7	CHN - People's Republic of China		0	2	0	1	0	0	2	0	1	1		7
	7	RUS - Russian Federation	*	2	0	2	0	1	2	0	1	0	0		8
E	7	SWE - Sweden	*	0	3	0	3	4	0	2	X	X	X		12
	7	NOR - Norway		0	0	1	0	0	1	0	X	X	X		2

Current Standings

Rank	Team	Games	Wins	Losses
1	GBR - United Kingdom	7	6	1
2	CAN - Canada	7	5	2
2	RUS - Russian Federation	7	5	2
2	SUI - Switzerland	7	5	2
5	KOR - Republic of Korea	7	4	3
5	SWE - Sweden	7	4	3
7	CHN - People's Republic of China	7	3	4
8	GER - Germany	7	2	5
9	NOR - Norway	7	1	6
10	KAZ - Kazakhstan	7	0	7

Note:

Under WCF rules, tie-breaking rules for standings are not applied until after the last game of the Round Robin.

Legend:

LSFE(*) Last Stone First End X Unplayed/unfinished end due to concession



Session Results and Standings

Sheet	Game	Team	LSFE	1	2	3	4	5	6	7	8	9	10	Extra Ends	Total
A	8	SUI - Switzerland		0	1	1	0	4	2	X	X	X	X		8
	8	KAZ - Kazakhstan	*	1	0	0	2	0	0	X	X	X	X		3
B	8	NOR - Norway	*	2	0	1	0	0	0	2	0	1	0		6
	8	CHN - People's Republic of China		0	2	0	3	1	1	0	1	0	1		9
C	8	KOR - Republic of Korea		0	0	0	1	0	0	1	0	0	X		2
	8	CAN - Canada	*	0	0	1	0	2	0	0	2	3	X		8
D	8	SWE - Sweden	*	0	2	0	1	0	2	0	2	0	1		8
	8	GBR - United Kingdom		0	0	1	0	2	0	2	0	2	0		7
E	8	GER - Germany	*	3	0	1	2	0	0	1	0	1	X		8
	8	RUS - Russian Federation		0	1	0	0	2	1	0	2	0	X		6

Current Standings

Rank	Team	Games	Wins	Losses
1	CAN - Canada	8	6	2
1	GBR - United Kingdom	8	6	2
1	SUI - Switzerland	8	6	2
4	RUS - Russian Federation	8	5	3
4	SWE - Sweden	8	5	3
6	CHN - People's Republic of China	8	4	4
6	KOR - Republic of Korea	8	4	4
8	GER - Germany	8	3	5
9	NOR - Norway	8	1	7
10	KAZ - Kazakhstan	8	0	8

Note:

Under WCF rules, tie-breaking rules for standings are not applied until after the last game of the Round Robin.

Legend:

LSFE(*) Last Stone First End

X Unplayed/unfinished end due to concession



Session Results and Standings

Sheet	Game	Team	LSFE	1	2	3	4	5	6	7	8	9	10	Extra Ends	Total
A	9	NOR - Norway	*	2	1	0	1	0	0	1	0	0	X		5
	9	CAN - Canada		0	0	3	0	1	2	0	2	2	X		10
B	9	KOR - Republic of Korea	*	3	0	1	0	2	0	0	0	2	X		8
	9	GER - Germany		0	1	0	2	0	0	0	1	0	X		4
C	9	GBR - United Kingdom	*	0	0	2	0	1	0	0	0	1	0		4
	9	CHN - People's Republic of China		0	1	0	2	0	0	2	1	0	2		8
D	9	RUS - Russian Federation	*	0	1	1	0	0	4	0	3	X	X		9
	9	SUI - Switzerland		1	0	0	0	0	0	2	0	X	X		3
E	9	KAZ - Kazakhstan	*	2	0	0	2	0	1	0	0	X	X		5
	9	SWE - Sweden		0	4	1	0	3	0	1	4	X	X		13

Standings after Round Robin

Rank	Team	Games	Wins	Losses				
1	CAN - Canada	9	7	2			Q	
2	RUS - Russian Federation	9	6	3			Q	w3
3	SWE - Sweden	9	6	3			Q	w1,1 DSC 56.86cm
3	SUI - Switzerland	9	6	3			TB	w1,1 DSC 61.13cm
3	GBR - United Kingdom	9	6	3			TB	w1,1 DSC 68.94cm
6	KOR - Republic of Korea	9	5	4				w1
7	CHN - People's Republic of China	9	5	4				w0
8	GER - Germany	9	3	6				
9	NOR - Norway	9	1	8				
10	KAZ - Kazakhstan	9	0	9				

Tie-breaker schedule:

SUN 5 FEB 9:00 SUI - GBR

Legend:			
DSC	Draw Shot Challenge	LSFE(*)	Last Stone First End
TB	Involved in the tie-breaker	wn	Number of wins (n) against tied teams
		Q	Qualified for the semi-finals
		X	Unplayed/unfinished end due to concession



Session Results and Standings

Sheet	Game	Team	LSFE	1	2	3	4	5	6	7	8	9	10	Extra Ends	Total
E	10	SUI - Switzerland		0	1	0	2	0	1	0	0	2	X		6
	10	GBR - United Kingdom	*	0	0	2	0	0	0	2	0	0	X		4

Standings after Round Robin and Tie-breakers

Rank	Team	Games	Wins	Losses	TB W-L
1	CAN - Canada	9	7	2	Q
2	RUS - Russian Federation	9	6	3	Q
3	SUI - Switzerland	9	6	3	1 - 0 Q w1
4	SWE - Sweden	9	6	3	Q w0
5	GBR - United Kingdom	9	6	3	0 - 1
6	KOR - Republic of Korea	9	5	4	w1
7	CHN - People's Republic of China	9	5	4	w0
8	GER - Germany	9	3	6	
9	NOR - Norway	9	1	8	
10	KAZ - Kazakhstan	9	0	9	

Legend:

LSFE(*) Last Stone First End

Q Qualified for the semi-finals

TB W-L Tie-breaker Wins-Losses

wn Number of wins (n) against tied teams

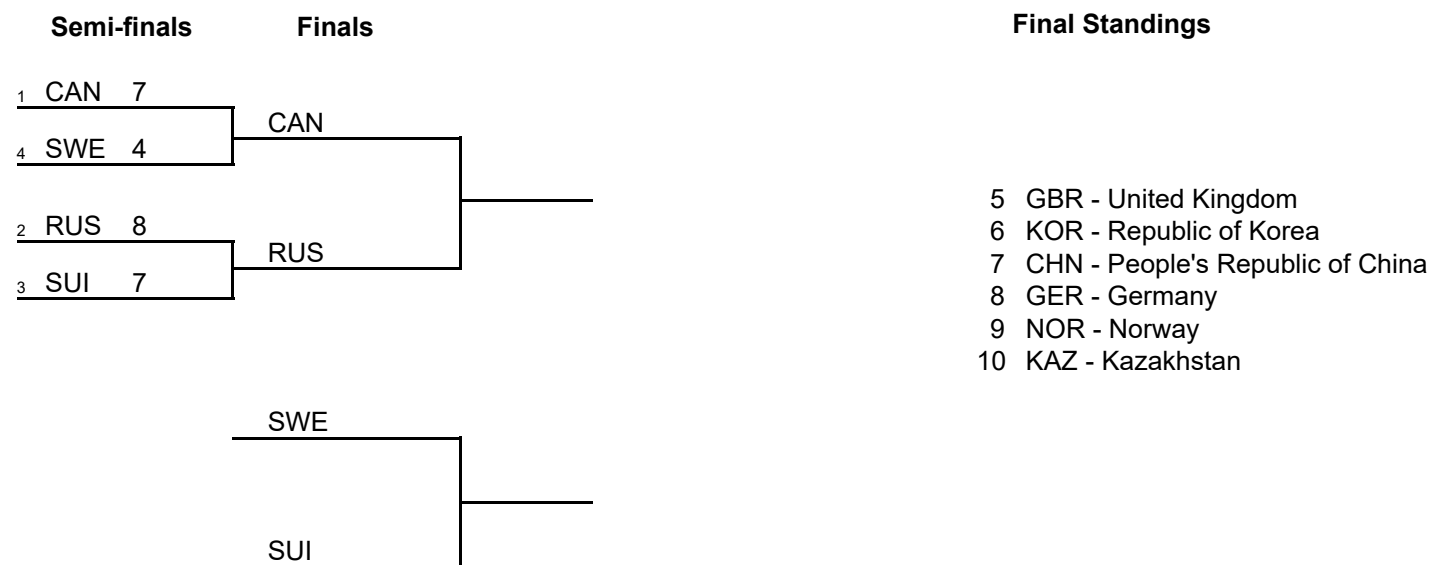
X Unplayed/unfinished end due to concession



Session Results and Standings

Sheet	Game	Team	LSFE	1	2	3	4	5	6	7	8	9	10	Extra Ends	Total
C	11	SUI - Switzerland		0	0	3	0	0	1	0	2	0	1	0	7
	10	RUS - Russian Federation	*	0	3	0	2	0	0	1	0	1	0	1	8
D	10	SWE - Sweden		0	0	0	1	0	1	0	2	0	X		4
	10	CAN - Canada	*	0	1	1	0	2	0	2	0	1	X		7

Championship Bracket



Legend:
 LSFE(*) Last Stone First End X Unplayed/unfinished end due to concession

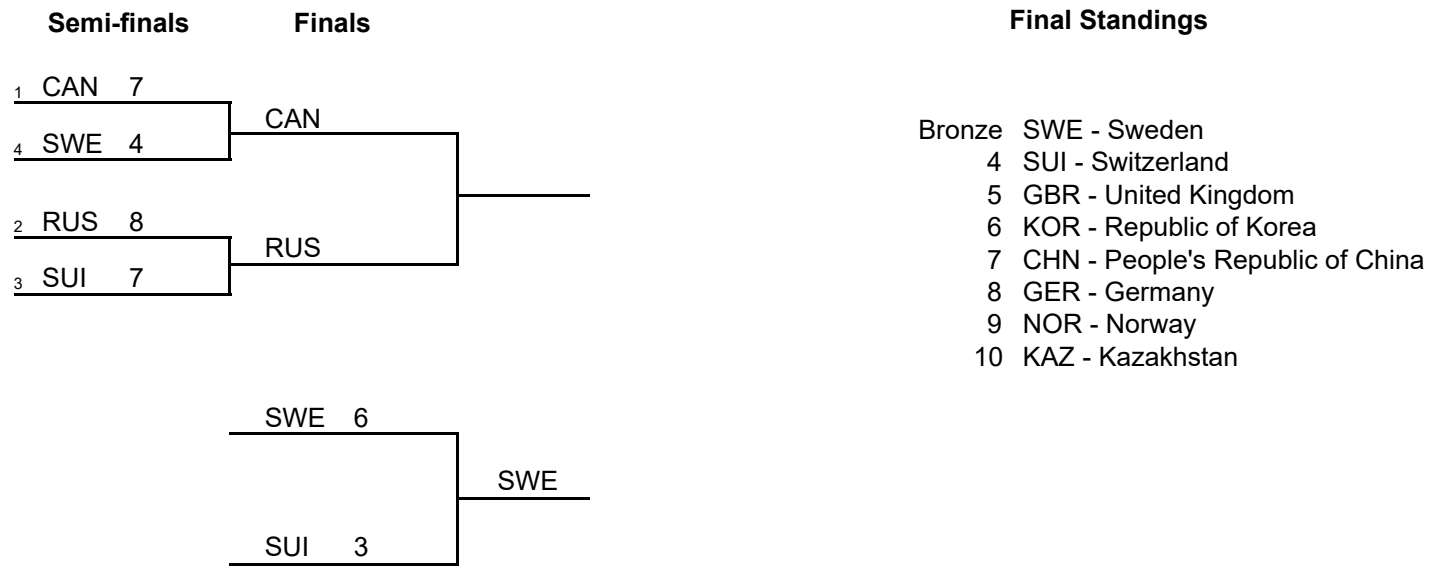




Session Results and Standings

Sheet	Game	Team	LSFE	1	2	3	4	5	6	7	8	9	10	Extra Ends	Total
B	11	SWE - Sweden		0	0	3	0	0	1	0	1	0	1		6
	12	SUI - Switzerland	*	0	0	0	1	0	0	1	0	1	0		3

Championship Bracket



Legend:
 LSFE(*) Last Stone First End

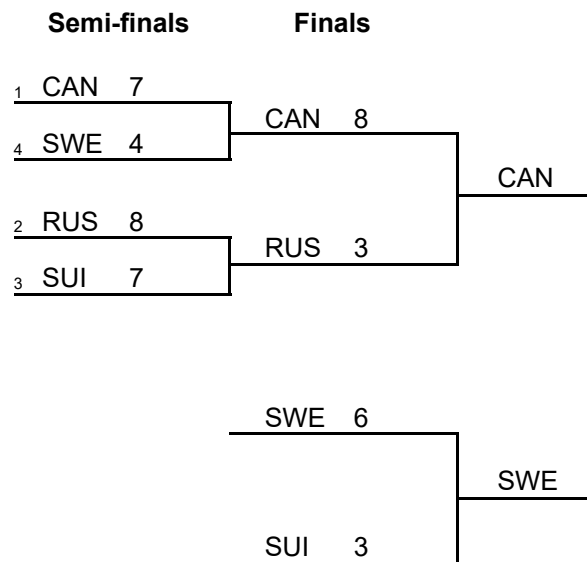




Session Results and Standings

Sheet	Game	Team	LSFE	1	2	3	4	5	6	7	8	9	10	Extra Ends	Total
B	11	RUS - Russian Federation		0	0	0	1	0	0	2	0	0	X		3
	11	CAN - Canada	*	0	2	2	0	1	0	0	1	2	X		8

Championship Bracket



Final Standings

- Gold CAN - Canada
- Silver RUS - Russian Federation
- Bronze SWE - Sweden
- 4 SUI - Switzerland
- 5 GBR - United Kingdom
- 6 KOR - Republic of Korea
- 7 CHN - People's Republic of China
- 8 GER - Germany
- 9 NOR - Norway
- 10 KAZ - Kazakhstan

Legend:
 LSFE(*) Last Stone First End X Unplayed/unfinished end due to concession





Competition Summary

Session	Date	Time	Sheet A	Sheet B	Sheet C	Sheet D	Sheet E
Session 1	30 JAN	9:00	SWE - SUI 6:7	GBR - RUS 3:7	KAZ - GER 2:13	NOR - KOR 6:9	CHN - CAN 9:8
Session 2	30 JAN	19:00	RUS - NOR 9:3	SUI - KOR 8:7	CHN - SWE 5:6	CAN - GER 6:2	GBR - KAZ 10:4
Session 3	31 JAN	14:00	GER - GBR 7:8	SWE - CAN 3:5	SUI - NOR 7:4	KAZ - CHN 0:10	RUS - KOR 4:7
Session 4	1 FEB	9:00	KOR - CHN 9:8	KAZ - NOR 4:10	CAN - RUS 7:4	GER - SWE 8:12	SUI - GBR 5:6
Session 5	1 FEB	19:00	KAZ - RUS 1:14	CHN - SUI 4:6	SWE - KOR 6:5	GBR - CAN 9:5	NOR - GER 2:10
Session 6	2 FEB	14:00	CHN - GER 7:6	RUS - SWE 6:5	NOR - GBR 6:7	KOR - KAZ 14:2	CAN - SUI 6:5
Session 7	3 FEB	9:00	GBR - KOR 9:6	CAN - KAZ 13:2	GER - SUI 4:5	CHN - RUS 7:8	SWE - NOR 12:2
Session 8	3 FEB	19:00	SUI - KAZ 8:3	NOR - CHN 6:9	KOR - CAN 2:8	SWE - GBR 8:7	GER - RUS 8:6
Session 9	4 FEB	14:00	NOR - CAN 5:10	KOR - GER 8:4	GBR - CHN 4:8	RUS - SUI 9:3	KAZ - SWE 5:13
Tie-breaker	5 FEB	9:00					SUI - GBR 6:4
Semi-finals	6 FEB	9:00			SUI - RUS 7:8	SWE - CAN 4:7	
Bronze Medal	6 FEB	16:00		SWE - SUI 6:3			
Gold Medal	7 FEB	9:00		RUS - CAN 3:8			

Standings after Round Robin and Tie-Breaker

Rank	Team	Games	Wins	Losses	TB W-L
1	CAN - Canada	9	7	2	Q
2	RUS - Russian Federation	9	6	3	Q
3	SUI - Switzerland	9	6	3	1 - 0 Q w1
4	SWE - Sweden	9	6	3	Q w0
5	GBR - United Kingdom	9	6	3	0 - 1
6	KOR - Republic of Korea	9	5	4	w1
7	CHN - People's Republic of China	9	5	4	w0
8	GER - Germany	9	3	6	
9	NOR - Norway	9	1	8	
10	KAZ - Kazakhstan	9	0	9	

Championship Bracket

Semi-finals	Finals	Final Standings
1 CAN 7	CAN 8	Gold CAN - Canada
4 SWE 4		Silver RUS - Russian Federation
2 RUS 8	RUS 3	Bronze SWE - Sweden
3 SUI 7		4 SUI - Switzerland
	SWE 6	5 GBR - United Kingdom
	SUI 3	6 KOR - Republic of Korea
		7 CHN - People's Republic of China
		8 GER - Germany
		9 NOR - Norway
		10 KAZ - Kazakhstan

Legend:

Q Qualified for the semi-finals

TB W-L Tie-breaker Wins-Losses

wn Number of wins (n) against tied teams



Almaty 2017
28TH WINTER UNIVERSIADE



Final Standings

Rank	Team	Players	Position - Function
Gold	CAN - Canada	ROCQUE Kelsey SCHMIEMANN Danielle McDONALD Taylor THEROUX Taylore -	4 S 3 V 2 1 A
Silver	RUS - Russian Federation	MOISEEVA Victoria VASILEVA Uliana ARSENKINA Galina PORTUNOVA Julia DUYUNOVA Maria	4 S 3 V 2 1 A
Bronze	SWE - Sweden	WRANAA Isabella WAHLIN Jennie WINQVIST DE VAL Almida SJOEBERG Fanny -	4 S 3 2 V 1 A
4	SUI - Switzerland	HUERLIMANN Briar STERN Elena STERN Anna KOLLER Celine ISELI Noelle	4 V 3 S 2 1 A
5	GBR - United Kingdom	AITKEN Gina KERR Rowena HALLIDAY Rachael HANNEN Rachel WARD Angharad	4 S 3 V 2 1 A
6	KOR - Republic of Korea	KIM Eunjung KIM Kyeongae KIM Seonyeong KIM Yeongmi -	4 S 3 V 2 1 A
7	CHN - People's Republic of China	MEI Jie MA Jingyi YIN Yanxin SUN Chengyu CAO Ying	4 S 3 V 2 1 A
8	GER - Germany	BEER Maike BEER Claudia ABBES Emira MUSKATEWITZ Nicole -	4 S 3 2 V 1 A
9	NOR - Norway	TRULSEN Pia SKAGA Ingvild FORBREGD Mari HAALIEN Stine -	4 S 3 2 V 1 A
10	KAZ - Kazakhstan	YUNICHEVA Ramina SURGAY Anastassiya BAKANOVA Kamila ALLIYAROVA Sitara KAKHAROVA Zarina	4 S 3 V 2 1 A

Note:

Team position and functions are attached to each team member's name as follows:
4 = Fourth, **3** = Third, **2** = Second, **1** = Lead, **A** = Alternate, **S** = Skip, **V** = Vice-Skip





Competition Matrix

Team	CAN	CHN	GBR	GER	KAZ	KOR	NOR	RUS	SUI	SWE
CAN		8 - 9	5 - 9	6 - 2	13 - 2	8 - 2	10 - 5	7 - 4	6 - 5	5 - 3
CHN	9 - 8		8 - 4	7 - 6	10 - 0	8 - 9	9 - 6	7 - 8	4 - 6	5 - 6
GBR	9 - 5	4 - 8		8 - 7	10 - 4	9 - 6	7 - 6	3 - 7	6 - 5	7 - 8
GER	2 - 6	6 - 7	7 - 8		13 - 2	4 - 8	10 - 2	8 - 6	4 - 5	8 - 12
KAZ	2 - 13	0 - 10	4 - 10	2 - 13		2 - 14	4 - 10	1 - 14	3 - 8	5 - 13
KOR	2 - 8	9 - 8	6 - 9	8 - 4	14 - 2		9 - 6	7 - 4	7 - 8	5 - 6
NOR	5 - 10	6 - 9	6 - 7	2 - 10	10 - 4	6 - 9		3 - 9	4 - 7	2 - 12
RUS	4 - 7	8 - 7	7 - 3	6 - 8	14 - 1	4 - 7	9 - 3		9 - 3	6 - 5
SUI	5 - 6	6 - 4	5 - 6	5 - 4	8 - 3	8 - 7	7 - 4	3 - 9		7 - 6
SWE	3 - 5	6 - 5	8 - 7	12 - 8	13 - 5	6 - 5	12 - 2	5 - 6	6 - 7	

Standings after Round Robin

Rank	Team	Games	Wins	Losses	
1	CAN - Canada	9	7	2	Q
2	RUS - Russian Federation	9	6	3	Q w3
3	SWE - Sweden	9	6	3	Q w1,1 DSC 56.86cm
3	SUI - Switzerland	9	6	3	TB w1,1 DSC 61.13cm
3	GBR - United Kingdom	9	6	3	TB w1,1 DSC 68.94cm
6	KOR - Republic of Korea	9	5	4	w1
7	CHN - People's Republic of China	9	5	4	w0
8	GER - Germany	9	3	6	
9	NOR - Norway	9	1	8	
10	KAZ - Kazakhstan	9	0	9	

Legend:

DSC Draw Shot Challenge

Q Qualified for the semi-finals

TB Involved in the tie-breaker

wn Number of wins (n) against tied teams



Draw Shot Challenge

Rank	Team	Stone Rotation	Last Stone Draw in each Round Robin Game									DSC
			1	2	3	4	5	6	7	8	9	
1	RUS - Russian Federation	↻	10.2	36.0	30.7	40.9	6.7	77.8	56.0	199.6	22.3	46.64cm
		↻	64.8	33.9	27.6	56.8	109.9	40.2	88.2	199.6	44.3	
2	SWE - Sweden	↻	134.6	167.0	89.9	15.3	37.7	78.4	24.6	30.0	67.0	56.86cm
		↻	21.9	91.5	199.6	85.9	28.7	31.9	30.9	41.0	100.4	
3	SUI - Switzerland	↻	28.4	162.6	45.0	78.2	36.2	46.1	12.8	49.0	27.2	61.13cm
		↻	187.5	152.8	55.5	12.1	30.7	134.8	98.5	117.9	52.9	
4	KOR - Republic of Korea	↻	47.5	39.0	43.1	36.7	101.3	48.0	61.0	60.9	52.7	61.47cm
		↻	27.5	112.1	56.5	199.6	146.2	53.3	84.7	159.9	13.0	
5	CAN - Canada	↻	144.6	23.1	30.1	47.8	146.9	32.3	90.6	5.8	130.7	66.43cm
		↻	199.6	135.6	30.3	0.8	27.8	65.0	8.9	142.5	147.0	
6	GBR - United Kingdom	↻	80.5	50.2	69.0	36.5	46.8	38.8	84.7	120.9	32.3	68.94cm
		↻	36.9	165.8	199.6	31.9	96.2	143.1	137.2	80.0	18.0	
7	NOR - Norway	↻	24.3	199.6	8.1	108.0	30.8	18.5	88.3	34.5	31.3	79.40cm
		↻	199.6	119.4	199.6	199.6	17.0	85.7	199.6	12.5	93.2	
8	GER - Germany	↻	9.7	44.7	119.6	85.5	199.6	124.6	119.6	94.6	87.1	80.72cm
		↻	61.1	126.2	29.9	43.9	29.2	193.8	103.5	134.2	78.1	
9	CHN - People's Republic of China	↻	51.0	137.5	90.2	28.0	86.7	161.4	158.8	94.8	36.6	84.39cm
		↻	49.8	121.6	199.6	183.1	2.1	95.7	24.4	41.0	170.6	
10	KAZ - Kazakhstan	↻	112.3	60.5	180.4	12.5	199.6	199.6	199.6	88.4	69.2	101.87cm
		↻	109.0	22.4	199.6	61.3	199.6	168.2	51.5	72.1	23.3	

Note:

The Draw Shot Challenge (DSC) is the average distance of all the individual Last Stone Draw stones, which were delivered by a team during the round robin. The two least favourable results will be eliminated before calculating the average distance. The team with the lesser DSC receives the higher ranking. If the DSCs are equal then the team with the best non-equal counting LSD receives the higher ranking. In the case where all counting LSDs are equal, the team ranked higher in the WCF World Rankings is ranked higher.

Legend:

↻ Clockwise

↻ Counter-clockwise

DSC Draw Shot Challenge



Scoring Analysis

Team	Games		Stolen		Points Scored						Total	Plus / Minus
			LSFE	Ends	0	1	2	3	4	>4		
CAN - Canada	11	For	8	15	10	25	20	4	0	1	83	+35
		Against	3	4	7	21	12	1	0	0	48	
SWE - Sweden	11	For	7	8	11	20	12	7	4	0	81	+21
		Against	4	8	11	24	12	4	0	0	60	
RUS - Russian Federation	11	For	7	11	5	23	15	4	2	1	78	+19
		Against	4	8	7	25	14	2	0	0	59	
CHN - People's Republic of China	9	For	4	16	4	27	14	4	0	0	67	+14
		Against	5	7	5	18	10	5	0	0	53	
KOR - Republic of Korea	9	For	5	7	5	16	14	4	1	1	67	+12
		Against	4	6	8	16	15	3	0	0	55	
GER - Germany	9	For	3	12	6	22	7	6	2	0	62	+6
		Against	6	5	8	16	12	4	1	0	56	
GBR - United Kingdom	10	For	4	4	7	17	17	4	1	0	67	+5
		Against	6	9	5	24	19	0	0	0	62	
SUI - Switzerland	12	For	4	13	16	27	15	3	1	0	70	+3
		Against	8	8	11	25	13	4	1	0	67	
NOR - Norway	9	For	4	8	1	20	9	2	0	0	44	-33
		Against	5	17	3	21	14	8	1	0	77	
KAZ - Kazakhstan	9	For	4	0	0	10	5	1	0	0	23	-82
		Against	5	22	0	17	7	8	8	3	105	
Total	50			94	65	207	128	39	11	3	642	

Note:
Stolen ends are the ends won without the last stone advantage.

Legend:
>4 More than four points scored LSFE Last Stone First End



Almaty 2017
28TH WINTER UNIVERSIADE



Summary of Big Ends

Points Scored	By	Against	Session	End	Game Result
7	KOR - Republic of Korea	KAZ - Kazakhstan	6	1	14 : 2
6	CAN - Canada	KAZ - Kazakhstan	7	4	13 : 2
5	RUS - Russian Federation	KAZ - Kazakhstan	5	1	14 : 1
4	GBR - United Kingdom	KAZ - Kazakhstan	2	2	10 : 4
4	GER - Germany	KAZ - Kazakhstan	1	5	13 : 2
4	GER - Germany	KAZ - Kazakhstan	1	7	13 : 2
4	KOR - Republic of Korea	KAZ - Kazakhstan	6	3	14 : 2
4	RUS - Russian Federation	KAZ - Kazakhstan	5	6	14 : 1
4	RUS - Russian Federation	SUI - Switzerland	9	6	9 : 3
4	SUI - Switzerland	KAZ - Kazakhstan	8	5	8 : 3
4	SWE - Sweden	GER - Germany	4	11	12 : 8
4	SWE - Sweden	NOR - Norway	7	5	12 : 2
4	SWE - Sweden	KAZ - Kazakhstan	9	2	13 : 5
4	SWE - Sweden	KAZ - Kazakhstan	9	8	13 : 5

Note:
Big ends are defined as ends with a score of four or more points.



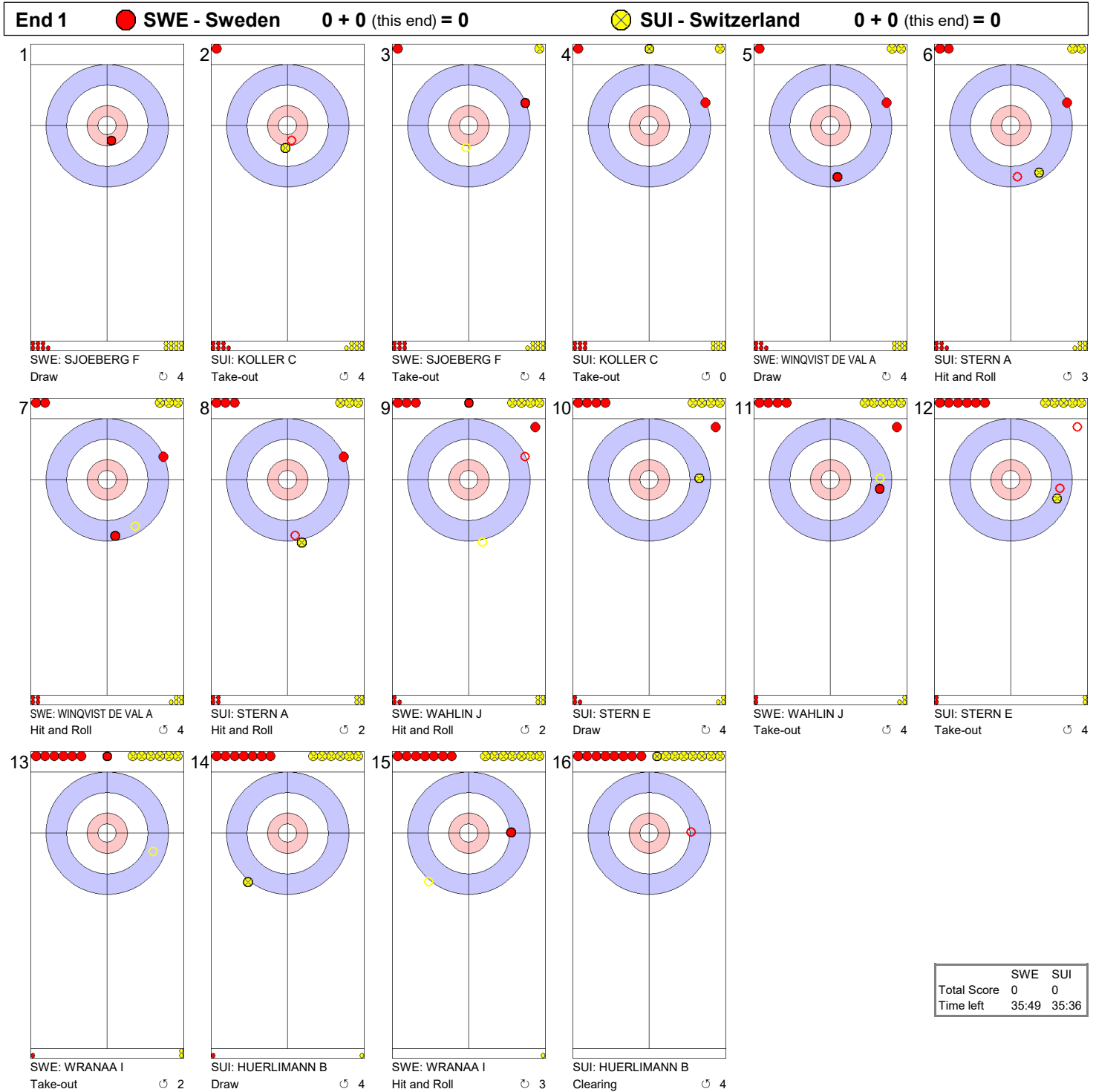


Medallists

Medal	Country	Name
GOLD	CAN - Canada	ROCQUE Kelsey SCHMIEMANN Danielle McDONALD Taylor THEROUX Taylore CODERRE Garry
SILVER	RUS - Russian Federation	MOISEEVA Victoria VASILEVA Uliana ARSENKINA Galina PORTUNOVA Julia DUYUNOVA Maria BELANOV Sergei
BRONZE	SWE - Sweden	WRANAA Isabella WAHLIN Jennie WINQVIST DE VAL Almida SJOEBERG Fanny KREVIAZUK Alison

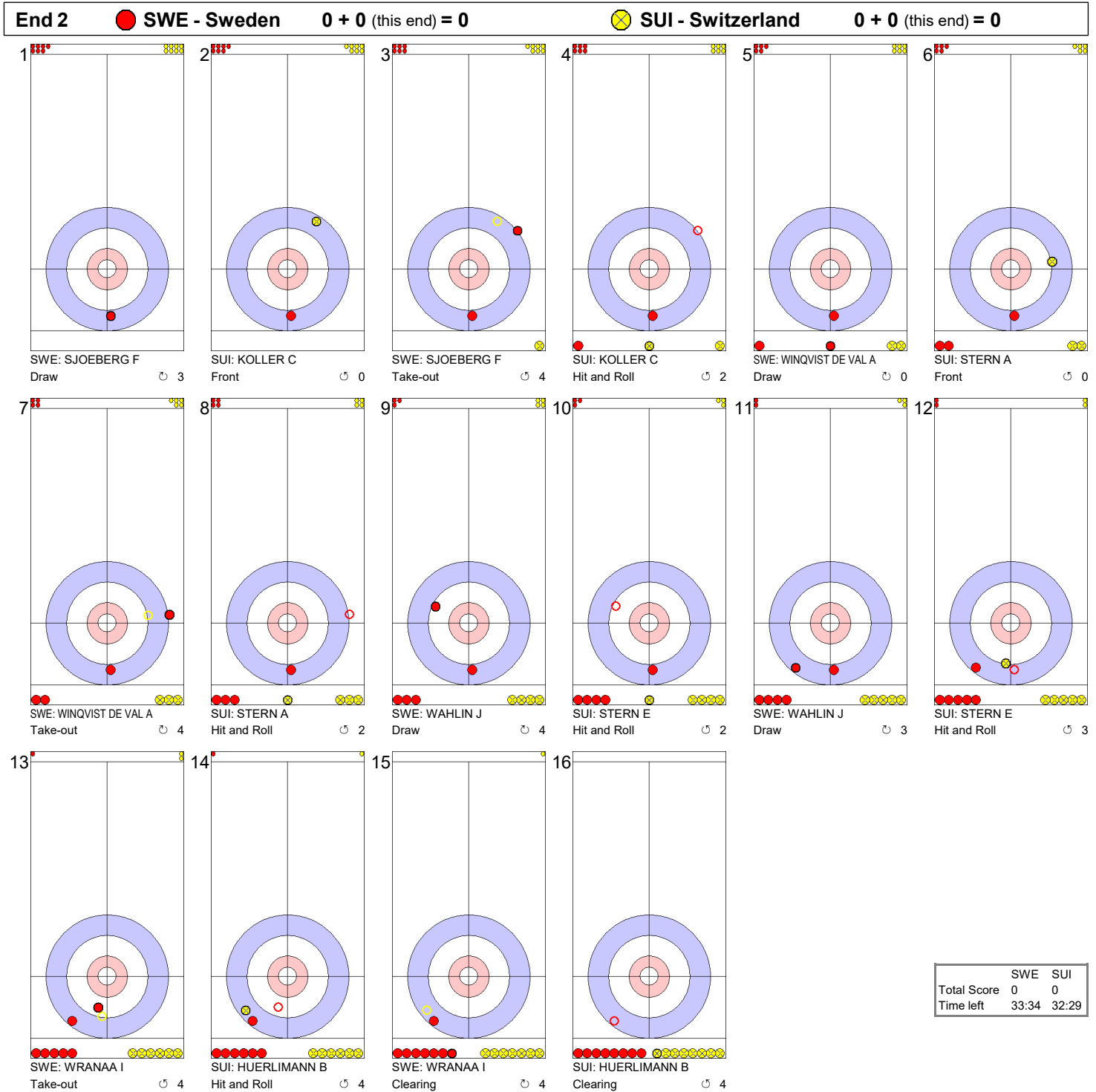


Game - Shot by Shot





Game - Shot by Shot

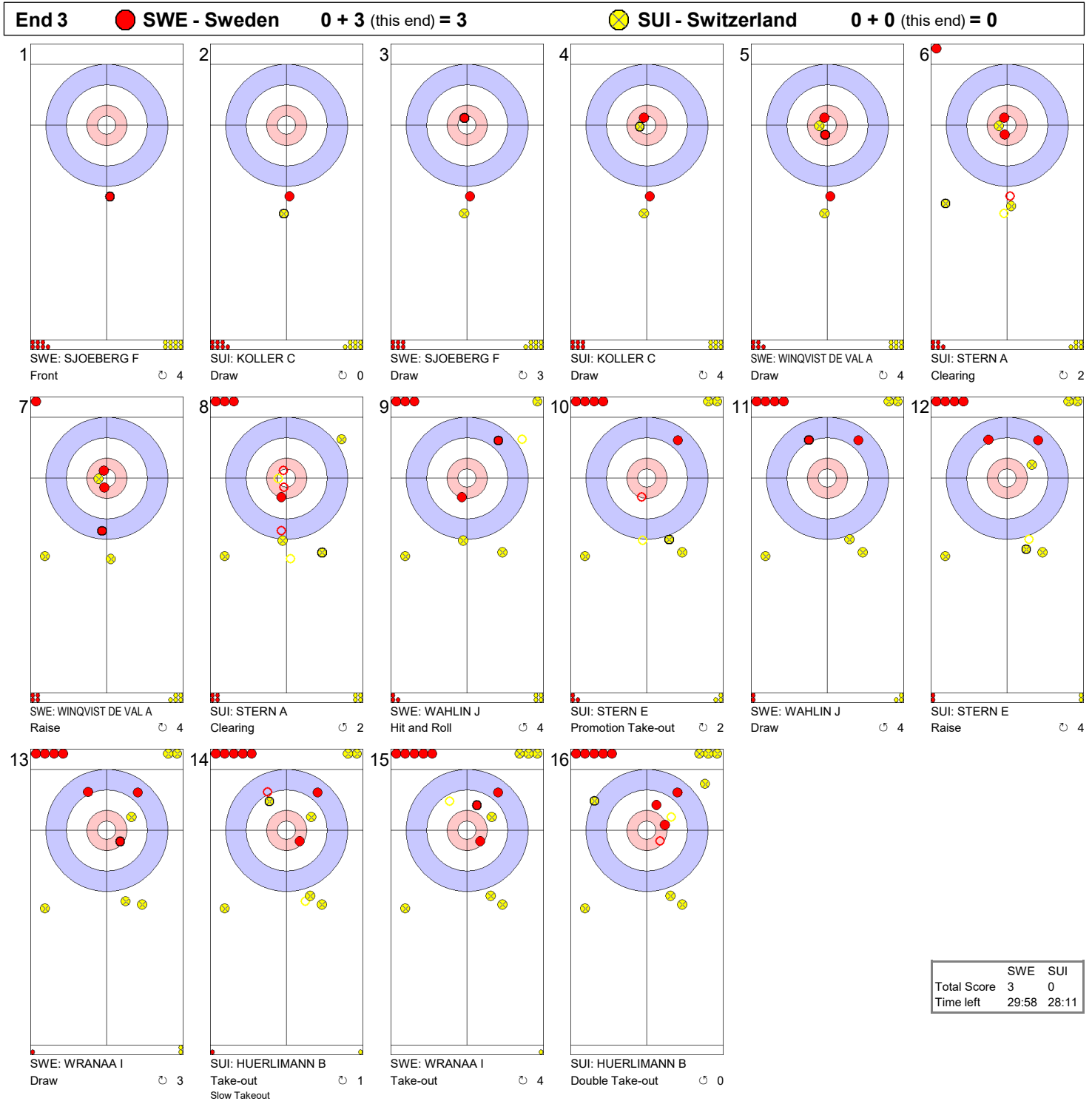


	SWE	SUI
Total Score	0	0
Time left	33:34	32:29



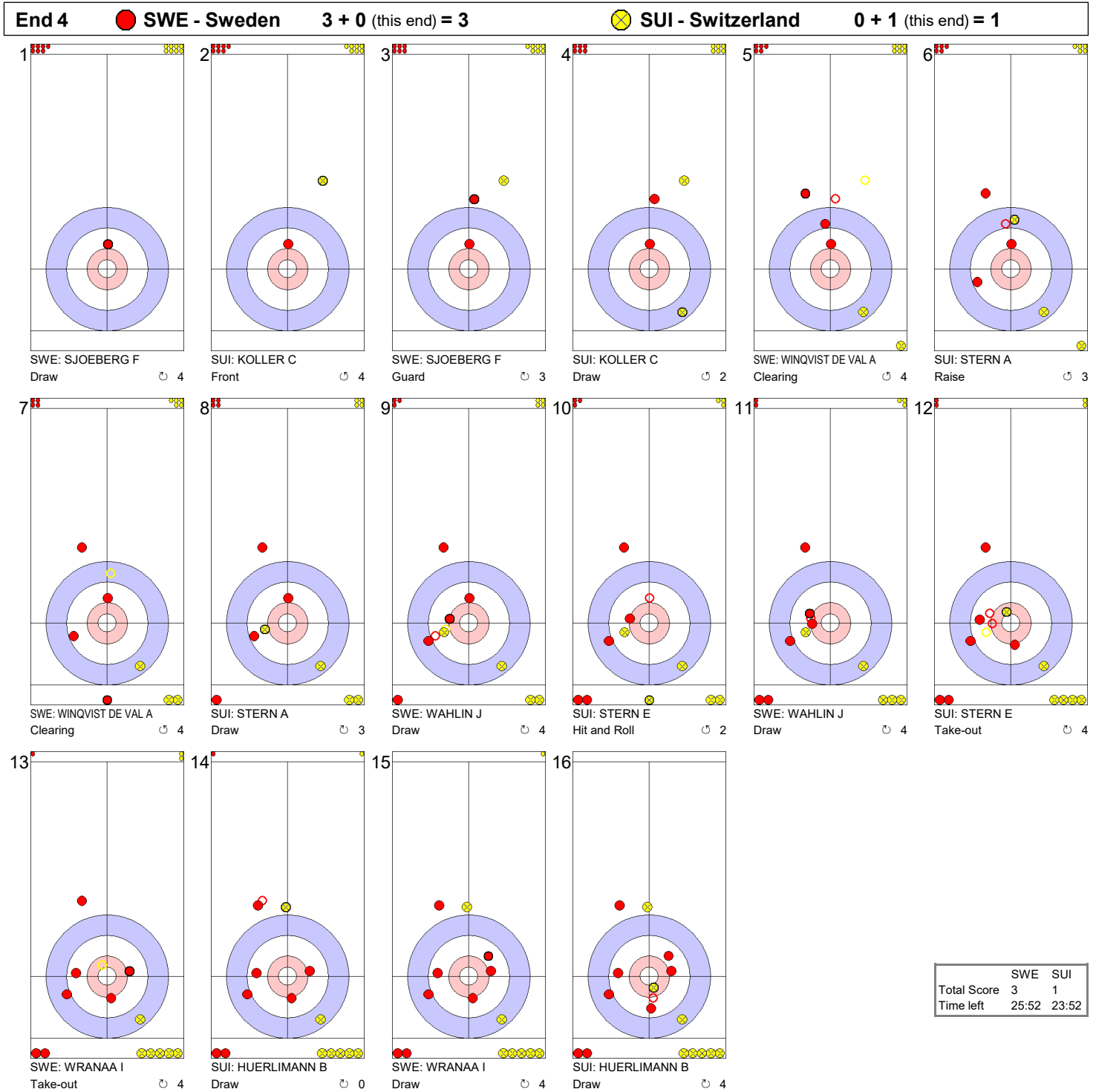


Game - Shot by Shot





Game - Shot by Shot

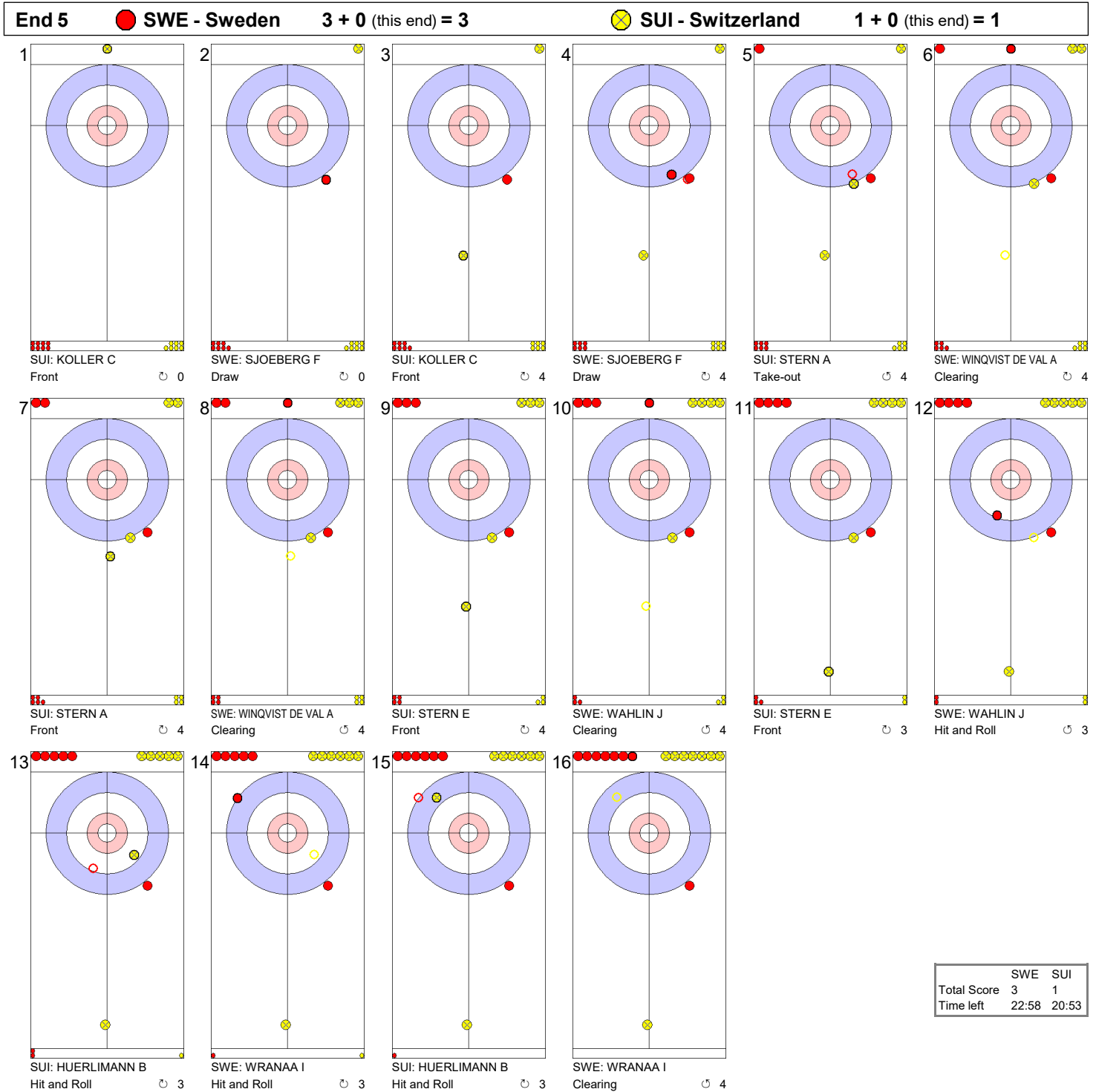


	SWE	SUI
Total Score	3	1
Time left	25:52	23:52





Game - Shot by Shot



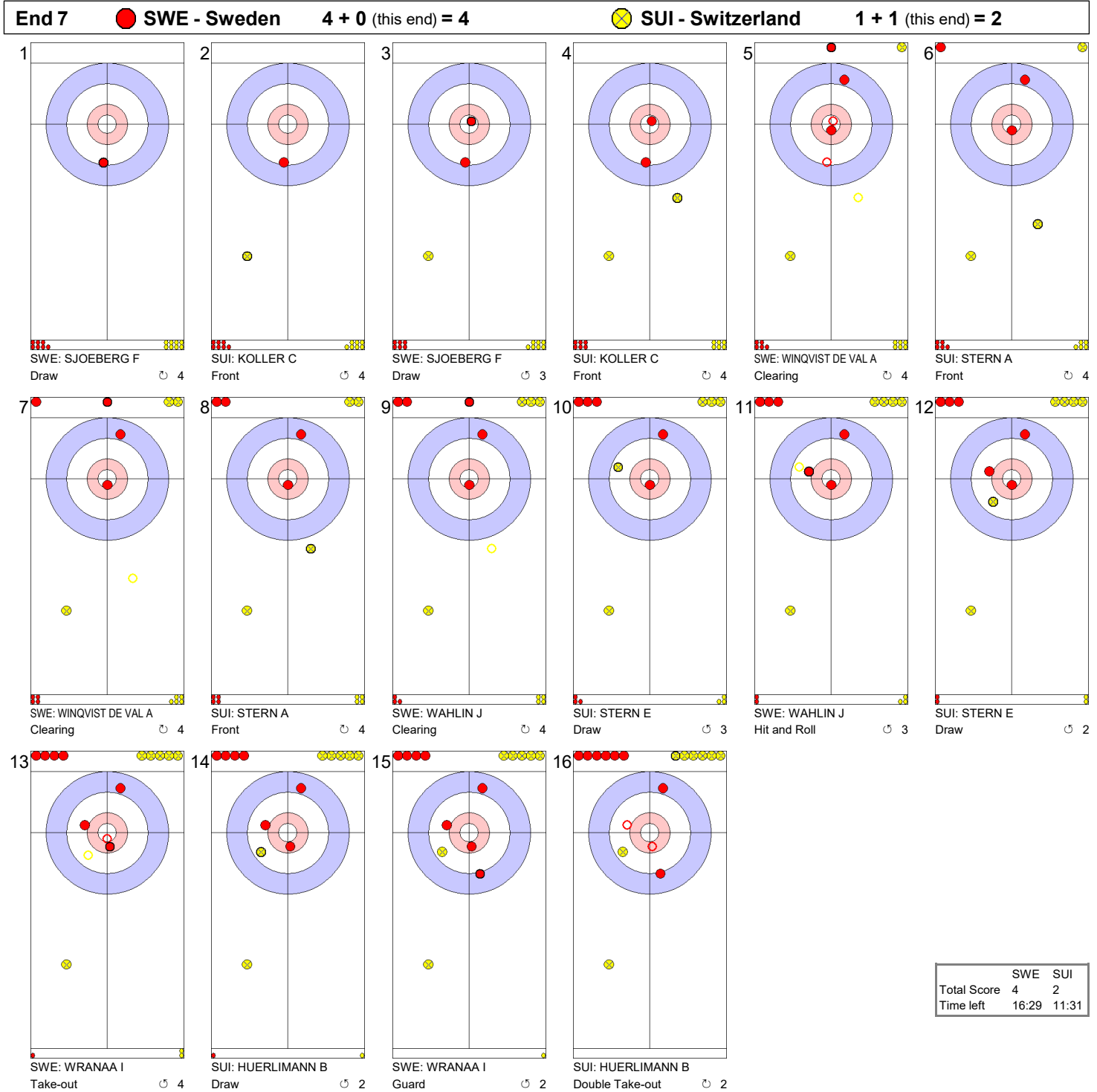


Game - Shot by Shot



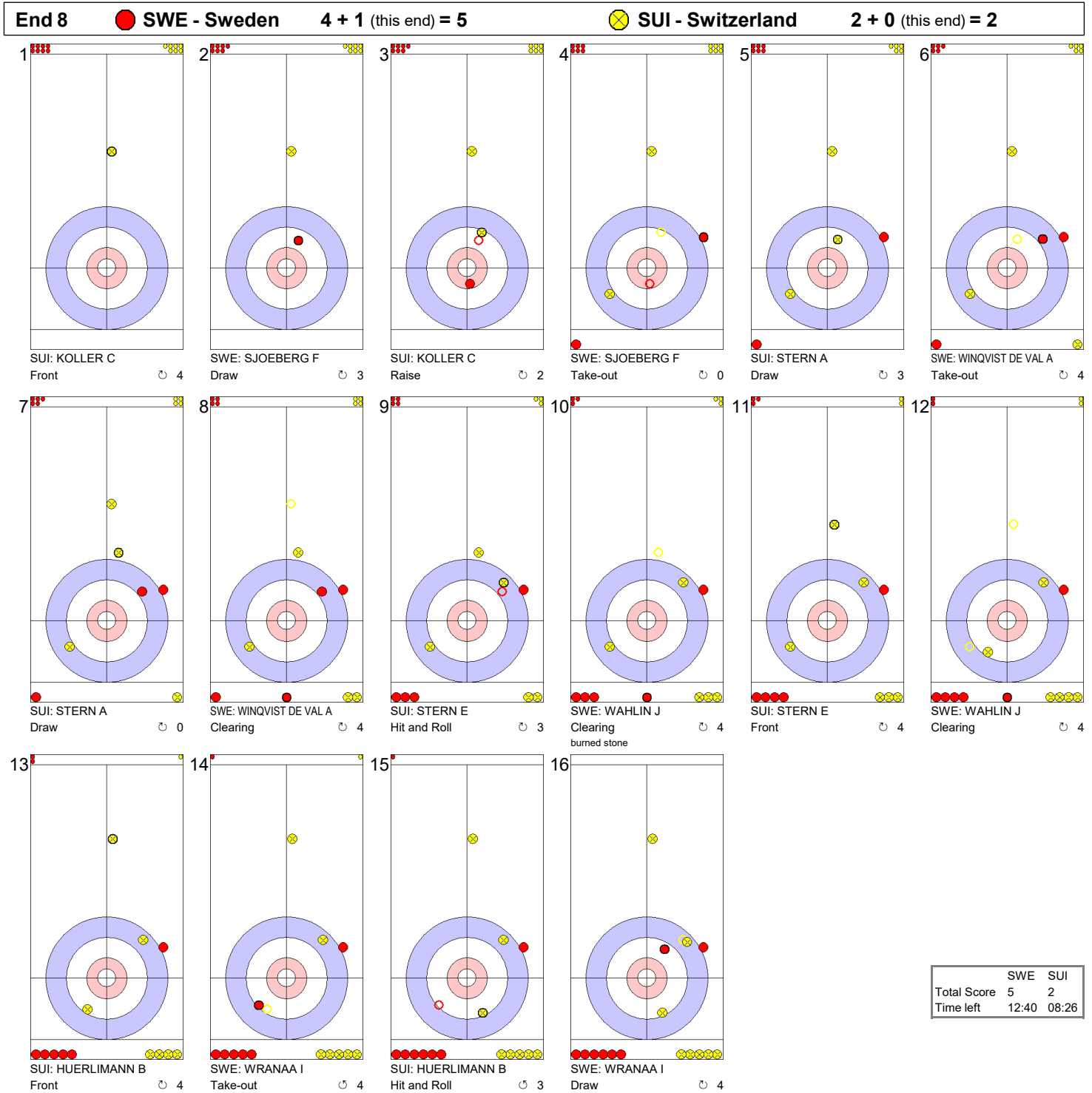


Game - Shot by Shot





Game - Shot by Shot





Game - Shot by Shot





Game - Shot by Shot





Game Results

Sheet	Game	Team	LSFE	1	2	3	4	5	6	7	8	9	10	Extra Ends	Total
B	11	SWE - Sweden		0	0	3	0	0	1	0	1	0	1		6
	12	SUI - Switzerland	*	0	0	0	1	0	0	1	0	1	0		3

SWE - Sweden		Shot Success Game
4 S	WRANAA Isabella	84%
3	WAHLIN Jennie	89%
2 V	WINQVIST DE VAL Almida	93%
1	SJOEBERG Fanny	76%
A	-	-
Team Total		85%

SUI - Switzerland		Shot Success Game
4 V	HUERLIMANN Briar	75%
3 S	STERN Elena	81%
2	STERN Anna	71%
1	KOLLER Celine	73%
A	ISELI Noelle	-
Team Total		75%

Time remaining: 6 minutes 7 seconds

Time remaining: 1 minute 7 seconds

Time-out: end 10 - SUI stone 7

Shot Success Analysis

SWE - Sweden		Draws	Take-outs	Game
4	WRANAA Isabella	↻ 3 92%	8 75%	11 80%
		↻ 2 75%	7 93%	9 89%
		Total 5 85%	15 83%	20 84%
3	WAHLIN Jennie	↻ 4 94%	5 80%	9 86%
		↻ 1 100%	10 90%	11 91%
		Total 5 95%	15 87%	20 89%
2	WINQVIST DE VAL Almida	↻ 4 75%	10 95%	14 89%
		↻ 0 -	6 100%	6 100%
		Total 4 75%	16 97%	20 93%
1	SJOEBERG Fanny	↻ 14 79%	3 67%	17 76%
		↻ 2 63%	1 100%	3 75%
		Total 16 77%	4 75%	20 76%
A -	-	↻ 0 -	0 -	0 -
		↻ 0 -	0 -	0 -
		Total 0 -	0 -	0 -
Team		↻ 25 82%	26 83%	51 82%
		↻ 5 75%	24 94%	29 91%
		Total 30 81%	50 88%	80 85%

SUI - Switzerland		Draws	Take-outs	Game
4	HUERLIMANN Briar	↻ 7 79%	4 56%	11 70%
		↻ 4 88%	5 75%	9 81%
		Total 11 82%	9 67%	20 75%
3	STERN Elena	↻ 9 89%	4 81%	13 87%
		↻ 3 75%	4 69%	7 71%
		Total 12 85%	8 75%	20 81%
2	STERN Anna	↻ 10 83%	2 63%	12 79%
		↻ 3 50%	5 65%	8 59%
		Total 13 75%	7 64%	20 71%
1	KOLLER Celine	↻ 12 79%	0 -	12 79%
		↻ 5 70%	3 50%	8 63%
		Total 17 76%	3 50%	20 73%
A	ISELI Noelle	↻ 0 -	0 -	0 -
		↻ 0 -	0 -	0 -
		Total 0 -	0 -	0 -
Team		↻ 38 82%	10 68%	48 79%
		↻ 15 72%	17 66%	32 69%
		Total 53 79%	27 67%	80 75%

Note:

Team position and functions are attached to each team member's name as follows:
4 = Fourth, **3** = Third, **2** = Second, **1** = Lead, **A** = Alternate, **S** = Skip, **V** = Vice-Skip

Legend:

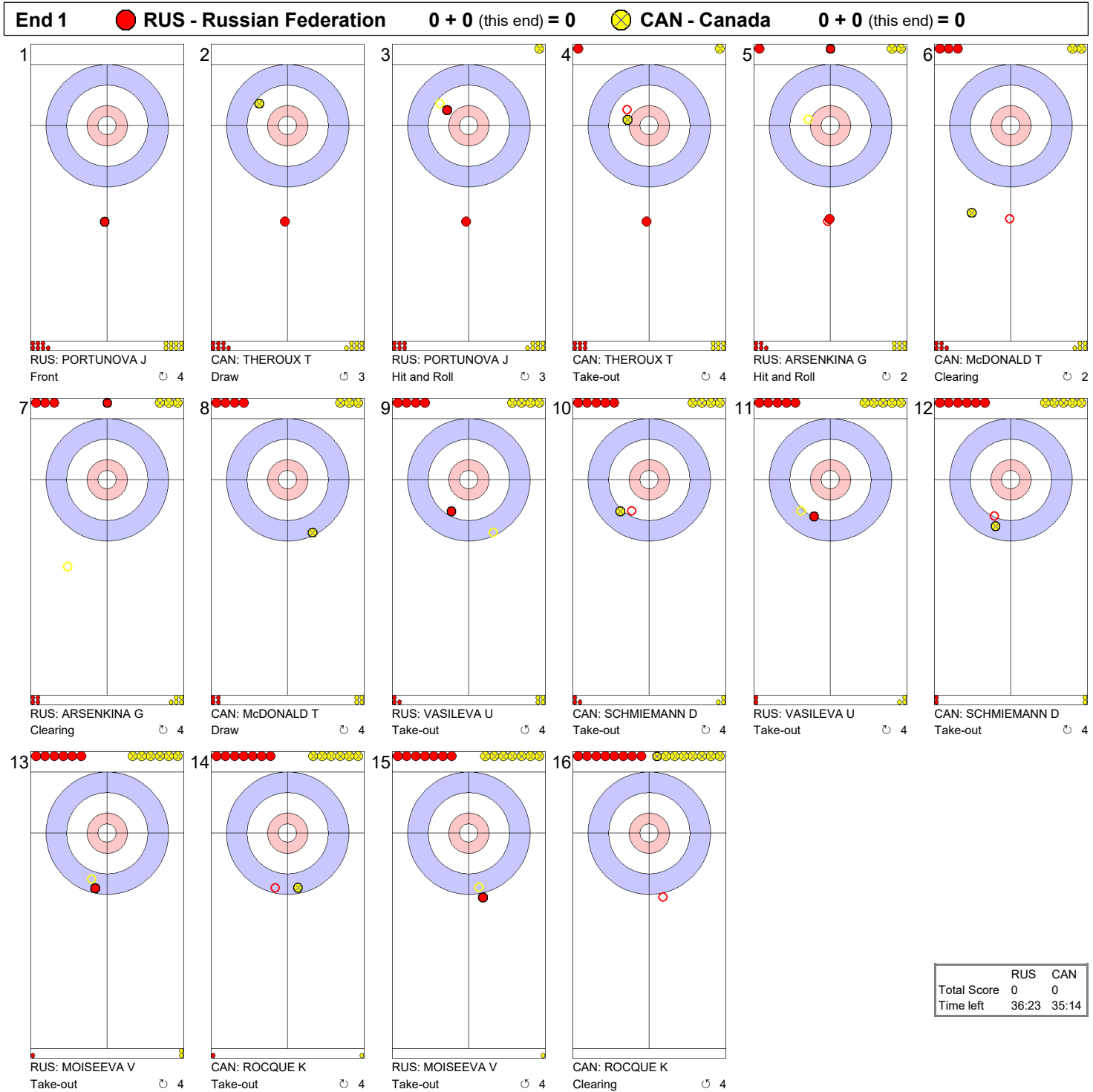
↻ Clockwise

↻ Counter-clockwise

LSFE(*) Last Stone First End

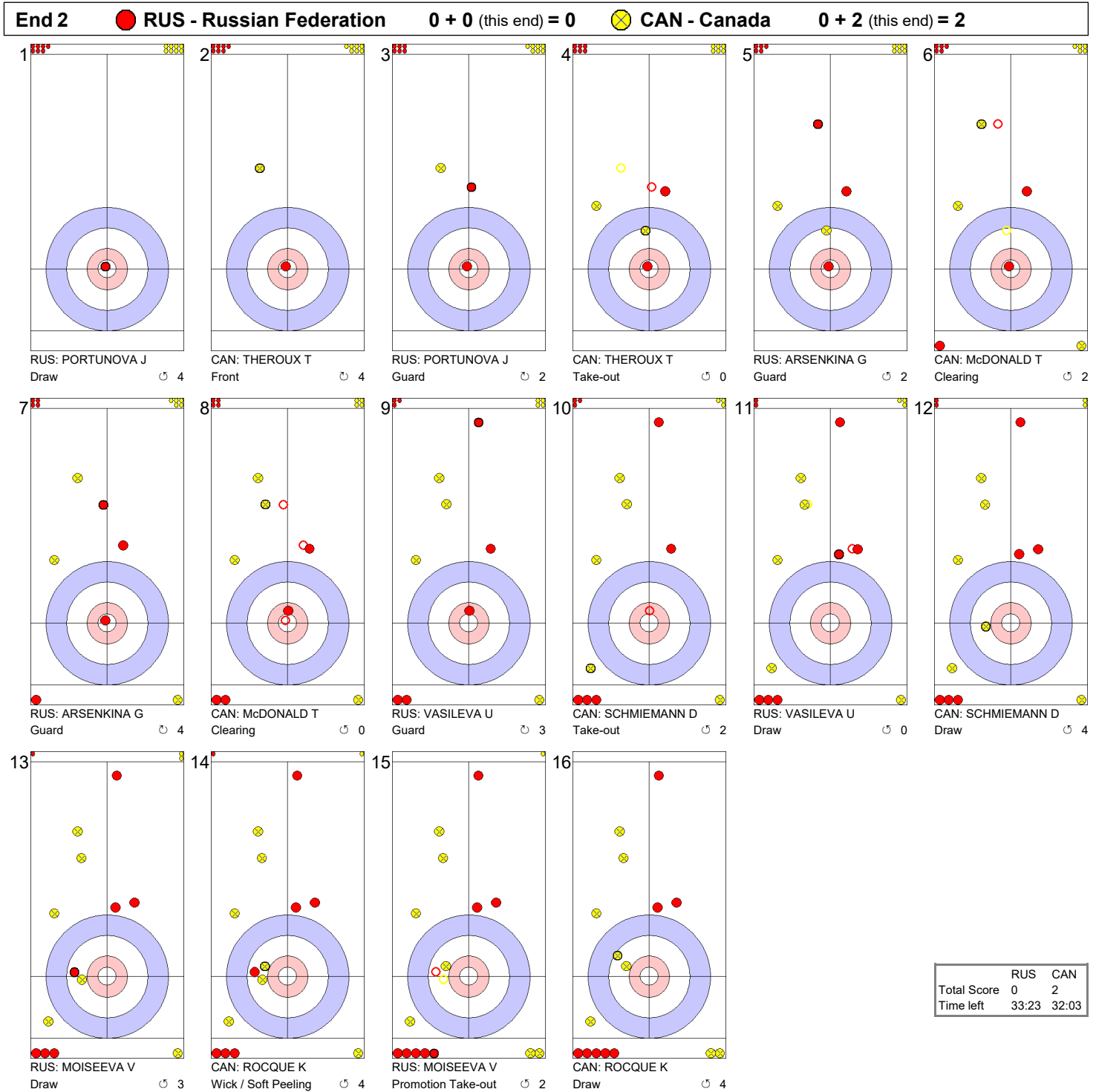


Game - Shot by Shot





Game - Shot by Shot





Game - Shot by Shot

End 3 ● RUS - Russian Federation 0 + 0 (this end) = 0 ● CAN - Canada 2 + 2 (this end) = 4

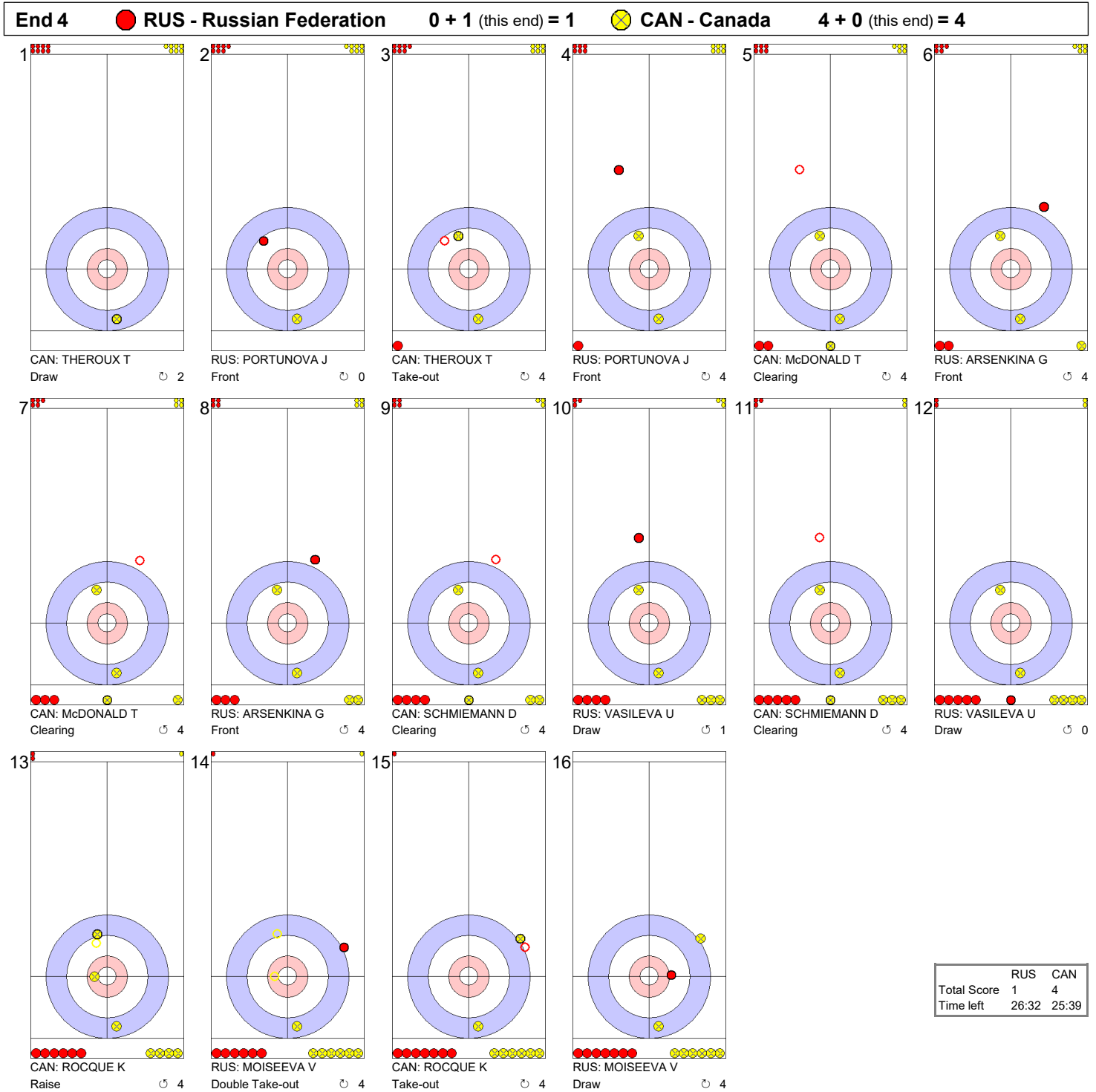


	RUS	CAN
Total Score	0	4
Time left	29:14	28:33





Game - Shot by Shot





Game - Shot by Shot

End 5 ● RUS - Russian Federation 1 + 0 (this end) = 1 ● CAN - Canada 4 + 1 (this end) = 5

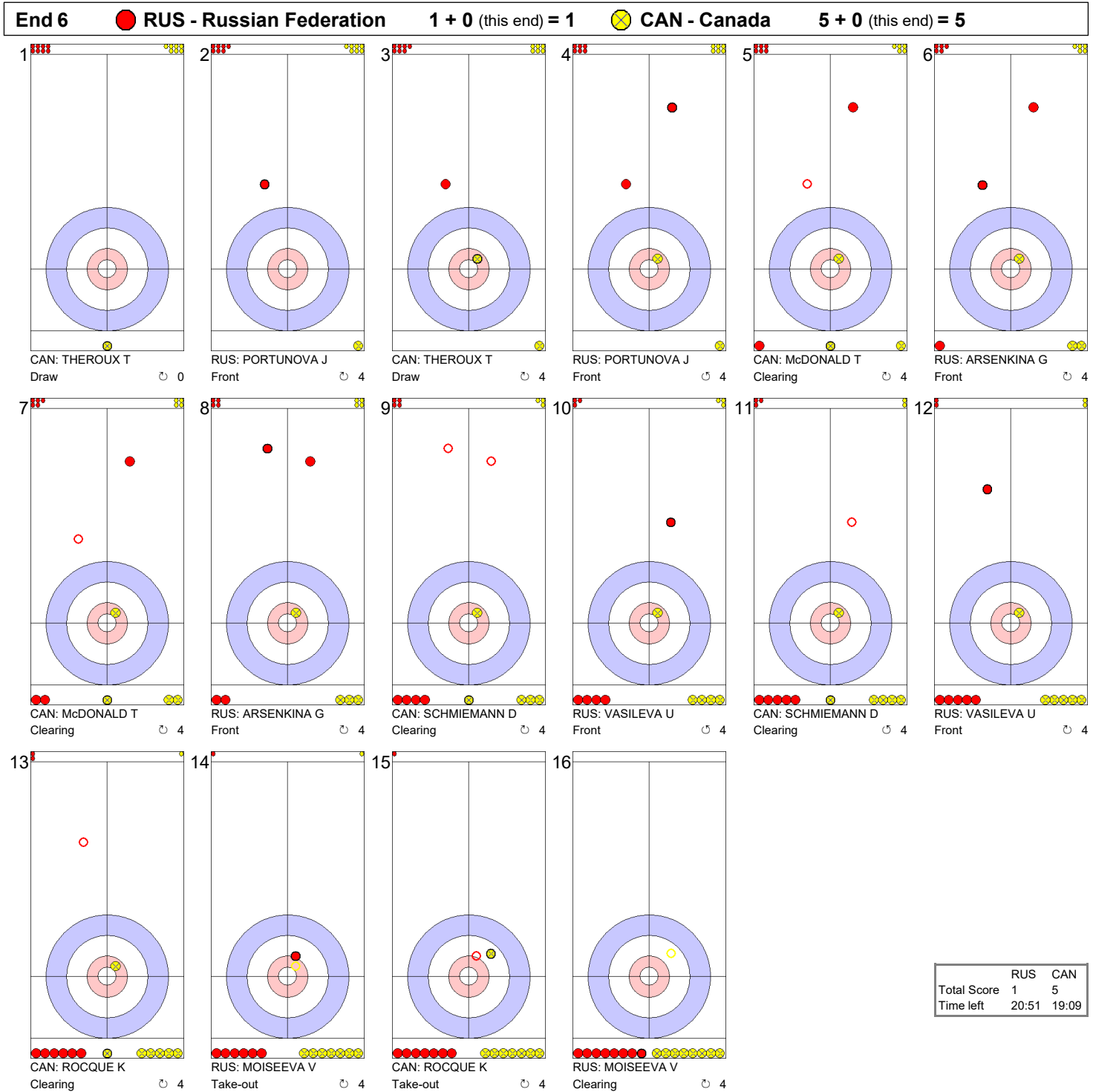


	RUS	CAN
Total Score	1	5
Time left	22:33	21:39





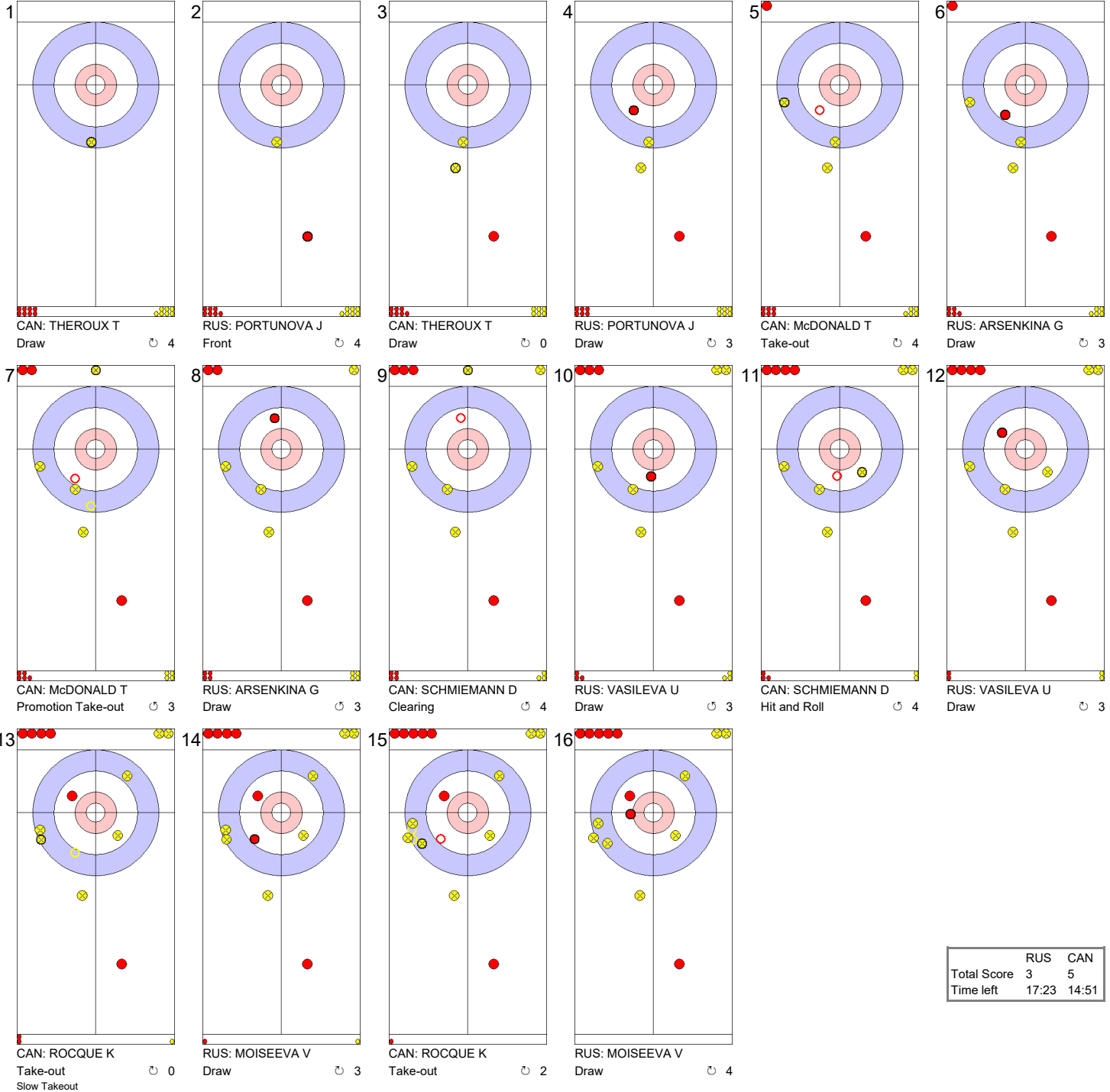
Game - Shot by Shot





Game - Shot by Shot

End 7 ● **RUS - Russian Federation** 1 + 2 (this end) = 3 ● **CAN - Canada** 5 + 0 (this end) = 5

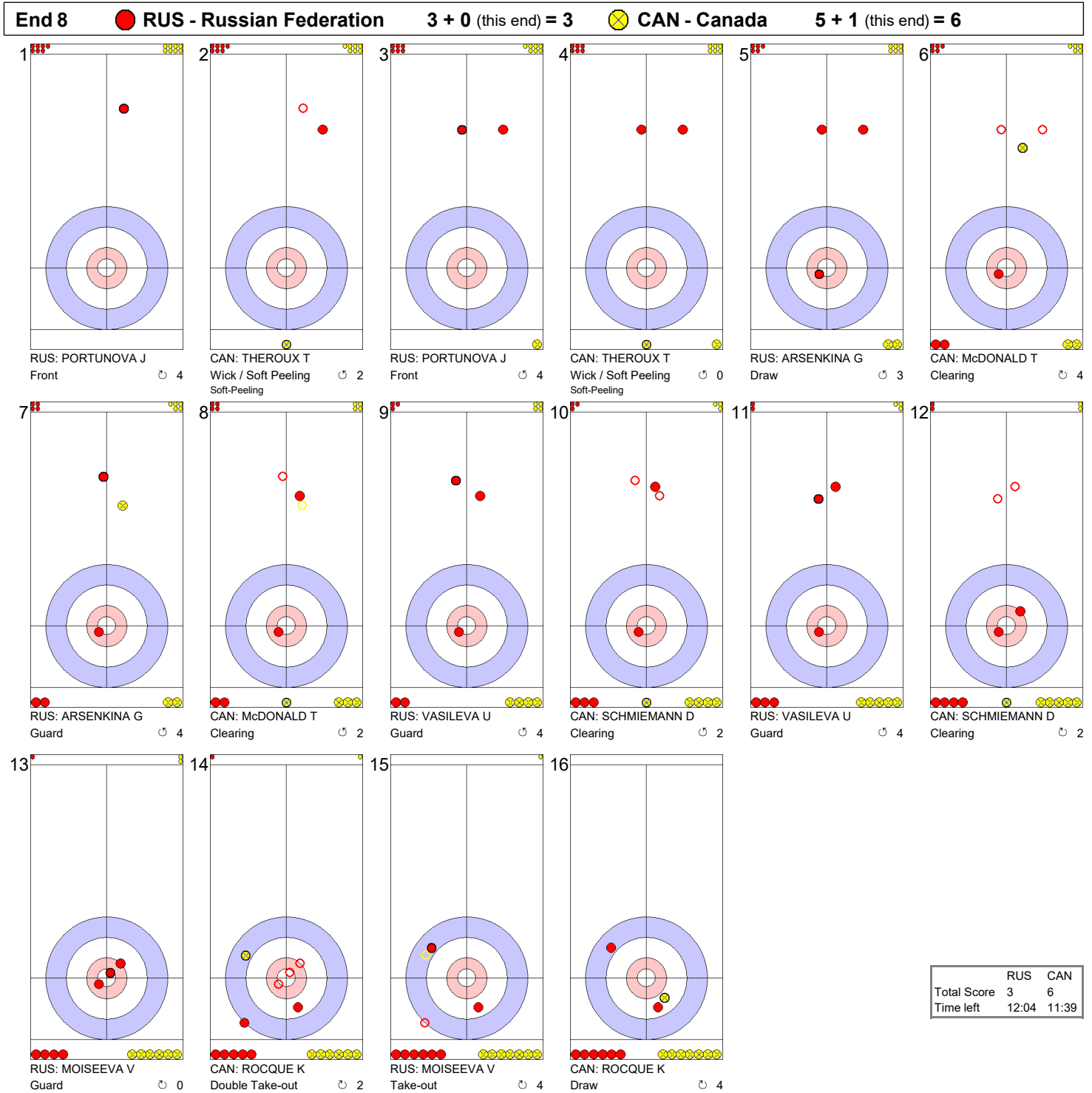


	RUS	CAN
Total Score	3	5
Time left	17:23	14:51





Game - Shot by Shot





Game - Shot by Shot





Game Results

Sheet	Game	Team	LSFE	1	2	3	4	5	6	7	8	9	10	Extra Ends	Total
B	11	RUS - Russian Federation		0	0	0	1	0	0	2	0	0	X		3
	11	CAN - Canada	*	0	2	2	0	1	0	0	1	2	X		8

RUS - Russian Federation		Shot Success Game
4 S	MOISEEVA Victoria	65%
3 V	VASILEVA Uliana	60%
2	ARSENKINA Galina	76%
1	PORTUNOVA Julia	83%
A	DUYUNOVA Maria	-
Team Total		71%

CAN - Canada		Shot Success Game
4 S	ROCQUE Kelsey	81%
3 V	SCHMIEMANN Danielle	88%
2	McDONALD Taylor	76%
1	THEROUX Taylore	64%
A	-	-
Team Total		77%

Time remaining: 7 minutes 38 seconds

Time remaining: 8 minutes 33 seconds

Time-out: end 9 - RUS stone 4

Shot Success Analysis

RUS - Russian Federation		Draws	Take-outs	Game
4 MOISEEVA Victoria	↻	6 54%	6 83%	12 69%
	↺	2 50%	4 63%	6 58%
	Total	8 53%	10 75%	18 65%
3 VASILEVA Uliana	↻	5 65%	2 50%	7 61%
	↺	8 63%	3 50%	11 59%
	Total	13 63%	5 50%	18 60%
2 ARSENKINA Galina	↻	8 78%	3 83%	11 80%
	↺	6 83%	1 0%	7 71%
	Total	14 80%	4 63%	18 76%
1 PORTUNOVA Julia	↻	12 81%	1 75%	13 81%
	↺	4 88%	1 100%	5 90%
	Total	16 83%	2 88%	18 83%
A DUYUNOVA Maria	↻	0 -	0 -	0 -
	↺	0 -	0 -	0 -
	Total	0 -	0 -	0 -
Team	↻	31 73%	12 77%	43 74%
	↺	20 73%	9 56%	29 67%
	Total	51 73%	21 68%	72 71%

CAN - Canada		Draws	Take-outs	Game
4 ROCQUE Kelsey	↻	2 100%	8 69%	10 75%
	↺	6 83%	2 100%	8 88%
	Total	8 88%	10 75%	18 81%
3 SCHMIEMANN Danielle	↻	1 100%	7 86%	8 88%
	↺	2 100%	8 84%	10 88%
	Total	3 100%	15 85%	18 88%
2 McDONALD Taylor	↻	1 100%	8 94%	9 94%
	↺	0 -	9 58%	9 58%
	Total	1 100%	17 75%	18 76%
1 THEROUX Taylore	↻	8 53%	2 100%	10 63%
	↺	7 75%	1 0%	8 66%
	Total	15 63%	3 67%	18 64%
A -	↻	0 -	0 -	0 -
	↺	0 -	0 -	0 -
	Total	0 -	0 -	0 -
Team	↻	12 69%	25 84%	37 79%
	↺	15 82%	20 70%	35 75%
	Total	27 76%	45 78%	72 77%

Note:

Team position and functions are attached to each team member's name as follows:
4 = Fourth, **3** = Third, **2** = Second, **1** = Lead, **A** = Alternate, **S** = Skip, **V** = Vice-Skip

Legend:

↻ Clockwise

↺ Counter-clockwise

LSFE(*) Last Stone First End

X Unplayed/unfinished end due to concession



Game Results

Sheet	Game	Team	LSFE	1	2	3	4	5	6	7	8	9	10	Extra Ends	Total
D	10	SWE - Sweden		0	0	0	1	0	1	0	2	0	X		4
	10	CAN - Canada	*	0	1	1	0	2	0	2	0	1	X		7

SWE - Sweden	
4 S	WRANAA Isabella
3	WAHLIN Jennie
2 V	WINQVIST DE VAL Almida
1	SJOEBERG Fanny
A	-

CAN - Canada	
4 S	ROCQUE Kelsey
3 V	SCHMIEMANN Danielle
2	McDONALD Taylor
1	THEROUX Taylore
A	-

Time remaining: 11 minutes 4 seconds

Time remaining: 5 minutes 29 seconds

Note:
Team position and functions are attached to each team member's name as follows:
4 = Fourth, 3 = Third, 2 = Second, 1 = Lead, A = Alternate, S = Skip, V = Vice-Skip

Legend:
LSFE(*) Last Stone First End X Unplayed/unfinished end due to concession



Game Results

Sheet	Game	Team	LSFE	1	2	3	4	5	6	7	8	9	10	Extra Ends	Total
C	11	SUI - Switzerland		0	0	3	0	0	1	0	2	0	1	0	7
	10	RUS - Russian Federation	*	0	3	0	2	0	0	1	0	1	0	1	8

SUI - Switzerland	
4 V	HUERLIMANN Briar
3 S	STERN Elena
2	STERN Anna
1	KOLLER Celine
A	ISELI Noelle

RUS - Russian Federation	
4 S	MOISEEVA Victoria
3 V	VASILEVA Uliana
2	ARSENKINA Galina
1	PORTUNOVA Julia
A	DUYUNOVA Maria

Time remaining: 1 minute 14 seconds
0 minutes 36 seconds (after extra end)

Time-out: end 6 - SUI stone 7; end 11 - SUI stone 7

Time remaining: 1 minute 20 seconds
1 minute 25 seconds (after extra end)

Time-out: end 6 - RUS stone 7; end 11 - RUS stone 6

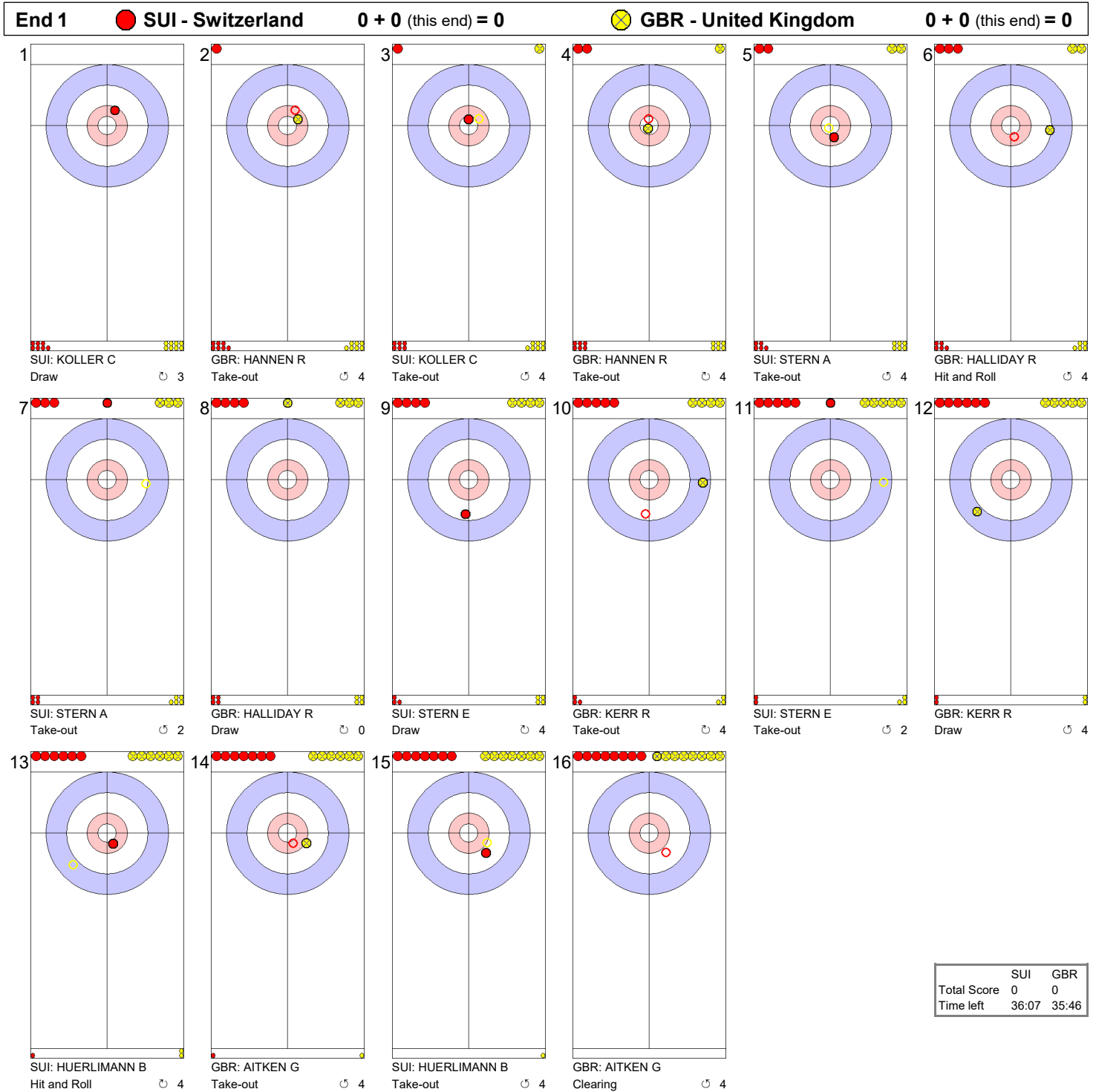
Note:
Team position and functions are attached to each team member's name as follows:
4 = Fourth, 3 = Third, 2 = Second, 1 = Lead, A = Alternate, S = Skip, V = Vice-Skip

Legend:
LSFE(*) Last Stone First End





Game - Shot by Shot



	SUI	GBR
Total Score	0	0
Time left	36:07	35:46





Game - Shot by Shot





Game - Shot by Shot



	SUI	GBR
Total Score	1	2
Time left	27:42	28:21



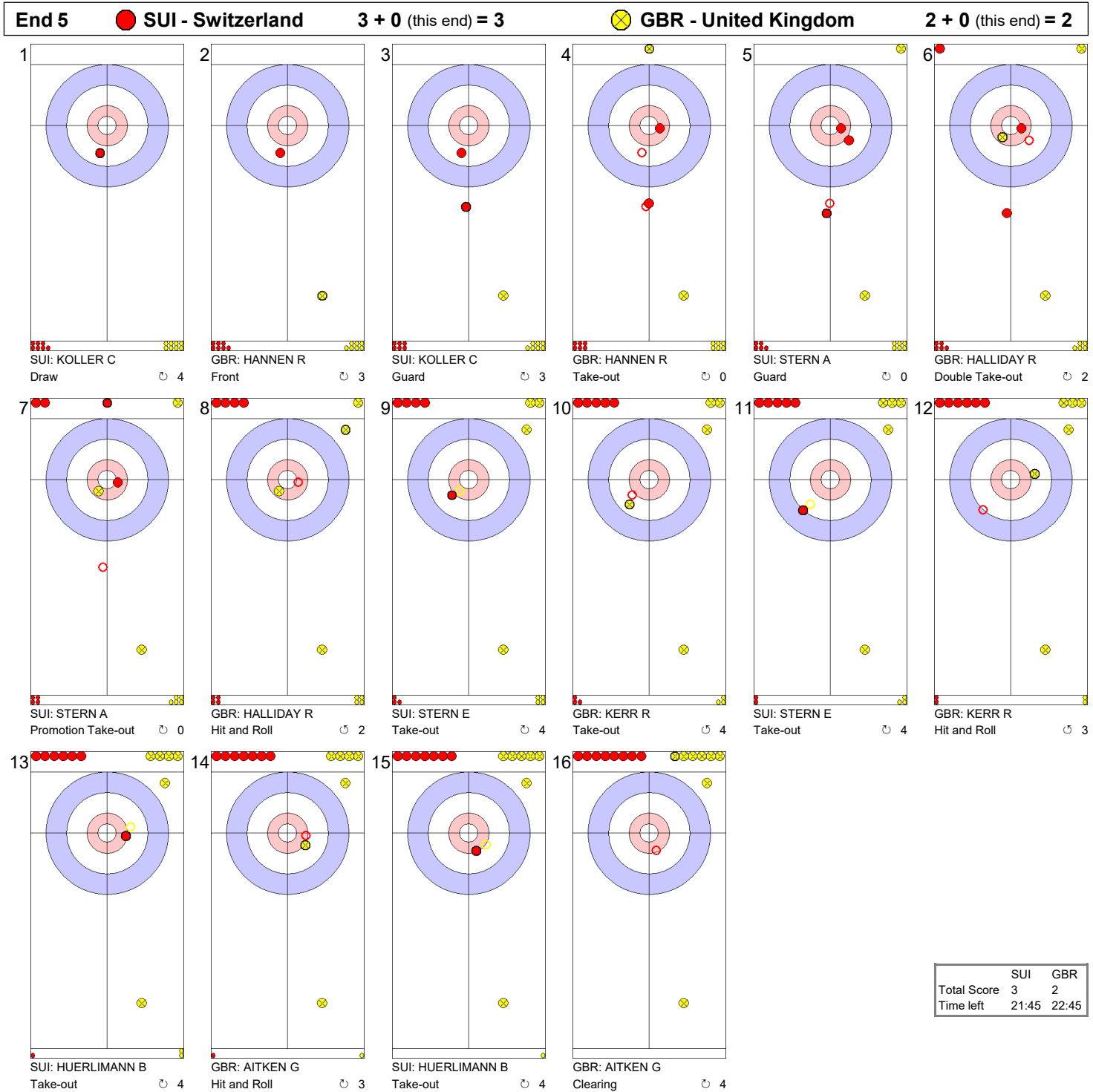


Game - Shot by Shot





Game - Shot by Shot

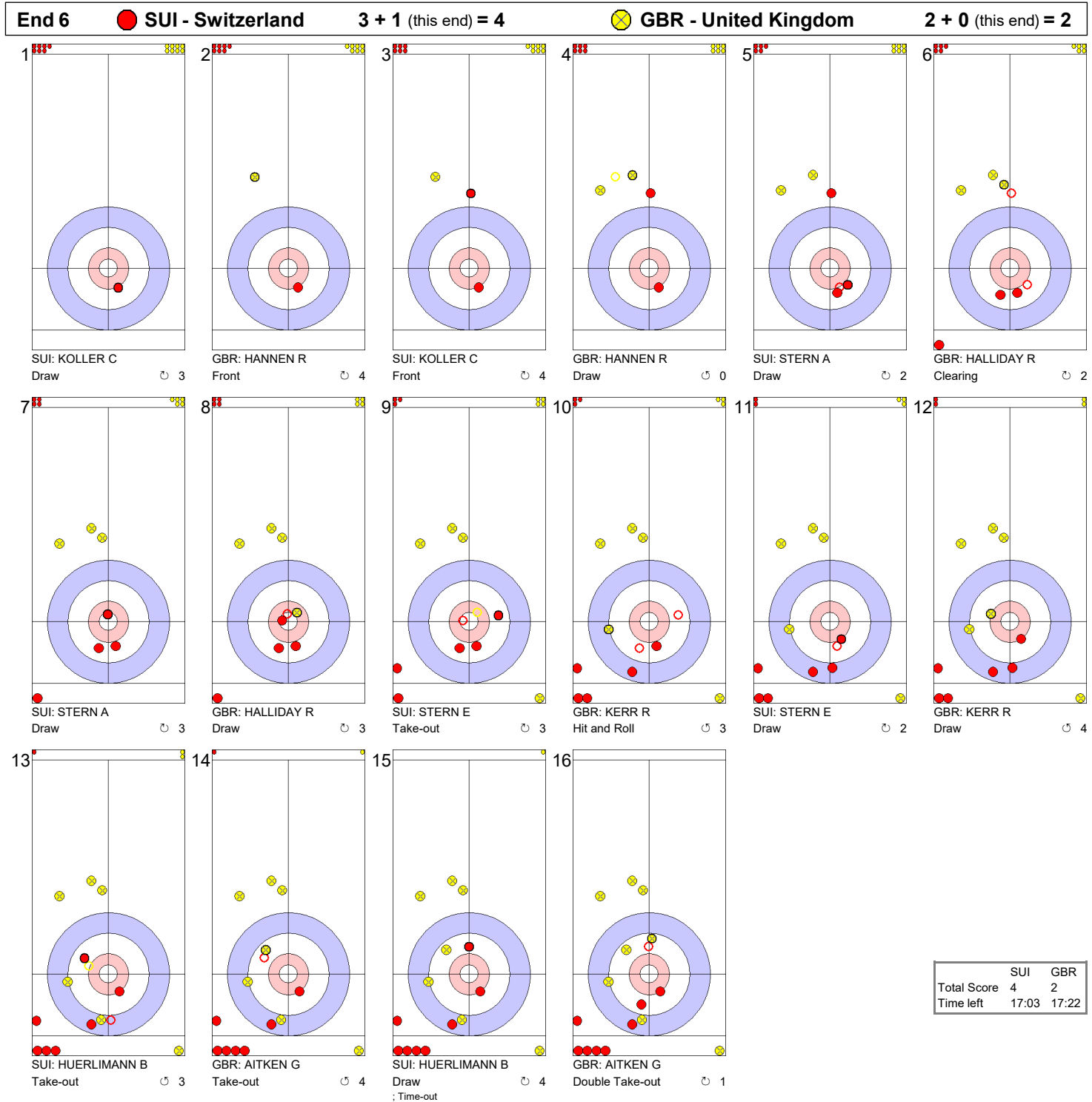


	SUI	GBR
Total Score	3	2
Time left	21:45	22:45



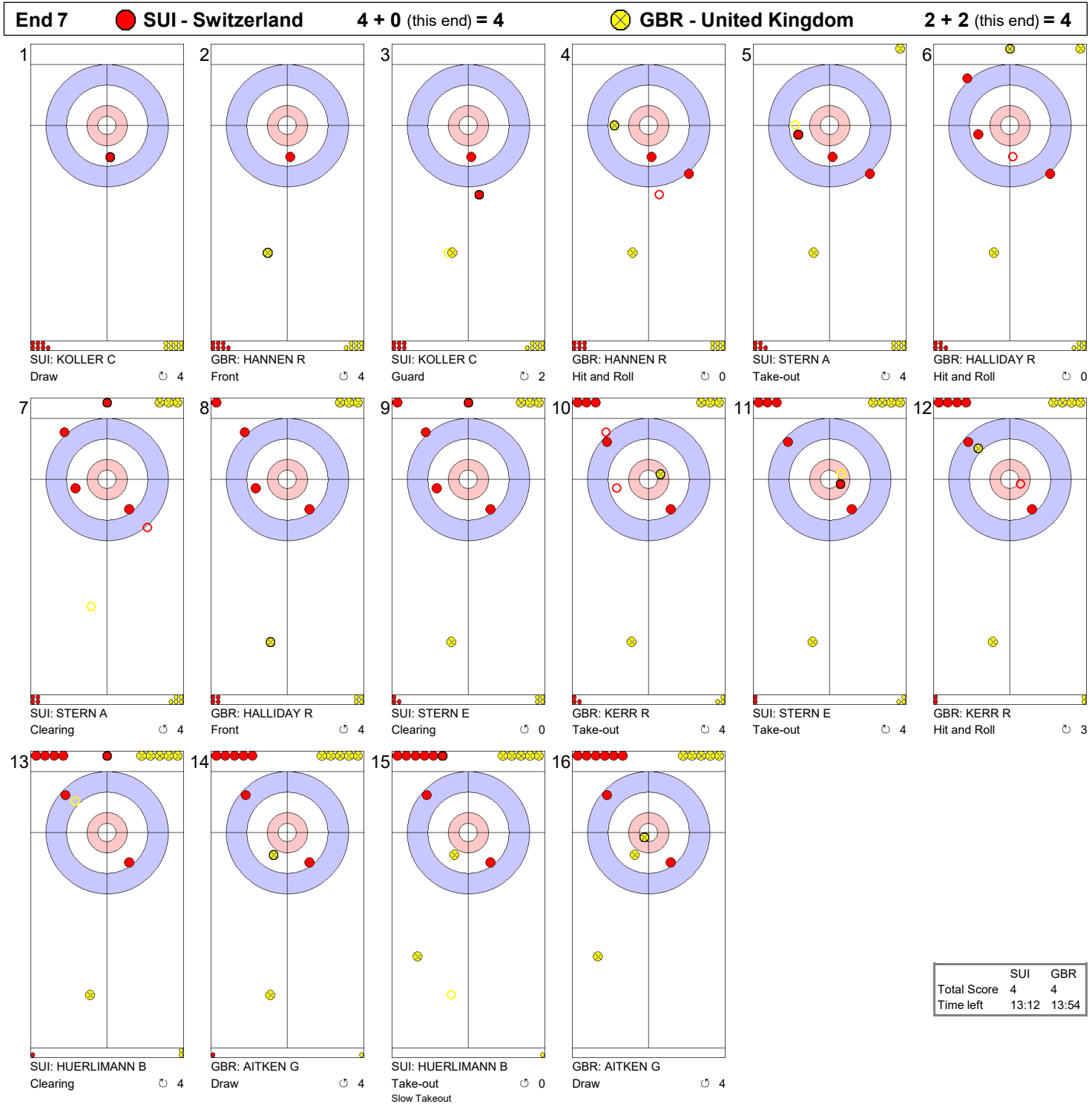


Game - Shot by Shot



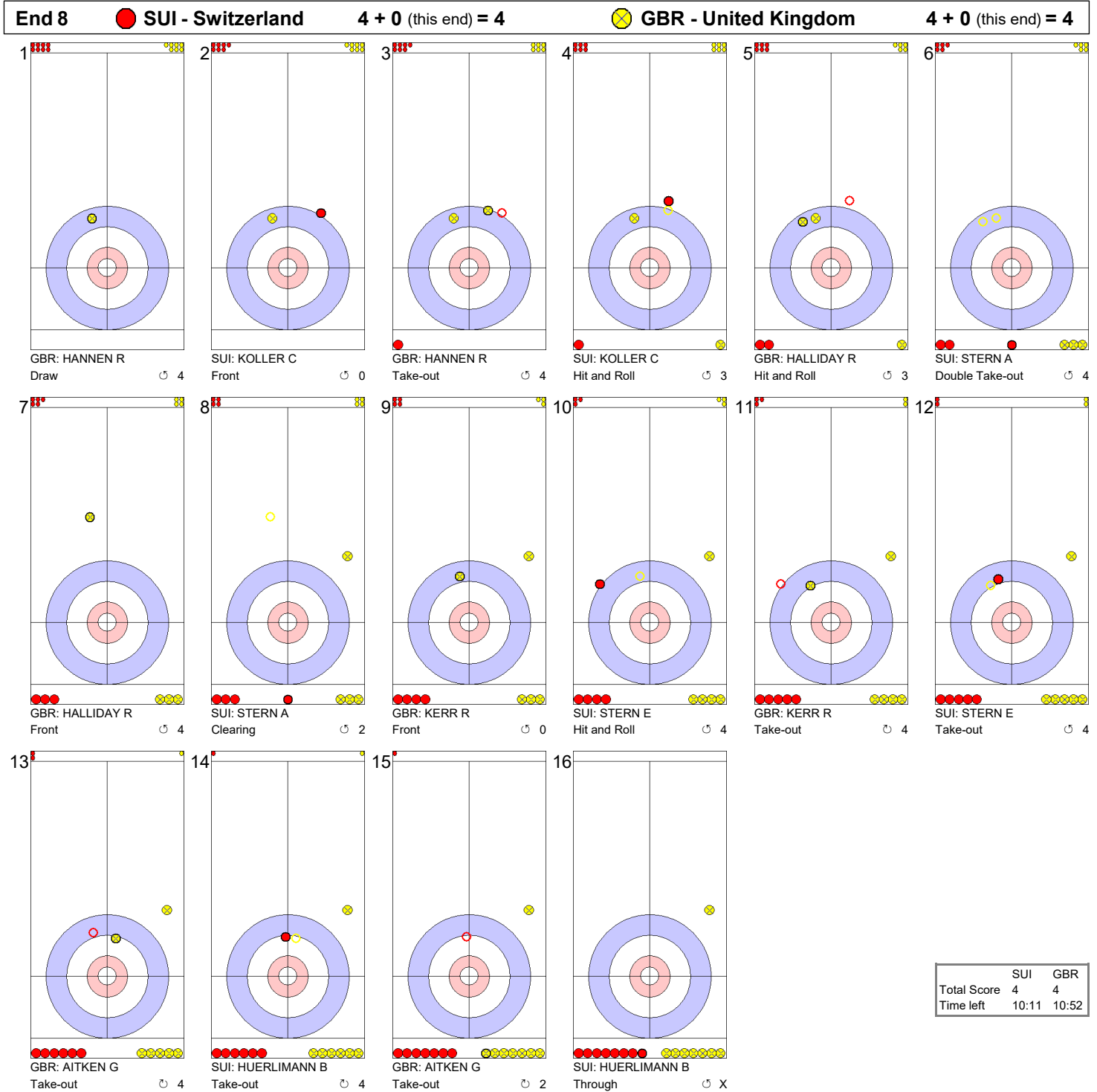


Game - Shot by Shot



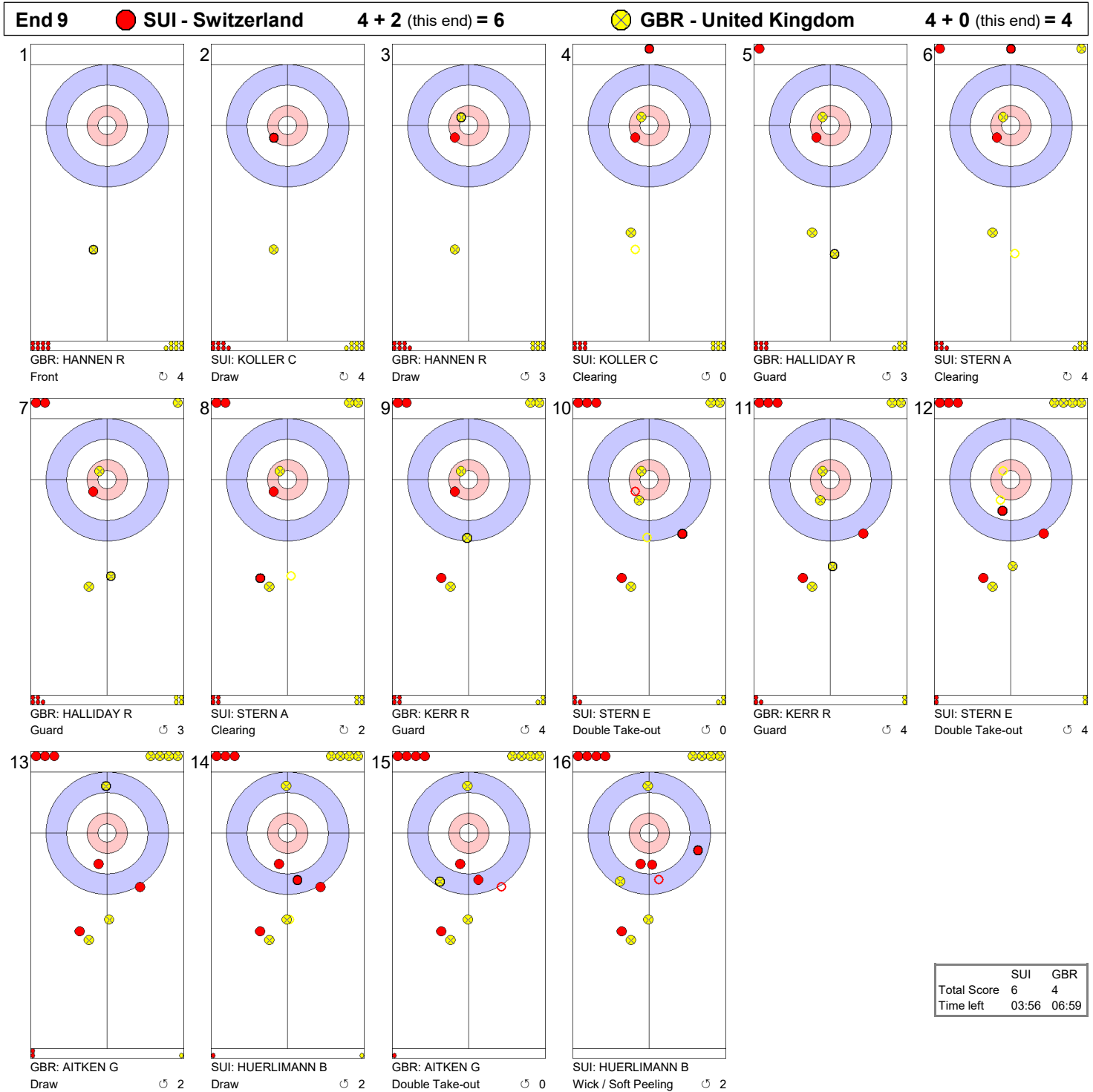


Game - Shot by Shot





Game - Shot by Shot





Game - Shot by Shot



Legend:
X Unfinished end due to concession





Game Results

Sheet	Game	Team	LSFE	1	2	3	4	5	6	7	8	9	10	Extra Ends	Total
E	10	SUI - Switzerland		0	1	0	2	0	1	0	0	2	X		6
	10	GBR - United Kingdom	*	0	0	2	0	0	0	2	0	0	X		4

SUI - Switzerland		Shot Success Game
4 V	HUERLIMANN Briar	84%
3 S	STERN Elena	66%
2	STERN Anna	61%
1	KOLLER Celine	79%
A	ISELI Noelle	-
Team Total		72%

GBR - United Kingdom		Shot Success Game
4 S	AITKEN Gina	68%
3 V	KERR Rowena	69%
2	HALLIDAY Rachael	71%
1	HANNEN Rachel	73%
A	WARD Angharad	-
Team Total		70%

Time remaining: 1 minute 35 seconds

Time-out: end 6 - SUI stone 8

Time remaining: 4 minutes 20 seconds

Time-out: end 10 - GBR stone 7

Shot Success Analysis

SUI - Switzerland		Draws	Take-outs	Game
4 HUERLIMANN Briar	↻	3 100%	7 93%	10 95%
	↺	3 67%	6 75%	9 72%
	Total	6 83%	13 85%	19 84%
3 STERN Elena	↻	2 75%	8 75%	10 75%
	↺	2 88%	8 50%	10 58%
	Total	4 81%	16 63%	20 66%
2 STERN Anna	↻	3 42%	8 56%	11 52%
	↺	0 -	9 72%	9 72%
	Total	3 42%	17 65%	20 61%
1 KOLLER Celine	↻	16 88%	0 -	16 88%
	↺	1 0%	3 58%	4 44%
	Total	17 82%	3 58%	20 79%
A ISELI Noelle	↻	0 -	0 -	0 -
	↺	0 -	0 -	0 -
	Total	0 -	0 -	0 -
Team	↻	24 82%	23 74%	47 78%
	↺	6 63%	26 64%	32 64%
	Total	30 78%	49 69%	79 72%

GBR - United Kingdom		Draws	Take-outs	Game
4 AITKEN Gina	↻	1 25%	7 79%	8 72%
	↺	5 70%	6 63%	11 66%
	Total	6 63%	13 71%	19 68%
3 KERR Rowena	↻	2 38%	4 94%	6 75%
	↺	8 59%	6 75%	14 66%
	Total	10 55%	10 83%	20 69%
2 HALLIDAY Rachael	↻	5 70%	6 58%	11 64%
	↺	4 88%	5 75%	9 81%
	Total	9 78%	11 66%	20 71%
1 HANNEN Rachel	↻	5 85%	3 33%	8 66%
	↺	9 69%	3 100%	12 77%
	Total	14 75%	6 67%	20 73%
A WARD Angharad	↻	0 -	0 -	0 -
	↺	0 -	0 -	0 -
	Total	0 -	0 -	0 -
Team	↻	13 67%	20 69%	33 68%
	↺	26 69%	20 75%	46 72%
	Total	39 69%	40 72%	79 70%

Note:

Team position and functions are attached to each team member's name as follows:
4 = Fourth, **3** = Third, **2** = Second, **1** = Lead, **A** = Alternate, **S** = Skip, **V** = Vice-Skip

Legend:

↻ Clockwise

↺ Counter-clockwise

LSFE(*) Last Stone First End

X Unplayed/unfinished end due to concession



Game Results

Sheet	Game	Team	LSFE	1	2	3	4	5	6	7	8	9	10	Extra Ends	Total
A	1	SWE - Sweden	*	1	0	0	3	0	0	2	0	0	0		6
	1	SUI - Switzerland		0	0	1	0	3	0	0	2	0	1		7

SWE - Sweden	
4 S	WRANAA Isabella
3	WAHLIN Jennie
2 V	WINQVIST DE VAL Almida
1	SJOEBERG Fanny
A	-

SUI - Switzerland	
4 V	HUERLIMANN Briar
3 S	STERN Elena
2	STERN Anna
1	KOLLER Celine
A	ISELI Noelle

Last Stone Draw	Distance
☺ WRANAA I	134.6cm
☹ WINQVIST DE VAL A	21.9cm
Total	156.5cm

Last Stone Draw	Distance
☺ KOLLER C	28.4cm
☹ STERN E	187.5cm
Total	215.9cm

Time remaining: 10 minutes 42 seconds

Time remaining: 5 minutes 16 seconds

Time-out: end 8 - SUI stone 5

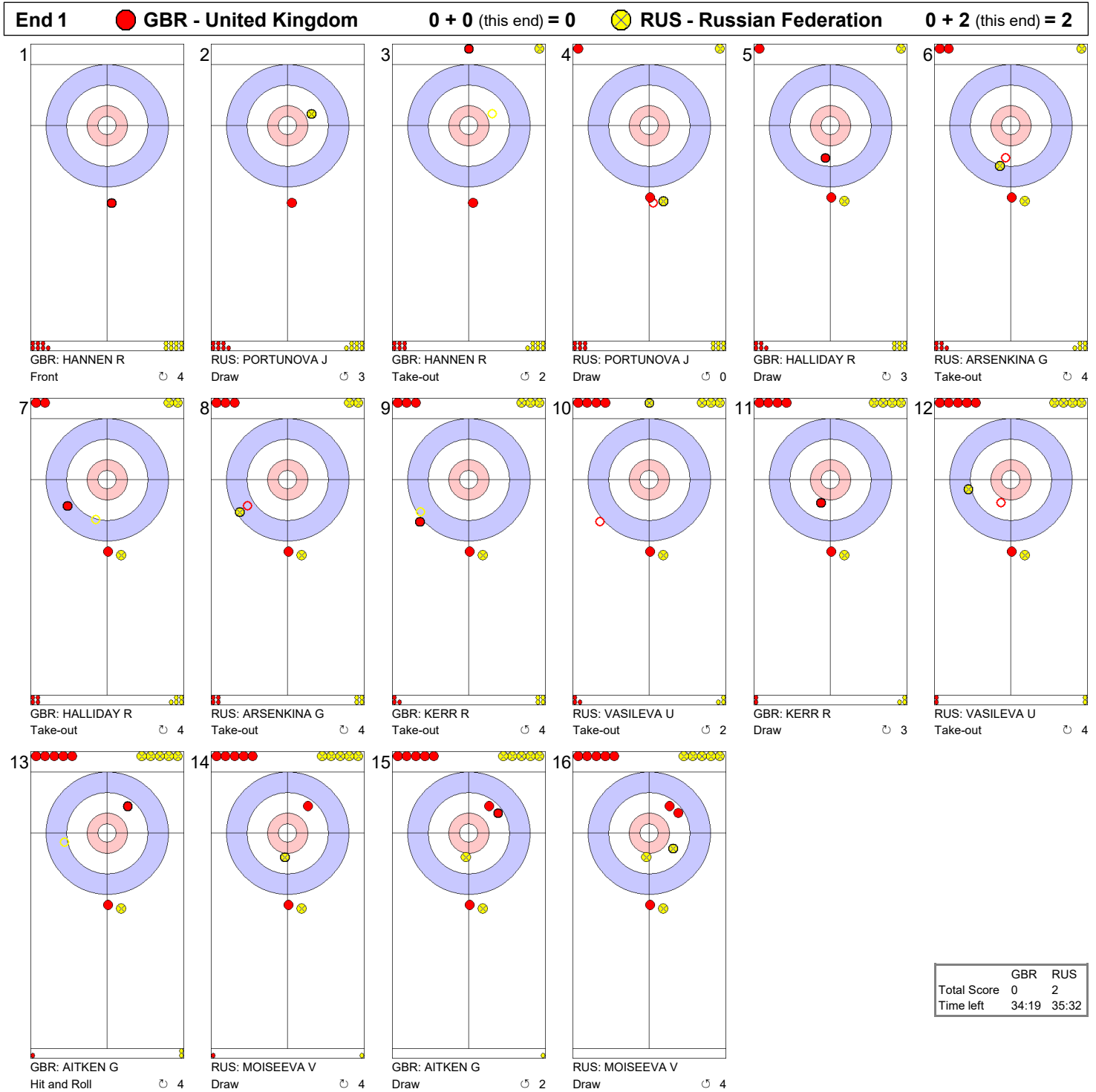
Note:
Team position and functions are attached to each team member's name as follows:
4 = Fourth, 3 = Third, 2 = Second, 1 = Lead, A = Alternate, S = Skip, V = Vice-Skip

Legend:
☺ Clockwise ☹ Counter-clockwise LSFE(*) Last Stone First End





Game - Shot by Shot





Game - Shot by Shot





Game - Shot by Shot



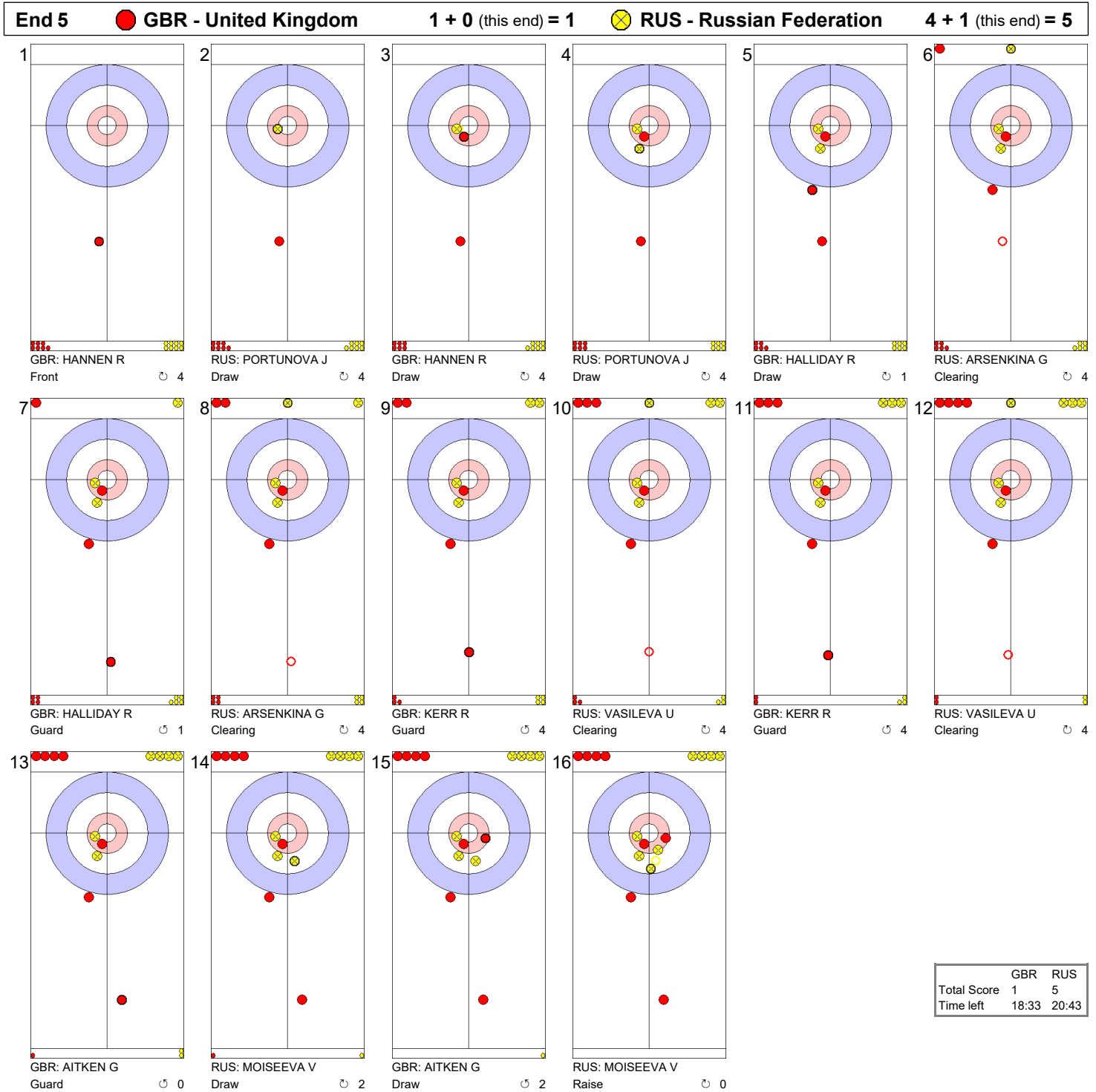


Game - Shot by Shot





Game - Shot by Shot





Game - Shot by Shot



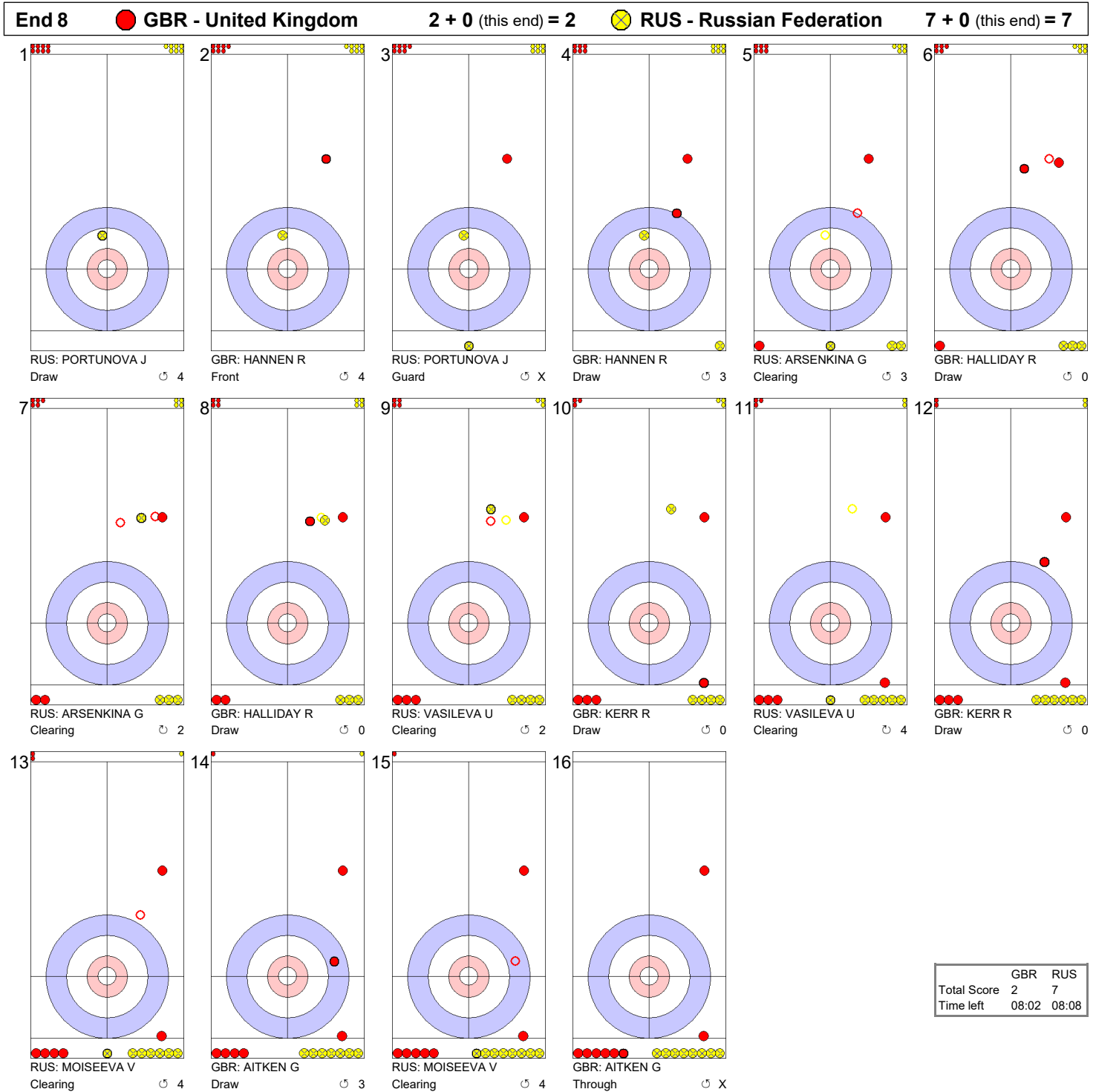


Game - Shot by Shot



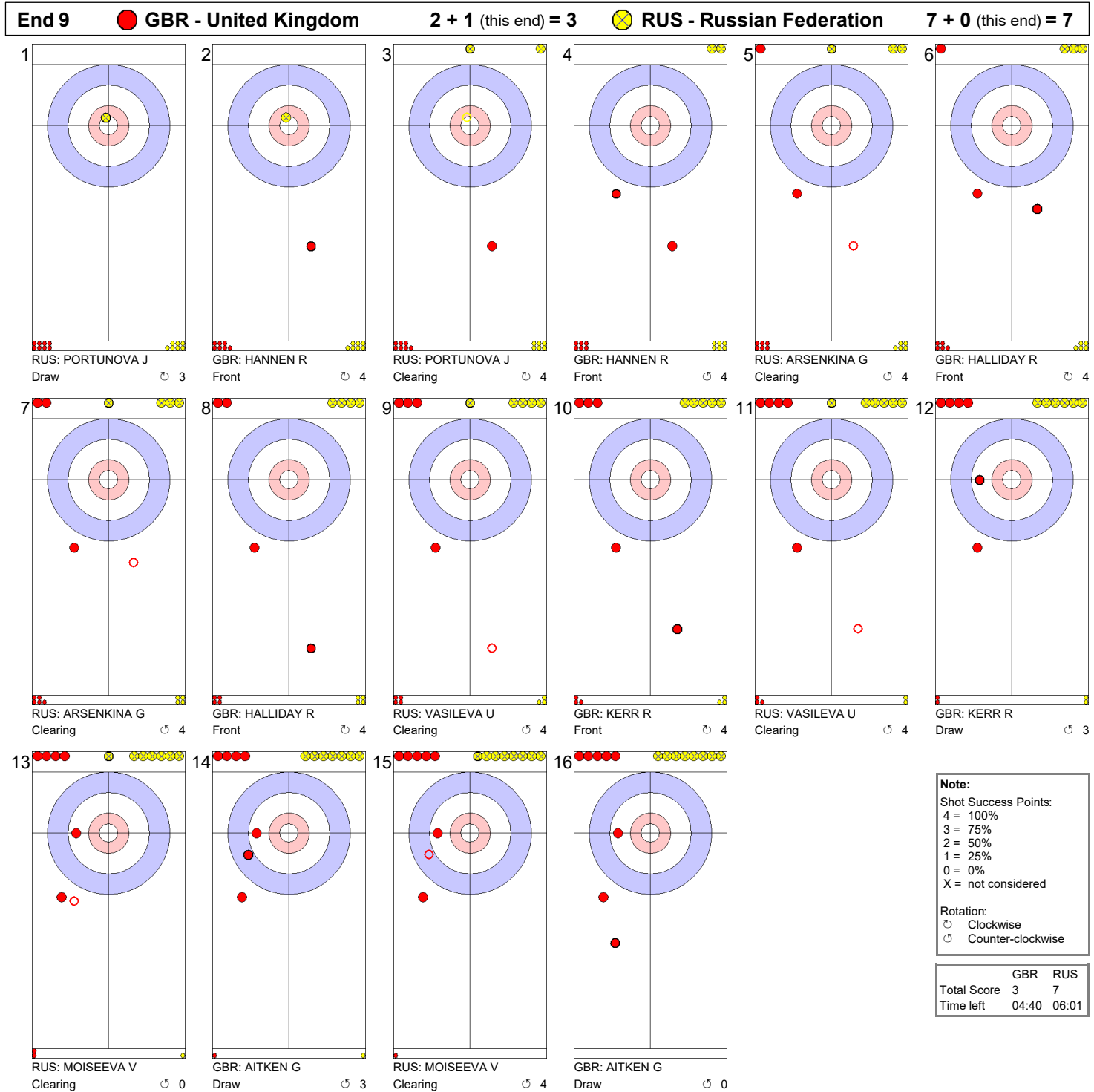


Game - Shot by Shot





Game - Shot by Shot





Game Results

Sheet	Game	Team	LSFE	1	2	3	4	5	6	7	8	9	10	Extra Ends	Total
B	1	GBR - United Kingdom		0	0	0	1	0	1	0	0	1	X		3
	1	RUS - Russian Federation	*	2	1	1	0	1	0	2	0	0	X		7

GBR - United Kingdom		Shot Success Game
4 S	AITKEN Gina	57%
3 V	KERR Rowena	49%
2	HALLIDAY Rachael	53%
1	HANNEN Rachel	78%
A	WARD Angharad	-
Team Total		59%

RUS - Russian Federation		Shot Success Game
4 S	MOISEEVA Victoria	79%
3 V	VASILEVA Uliana	78%
2	ARSENKINA Galina	69%
1	PORTUNOVA Julia	84%
A	DUYUNOVA Maria	-
Team Total		77%

Last Stone Draw	Distance
⌚ AITKEN G	80.5cm
⌚ HANNEN R	36.9cm
Total	117.4cm

Last Stone Draw	Distance
⌚ MOISEEVA V	10.2cm
⌚ PORTUNOVA J	64.8cm
Total	75.0cm

Time remaining: 4 minutes 40 seconds

Time remaining: 6 minutes 1 second

Shot Success Analysis

GBR - United Kingdom	Draws	Take-outs	Game
4 AITKEN Gina	⌚ 5 80%	2 88%	7 82%
	⌚ 7 43%	3 33%	10 40%
	Total 12 58%	5 55%	17 57%
3 KERR Rowena	⌚ 4 44%	4 6%	8 25%
	⌚ 6 63%	4 75%	10 68%
	Total 10 55%	8 41%	18 49%
2 HALLIDAY Rachael	⌚ 7 54%	1 100%	8 59%
	⌚ 8 34%	2 100%	10 48%
	Total 15 43%	3 100%	18 53%
1 HANNEN Rachel	⌚ 9 78%	0 -	9 78%
	⌚ 8 81%	1 50%	9 78%
	Total 17 79%	1 50%	18 78%
A WARD Angharad	⌚ 0 -	0 -	0 -
	⌚ 0 -	0 -	0 -
	Total 0 -	0 -	0 -
Team	⌚ 25 66%	7 43%	32 61%
	⌚ 29 55%	10 65%	39 58%
	Total 54 60%	17 56%	71 59%

RUS - Russian Federation	Draws	Take-outs	Game
4 MOISEEVA Victoria	⌚ 5 65%	2 100%	7 75%
	⌚ 4 75%	7 86%	11 82%
	Total 9 69%	9 89%	18 79%
3 VASILEVA Uliana	⌚ 3 42%	5 100%	8 78%
	⌚ 2 63%	8 81%	10 78%
	Total 5 50%	13 88%	18 78%
2 ARSENKINA Galina	⌚ 2 38%	5 90%	7 75%
	⌚ 1 0%	10 73%	11 66%
	Total 3 25%	15 78%	18 69%
1 PORTUNOVA Julia	⌚ 8 81%	1 100%	9 83%
	⌚ 8 84%	0 -	8 84%
	Total 16 83%	1 100%	17 84%
A DUYUNOVA Maria	⌚ 0 -	0 -	0 -
	⌚ 0 -	0 -	0 -
	Total 0 -	0 -	0 -
Team	⌚ 18 65%	13 96%	31 78%
	⌚ 15 73%	25 79%	40 77%
	Total 33 69%	38 85%	71 77%

Note:

Team position and functions are attached to each team member's name as follows:
4 = Fourth, **3** = Third, **2** = Second, **1** = Lead, **A** = Alternate, **S** = Skip, **V** = Vice-Skip

Legend:

⌚ Clockwise ⌚ Counter-clockwise LSFE(*) Last Stone First End
 X Unfinished end due to concession



Game Results

Sheet	Game	Team	LSFE	1	2	3	4	5	6	7	8	9	10	Extra Ends	Total
C	1	KAZ - Kazakhstan		0	0	0	1	0	1	0	X	X	X		2
	1	GER - Germany	*	3	1	1	0	4	0	4	X	X	X		13

KAZ - Kazakhstan	
4 S	YUNICHEVA Ramina
3 V	SURGAY Anastassiya
2	BAKANOVA Kamila
1	ALLIYAROVA Sitora
A	KAKHAROVA Zarina

GER - Germany	
4 S	BEER Maike
3	BEER Claudia
2 V	ABBES Emira
1	MUSKATEWITZ Nicole
A	-

Last Stone Draw	Distance
⌚ YUNICHEVA R	112.3cm
⌚ SURGAY A	109.0cm
Total	221.3cm

Last Stone Draw	Distance
⌚ BEER M	9.7cm
⌚ MUSKATEWITZ N	61.1cm
Total	70.8cm

Time remaining: 13 minutes 59 seconds

Time remaining: 14 minutes 31 seconds

Note:
Team position and functions are attached to each team member's name as follows:
4 = Fourth, 3 = Third, 2 = Second, 1 = Lead, A = Alternate, S = Skip, V = Vice-Skip

Legend:
 ⌚ Clockwise ⌚ Counter-clockwise LSFE(*) Last Stone First End
 X Unfinished end due to concession





Game Results

Sheet	Game	Team	LSFE	1	2	3	4	5	6	7	8	9	10	Extra Ends	Total
D	1	NOR - Norway		0	0	1	2	1	0	0	0	2	0		6
	1	KOR - Republic of Korea	*	0	1	0	0	0	3	1	3	0	1		9

NOR - Norway	
4 S	TRULSEN Pia
3	SKAGA Ingvild
2 V	FORBREGD Mari
1	HAALIEN Stine
A	-

KOR - Republic of Korea	
4 S	KIM Eunjung
3 V	KIM Kyeongae
2	KIM Seonyeong
1	KIM Yeongmi
A	-

Last Stone Draw		Distance
⌚	TRULSEN P	24.3cm
⌚	HAALIEN S	199.6cm
Total		223.9cm

Last Stone Draw		Distance
⌚	KIM E	47.5cm
⌚	KIM K	27.5cm
Total		75.0cm

Time remaining: 1 minute 47 seconds

Time remaining: 2 minutes 43 seconds

Note:
Team position and functions are attached to each team member's name as follows:
4 = Fourth, 3 = Third, 2 = Second, 1 = Lead, A = Alternate, S = Skip, V = Vice-Skip

Legend:
⌚ Clockwise ⌚ Counter-clockwise LSFE(*) Last Stone First End





Game Results

Sheet	Game	Team	LSFE	1	2	3	4	5	6	7	8	9	10	Extra Ends	Total
E	1	CHN - People's Republic of China	*	2	0	2	1	0	1	0	0	0	2	1	9
	1	CAN - Canada		0	1	0	0	2	0	3	1	1	0	0	8

CHN - People's Republic of China	
4 S	MEI Jie
3 V	MA Jingyi
2	YIN Yanxin
1	SUN Chengyu
A	CAO Ying

CAN - Canada	
4 S	ROCQUE Kelsey
3 V	SCHMIEMANN Danielle
2	McDONALD Taylor
1	THEROUX Taylore
A	-

Last Stone Draw	Distance
⌚ YIN Y	51.0cm
⌚ MEI J	49.8cm
Total	100.8cm

Last Stone Draw	Distance
⌚ ROCQUE K	144.6cm
⌚ McDONALD T	199.6cm
Total	344.2cm

Time remaining: 6 minutes 7 seconds
 1 minute 33 seconds (after extra end)
 Time-out: end 11 - CHN stone 7

Time remaining: 2 minutes 29 seconds
 0 minutes 59 seconds (after extra end)
 Time-out: end 7 - CAN stone 7

Note:
 Team position and functions are attached to each team member's name as follows:
 4 = Fourth, 3 = Third, 2 = Second, 1 = Lead, A = Alternate, S = Skip, V = Vice-Skip

Legend:
 ⌚ Clockwise ⌚ Counter-clockwise LSFE(*) Last Stone First End





Game Results

Sheet	Game	Team	LSFE	1	2	3	4	5	6	7	8	9	10	Extra Ends	Total
A	2	RUS - Russian Federation	*	2	0	1	0	2	2	0	2	X	X		9
	2	NOR - Norway		0	1	0	1	0	0	1	0	X	X		3

RUS - Russian Federation	
4 S	MOISEEVA Victoria
3 V	VASILEVA Uliana
2	ARSENKINA Galina
1	PORTUNOVA Julia
A	DUYUNOVA Maria

NOR - Norway	
4 S	TRULSEN Pia
3	SKAGA Ingvild
2 V	FORBREGD Mari
1	HAALIEN Stine
A	-

Last Stone Draw		Distance
⌚	VASILEVA U	36.0cm
⌚	ARSENKINA G	33.9cm
Total		69.9cm

Last Stone Draw		Distance
⌚	HAALIEN S	199.6cm
⌚	TRULSEN P	119.4cm
Total		319.0cm

Time remaining: 14 minutes 59 seconds
Time-out: end 5 - RUS stone 4

Time remaining: 13 minutes 55 seconds
Time-out: end 5 - NOR stone 8

Note:
Team position and functions are attached to each team member's name as follows:
4 = Fourth, 3 = Third, 2 = Second, 1 = Lead, A = Alternate, S = Skip, V = Vice-Skip

Legend:
⌚ Clockwise ⌚ Counter-clockwise LSFE(*) Last Stone First End
X Unfinished end due to concession





Game Results

Sheet	Game	Team	LSFE	1	2	3	4	5	6	7	8	9	10	Extra Ends	Total
B	2	SUI - Switzerland		0	0	0	2	0	2	0	0	2	2		8
	2	KOR - Republic of Korea	*	0	2	1	0	2	0	2	0	0	0		7

SUI - Switzerland	
4 V	HUERLIMANN Briar
3 S	STERN Elena
2	STERN Anna
1	KOLLER Celine
A	ISELI Noelle

KOR - Republic of Korea	
4 S	KIM Eunjung
3 V	KIM Kyeongae
2	KIM Seonyeong
1	KIM Yeongmi
A	-

Last Stone Draw	Distance
⌚ HUERLIMANN B	162.6cm
⌚ STERN A	152.8cm
Total	315.4cm

Last Stone Draw	Distance
⌚ KIM Y	39.0cm
⌚ KIM S	112.1cm
Total	151.1cm

Time remaining: 4 minutes 2 seconds
Time-out: end 9 - SUI stone 3

Time remaining: 6 minutes 39 seconds
Time-out: end 10 - KOR stone 7

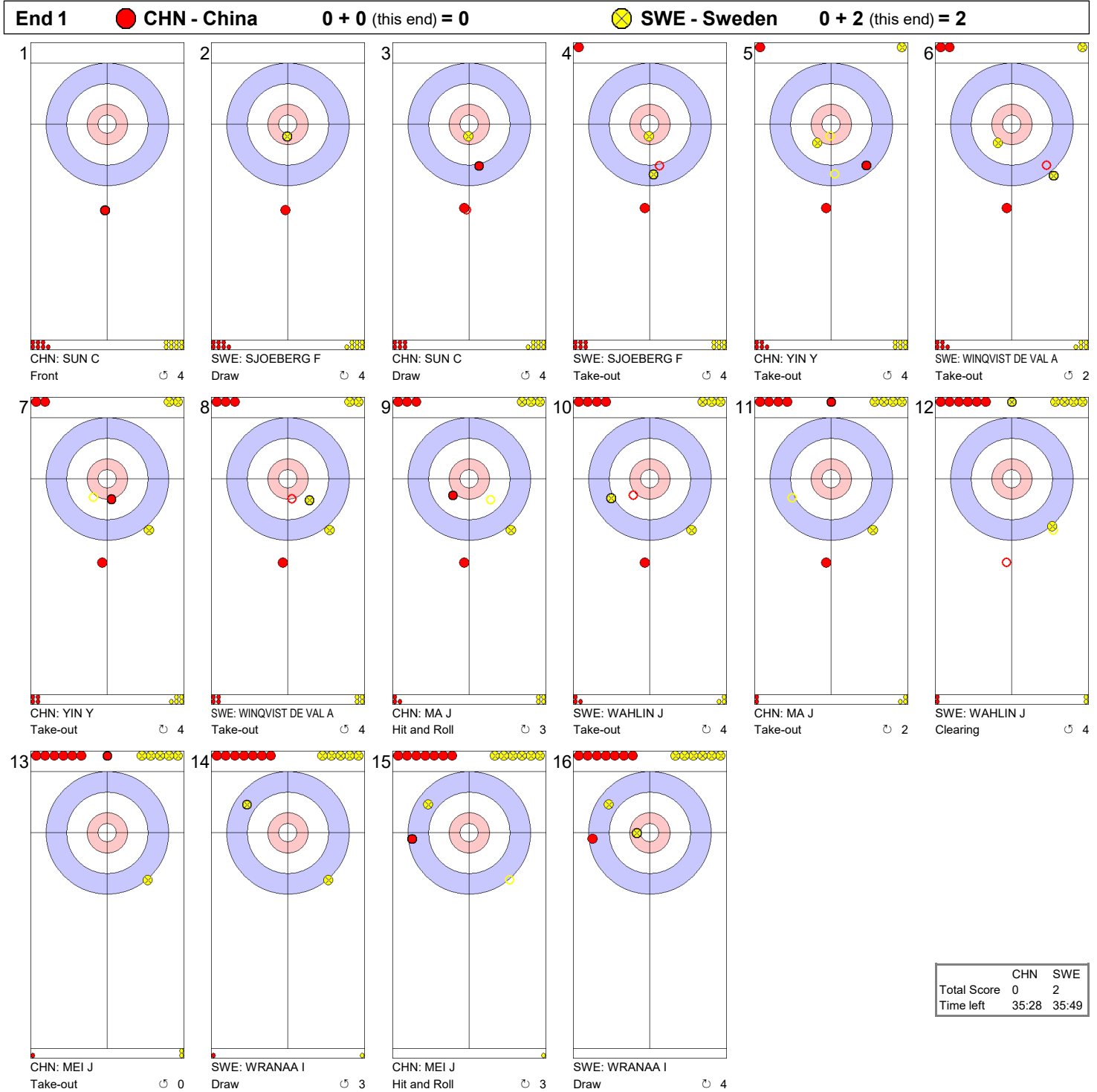
Note:
Team position and functions are attached to each team member's name as follows:
4 = Fourth, 3 = Third, 2 = Second, 1 = Lead, A = Alternate, S = Skip, V = Vice-Skip

Legend:
⌚ Clockwise ⌚ Counter-clockwise LSFE(*) Last Stone First End





Game - Shot by Shot

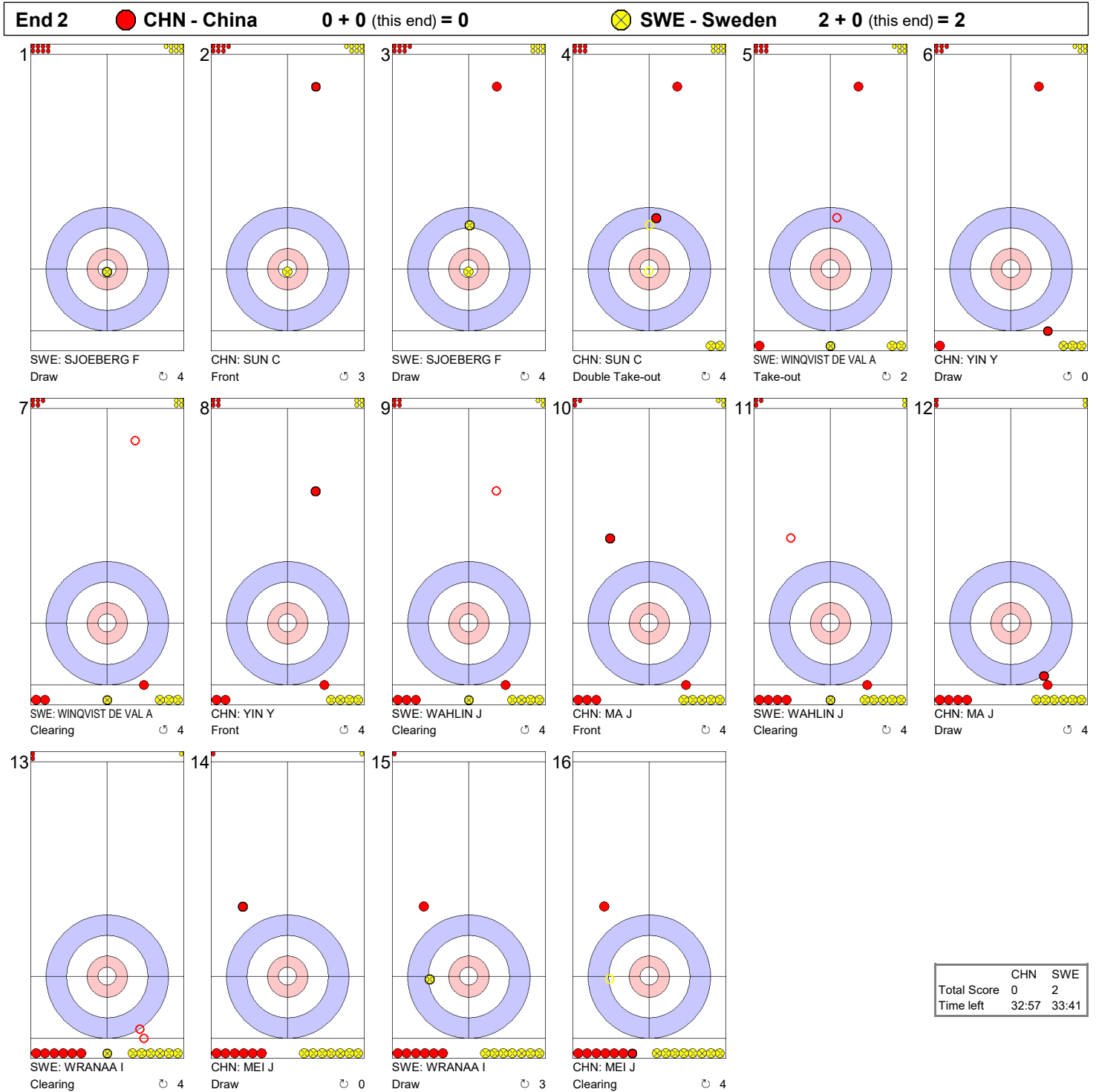


	CHN	SWE
Total Score	0	2
Time left	35:28	35:49





Game - Shot by Shot





Game - Shot by Shot



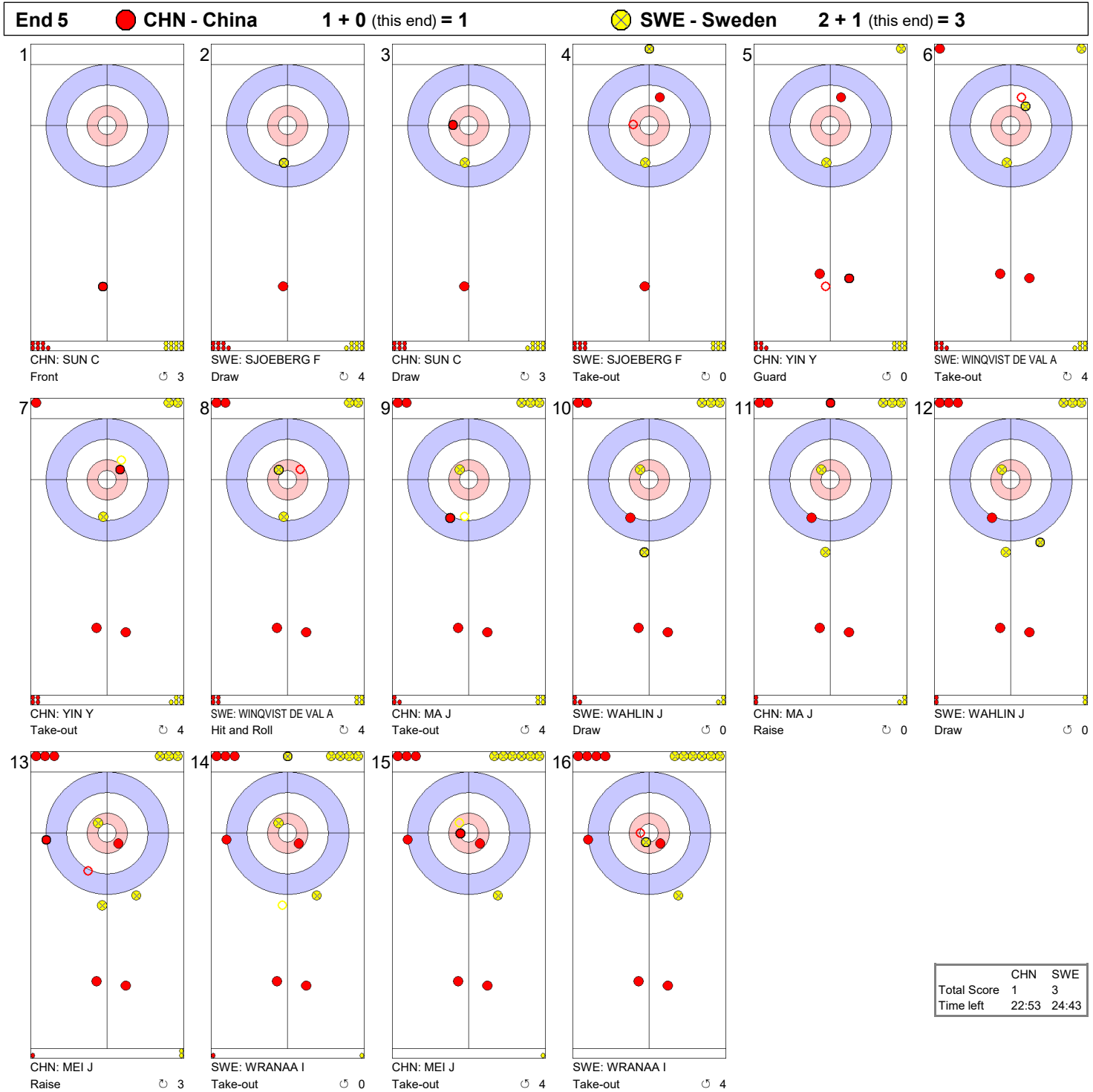


Game - Shot by Shot



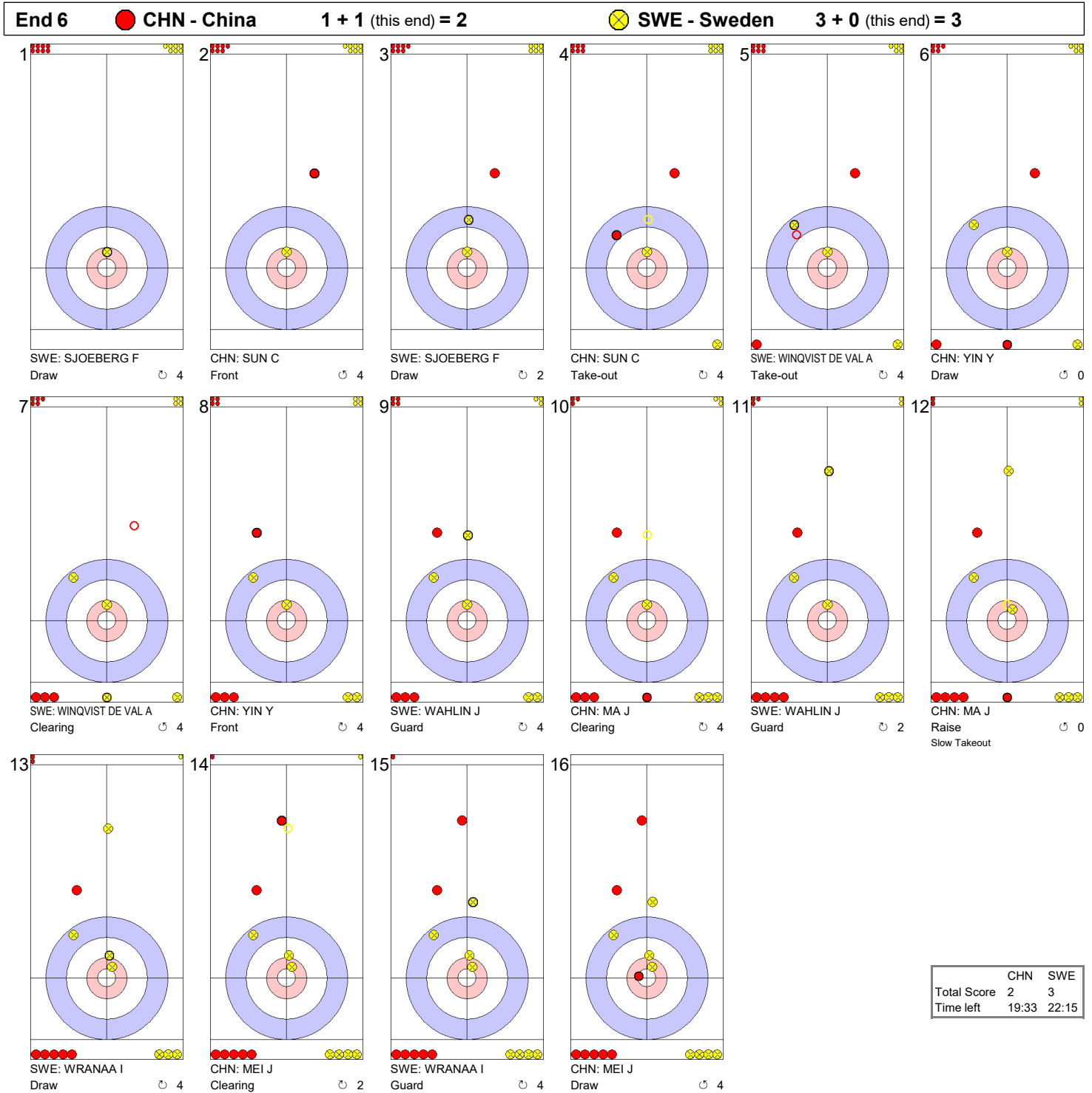


Game - Shot by Shot





Game - Shot by Shot





Game - Shot by Shot

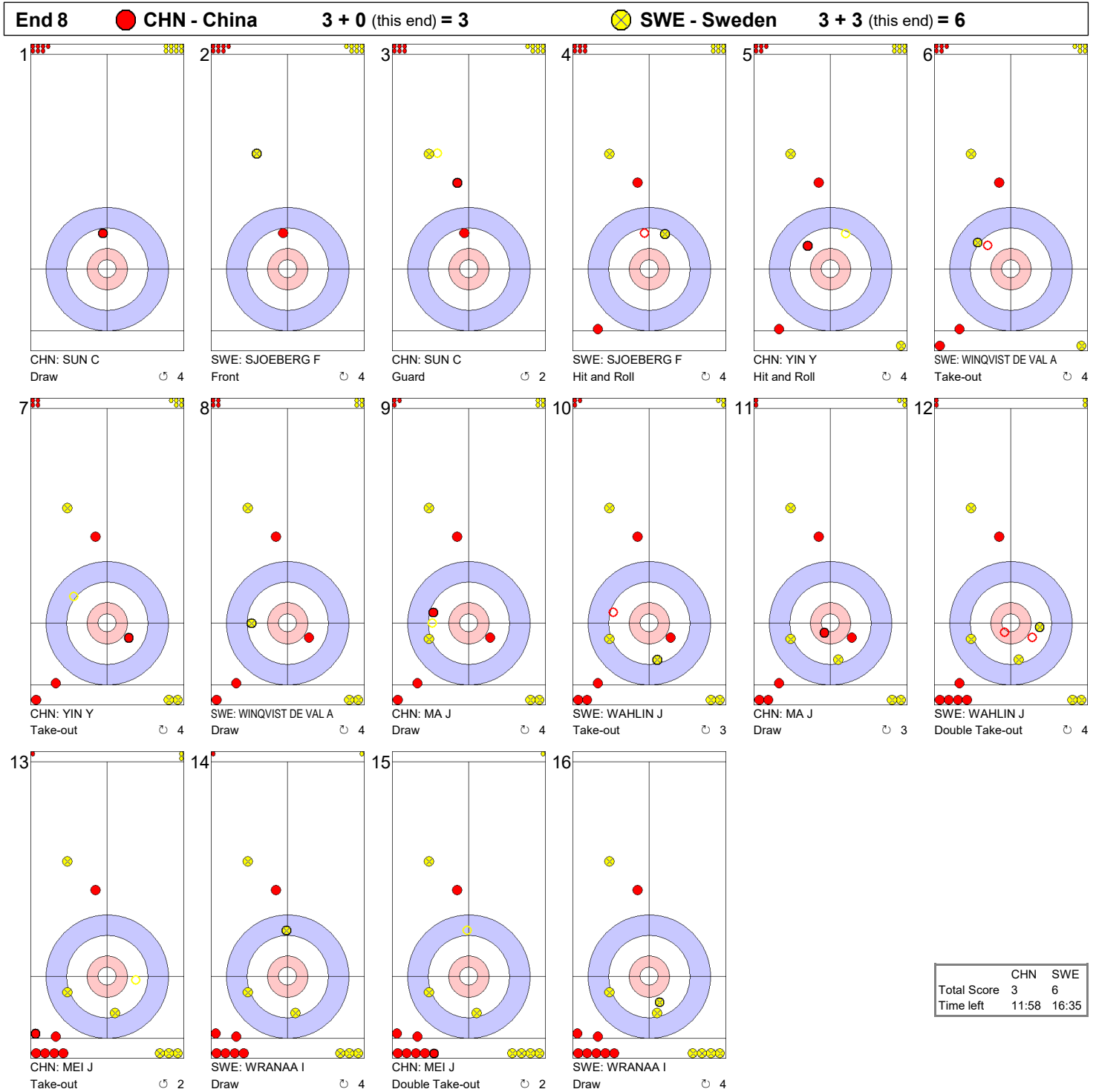


	CHN	SWE
Total Score	3	3
Time left	15:59	18:51





Game - Shot by Shot



	CHN	SWE
Total Score	3	6
Time left	11:58	16:35





Game - Shot by Shot

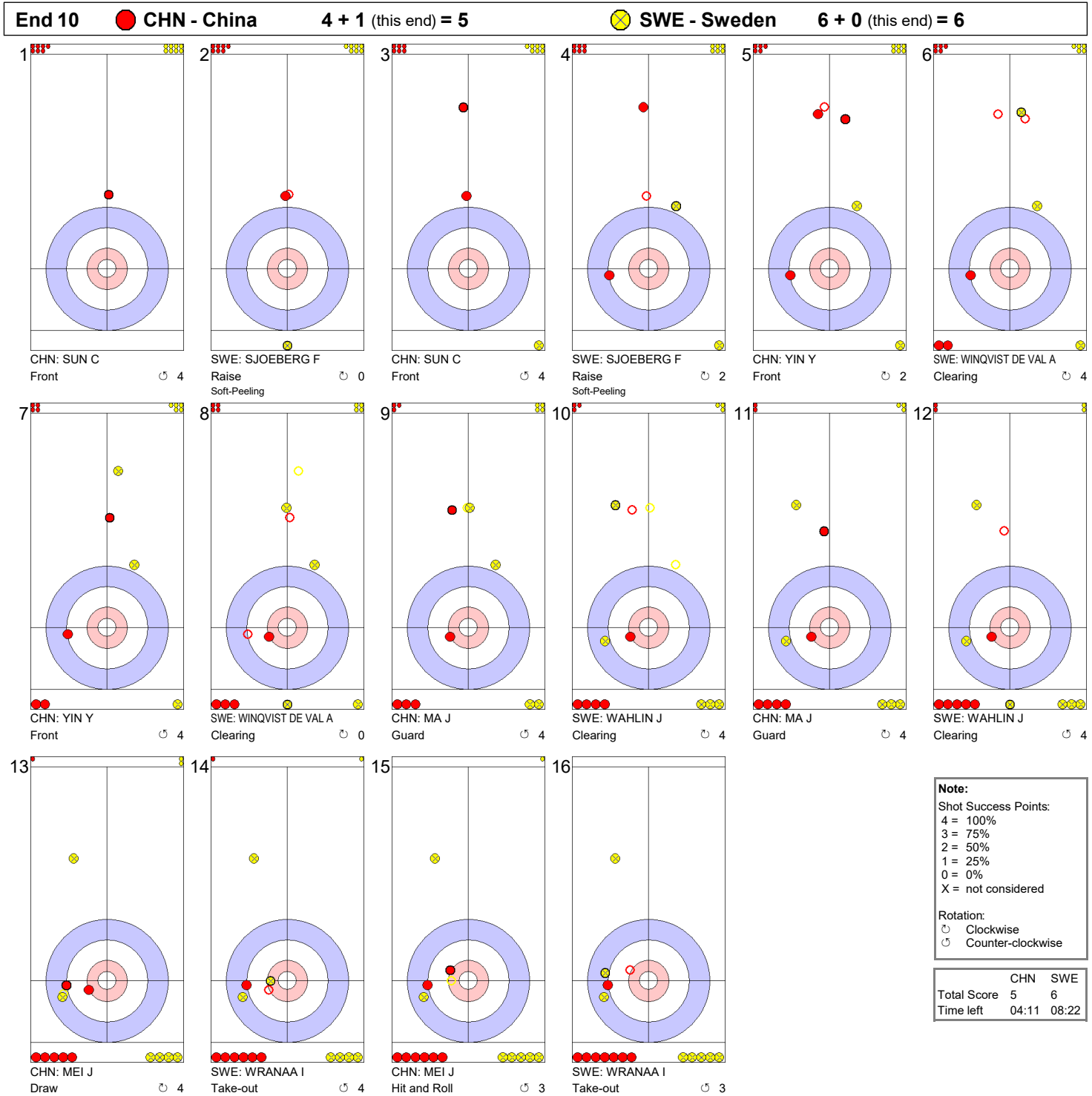


	CHN	SWE
Total Score	4	6
Time left	07:52	11:40





Game - Shot by Shot





Game Results

Sheet	Game	Team	LSFE	1	2	3	4	5	6	7	8	9	10	Extra Ends	Total
C	2	CHN - People's Republic of China		0	0	0	1	0	1	1	0	1	1		5
	2	SWE - Sweden	*	2	0	0	0	1	0	0	3	0	0		6

CHN - People's Republic of China		Shot Success Game
4 S	MEI Jie	59%
3 V	MA Jingyi	78%
2	YIN Yanxin	76%
1	SUN Chengyu	83%
A	CAO Ying	-
Team Total		74%

SWE - Sweden		Shot Success Game
4 S	WRANAA Isabella	75%
3	WAHLIN Jennie	78%
2 V	WINQVIST DE VAL Almida	80%
1	SJOEBERG Fanny	76%
A	-	-
Team Total		77%

Last Stone Draw		Distance
☺	SUN C	137.5cm
☹	MA J	121.6cm
Total		259.1cm

Last Stone Draw		Distance
☺	SJOEBERG F	167.0cm
☹	WAHLIN J	91.5cm
Total		258.5cm

Time remaining: 4 minutes 11 seconds

Time remaining: 8 minutes 22 seconds

Time-out: end 9 - SWE stone 7

Shot Success Analysis

CHN - People's Republic of China	Draws	Take-outs	Game
4 MEI Jie	☺ 4 44%	6 71%	10 60%
	☹ 4 75%	6 46%	10 58%
	Total 8 59%	12 58%	20 59%
3 MA Jingyi	☺ 5 75%	4 81%	9 78%
	☹ 10 75%	1 100%	11 77%
	Total 15 75%	5 85%	20 78%
2 YIN Yanxin	☺ 3 83%	7 93%	10 90%
	☹ 9 58%	1 100%	10 63%
	Total 12 65%	8 94%	20 76%
1 SUN Chengyu	☺ 1 75%	3 83%	4 81%
	☹ 15 88%	1 0%	16 83%
	Total 16 88%	4 63%	20 83%
A CAO Ying	☺ 0 -	0 -	0 -
	☹ 0 -	0 -	0 -
	Total 0 -	0 -	0 -
Team	☺ 13 67%	20 83%	33 77%
	☹ 38 76%	9 53%	47 72%
	Total 51 74%	29 73%	80 74%

SWE - Sweden	Draws	Take-outs	Game
4 WRANAA Isabella	☺ 7 96%	3 67%	10 88%
	☹ 4 50%	6 71%	10 63%
	Total 11 80%	9 69%	20 75%
3 WAHLIN Jennie	☺ 2 75%	7 89%	9 86%
	☹ 4 50%	7 82%	11 70%
	Total 6 58%	14 86%	20 78%
2 WINQVIST DE VAL Almida	☺ 1 100%	11 77%	12 79%
	☹ 1 0%	7 93%	8 81%
	Total 2 50%	18 83%	20 80%
1 SJOEBERG Fanny	☺ 16 80%	2 50%	18 76%
	☹ 0 -	2 75%	2 75%
	Total 16 80%	4 63%	20 76%
A -	☺ 0 -	0 -	0 -
	☹ 0 -	0 -	0 -
	Total 0 -	0 -	0 -
Team	☺ 26 85%	23 77%	49 81%
	☹ 9 44%	22 82%	31 71%
	Total 35 74%	45 79%	80 77%

Note:

Team position and functions are attached to each team member's name as follows:
4 = Fourth, **3** = Third, **2** = Second, **1** = Lead, **A** = Alternate, **S** = Skip, **V** = Vice-Skip

Legend:

☺ Clockwise

☹ Counter-clockwise

LSFE(*) Last Stone First End



Game Results

Sheet	Game	Team	LSFE	1	2	3	4	5	6	7	8	9	10	Extra Ends	Total
D	2	CAN - Canada	*	0	0	0	1	0	2	0	2	1	X		6
	2	GER - Germany		0	0	0	0	1	0	1	0	0	X		2

CAN - Canada	
4 S	ROCQUE Kelsey
3 V	SCHMIEMANN Danielle
2	McDONALD Taylor
1	THEROUX Taylore
A	-

GER - Germany	
4 S	BEER Maike
3	BEER Claudia
2 V	ABBES Emira
1	MUSKATEWITZ Nicole
A	-

Last Stone Draw		Distance
🕒	THEROUX T	23.1cm
🕒	SCHMIEMANN D	135.6cm
Total		158.7cm

Last Stone Draw		Distance
🕒	ABBES E	44.7cm
🕒	BEER C	126.2cm
Total		170.9cm

Time remaining: 5 minutes 32 seconds

Time remaining: 3 minutes 54 seconds

Time-out: end 9 - GER stone 3

Note:
Team position and functions are attached to each team member's name as follows:
4 = Fourth, 3 = Third, 2 = Second, 1 = Lead, A = Alternate, S = Skip, V = Vice-Skip

Legend:
🕒 Clockwise 🕒 Counter-clockwise LSFE(*) Last Stone First End
X Unfinished end due to concession





Game Results

Sheet	Game	Team	LSFE	1	2	3	4	5	6	7	8	9	10	Extra Ends	Total
E	2	GBR - United Kingdom		0	4	1	0	2	0	3	X	X	X		10
	2	KAZ - Kazakhstan	*	1	0	0	2	0	1	0	X	X	X		4

GBR - United Kingdom	
4 S	AITKEN Gina
3 V	KERR Rowena
2	HALLIDAY Rachael
1	HANNEN Rachel
A	WARD Angharad

KAZ - Kazakhstan	
4 S	YUNICHEVA Ramina
3 V	SURGAY Anastassiya
2	BAKANOVA Kamila
1	ALLIYAROVA Sitora
A	KAKHAROVA Zarina

Last Stone Draw

🕒	KERR R	Distance	50.2cm
🕒	HALLIDAY R	Distance	165.8cm
Total		216.0cm	

Last Stone Draw

🕒	SURGAY A	Distance	60.5cm
🕒	YUNICHEVA R	Distance	22.4cm
Total		82.9cm	

Time remaining: 11 minutes 10 seconds

Time remaining: 13 minutes 19 seconds

Note:
Team position and functions are attached to each team member's name as follows:
4 = Fourth, **3** = Third, **2** = Second, **1** = Lead, **A** = Alternate, **S** = Skip, **V** = Vice-Skip

Legend:
🕒 Clockwise 🕒 Counter-clockwise LSFE(*) Last Stone First End
X Unfinished end due to concession





Game Results

Sheet	Game	Team	LSFE	1	2	3	4	5	6	7	8	9	10	Extra Ends	Total
A	3	GER - Germany	*	0	2	0	1	0	0	2	0	2	0		7
	3	GBR - United Kingdom		0	0	3	0	0	2	0	1	0	2		8

GER - Germany	
4 S	BEER Maike
3	BEER Claudia
2 V	ABBES Emira
1	MUSKATEWITZ Nicole
A	-

GBR - United Kingdom	
4 S	AITKEN Gina
3 V	KERR Rowena
2	HALLIDAY Rachael
1	HANNEN Rachel
A	WARD Angharad

Last Stone Draw	Distance
⌚ MUSKATEWITZ N	119.6cm
⌚ BEER M	29.9cm
Total	149.5cm

Last Stone Draw	Distance
⌚ HANNEN R	69.0cm
⌚ AITKEN G	199.6cm
Total	268.6cm

Time remaining: 1 minute 2 seconds

Time remaining: 4 minutes 28 seconds

Time-out: end 10 - GER stone 3

Note:
Team position and functions are attached to each team member's name as follows:
4 = Fourth, 3 = Third, 2 = Second, 1 = Lead, A = Alternate, S = Skip, V = Vice-Skip

Legend:
⌚ Clockwise ⌚ Counter-clockwise LSFE(*) Last Stone First End





Game - Shot by Shot

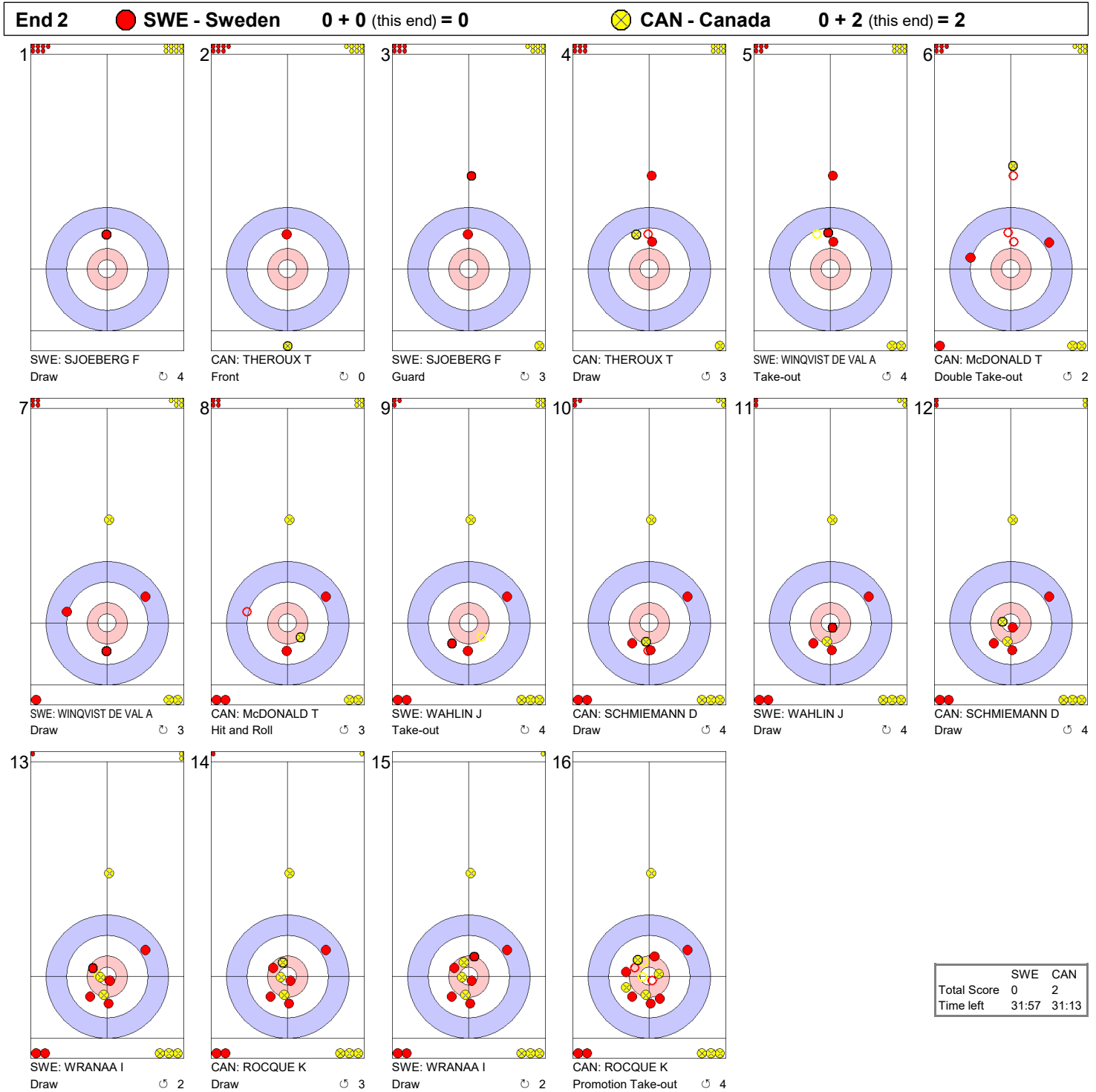


	SWE	CAN
Total Score	0	0
Time left	36:24	35:17



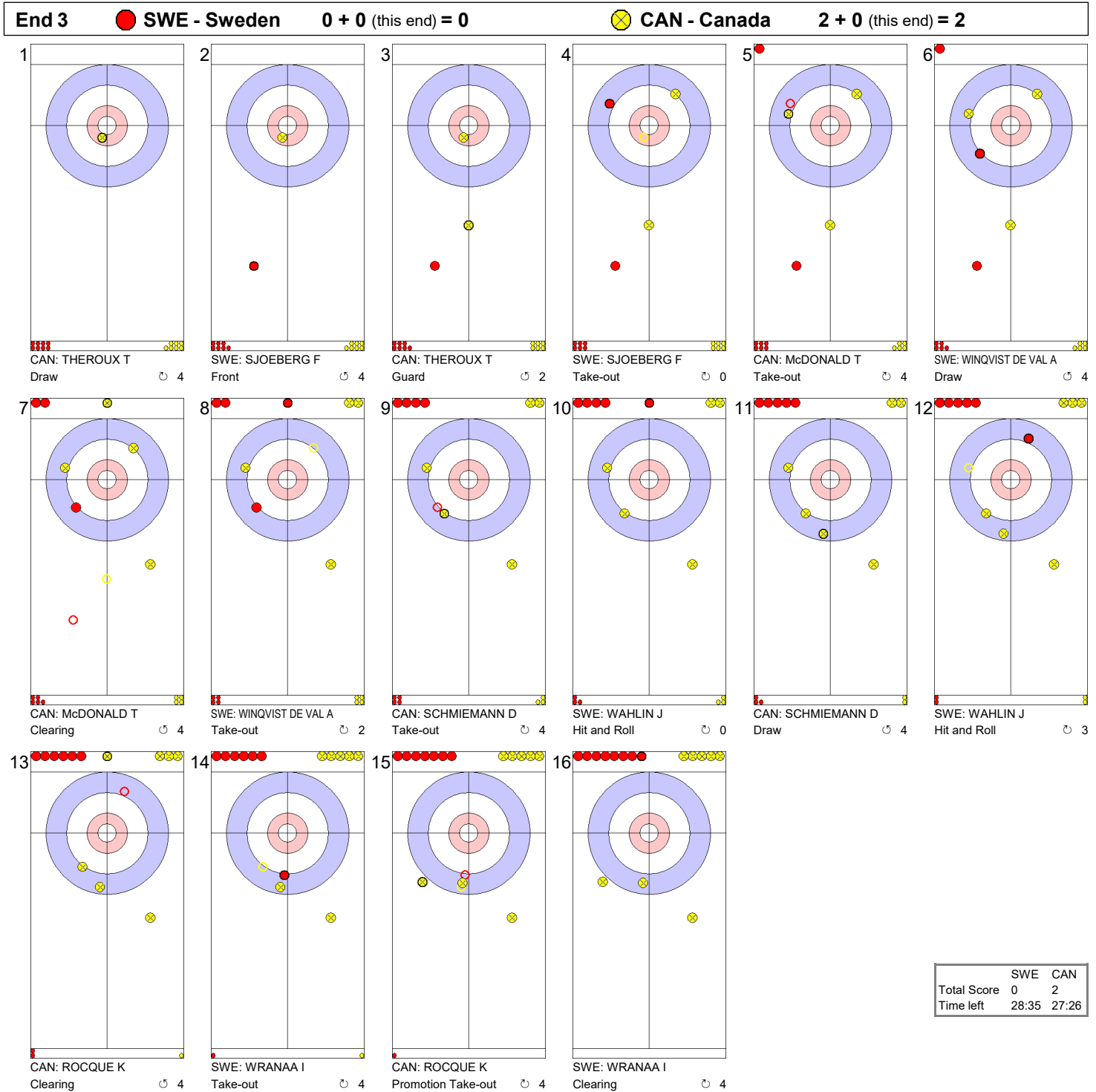


Game - Shot by Shot





Game - Shot by Shot





Game - Shot by Shot





Game - Shot by Shot





Game - Shot by Shot



	SWE	CAN
Total Score	2	3
Time left	19:18	17:32



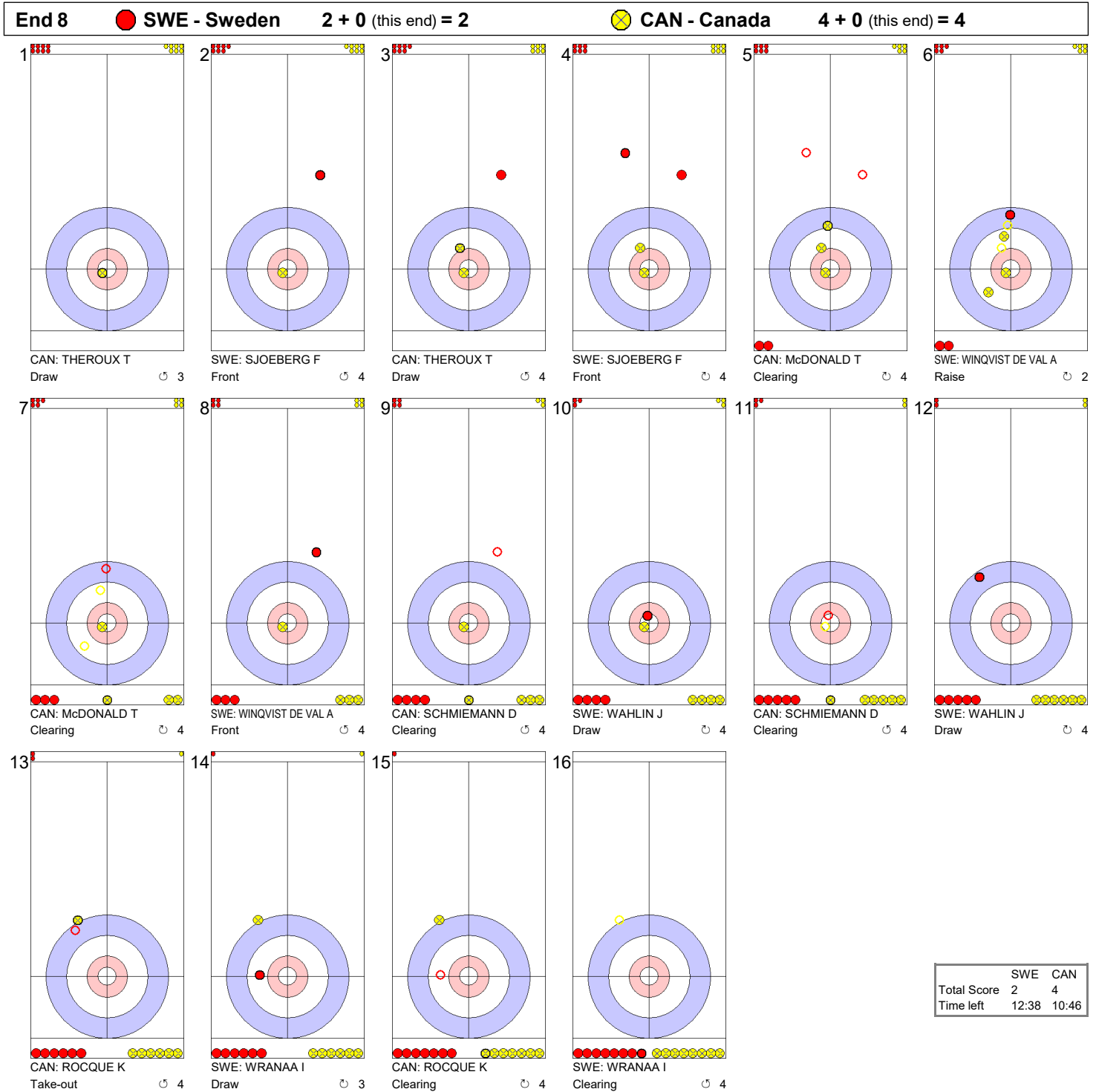


Game - Shot by Shot





Game - Shot by Shot

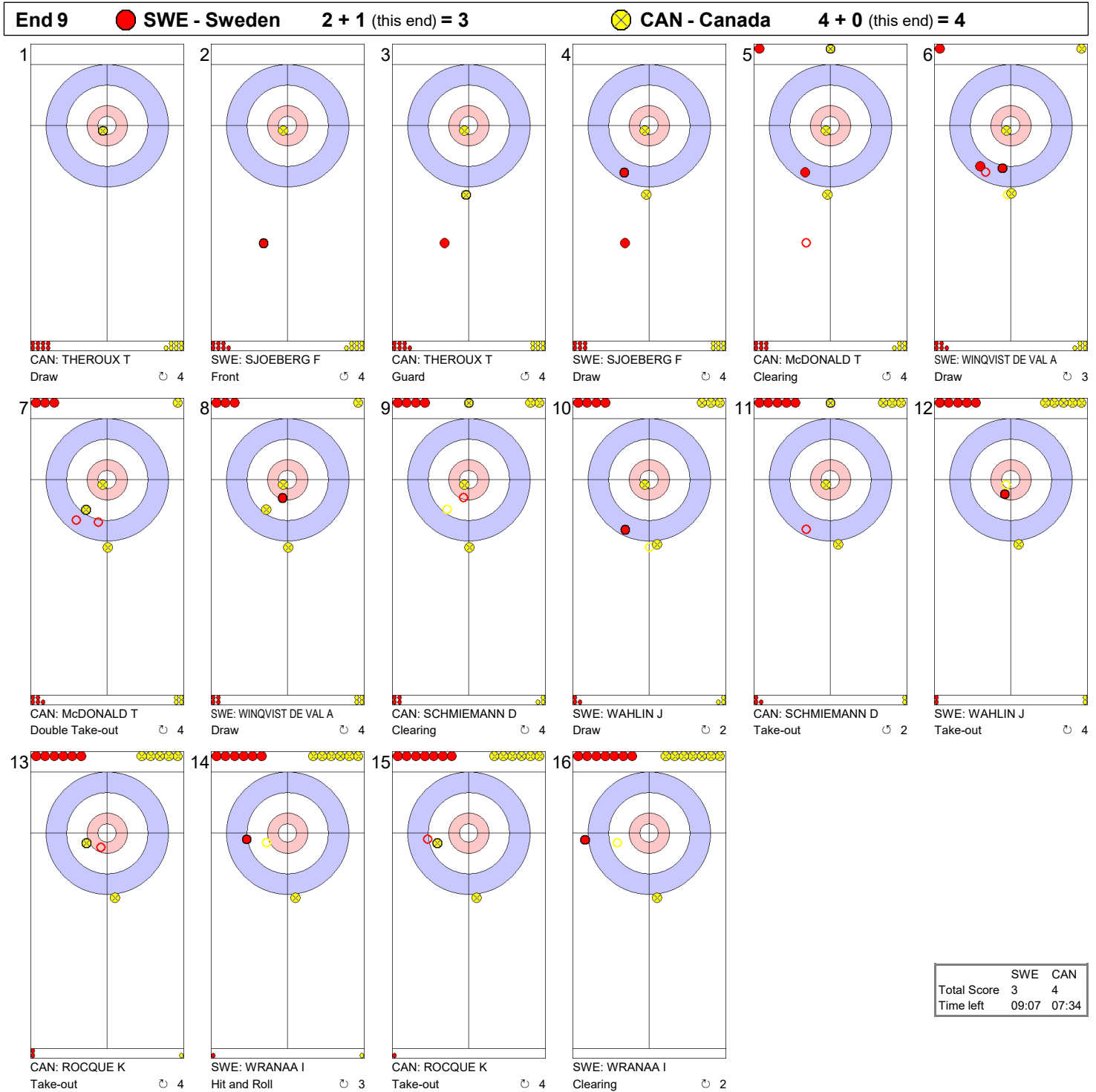


	SWE	CAN
Total Score	2	4
Time left	12:38	10:46



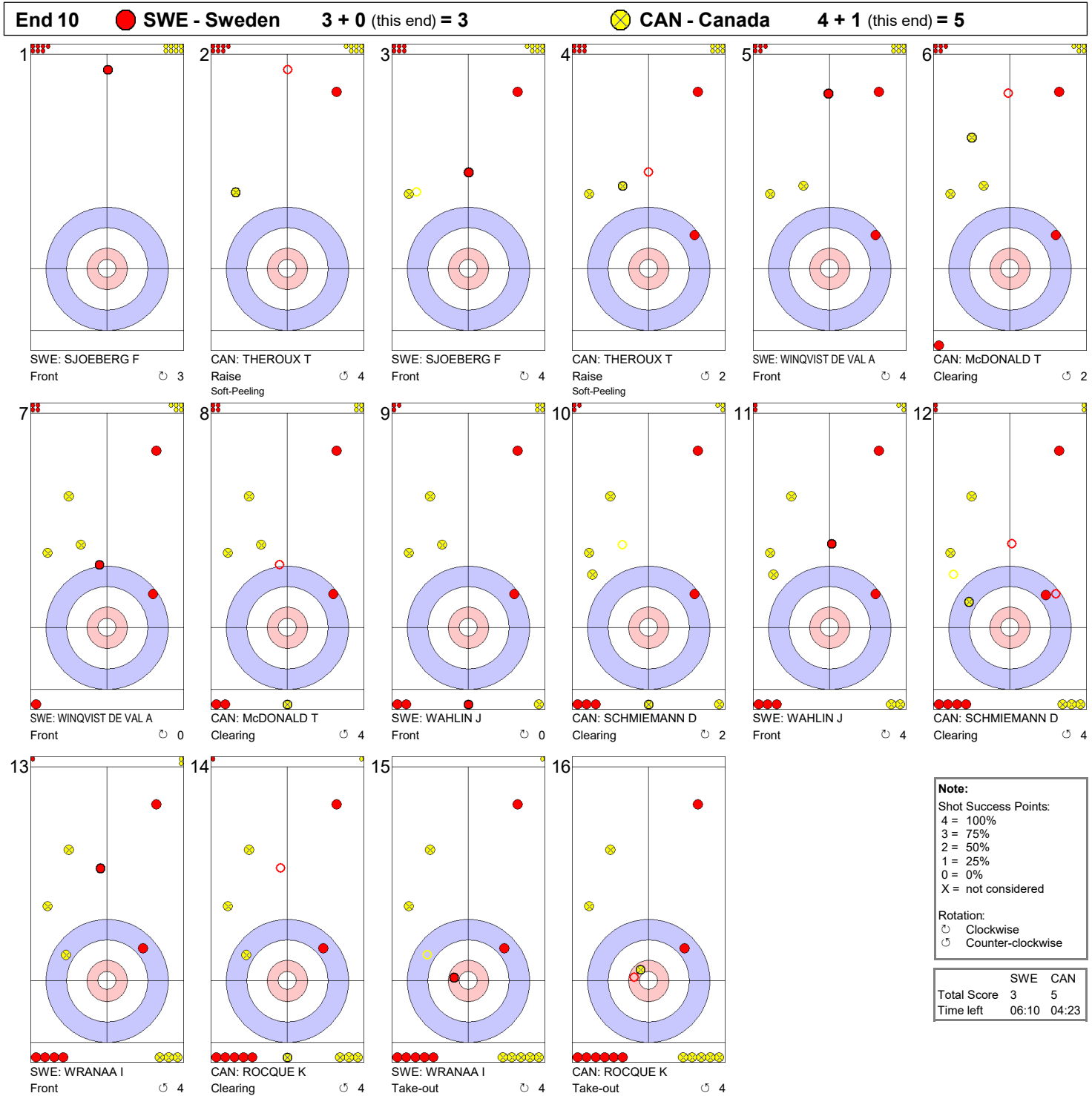


Game - Shot by Shot





Game - Shot by Shot





Game Results

Sheet	Game	Team	LSFE	1	2	3	4	5	6	7	8	9	10	Extra Ends	Total
B	3	SWE - Sweden		0	0	0	0	0	2	0	0	1	0		3
	3	CAN - Canada	*	0	2	0	0	1	0	1	0	0	1		5

SWE - Sweden		Shot Success Game
4 S	WRANAA Isabella	80%
3	WAHLIN Jennie	83%
2 V	WINQVIST DE VAL Almida	79%
1	SJOEBERG Fanny	81%
A	-	-
Team Total		81%

CAN - Canada		Shot Success Game
4 S	ROCQUE Kelsey	94%
3 V	SCHMIEMANN Danielle	74%
2	McDONALD Taylor	88%
1	THEROUX Taylore	84%
A	-	-
Team Total		85%

Last Stone Draw	Distance
⌚ WINQVIST DE VAL A	89.9cm
⌚ WRANAA I	199.6cm
Total	289.5cm

Time remaining: 6 minutes 10 seconds

Last Stone Draw	Distance
⌚ McDONALD T	30.1cm
⌚ ROCQUE K	30.3cm
Total	60.4cm

Time remaining: 4 minutes 23 seconds

Shot Success Analysis

SWE - Sweden	Draws	Take-outs	Game
4 WRANAA Isabella	⌚ 7 68%	7 82%	14 75%
	⌚ 3 83%	3 100%	6 92%
	Total 10 73%	10 88%	20 80%
3 WAHLIN Jennie	⌚ 10 83%	7 75%	17 79%
	⌚ 1 100%	2 100%	3 100%
	Total 11 84%	9 81%	20 83%
2 WINQVIST DE VAL Almida	⌚ 9 72%	4 69%	13 71%
	⌚ 4 88%	3 100%	7 93%
	Total 13 77%	7 82%	20 79%
1 SJOEBERG Fanny	⌚ 13 90%	1 0%	14 84%
	⌚ 5 80%	1 50%	6 75%
	Total 18 88%	2 25%	20 81%
A -	⌚ 0 -	0 -	0 -
	⌚ 0 -	0 -	0 -
	Total 0 -	0 -	0 -
Team	⌚ 39 80%	19 72%	58 78%
	⌚ 13 85%	9 94%	22 89%
	Total 52 81%	28 79%	80 81%

CAN - Canada	Draws	Take-outs	Game
4 ROCQUE Kelsey	⌚ 0 -	8 94%	8 94%
	⌚ 3 92%	9 94%	12 94%
	Total 3 92%	17 94%	20 94%
3 SCHMIEMANN Danielle	⌚ 0 -	8 72%	8 72%
	⌚ 3 100%	9 67%	12 75%
	Total 3 100%	17 69%	20 74%
2 McDONALD Taylor	⌚ 0 -	8 91%	8 91%
	⌚ 1 100%	11 84%	12 85%
	Total 1 100%	19 87%	20 88%
1 THEROUX Taylore	⌚ 6 79%	0 -	6 79%
	⌚ 12 83%	2 100%	14 86%
	Total 18 82%	2 100%	20 84%
A -	⌚ 0 -	0 -	0 -
	⌚ 0 -	0 -	0 -
	Total 0 -	0 -	0 -
Team	⌚ 6 79%	24 85%	30 84%
	⌚ 19 88%	31 83%	50 85%
	Total 25 86%	55 84%	80 85%

Note:

Team position and functions are attached to each team member's name as follows:
4 = Fourth, **3** = Third, **2** = Second, **1** = Lead, **A** = Alternate, **S** = Skip, **V** = Vice-Skip

Legend:

⌚ Clockwise

⌚ Counter-clockwise

LSFE(*) Last Stone First End



Game Results

Sheet	Game	Team	LSFE	1	2	3	4	5	6	7	8	9	10	Extra Ends	Total
C	3	SUI - Switzerland	*	0	1	1	0	2	0	1	0	1	1		7
	3	NOR - Norway		0	0	0	1	0	2	0	1	0	0		4

SUI - Switzerland	
4 V	HUERLIMANN Briar
3 S	STERN Elena
2	STERN Anna
1	KOLLER Celine
A	ISELI Noelle

NOR - Norway	
4 S	TRULSEN Pia
3	SKAGA Ingvild
2 V	FORBREGD Mari
1	HAALIEN Stine
A	-

Last Stone Draw	Distance
⌚ STERN E	45.0cm
⌚ KOLLER C	55.5cm
Total	100.5cm

Last Stone Draw	Distance
⌚ TRULSEN P	8.1cm
⌚ HAALIEN S	199.6cm
Total	207.7cm

Time remaining: 6 minutes 37 seconds

Time remaining: 12 minutes 1 second

Time-out: end 5 - SUI stone 7

Note:
 Team position and functions are attached to each team member's name as follows:
 4 = Fourth, 3 = Third, 2 = Second, 1 = Lead, A = Alternate, S = Skip, V = Vice-Skip

Legend:
 ⌚ Clockwise ⌚ Counter-clockwise LSFE(*) Last Stone First End





Game Results

Sheet	Game	Team	LSFE	1	2	3	4	5	6	7	8	9	10	Extra Ends	Total
D	3	KAZ - Kazakhstan		0	0	0	0	0	0	X	X	X	X		0
	3	CHN - People's Republic of China	*	1	1	1	2	3	2	X	X	X	X		10

KAZ - Kazakhstan	
4 S	YUNICHEVA Ramina
3 V	SURGAY Anastassiya
2	BAKANOVA Kamila
1	ALLIYAROVA Sitora
A	KAKHAROVA Zarina

CHN - People's Republic of China	
4 S	MEI Jie
3 V	MA Jingyi
2	YIN Yanxin
1	SUN Chengyu
A	CAO Ying

Last Stone Draw		Distance
⌚	ALLIYAROVA S	180.4cm
⌚	BAKANOVA K	199.6cm
Total		380.0cm

Last Stone Draw		Distance
⌚	MEI J	90.2cm
⌚	YIN Y	199.6cm
Total		289.8cm

Time remaining: 10 minutes 44 seconds

Time remaining: 17 minutes 23 seconds

Note:
Team position and functions are attached to each team member's name as follows:
4 = Fourth, 3 = Third, 2 = Second, 1 = Lead, A = Alternate, S = Skip, V = Vice-Skip

Legend:
⌚ Clockwise ⌚ Counter-clockwise LSFE(*) Last Stone First End
X Unfinished end due to concession





Game Results

Sheet	Game	Team	LSFE	1	2	3	4	5	6	7	8	9	10	Extra Ends	Total
E	3	RUS - Russian Federation	*	0	1	0	1	0	2	0	0	0	X		4
	3	KOR - Republic of Korea		0	0	2	0	2	0	2	1	0	X		7

RUS - Russian Federation	
4 S	MOISEEVA Victoria
3 V	VASILEVA Uliana
2	ARSENKINA Galina
1	DUYUNOVA Maria
A	PORTUNOVA Julia

KOR - Republic of Korea	
4 S	KIM Eunjung
3 V	KIM Kyeongae
2	KIM Seonyeong
1	KIM Yeongmi
A	-

Last Stone Draw		Distance
⌚	ARSENKINA G	30.7cm
⌚	VASILEVA U	27.6cm
Total		58.3cm

Last Stone Draw		Distance
⌚	KIM K	43.1cm
⌚	KIM E	56.5cm
Total		99.6cm

Time remaining: 2 minutes 56 seconds
Time-out: end 8 - RUS stone 8

Time remaining: 3 minutes 47 seconds

Note:
Team position and functions are attached to each team member's name as follows:
4 = Fourth, 3 = Third, 2 = Second, 1 = Lead, A = Alternate, S = Skip, V = Vice-Skip

Legend:
⌚ Clockwise ⌚ Counter-clockwise LSFE(*) Last Stone First End
X Unfinished end due to concession





Game Results

Sheet	Game	Team	LSFE	1	2	3	4	5	6	7	8	9	10	Extra Ends	Total
A	4	KOR - Republic of Korea		1	0	0	2	0	2	0	3	0	1		9
	4	CHN - People's Republic of China	*	0	1	1	0	3	0	2	0	1	0		8

KOR - Republic of Korea	
4 S	KIM Eunjung
3 V	KIM Kyeongae
2	KIM Seonyeong
1	KIM Yeongmi
A	-

CHN - People's Republic of China	
4 S	MEI Jie
3 V	MA Jingyi
2	YIN Yanxin
1	SUN Chengyu
A	CAO Ying

Last Stone Draw	Distance
⌚ KIM S	36.7cm
⌚ KIM Y	199.6cm
Total	236.3cm

Last Stone Draw	Distance
⌚ MA J	28.0cm
⌚ SUN C	183.1cm
Total	211.1cm

Time remaining: 1 minute 12 seconds

Time-out: end 8 - KOR stone 4

Time remaining: 1 minute 50 seconds

Time-out: end 8 - CHN stone 8

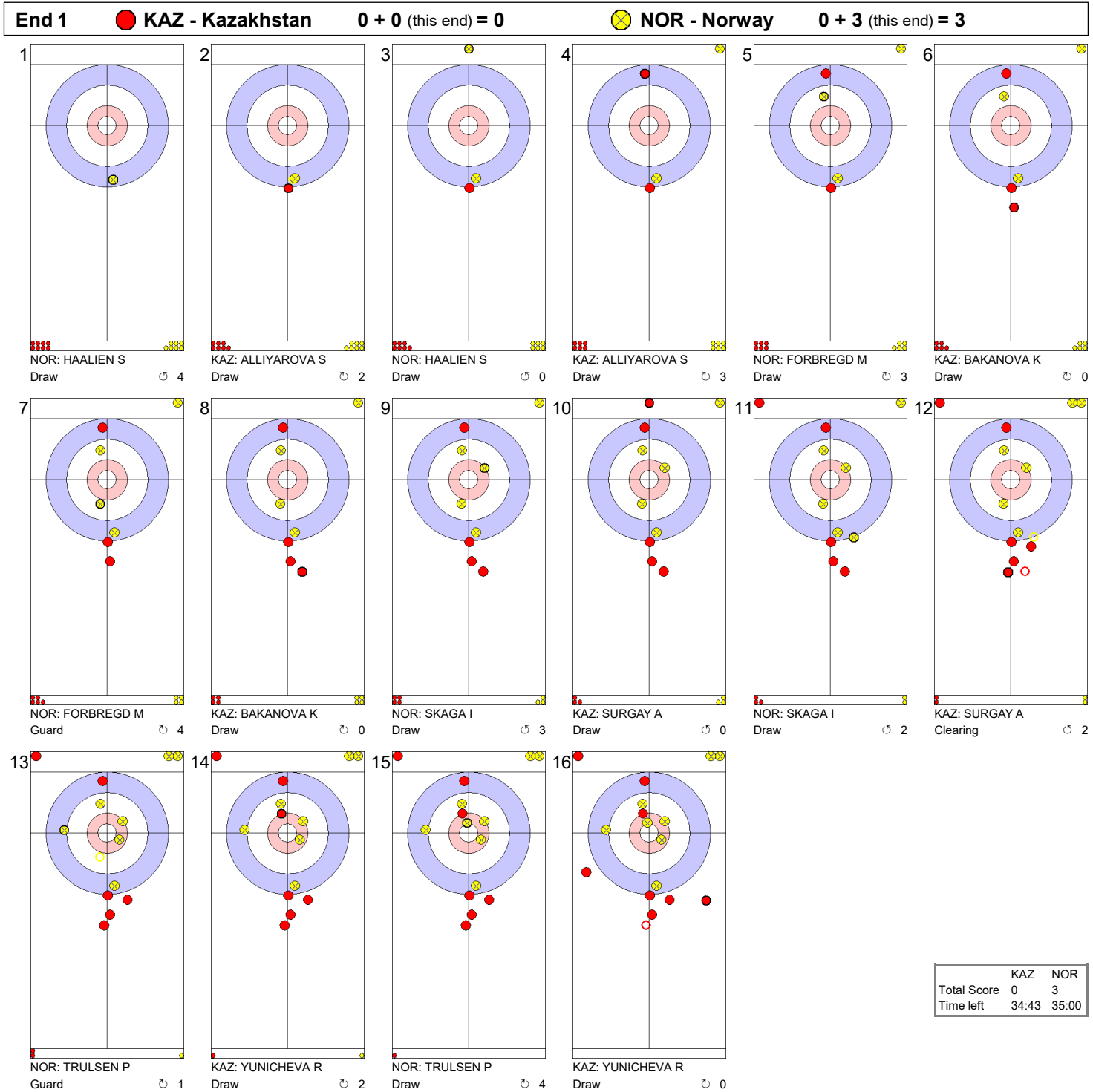
Note:
Team position and functions are attached to each team member's name as follows:
4 = Fourth, 3 = Third, 2 = Second, 1 = Lead, A = Alternate, S = Skip, V = Vice-Skip

Legend:
⌚ Clockwise ⌚ Counter-clockwise LSFE(*) Last Stone First End



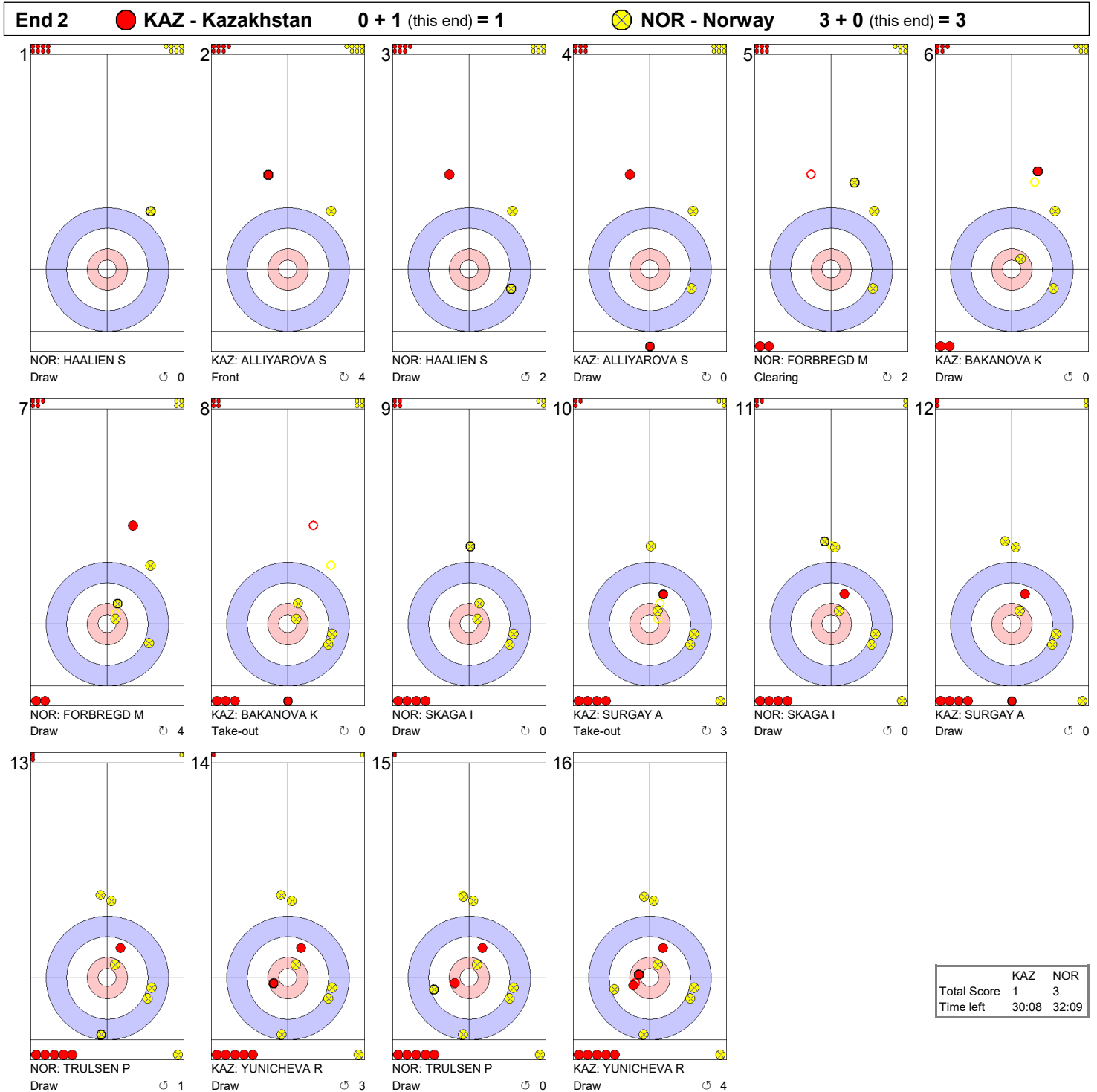


Game - Shot by Shot



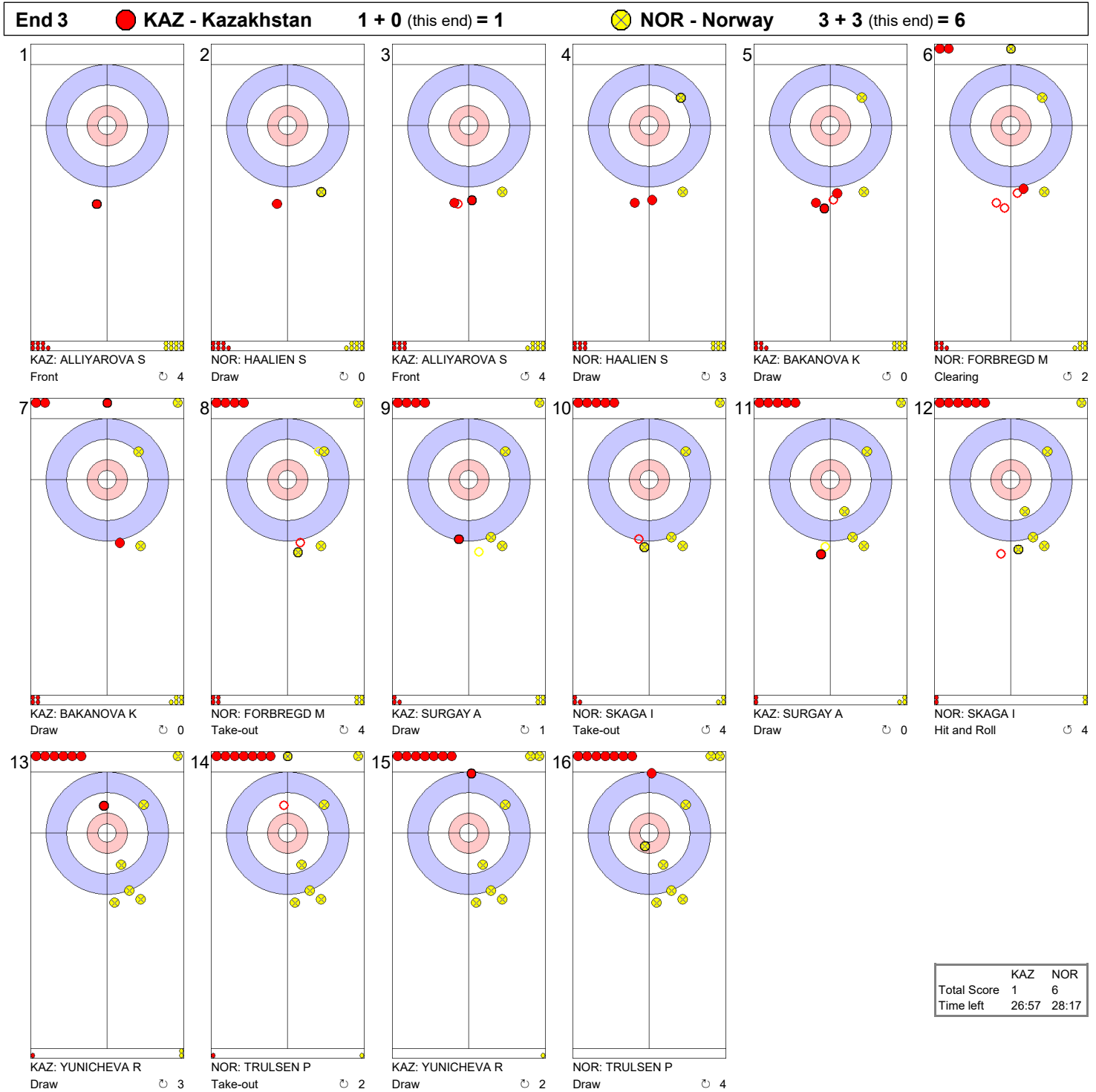


Game - Shot by Shot





Game - Shot by Shot



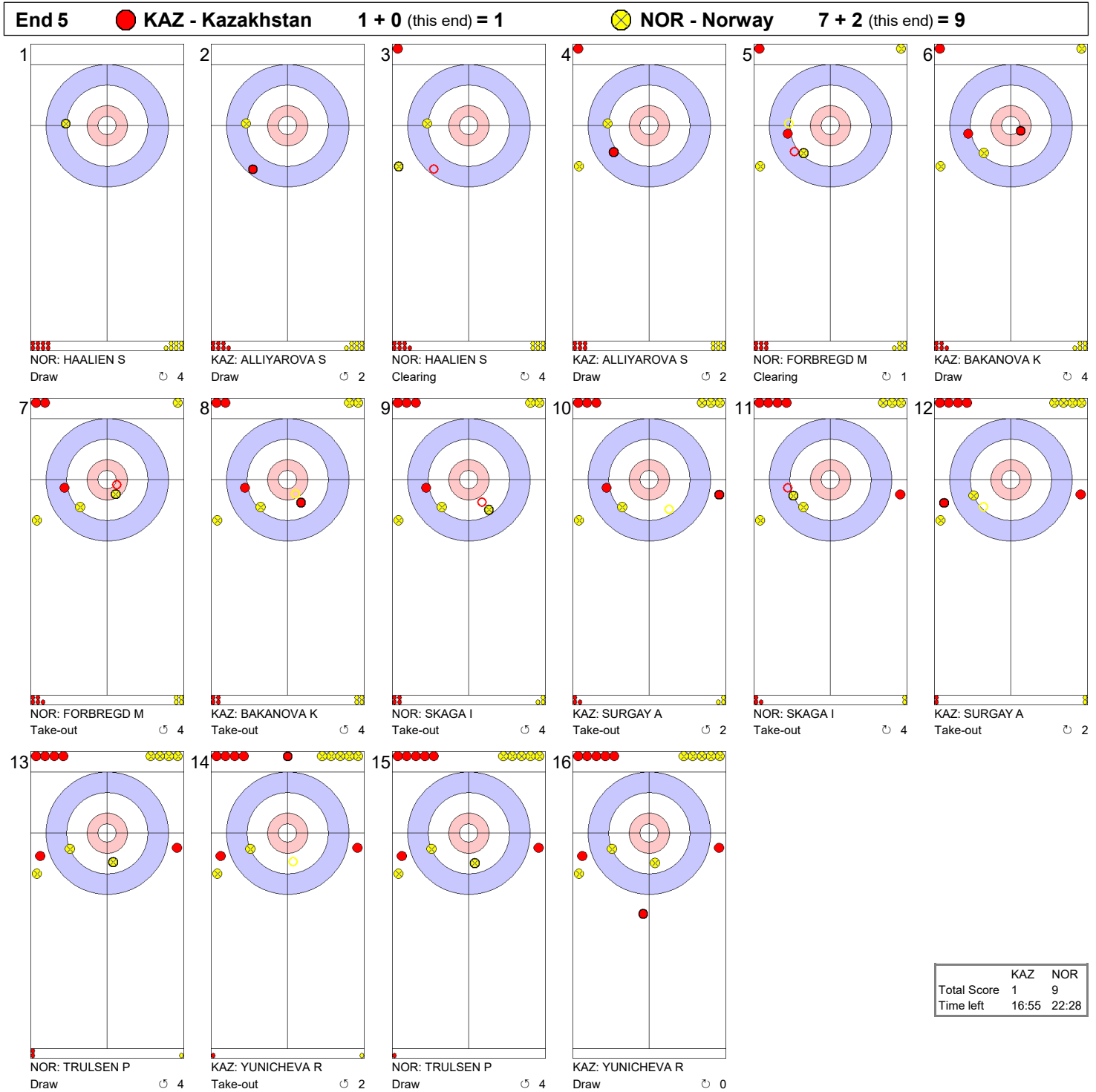


Game - Shot by Shot



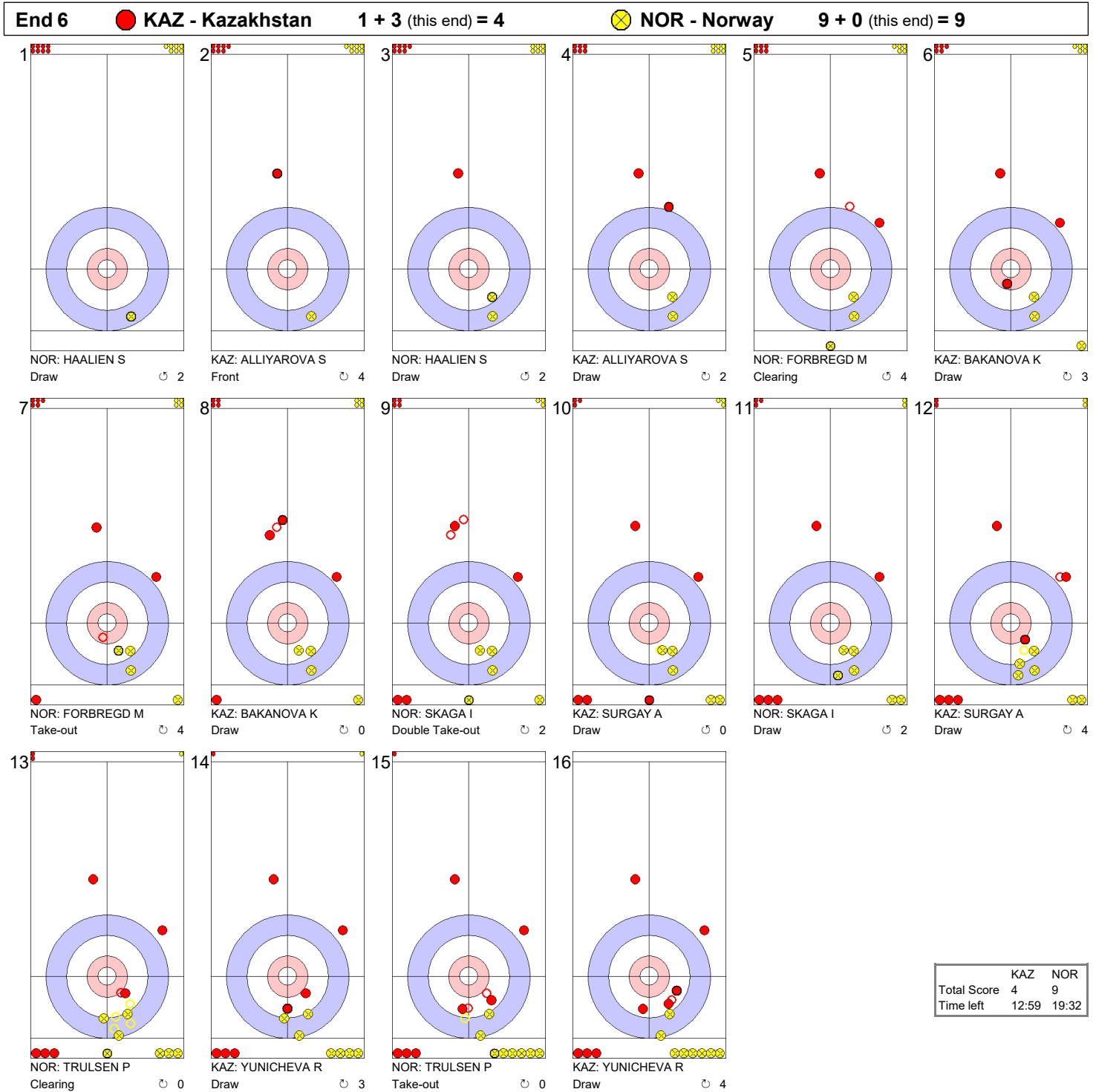


Game - Shot by Shot



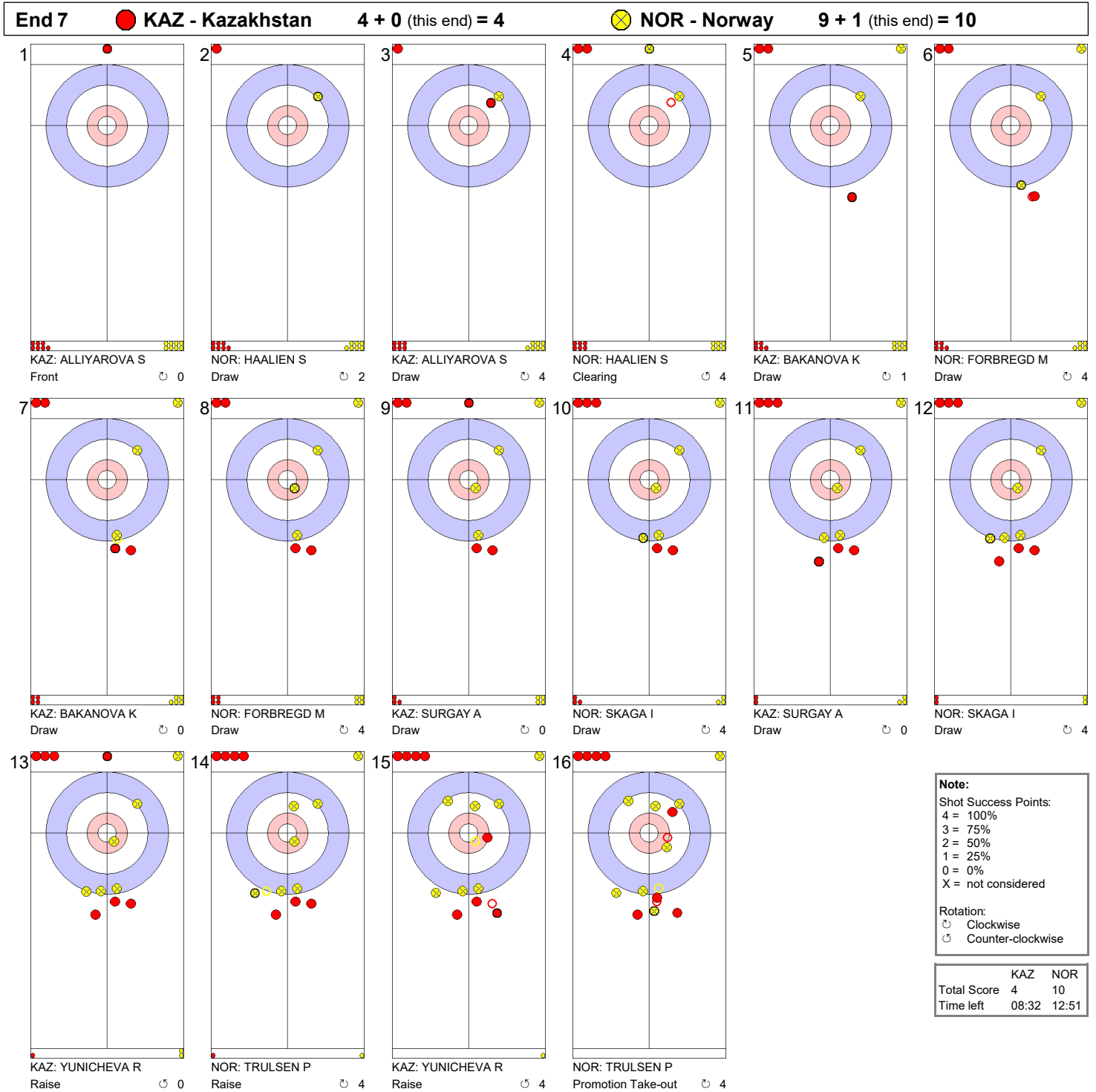


Game - Shot by Shot





Game - Shot by Shot





Game Results

Sheet	Game	Team	LSFE	1	2	3	4	5	6	7	8	9	10	Extra Ends	Total
B	4	KAZ - Kazakhstan	*	0	1	0	0	0	3	0	X	X	X		4
	4	NOR - Norway		3	0	3	1	2	0	1	X	X	X		10

KAZ - Kazakhstan		Shot Success Game
4 S	YUNICHEVA Ramina	52%
3 V	SURGAY Anastassiya	38%
2	BAKANOVA Kamila	34%
1	ALLIYAROVA Sitora	63%
A	KAKHAROVA Zarina	-
Team Total		46%

NOR - Norway		Shot Success Game
4 S	TRULSEN Pia	57%
3	SKAGA Ingvild	70%
2 V	FORBREGD Mari	79%
1	HAALIEN Stine	55%
A	-	-
Team Total		65%

Last Stone Draw	Distance
☺ BAKANOVA K	12.5cm
☺ ALLIYAROVA S	61.3cm
Total	73.8cm

Last Stone Draw	Distance
☺ SKAGA I	108.0cm
☺ FORBREGD M	199.6cm
Total	307.6cm

Time remaining: 8 minutes 32 seconds

Time remaining: 12 minutes 51 seconds

Shot Success Analysis

KAZ - Kazakhstan		Draws	Take-outs	Game
4 YUNICHEVA Ramina	☺	8 50%	1 0%	9 44%
	☹	4 69%	1 50%	5 65%
	Total	12 56%	2 25%	14 52%
3 SURGAY Anastassiya	☺	6 33%	2 63%	8 41%
	☹	4 25%	2 50%	6 33%
	Total	10 30%	4 56%	14 38%
2 BAKANOVA Kamila	☺	10 38%	1 0%	11 34%
	☹	2 0%	1 100%	3 33%
	Total	12 31%	2 50%	14 34%
1 ALLIYAROVA Sitora	☺	11 61%	0 -	11 61%
	☹	3 67%	0 -	3 67%
	Total	14 63%	0 -	14 63%
A KAKHAROVA Zarina	☺	0 -	0 -	0 -
	☹	0 -	0 -	0 -
	Total	0 -	0 -	0 -
Team	☺	35 47%	4 31%	39 46%
	☹	13 44%	4 63%	17 49%
	Total	48 46%	8 47%	56 46%

NOR - Norway		Draws	Take-outs	Game
4 TRULSEN Pia	☺	4 81%	6 42%	10 58%
	☹	4 56%	0 -	4 56%
	Total	8 69%	6 42%	14 57%
3 SKAGA Ingvild	☺	3 67%	4 75%	7 71%
	☹	4 44%	3 100%	7 68%
	Total	7 54%	7 86%	14 70%
2 FORBREGD Mari	☺	5 95%	5 55%	10 75%
	☹	1 100%	3 83%	4 88%
	Total	6 96%	8 66%	14 79%
1 HAALIEN Stine	☺	4 56%	2 100%	6 71%
	☹	7 36%	1 100%	8 44%
	Total	11 43%	3 100%	14 55%
A -	☺	0 -	0 -	0 -
	☹	0 -	0 -	0 -
	Total	0 -	0 -	0 -
Team	☺	16 77%	17 60%	33 68%
	☹	16 47%	7 93%	23 61%
	Total	32 62%	24 70%	56 65%

Note:

Team position and functions are attached to each team member's name as follows:
4 = Fourth, **3** = Third, **2** = Second, **1** = Lead, **A** = Alternate, **S** = Skip, **V** = Vice-Skip

Legend:

☺ Clockwise

☹ Counter-clockwise

LSFE(*) Last Stone First End

X Unfinished end due to concession



Game Results

Sheet	Game	Team	LSFE	1	2	3	4	5	6	7	8	9	10	Extra Ends	Total
C	4	CAN - Canada	*	0	2	0	1	0	2	0	2	0	X		7
	4	RUS - Russian Federation		0	0	1	0	1	0	1	0	1	X		4

CAN - Canada	
4 S	ROCQUE Kelsey
3 V	SCHMIEMANN Danielle
2	McDONALD Taylor
1	THEROUX Taylore
A	-

RUS - Russian Federation	
4 S	MOISEEVA Victoria
3 V	VASILEVA Uliana
2	ARSENKINA Galina
1	PORTUNOVA Julia
A	DUYUNOVA Maria

Last Stone Draw	Distance
☺ SCHMIEMANN D	47.8cm
☹ THEROUX T	0.8cm
Total	48.6cm

Last Stone Draw	Distance
☺ PORTUNOVA J	40.9cm
☹ MOISEEVA V	56.8cm
Total	97.7cm

Time remaining: 8 minutes 8 seconds

Time remaining: 6 minutes 22 seconds

Time-out: end 8 - RUS stone 7

Note:
Team position and functions are attached to each team member's name as follows:
4 = Fourth, 3 = Third, 2 = Second, 1 = Lead, A = Alternate, S = Skip, V = Vice-Skip

Legend:
☺ Clockwise ☹ Counter-clockwise LSFE(*) Last Stone First End
X Unfinished end due to concession





Game Results

Sheet	Game	Team	LSFE	1	2	3	4	5	6	7	8	9	10	Extra Ends	Total
D	4	GER - Germany		0	3	0	1	0	3	0	0	0	1	0	8
	4	SWE - Sweden	*	2	0	2	0	0	0	3	1	0	0	4	12

GER - Germany	
4 S	BEER Maike
3	BEER Claudia
2 V	ABBES Emira
1	MUSKATEWITZ Nicole
A	-

SWE - Sweden	
4 S	WRANAA Isabella
3	WAHLIN Jennie
2 V	WINQVIST DE VAL Almida
1	SJOEBERG Fanny
A	-

Last Stone Draw	Distance
☺ BEER C	85.5cm
☺ ABBES E	43.9cm
Total	129.4cm

Last Stone Draw	Distance
☺ WAHLIN J	15.3cm
☺ SJOEBERG F	85.9cm
Total	101.2cm

Time remaining: 3 minutes 2 seconds
0 minutes 36 seconds (after extra end)

Time remaining: 6 minutes 2 seconds
1 minute 41 seconds (after extra end)

Time-out: end 8 - GER stone 3

Time-out: end 10 - SWE stone 4

Note:
Team position and functions are attached to each team member's name as follows:
4 = Fourth, 3 = Third, 2 = Second, 1 = Lead, A = Alternate, S = Skip, V = Vice-Skip

Legend:
☺ Clockwise ☹ Counter-clockwise LSFE(*) Last Stone First End



Game Results

Sheet	Game	Team	LSFE	1	2	3	4	5	6	7	8	9	10	Extra Ends	Total
E	4	SUI - Switzerland		0	0	0	1	1	0	1	0	2	0		5
	4	GBR - United Kingdom	*	0	0	1	0	0	2	0	1	0	2		6

SUI - Switzerland	
4 V	HUERLIMANN Briar
3 S	STERN Elena
2	STERN Anna
1	KOLLER Celine
A	ISELI Noelle

GBR - United Kingdom	
4 S	AITKEN Gina
3 V	KERR Rowena
2	HALLIDAY Rachael
1	HANNEN Rachel
A	WARD Angharad

Last Stone Draw	Distance
⌚ STERN A	78.2cm
⌚ HUERLIMANN B	12.1cm
Total	90.3cm

Last Stone Draw	Distance
⌚ HALLIDAY R	36.5cm
⌚ KERR R	31.9cm
Total	68.4cm

Time remaining: 0 minutes 33 seconds

Time-out: end 7 - SUI stone 6

Time remaining: 0 minutes 57 seconds

Time-out: end 9 - GBR stone 7

Note:
Team position and functions are attached to each team member's name as follows:
4 = Fourth, 3 = Third, 2 = Second, 1 = Lead, A = Alternate, S = Skip, V = Vice-Skip

Legend:
⌚ Clockwise ⌚ Counter-clockwise LSFE(*) Last Stone First End



Game Results

Sheet	Game	Team	LSFE	1	2	3	4	5	6	7	8	9	10	Extra Ends	Total
A	5	KAZ - Kazakhstan		0	0	1	0	0	0	X	X	X	X		1
	5	RUS - Russian Federation	*	5	3	0	1	1	4	X	X	X	X		14

KAZ - Kazakhstan	
4 S	YUNICHEVA Ramina
3 V	SURGAY Anastassiya
2	BAKANOVA Kamila
1	ALLIYAROVA Sitora
A	KAKHAROVA Zarina

RUS - Russian Federation	
4 S	MOISEEVA Victoria
3 V	VASILEVA Uliana
2	PORTUNOVA Julia
1	DUYUNOVA Maria
A	ARSENKINA Galina

Last Stone Draw		Distance
⌚	YUNICHEVA R	199.6cm
⌚	SURGAY A	199.6cm
Total		399.2cm

Last Stone Draw		Distance
⌚	MOISEEVA V	6.7cm
⌚	PORTUNOVA J	109.9cm
Total		116.6cm

Time remaining: 13 minutes 21 seconds

Time remaining: 18 minutes 26 seconds

Time-out: end 6 - KAZ stone 7

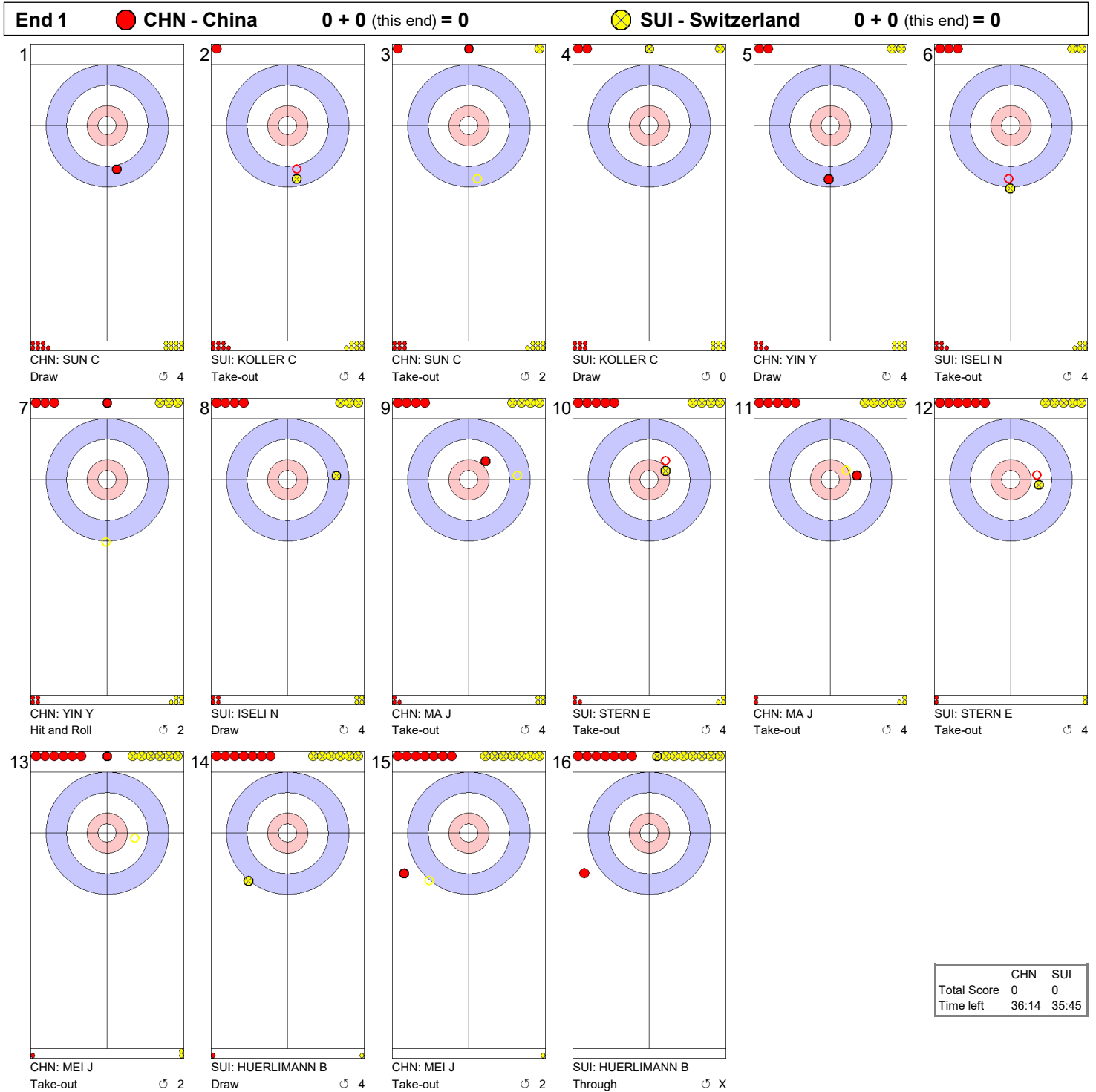
Note:
Team position and functions are attached to each team member's name as follows:
4 = Fourth, 3 = Third, 2 = Second, 1 = Lead, A = Alternate, S = Skip, V = Vice-Skip

Legend:
⌚ Clockwise ⌚ Counter-clockwise LSFE(*) Last Stone First End
X Unplayed/unfinished end due to concession





Game - Shot by Shot

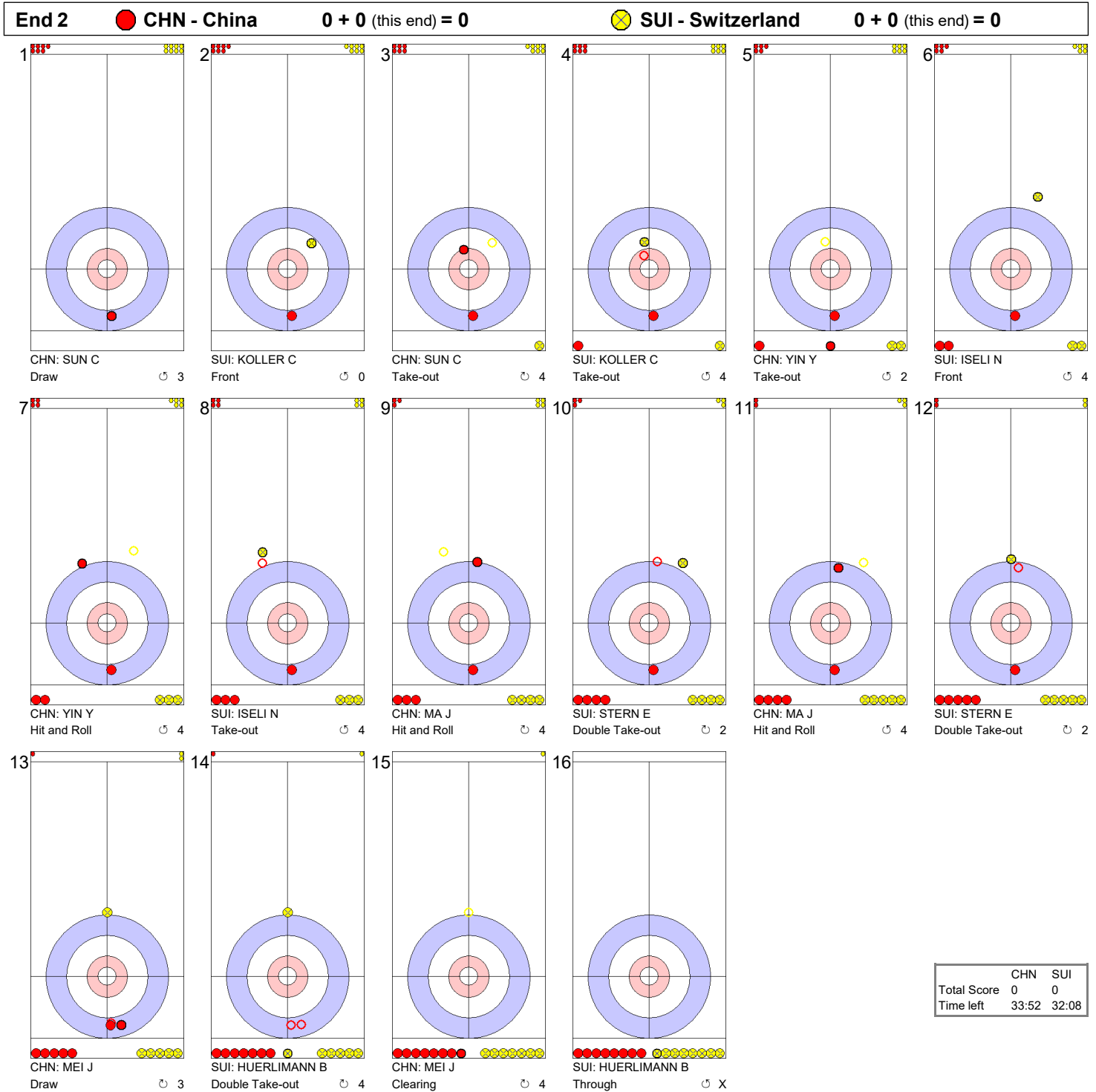


	CHN	SUI
Total Score	0	0
Time left	36:14	35:45



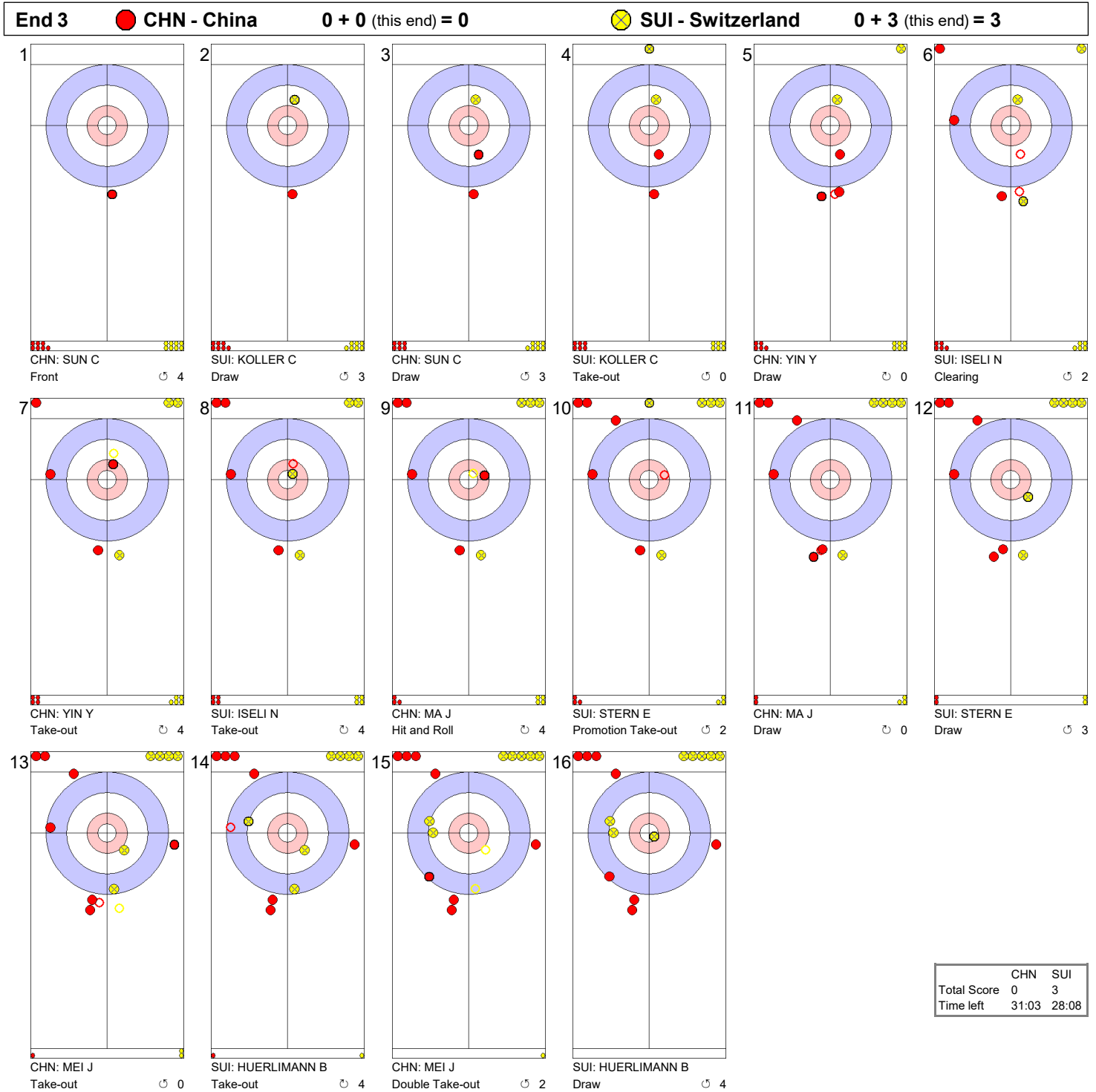


Game - Shot by Shot





Game - Shot by Shot



	CHN	SUI
Total Score	0	3
Time left	31:03	28:08



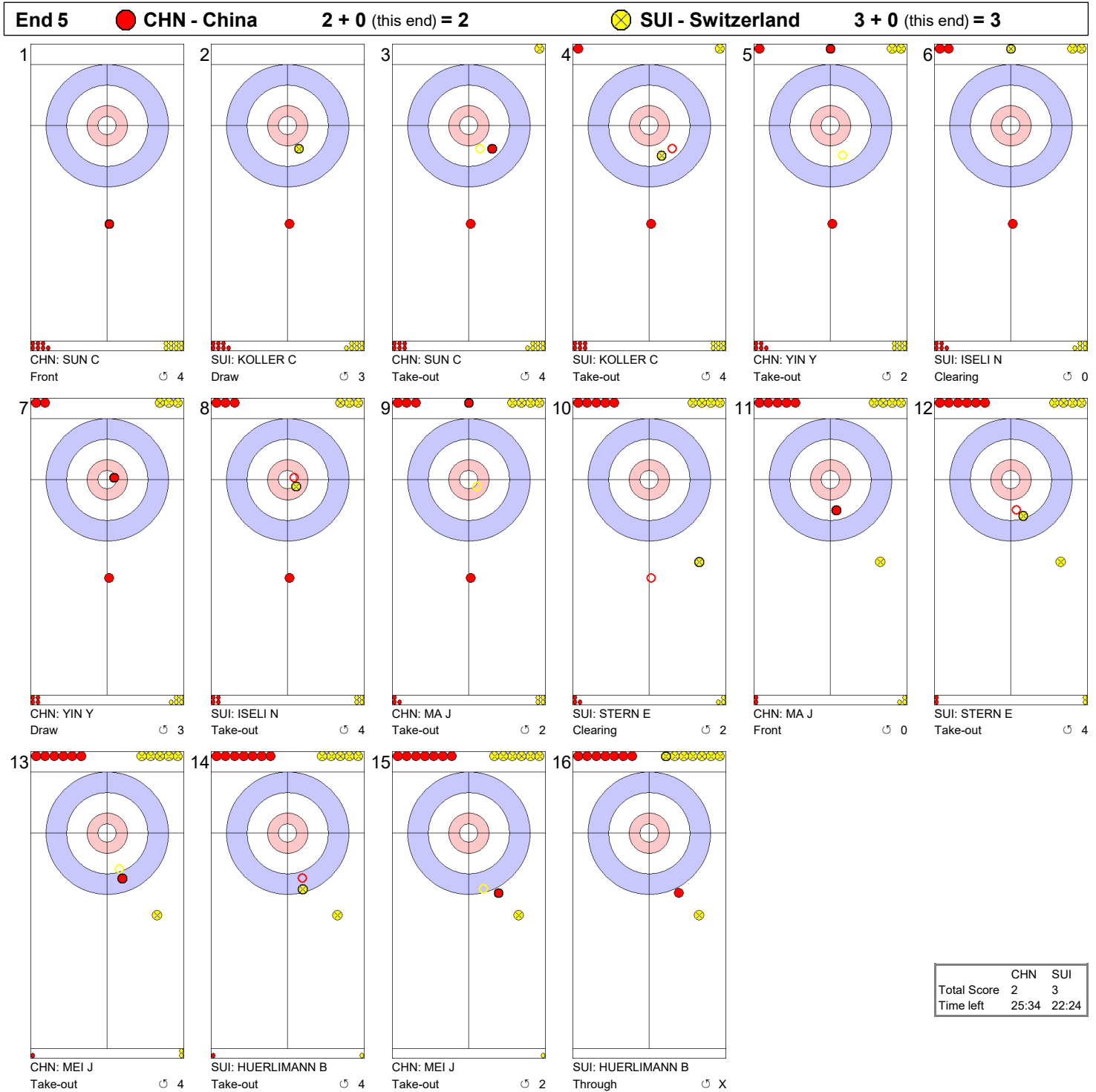


Game - Shot by Shot





Game - Shot by Shot

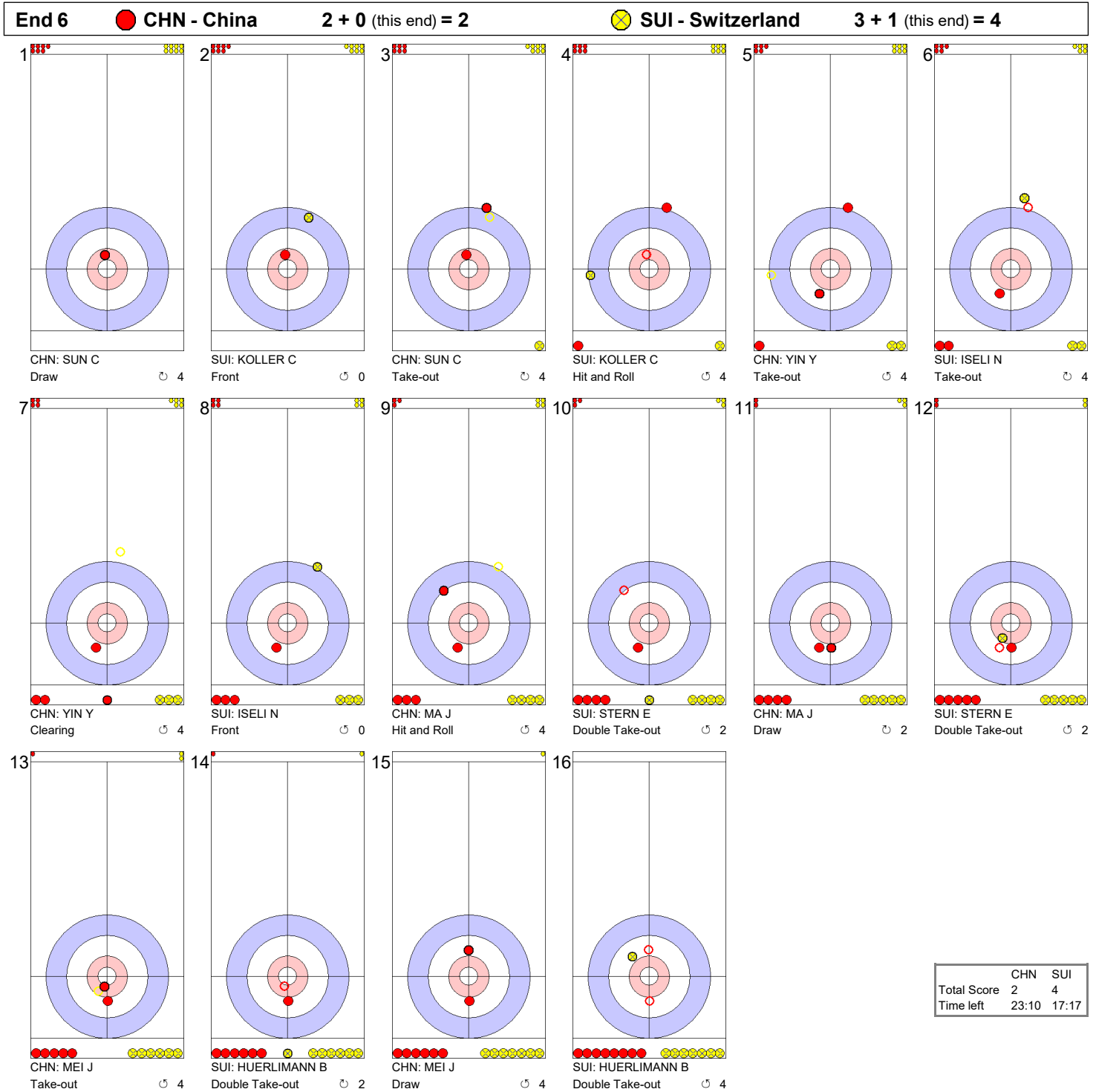


	CHN	SUI
Total Score	2	3
Time left	25:34	22:24





Game - Shot by Shot

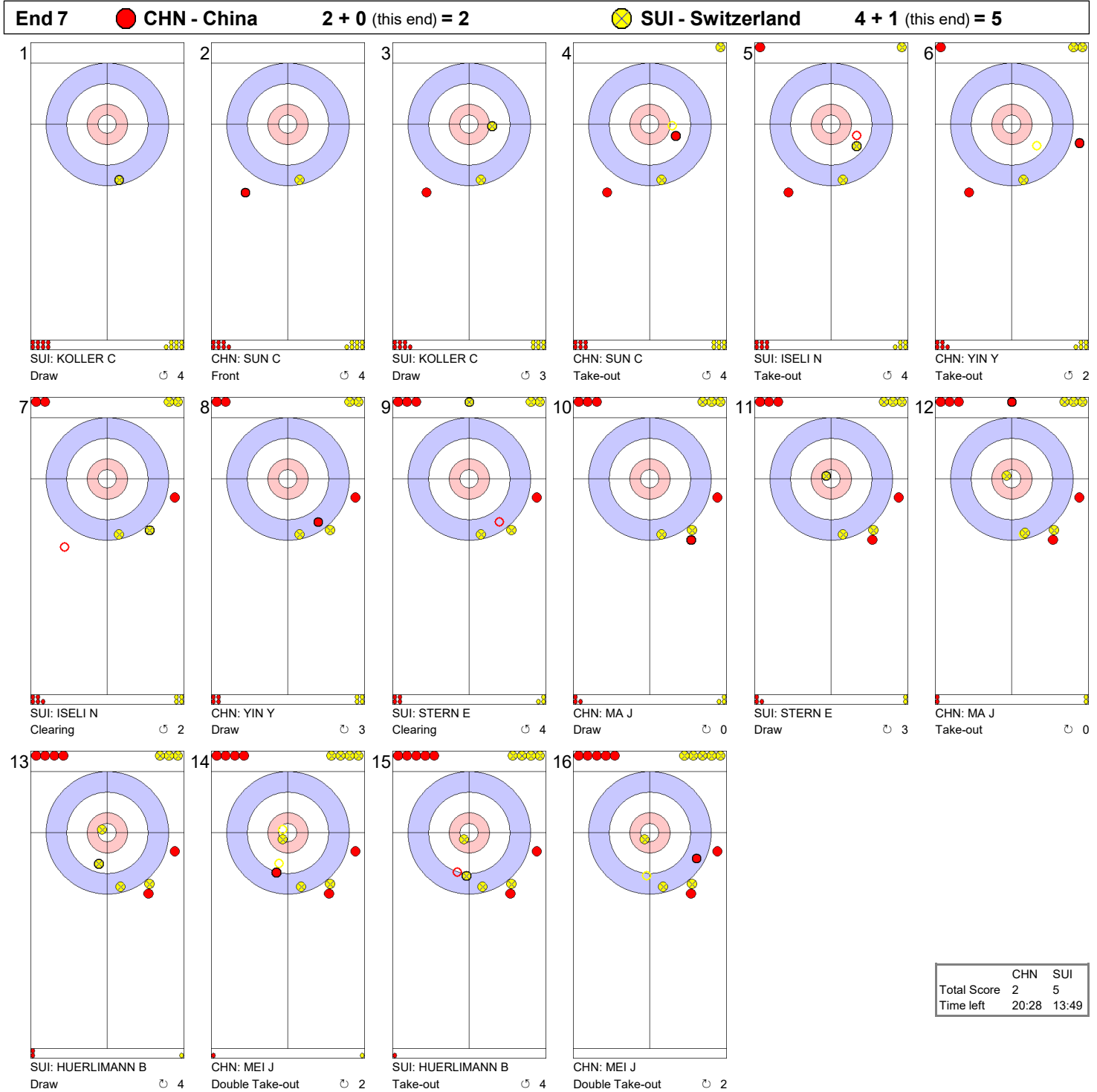


	CHN	SUI
Total Score	2	4
Time left	23:10	17:17





Game - Shot by Shot

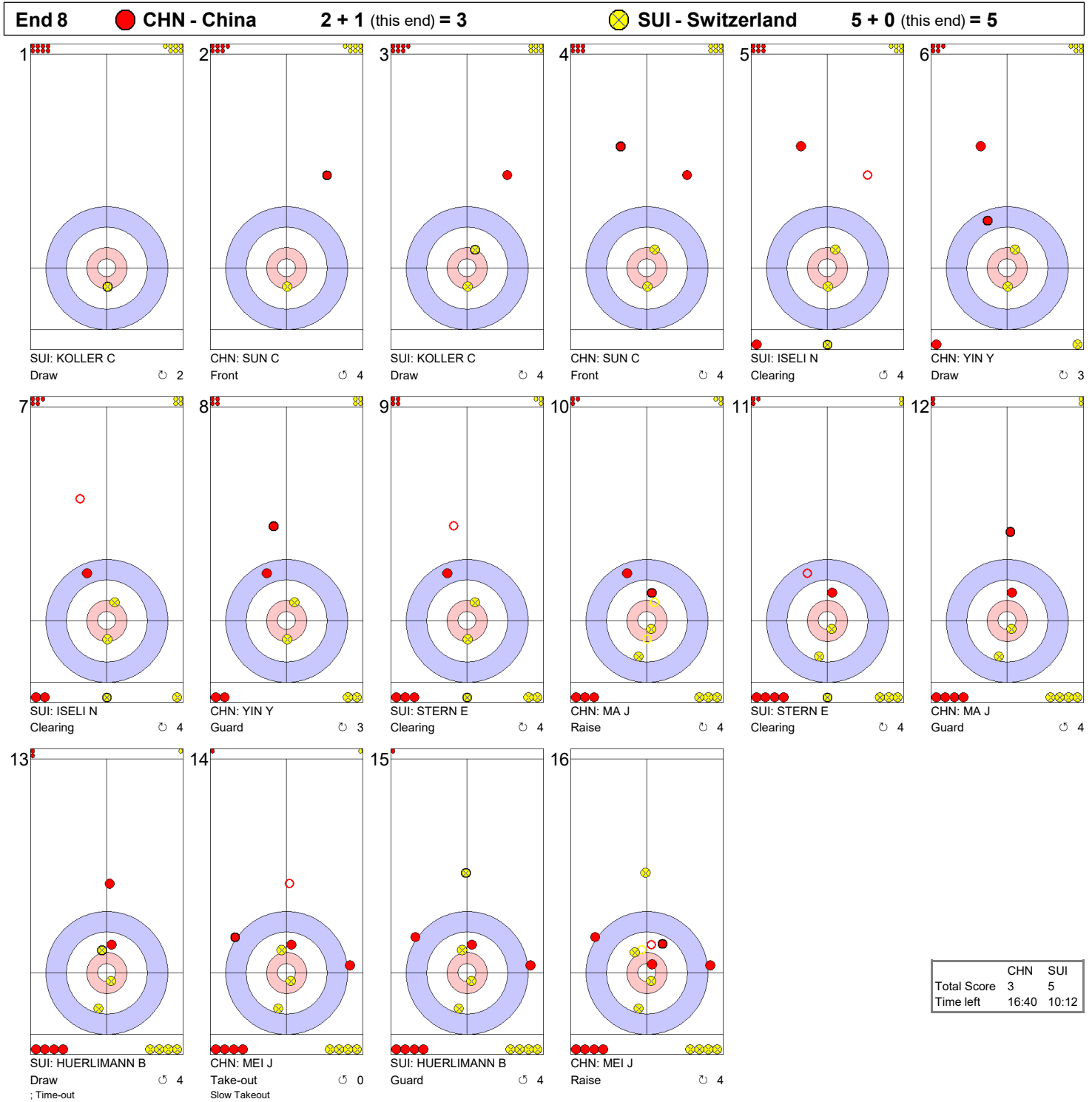


	CHN	SUI
Total Score	2	5
Time left	20:28	13:49



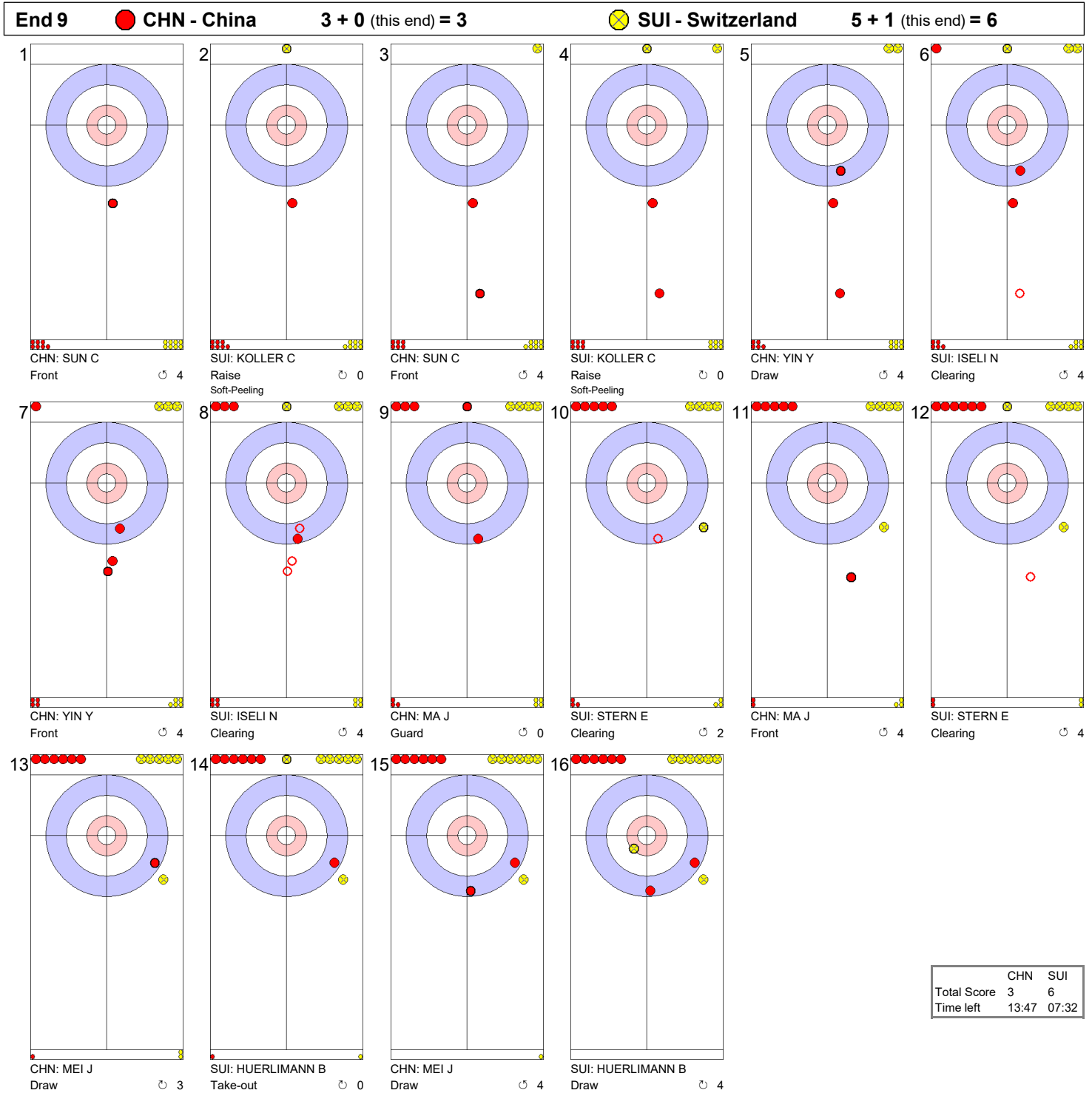


Game - Shot by Shot





Game - Shot by Shot

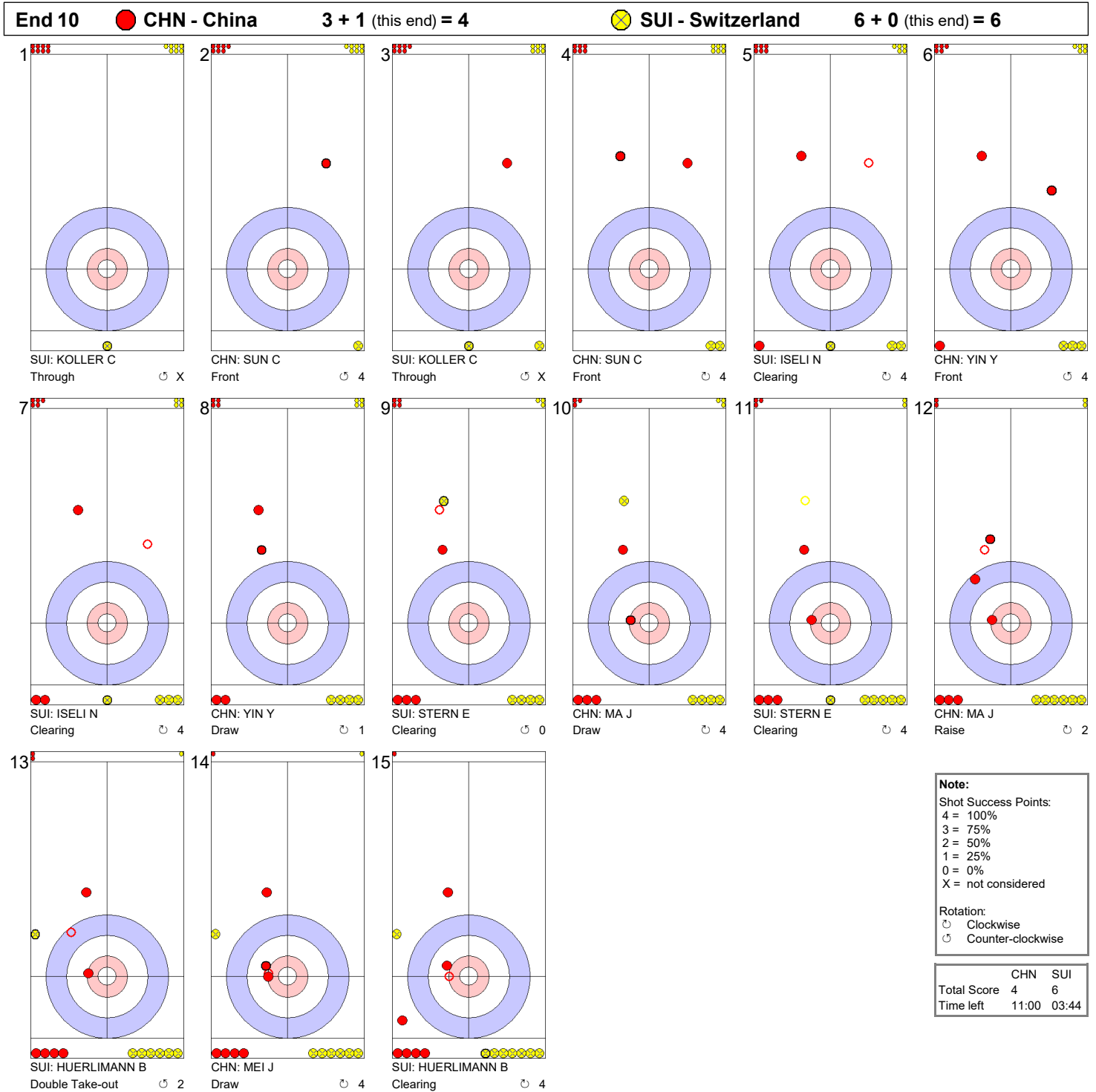


	CHN	SUI
Total Score	3	6
Time left	13:47	07:32





Game - Shot by Shot





Game Results

Sheet	Game	Team	LSFE	1	2	3	4	5	6	7	8	9	10	Extra Ends	Total
B	5	CHN - People's Republic of China		0	0	0	2	0	0	0	1	0	1		4
	5	SUI - Switzerland	*	0	0	3	0	0	1	1	0	1	0		6

CHN - People's Republic of China		Shot Success Game
4 S	MEI Jie	71%
3 V	MA Jingyi	65%
2	YIN Yanxin	74%
1	SUN Chengyu	93%
A	CAO Ying	-
Team Total		76%

SUI - Switzerland		Shot Success Game
4 V	HUERLIMANN Briar	87%
3 S	STERN Elena	71%
2	ISELI Noelle	85%
1	KOLLER Celine	56%
A	STERN Anna	-
Team Total		75%

Last Stone Draw	Distance
☺ YIN Y	86.7cm
☹ MEI J	2.1cm
Total	88.8cm

Last Stone Draw	Distance
☺ KOLLER C	36.2cm
☹ STERN E	30.7cm
Total	66.9cm

Time remaining: 11 minutes 0 seconds

Time remaining: 3 minutes 44 seconds

Time-out: end 8 - SUI stone 7

Shot Success Analysis

CHN - People's Republic of China	Draws	Take-outs	Game
4 MEI Jie	☺ 4 88%	3 67%	7 79%
	☹ 4 100%	8 50%	12 67%
	Total 8 94%	11 55%	19 71%
3 MA Jingyi	☺ 6 50%	3 67%	9 56%
	☹ 6 58%	5 90%	11 73%
	Total 12 54%	8 81%	20 65%
2 YIN Yanxin	☺ 6 58%	1 100%	7 64%
	☹ 6 88%	7 71%	13 79%
	Total 12 73%	8 75%	20 74%
1 SUN Chengyu	☺ 3 100%	2 100%	5 100%
	☹ 12 92%	3 83%	15 90%
	Total 15 93%	5 90%	20 93%
A CAO Ying	☺ 0 -	0 -	0 -
	☹ 0 -	0 -	0 -
	Total 0 -	0 -	0 -
Team	☺ 19 68%	9 78%	28 71%
	☹ 28 85%	23 70%	51 78%
	Total 47 78%	32 72%	79 76%

SUI - Switzerland	Draws	Take-outs	Game
4 HUERLIMANN Briar	☺ 2 100%	5 70%	7 79%
	☹ 6 96%	4 88%	10 93%
	Total 8 97%	9 78%	17 87%
3 STERN Elena	☺ 1 75%	6 83%	7 82%
	☹ 1 75%	12 65%	13 65%
	Total 2 75%	18 71%	20 71%
2 ISELI Noelle	☺ 1 100%	5 100%	6 100%
	☹ 2 50%	12 83%	14 79%
	Total 3 67%	17 88%	20 85%
1 KOLLER Celine	☺ 6 46%	0 -	6 46%
	☹ 7 46%	5 80%	12 60%
	Total 13 46%	5 80%	18 56%
A STERN Anna	☺ 0 -	0 -	0 -
	☹ 0 -	0 -	0 -
	Total 0 -	0 -	0 -
Team	☺ 10 65%	16 84%	26 77%
	☹ 16 67%	33 77%	49 73%
	Total 26 66%	49 79%	75 75%

Note:

Team position and functions are attached to each team member's name as follows:
4 = Fourth, **3** = Third, **2** = Second, **1** = Lead, **A** = Alternate, **S** = Skip, **V** = Vice-Skip

Legend:

☺ Clockwise

☹ Counter-clockwise

LSFE(*) Last Stone First End



Game Results

Sheet	Game	Team	LSFE	1	2	3	4	5	6	7	8	9	10	Extra Ends	Total
C	5	SWE - Sweden	*	0	1	0	0	2	0	0	0	1	2		6
	5	KOR - Republic of Korea		0	0	2	1	0	0	0	2	0	0		5

SWE - Sweden	
4 S	WRANAA Isabella
3	WAHLIN Jennie
2 V	WINQVIST DE VAL Almida
1	SJOEBERG Fanny
A	-

KOR - Republic of Korea	
4 S	KIM Eunjung
3 V	KIM Kyeongae
2	KIM Seonyeong
1	KIM Yeongmi
A	-

Last Stone Draw	Distance
☺ WRANAA I	37.7cm
☹ WINQVIST DE VAL A	28.7cm
Total	66.4cm

Last Stone Draw	Distance
☺ KIM E	101.3cm
☹ KIM K	146.2cm
Total	247.5cm

Time remaining: 8 minutes 18 seconds
Time-out: end 10 - SWE stone 6

Time remaining: 3 minutes 43 seconds
Time-out: end 9 - KOR stone 4

Note:
Team position and functions are attached to each team member's name as follows:
4 = Fourth, 3 = Third, 2 = Second, 1 = Lead, A = Alternate, S = Skip, V = Vice-Skip

Legend:
☺ Clockwise ☹ Counter-clockwise LSFE(*) Last Stone First End





Game Results

Sheet	Game	Team	LSFE	1	2	3	4	5	6	7	8	9	10	Extra Ends	Total
D	5	GBR - United Kingdom	*	1	0	1	0	2	0	2	0	3	X		9
	5	CAN - Canada		0	1	0	1	0	1	0	2	0	X		5

GBR - United Kingdom	
4 S	AITKEN Gina
3 V	KERR Rowena
2	HALLIDAY Rachael
1	HANNEN Rachel
A	WARD Angharad

CAN - Canada	
4 S	ROCQUE Kelsey
3 V	SCHMIEMANN Danielle
2	McDONALD Taylor
1	THEROUX Taylore
A	-

Last Stone Draw	Distance
↻ AITKEN G	46.8cm
↻ HANNEN R	96.2cm
Total	143.0cm

Last Stone Draw	Distance
↻ ROCQUE K	146.9cm
↻ McDONALD T	27.8cm
Total	174.7cm

Time remaining: 6 minutes 56 seconds

Time remaining: 6 minutes 55 seconds

Time-out: end 7 - CAN stone 8

Note:
Team position and functions are attached to each team member's name as follows:
4 = Fourth, 3 = Third, 2 = Second, 1 = Lead, A = Alternate, S = Skip, V = Vice-Skip

Legend:
↻ Clockwise ↻ Counter-clockwise **LSFE(*)** Last Stone First End
X Unplayed/unfinished end due to concession





Game Results

Sheet	Game	Team	LSFE	1	2	3	4	5	6	7	8	9	10	Extra Ends	Total
E	5	NOR - Norway	*	0	0	0	1	0	1	0	0	X	X		2
	5	GER - Germany		1	2	1	0	3	0	2	1	X	X		10

NOR - Norway	
4 S	TRULSEN Pia
3	SKAGA Ingvild
2 V	FORBREGD Mari
1	HAALIEN Stine
A	-

GER - Germany	
4 S	BEER Maike
3	BEER Claudia
2 V	ABBES Emira
1	MUSKATEWITZ Nicole
A	-

Last Stone Draw	Distance
🕒 FORBREGD M	30.8cm
🕒 SKAGA I	17.0cm
Total	47.8cm

Last Stone Draw	Distance
🕒 BEER M	199.6cm
🕒 MUSKATEWITZ N	29.2cm
Total	228.8cm

Time remaining: 16 minutes 4 seconds

Time remaining: 13 minutes 10 seconds

Time-out: end 5 - GER stone 6

Note:
Team position and functions are attached to each team member's name as follows:
4 = Fourth, 3 = Third, 2 = Second, 1 = Lead, A = Alternate, S = Skip, V = Vice-Skip

Legend:
🕒 Clockwise 🕒 Counter-clockwise LSFE(*) Last Stone First End
X Unplayed/unfinished end due to concession





Game Results

Sheet	Game	Team	LSFE	1	2	3	4	5	6	7	8	9	10	Extra Ends	Total
A	6	CHN - People's Republic of China	*	0	0	1	0	0	2	0	3	0	1		7
	6	GER - Germany		0	1	0	3	1	0	1	0	0	0		6

CHN - People's Republic of China	
4 S	MEI Jie
3 V	MA Jingyi
2	YIN Yanxin
1	SUN Chengyu
A	CAO Ying

GER - Germany	
4 S	BEER Maike
3	BEER Claudia
2 V	ABBES Emira
1	MUSKATEWITZ Nicole
A	-

Last Stone Draw		Distance
☺	SUN C	161.4cm
☹	MA J	95.7cm
Total		257.1cm

Last Stone Draw		Distance
☺	ABBES E	124.6cm
☹	BEER C	193.8cm
Total		318.4cm

Time remaining: 8 minutes 48 seconds
Time-out: end 10 - CHN stone 7

Time remaining: 0 minutes 18 seconds
Time-out: end 7 - GER stone 6

Note:
Team position and functions are attached to each team member's name as follows:
4 = Fourth, 3 = Third, 2 = Second, 1 = Lead, A = Alternate, S = Skip, V = Vice-Skip

Legend:
☺ Clockwise ☹ Counter-clockwise LSFE(*) Last Stone First End





Game Results

Sheet	Game	Team	LSFE	1	2	3	4	5	6	7	8	9	10	Extra Ends	Total
B	6	RUS - Russian Federation		0	0	3	0	0	0	2	1	0	0		6
	6	SWE - Sweden	*	0	1	0	1	1	0	0	0	1	1		5

RUS - Russian Federation

4 S MOISEEVA Victoria
 3 V VASILEVA Uliana
 2 ARSENKINA Galina
 1 PORTUNOVA Julia
 A DUYUNOVA Maria

SWE - Sweden

4 S WRANAA Isabella
 3 WAHLIN Jennie
 2 V WINQVIST DE VAL Almida
 1 SJOEBERG Fanny
 A -

Last Stone Draw

⌚ VASILEVA U
 ⌚ ARSENKINA G

Distance

77.8cm
 40.2cm

Total

118.0cm

Time remaining: 2 minutes 38 seconds

Time-out: end 10 - RUS stone 4

Last Stone Draw

⌚ SJOEBERG F
 ⌚ WAHLIN J

Distance

78.4cm
 31.9cm

Total

110.3cm

Time remaining: 4 minutes 21 seconds

Note:

Team position and functions are attached to each team member's name as follows:
 4 = Fourth, 3 = Third, 2 = Second, 1 = Lead, A = Alternate, S = Skip, V = Vice-Skip

Legend:

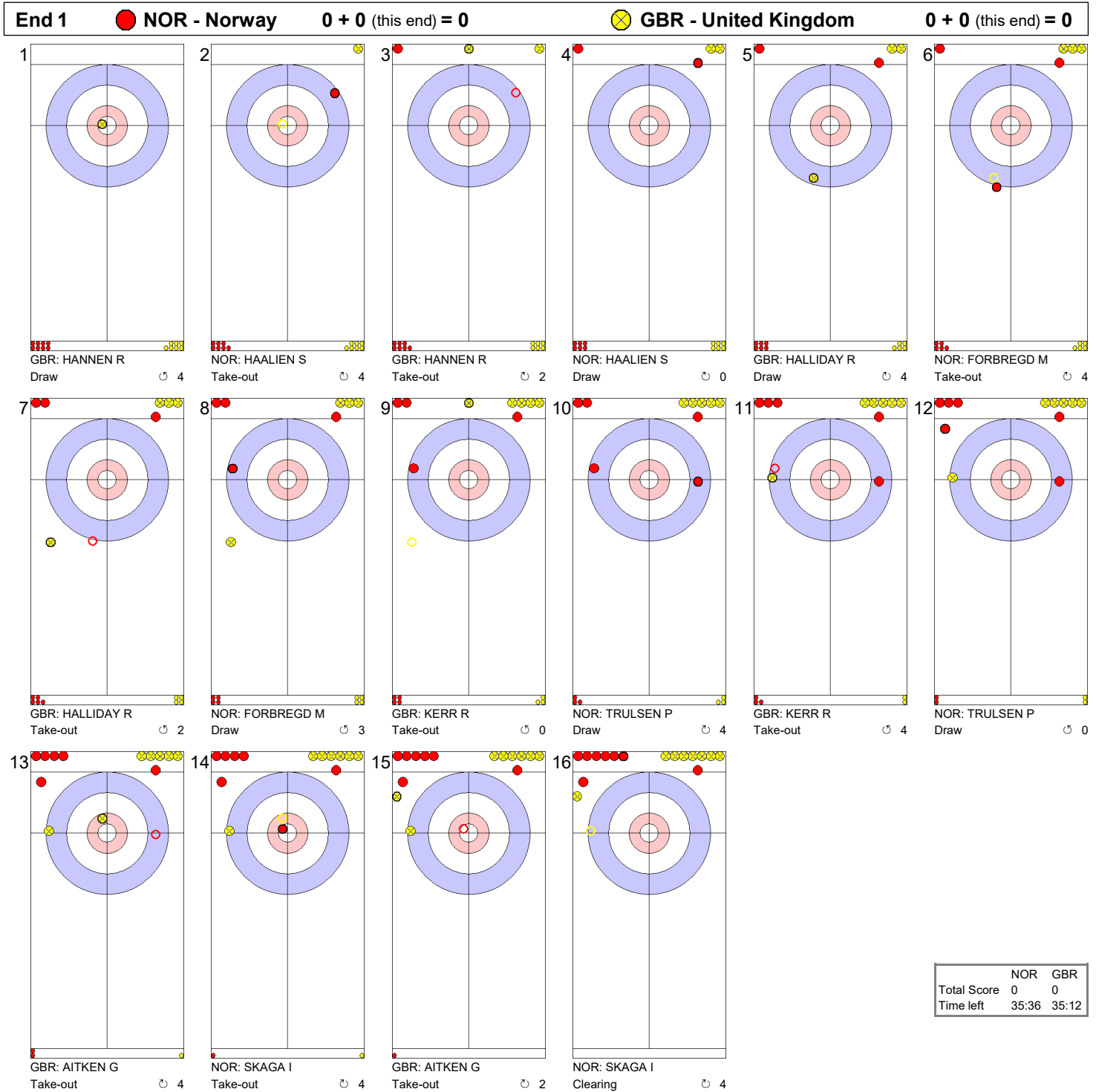
⌚ Clockwise

⌚ Counter-clockwise

LSFE(*) Last Stone First End

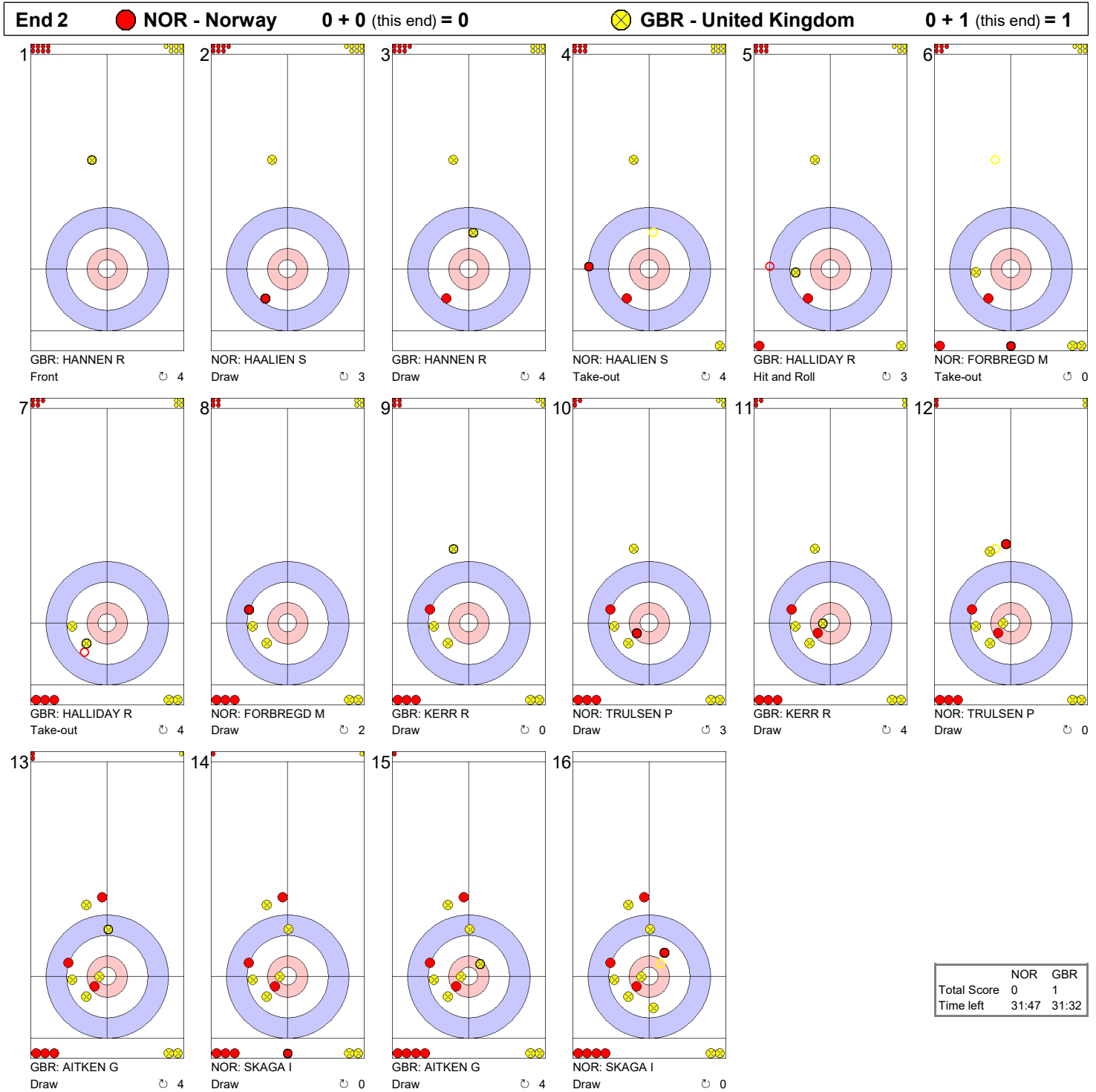


Game - Shot by Shot



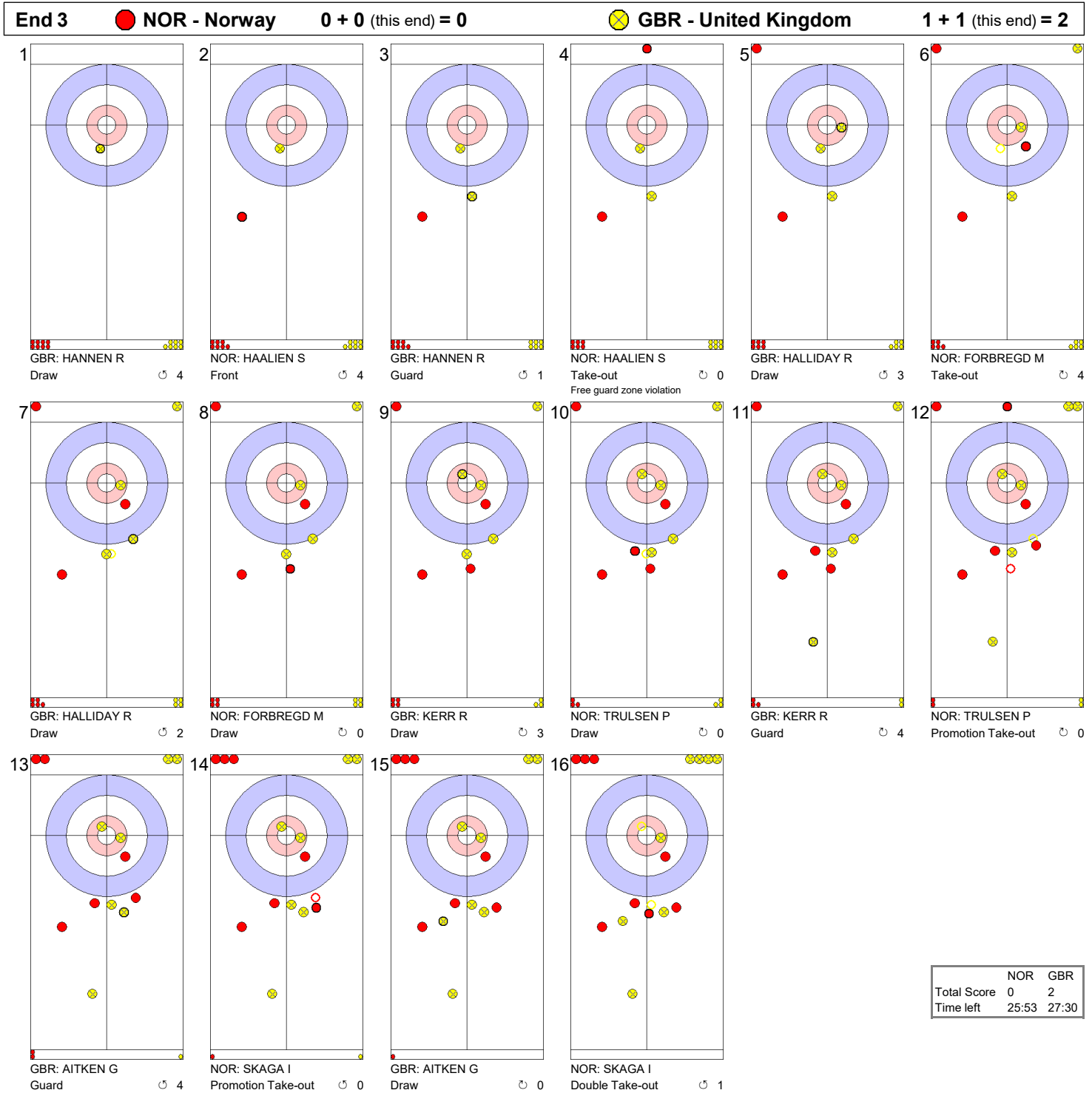


Game - Shot by Shot





Game - Shot by Shot



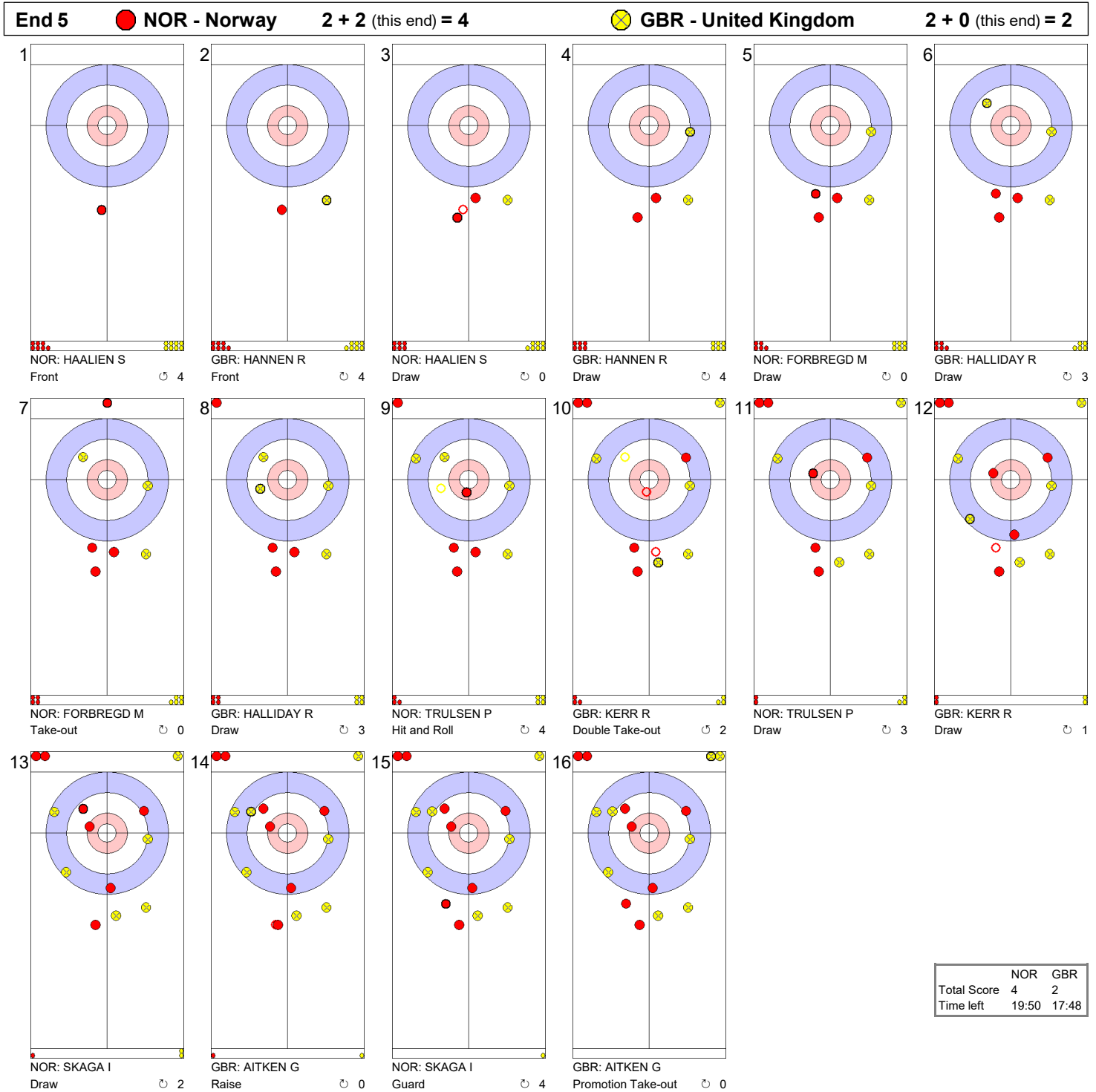


Game - Shot by Shot



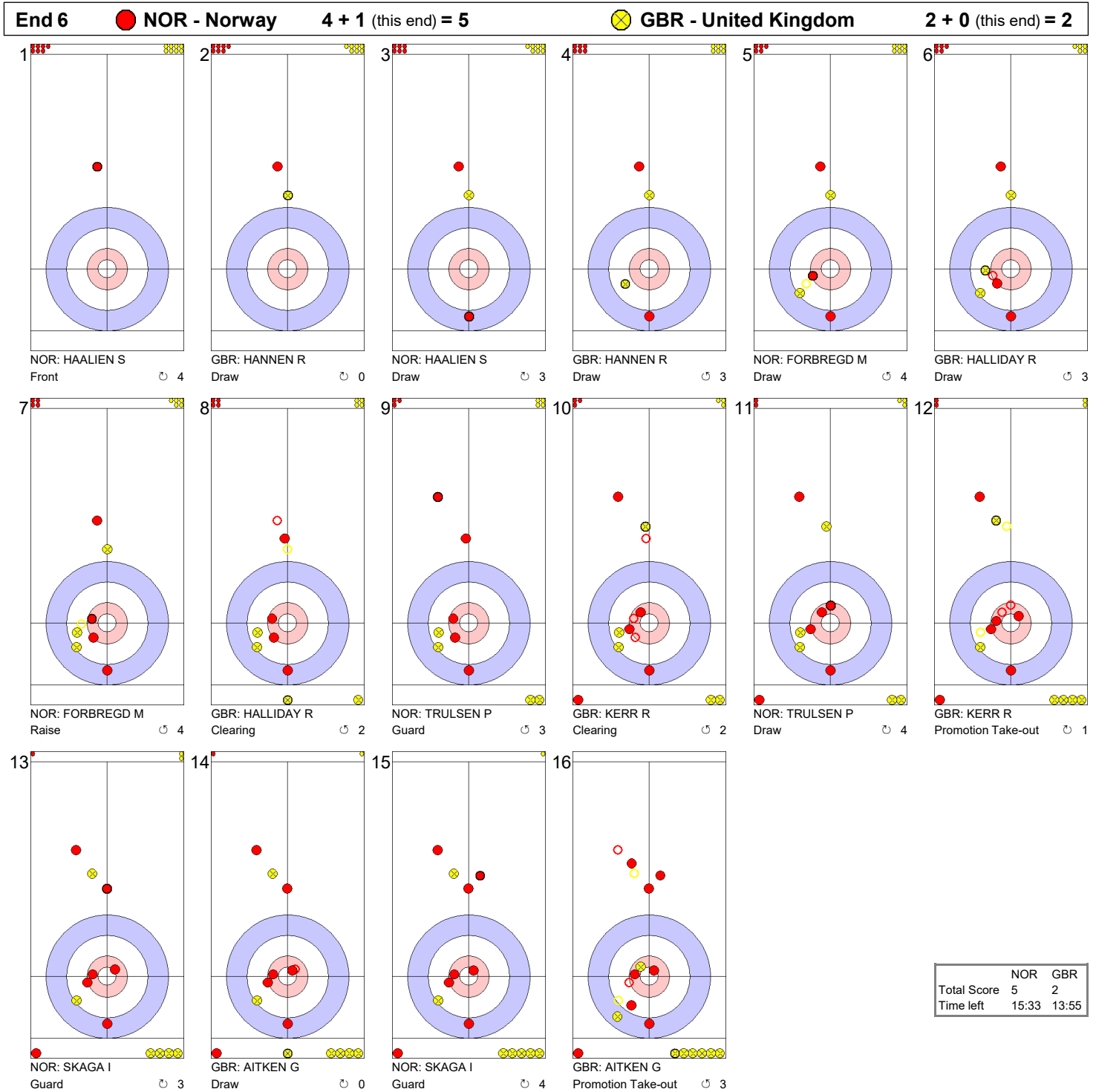


Game - Shot by Shot



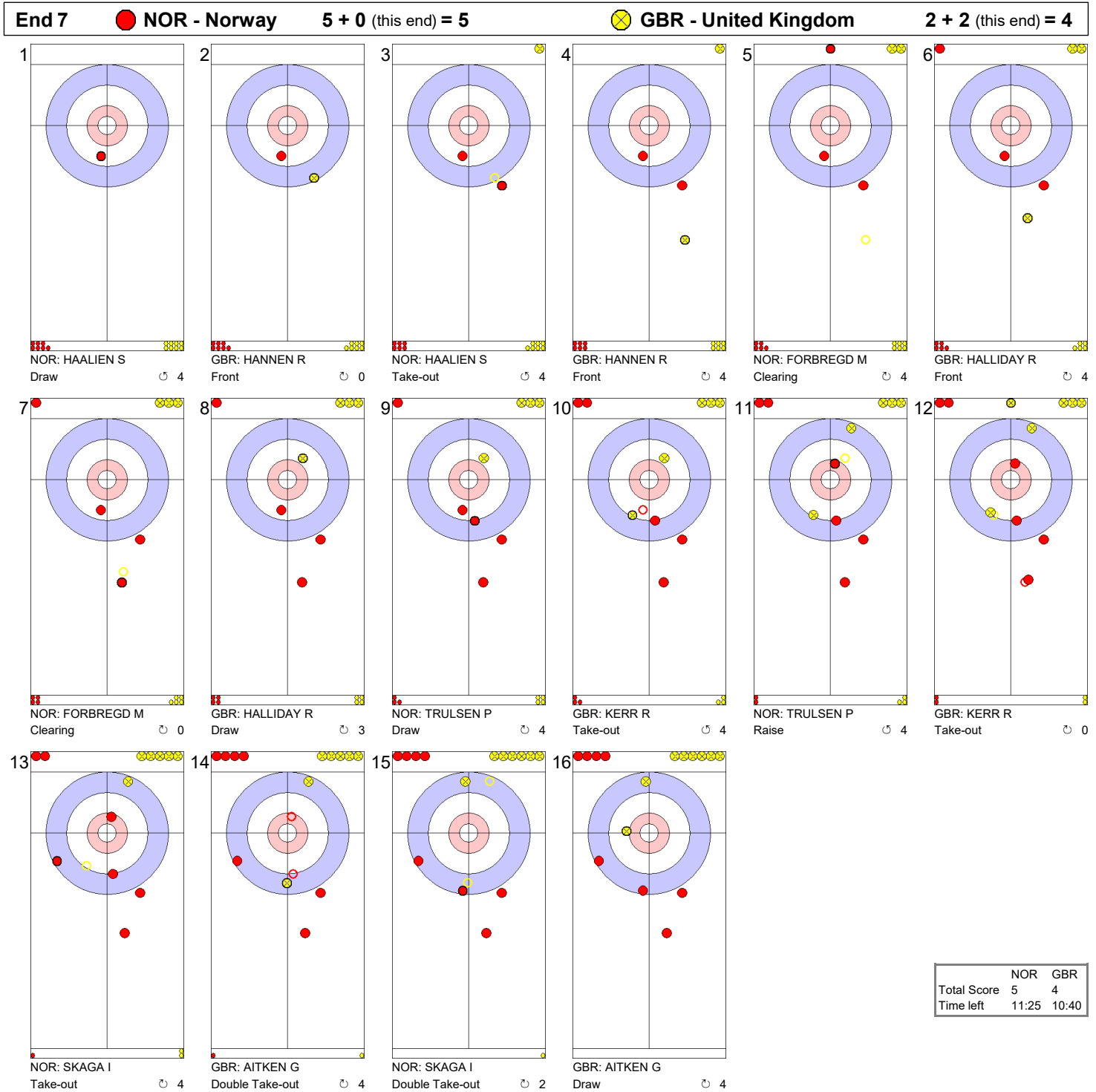


Game - Shot by Shot



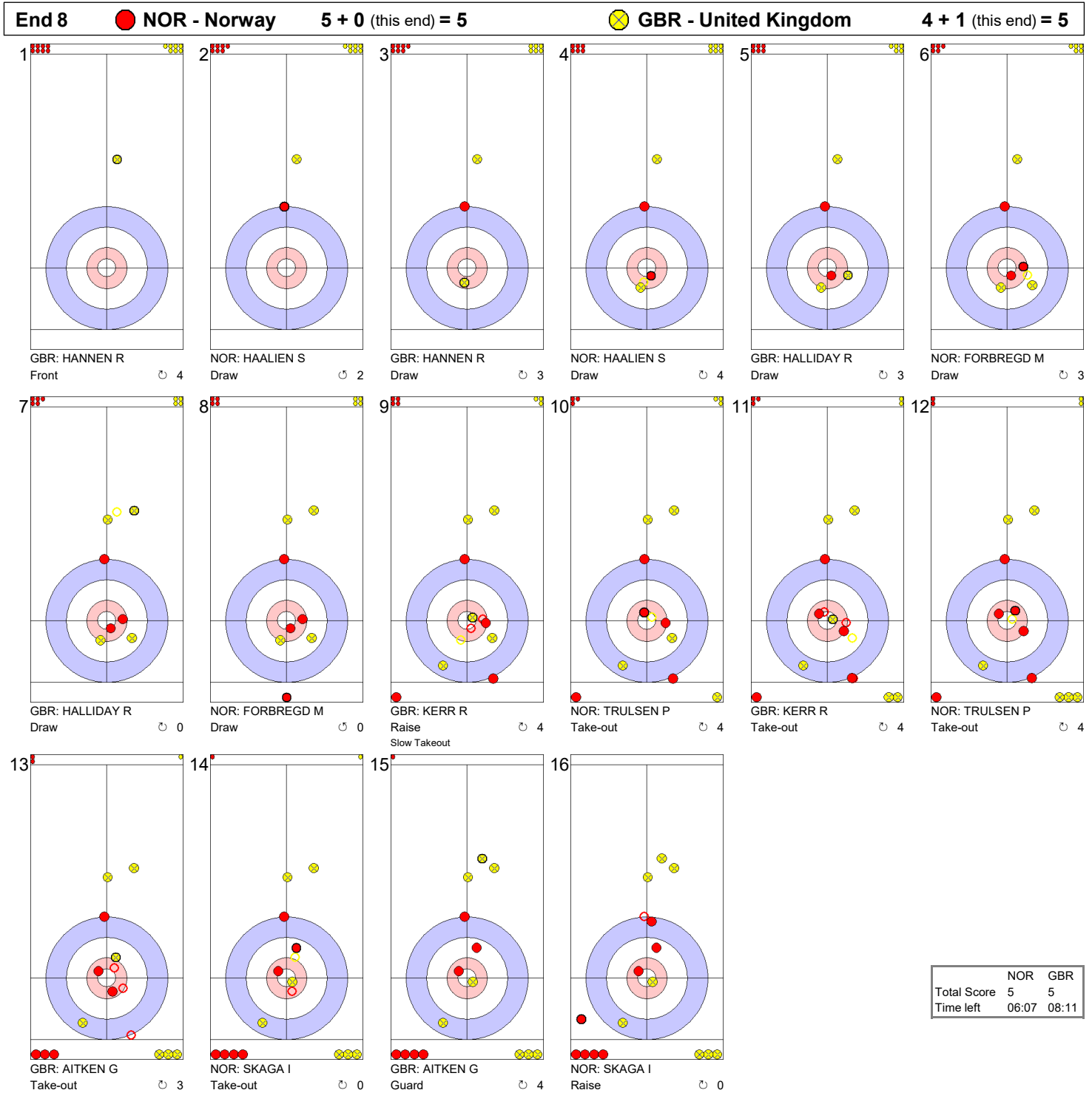


Game - Shot by Shot



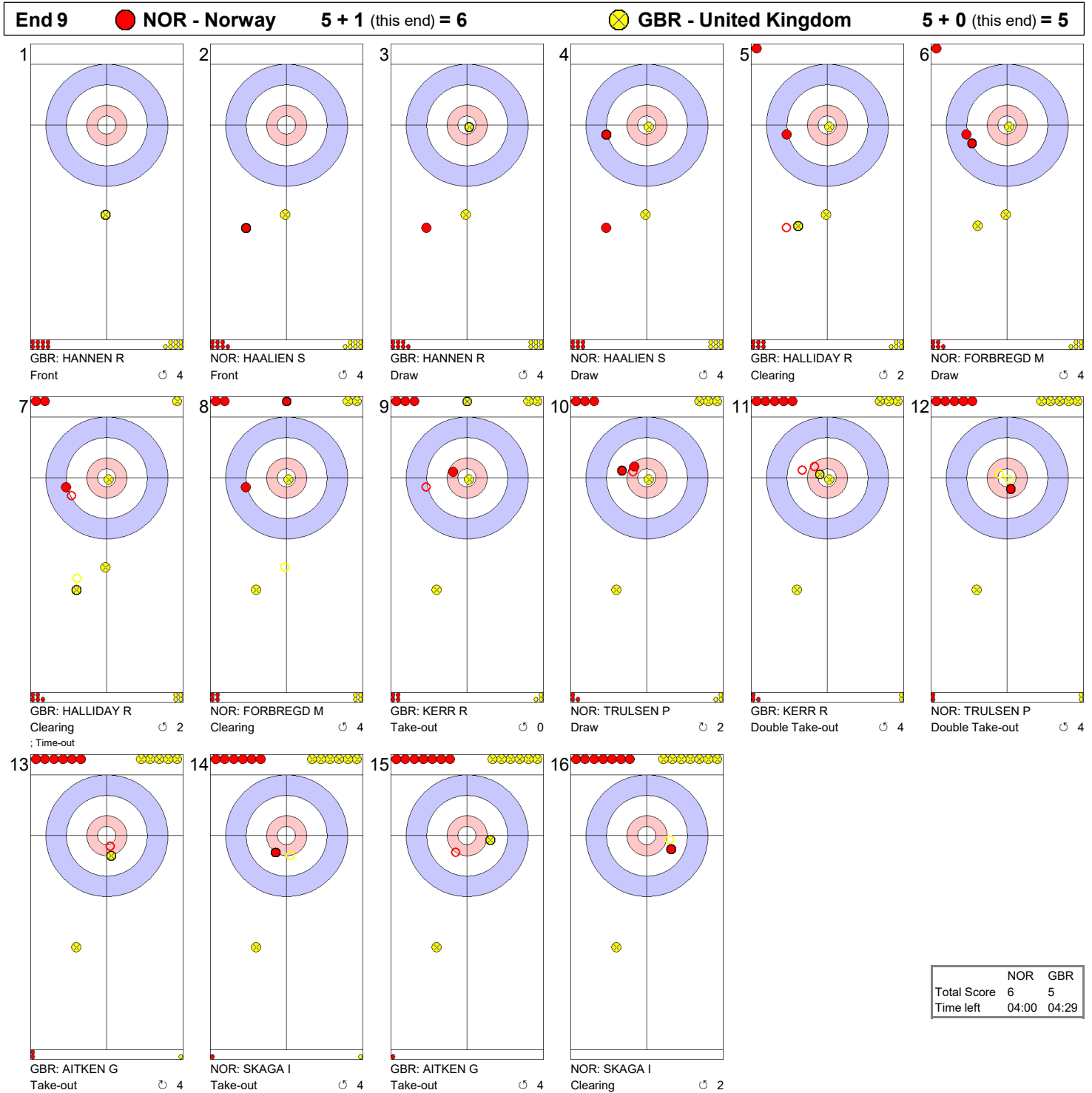


Game - Shot by Shot





Game - Shot by Shot





Game - Shot by Shot





Game Results

Sheet	Game	Team	LSFE	1	2	3	4	5	6	7	8	9	10	Extra Ends	Total
C	6	NOR - Norway	*	0	0	0	2	2	1	0	0	1	0		6
	6	GBR - United Kingdom		0	1	1	0	0	0	2	1	0	2		7

NOR - Norway		Shot Success Game
4	SKAGA Ingvild	59%
3 S	TRULSEN Pia	70%
2 V	FORBREGD Mari	59%
1	HAALIEN Stine	78%
A	-	-
Team Total		66%

GBR - United Kingdom		Shot Success Game
4 S	AITKEN Gina	74%
3 V	KERR Rowena	56%
2	HALLIDAY Rachael	61%
1	HANNEN Rachel	81%
A	WARD Angharad	-
Team Total		68%

Last Stone Draw	Distance
⌚ SKAGA I	18.5cm
⌚ FORBREGD M	85.7cm
Total	104.2cm

Last Stone Draw	Distance
⌚ KERR R	38.8cm
⌚ HALLIDAY R	143.1cm
Total	181.9cm

Time remaining: 1 minute 26 seconds

Time remaining: 1 minute 15 seconds

Time-out: end 9 - GBR stone 4

Shot Success Analysis

NOR - Norway	Draws	Take-outs	Game
4 SKAGA Ingvild	⌚ 9 50%	7 79%	16 63%
	⌚ 0 -	4 44%	4 44%
	Total 9 50%	11 66%	20 59%
3 TRULSEN Pia	⌚ 9 61%	4 75%	13 65%
	⌚ 6 75%	1 100%	7 79%
	Total 15 67%	5 80%	20 70%
2 FORBREGD Mari	⌚ 8 50%	5 60%	13 54%
	⌚ 5 75%	2 50%	7 68%
	Total 13 60%	7 57%	20 59%
1 HAALIEN Stine	⌚ 8 69%	4 63%	12 67%
	⌚ 7 93%	1 100%	8 94%
	Total 15 80%	5 70%	20 78%
A -	⌚ 0 -	0 -	0 -
	⌚ 0 -	0 -	0 -
	Total 0 -	0 -	0 -
Team	⌚ 34 57%	20 70%	54 62%
	⌚ 18 82%	8 59%	26 75%
	Total 52 66%	28 67%	80 66%

GBR - United Kingdom	Draws	Take-outs	Game
4 AITKEN Gina	⌚ 9 64%	6 71%	15 67%
	⌚ 2 100%	3 92%	5 95%
	Total 11 70%	9 78%	20 74%
3 KERR Rowena	⌚ 7 57%	6 54%	13 56%
	⌚ 0 -	7 57%	7 57%
	Total 7 57%	13 56%	20 56%
2 HALLIDAY Rachael	⌚ 7 71%	4 44%	11 61%
	⌚ 3 67%	6 58%	9 61%
	Total 10 70%	10 53%	20 61%
1 HANNEN Rachel	⌚ 12 81%	1 50%	13 79%
	⌚ 7 86%	0 -	7 86%
	Total 19 83%	1 50%	20 81%
A WARD Angharad	⌚ 0 -	0 -	0 -
	⌚ 0 -	0 -	0 -
	Total 0 -	0 -	0 -
Team	⌚ 35 70%	17 57%	52 66%
	⌚ 12 83%	16 64%	28 72%
	Total 47 73%	33 61%	80 68%

Note:
Team position and functions are attached to each team member's name as follows:
4 = Fourth, 3 = Third, 2 = Second, 1 = Lead, A = Alternate, S = Skip, V = Vice-Skip

Legend:
⌚ Clockwise ⌚ Counter-clockwise LSFE(*) Last Stone First End





Game Results

Sheet	Game	Team	LSFE	1	2	3	4	5	6	7	8	9	10	Extra Ends	Total
D	6	KOR - Republic of Korea	*	7	0	4	0	2	1	X	X	X	X		14
	6	KAZ - Kazakhstan		0	1	0	1	0	0	X	X	X	X		2

KOR - Republic of Korea	
4 S	KIM Eunjung
3 V	KIM Kyeongae
2	KIM Seonyeong
1	KIM Yeongmi
A	-

KAZ - Kazakhstan	
4 S	YUNICHEVA Ramina
3 V	SURGAY Anastassiya
2	BAKANOVA Kamila
1	ALLIYAROVA Sitora
A	KAKHAROVA Zarina

Last Stone Draw	Distance
⌚ KIM S	48.0cm
⌚ KIM Y	53.3cm
Total	101.3cm

Last Stone Draw	Distance
⌚ SURGAY A	199.6cm
⌚ YUNICHEVA R	168.2cm
Total	367.8cm

Time remaining: 19 minutes 25 seconds

Time remaining: 14 minutes 37 seconds

Note:
Team position and functions are attached to each team member's name as follows:
4 = Fourth, 3 = Third, 2 = Second, 1 = Lead, A = Alternate, S = Skip, V = Vice-Skip

Legend:
 ⌚ Clockwise ⌚ Counter-clockwise LSFE(*) Last Stone First End
 X Unplayed/unfinished end due to concession





Game Results

Sheet	Game	Team	LSFE	1	2	3	4	5	6	7	8	9	10	Extra Ends	Total
E	6	CAN - Canada	*	0	1	0	2	1	0	0	1	0	0	1	6
	6	SUI - Switzerland		0	0	0	0	0	0	2	0	2	1	0	5

CAN - Canada	
4 S	ROCQUE Kelsey
3 V	SCHMIEMANN Danielle
2	McDONALD Taylor
1	THEROUX Taylore
A	-

SUI - Switzerland	
4 V	HUERLIMANN Briar
3 S	STERN Elena
2	STERN Anna
1	KOLLER Celine
A	ISELI Noelle

Last Stone Draw	Distance
⌚ THEROUX T	32.3cm
⌚ SCHMIEMANN D	65.0cm
Total	97.3cm

Last Stone Draw	Distance
⌚ HUERLIMANN B	46.1cm
⌚ STERN A	134.8cm
Total	180.9cm

Time remaining: 4 minutes 16 seconds
1 minute 46 seconds (after extra end)

Time remaining: 2 minutes 13 seconds
0 minutes 44 seconds (after extra end)

Time-out: end 10 - CAN stone 4

Time-out: end 7 - SUI stone 6; end 11 - SUI stone 3

ISELI N replaced STERN A at the beginning of end 6

Note:
Team position and functions are attached to each team member's name as follows:
4 = Fourth, 3 = Third, 2 = Second, 1 = Lead, A = Alternate, S = Skip, V = Vice-Skip

Legend:
⌚ Clockwise ⌚ Counter-clockwise LSFE(*) Last Stone First End





Game Results

Sheet	Game	Team	LSFE	1	2	3	4	5	6	7	8	9	10	Extra Ends	Total
A	7	GBR - United Kingdom		0	1	0	2	0	1	0	3	0	2		9
	7	KOR - Republic of Korea	*	1	0	2	0	1	0	1	0	1	0		6

GBR - United Kingdom	
4 S	AITKEN Gina
3 V	KERR Rowena
2	HALLIDAY Rachael
1	HANNEN Rachel
A	WARD Angharad

KOR - Republic of Korea	
4 S	KIM Eunjung
3 V	KIM Kyeongae
2	KIM Seonyeong
1	KIM Yeongmi
A	-

Last Stone Draw		Distance
↻	HANNEN R	84.7cm
↺	AITKEN G	137.2cm
Total		221.9cm

Last Stone Draw		Distance
↻	KIM K	61.0cm
↺	KIM E	84.7cm
Total		145.7cm

Time remaining: 1 minute 54 seconds

Time remaining: 0 minutes 56 seconds

Note:
Team position and functions are attached to each team member's name as follows:
4 = Fourth, 3 = Third, 2 = Second, 1 = Lead, A = Alternate, S = Skip, V = Vice-Skip

Legend:
↻ Clockwise ↺ Counter-clockwise LSFE(*) Last Stone First End





Game Results

Sheet	Game	Team	LSFE	1	2	3	4	5	6	7	8	9	10	Extra Ends	Total
B	7	CAN - Canada	*	3	1	0	6	1	2	X	X	X	X		13
	7	KAZ - Kazakhstan		0	0	2	0	0	0	X	X	X	X		2

CAN - Canada	
4 S	ROCQUE Kelsey
3 V	SCHMIEMANN Danielle
2	McDONALD Taylor
1	THEROUX Taylore
A	-

KAZ - Kazakhstan	
4 S	YUNICHEVA Ramina
3 V	SURGAY Anastassiya
2	BAKANOVA Kamila
1	ALLIYAROVA Sitora
A	KAKHAROVA Zarina

Last Stone Draw	Distance
⌚ McDONALD T	90.6cm
⌚ ROCQUE K	8.9cm
Total	99.5cm

Last Stone Draw	Distance
⌚ ALLIYAROVA S	199.6cm
⌚ BAKANOVA K	51.5cm
Total	251.1cm

Time remaining: 20 minutes 55 seconds

Time remaining: 15 minutes 40 seconds

Note:
Team position and functions are attached to each team member's name as follows:
4 = Fourth, 3 = Third, 2 = Second, 1 = Lead, A = Alternate, S = Skip, V = Vice-Skip

Legend:
⌚ Clockwise ⌚ Counter-clockwise LSFE(*) Last Stone First End
X Unplayed/unfinished end due to concession





Game - Shot by Shot

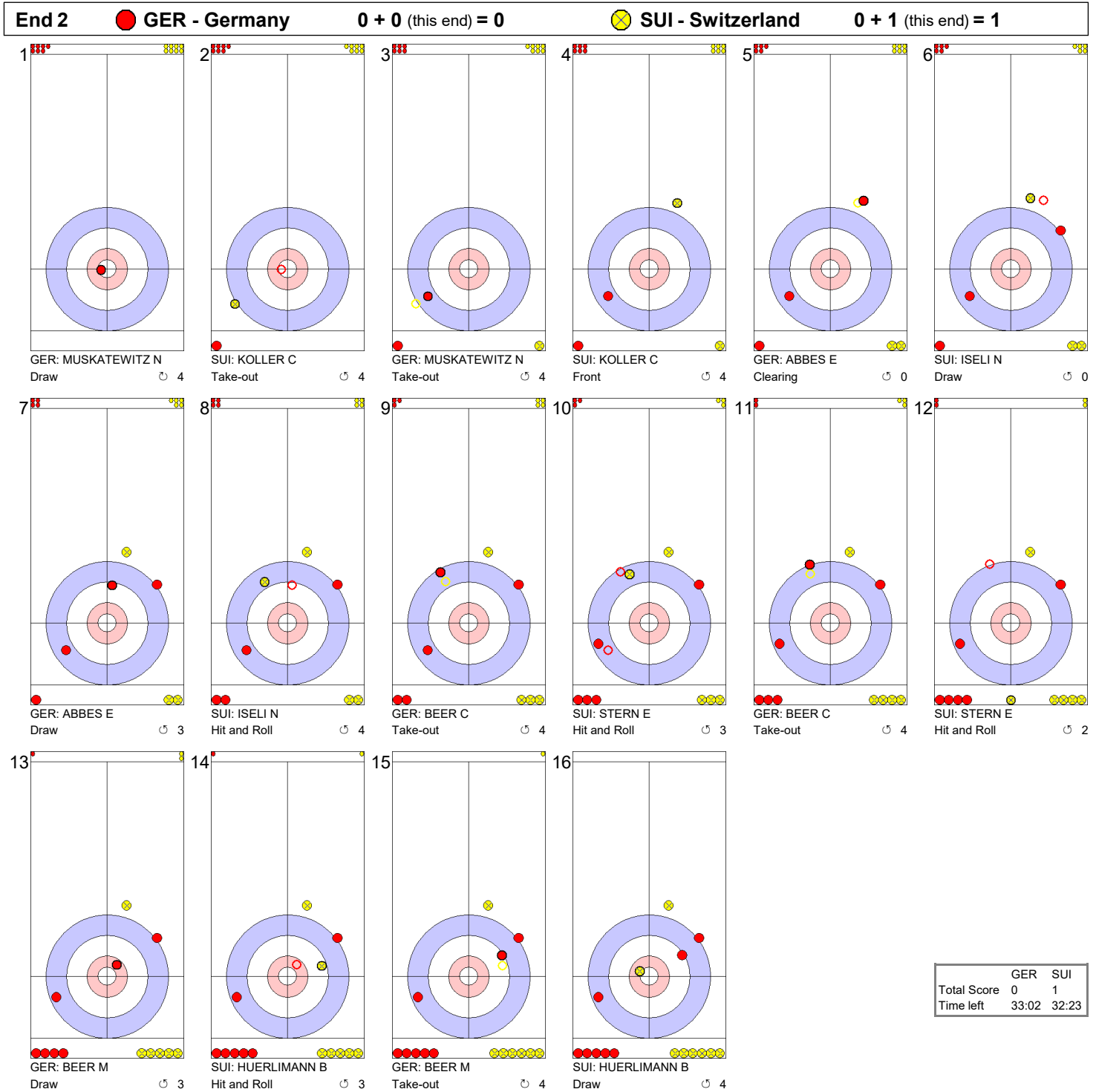


	GER	SUI
Total Score	0	0
Time left	35:48	35:43





Game - Shot by Shot



	GER	SUI
Total Score	0	1
Time left	33:02	32:23





Game - Shot by Shot

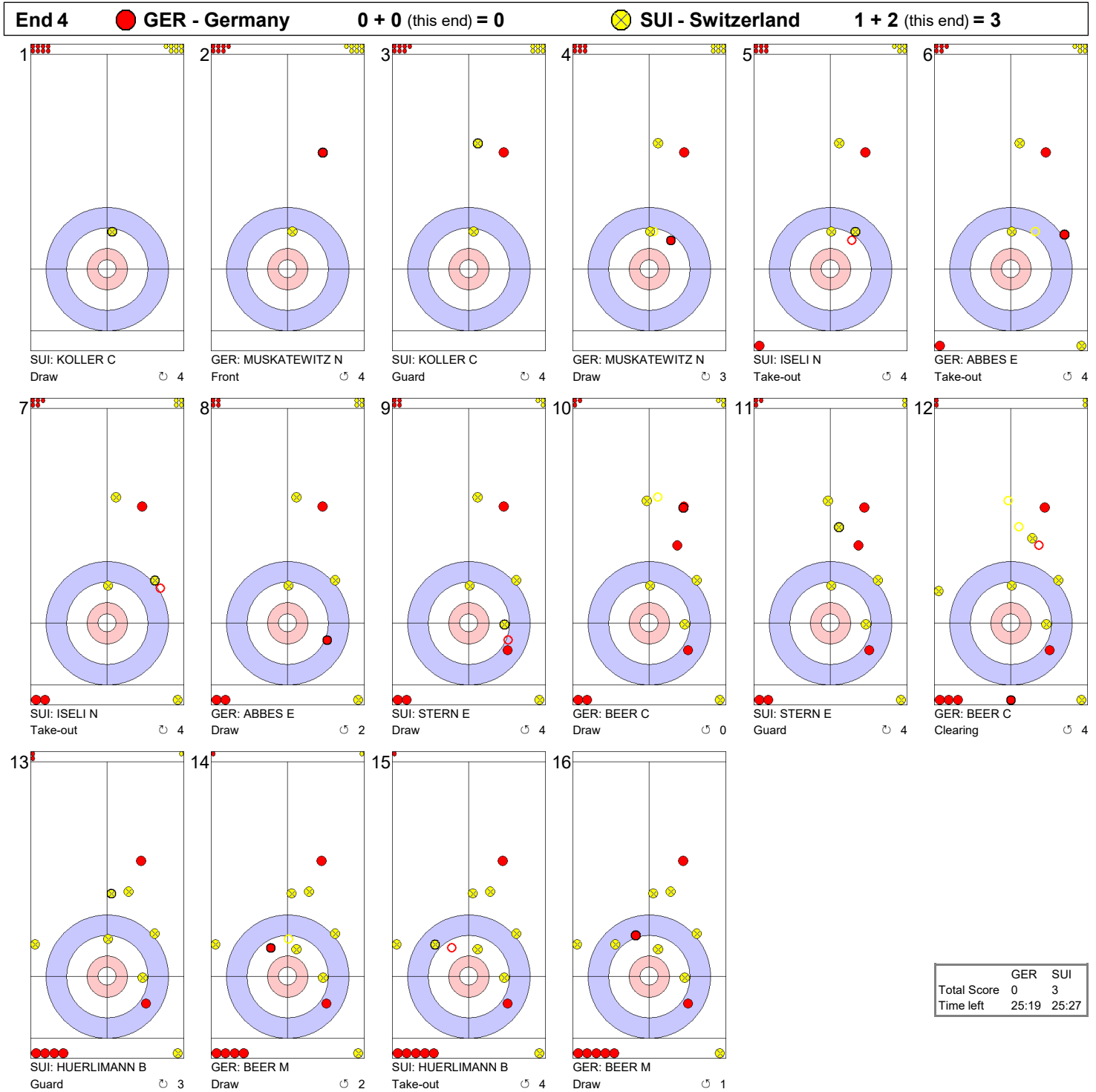
End 3			● GER - Germany	0 + 0 (this end) = 0	● SUI - Switzerland	1 + 0 (this end) = 1	
1		SUI: KOLLER C Draw	4	2		GER: MUSKATEWITZ N Take-out	4
3		SUI: KOLLER C Take-out	4	4		GER: MUSKATEWITZ N Take-out	4
5		SUI: ISELI N Take-out	2	6		GER: ABBES E Draw	4
7		SUI: ISELI N Take-out	4	8		GER: ABBES E Take-out	4
9		SUI: STERN E Take-out	4	10		GER: BEER C Take-out	2
11		SUI: STERN E Draw	4	12		GER: BEER C Take-out	4
13		SUI: HUERLIMANN B Take-out	4	14		GER: BEER M Take-out	4
15		SUI: HUERLIMANN B Take-out	4	16		GER: BEER M Clearing	4

	GER	SUI
Total Score	0	1
Time left	30:32	30:15



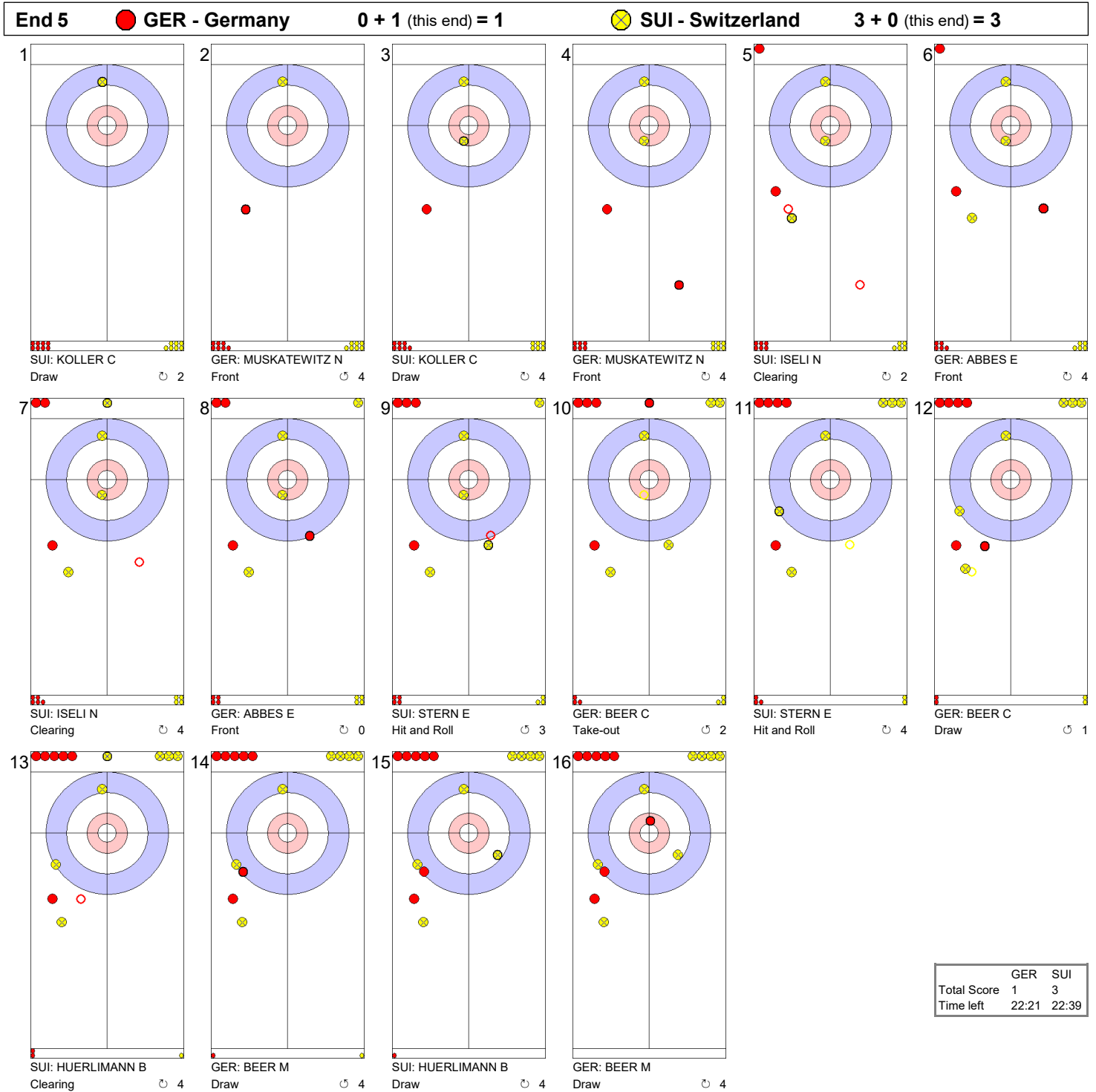


Game - Shot by Shot



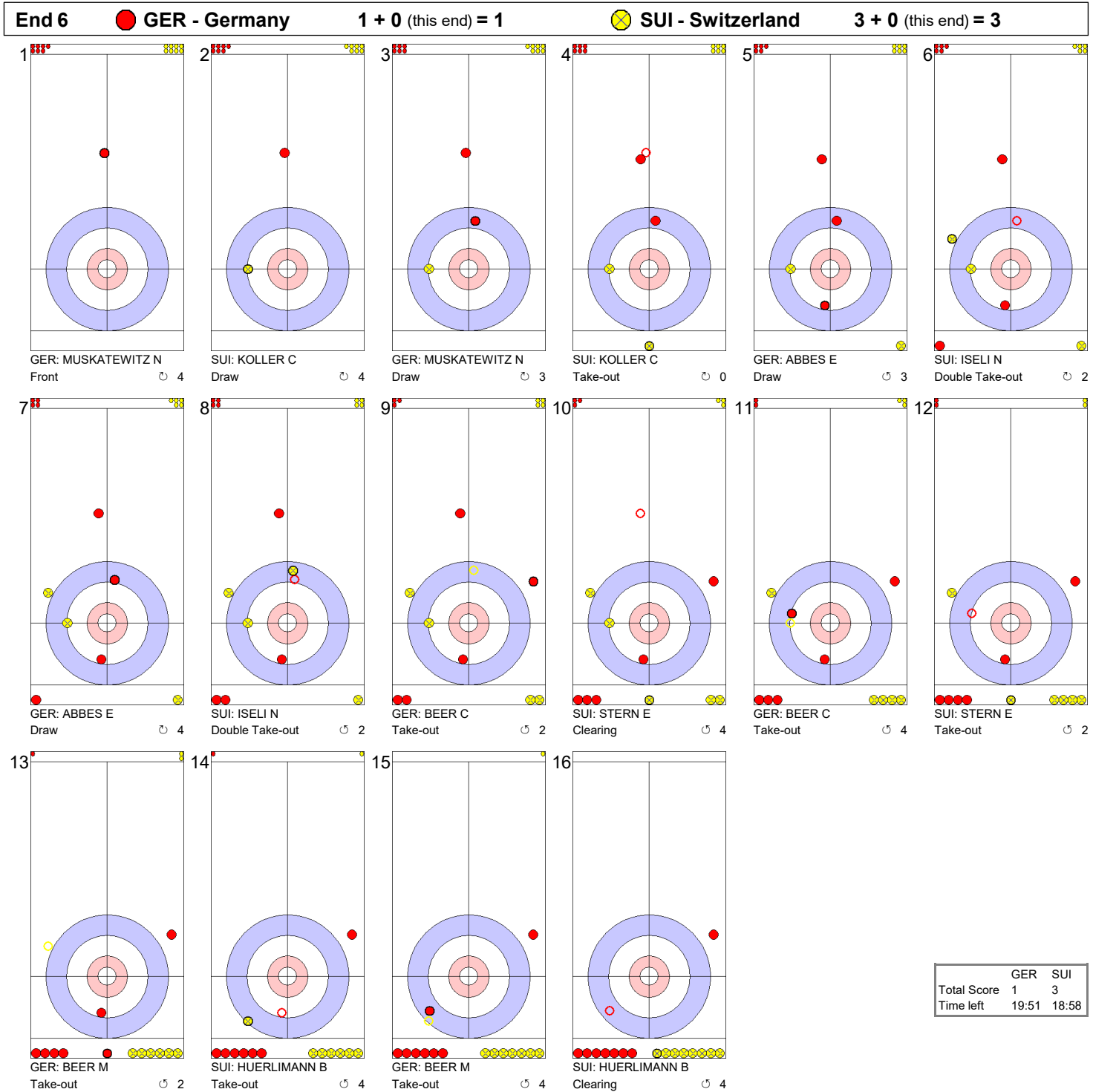


Game - Shot by Shot





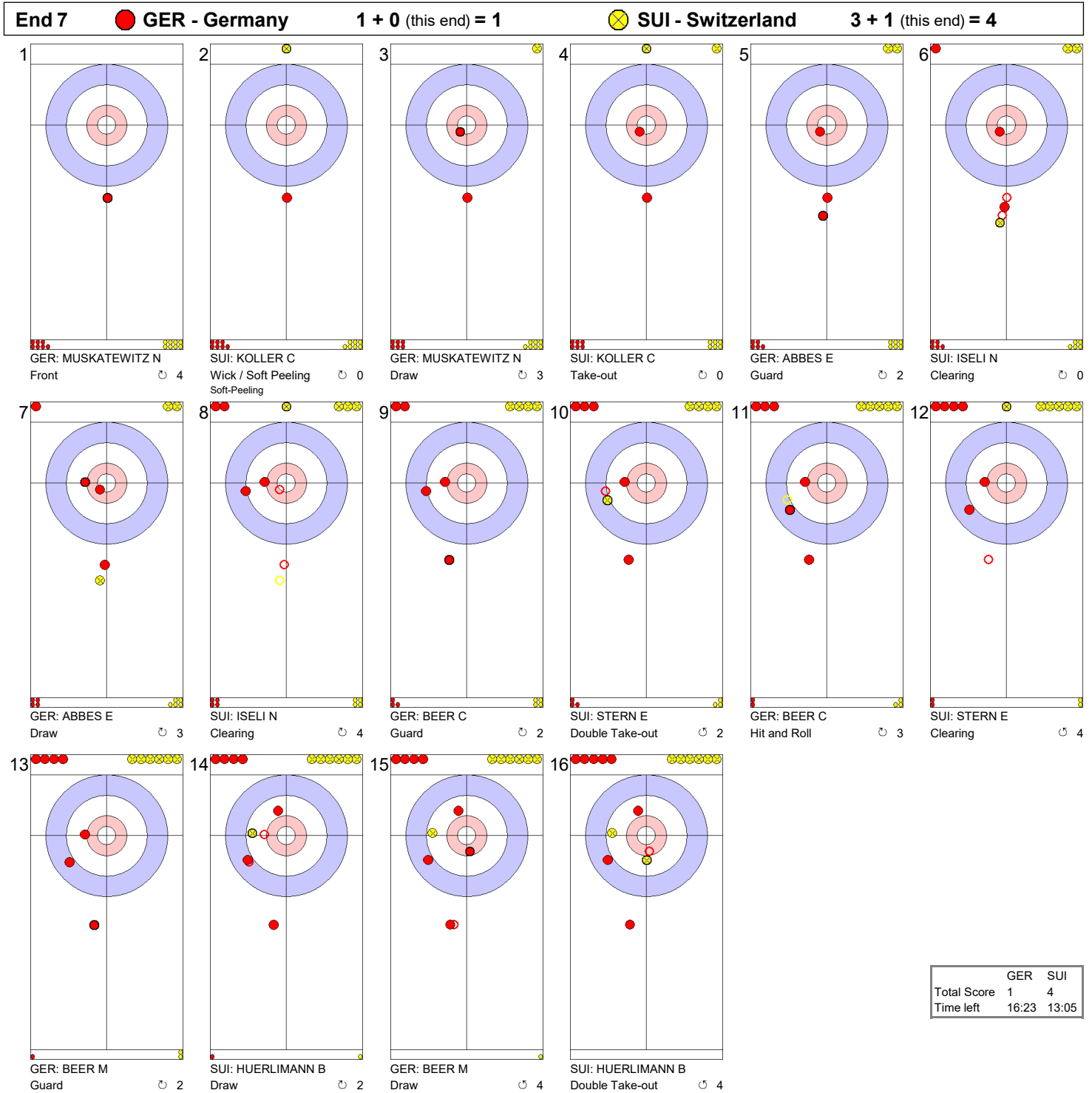
Game - Shot by Shot



	GER	SUI
Total Score	1	3
Time left	19:51	18:58



Game - Shot by Shot

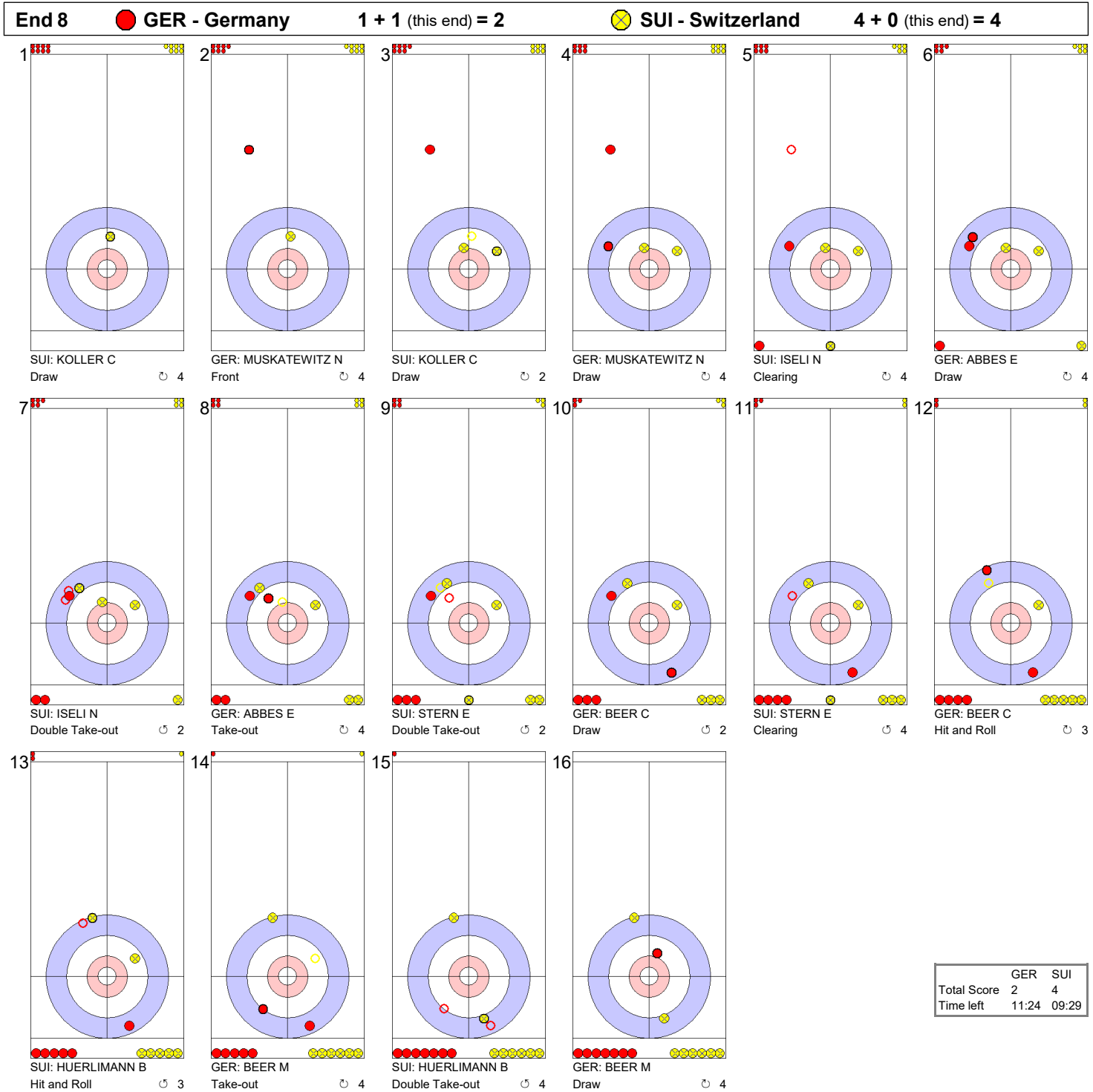


	GER	SUI
Total Score	1	4
Time left	16:23	13:05





Game - Shot by Shot





Game - Shot by Shot

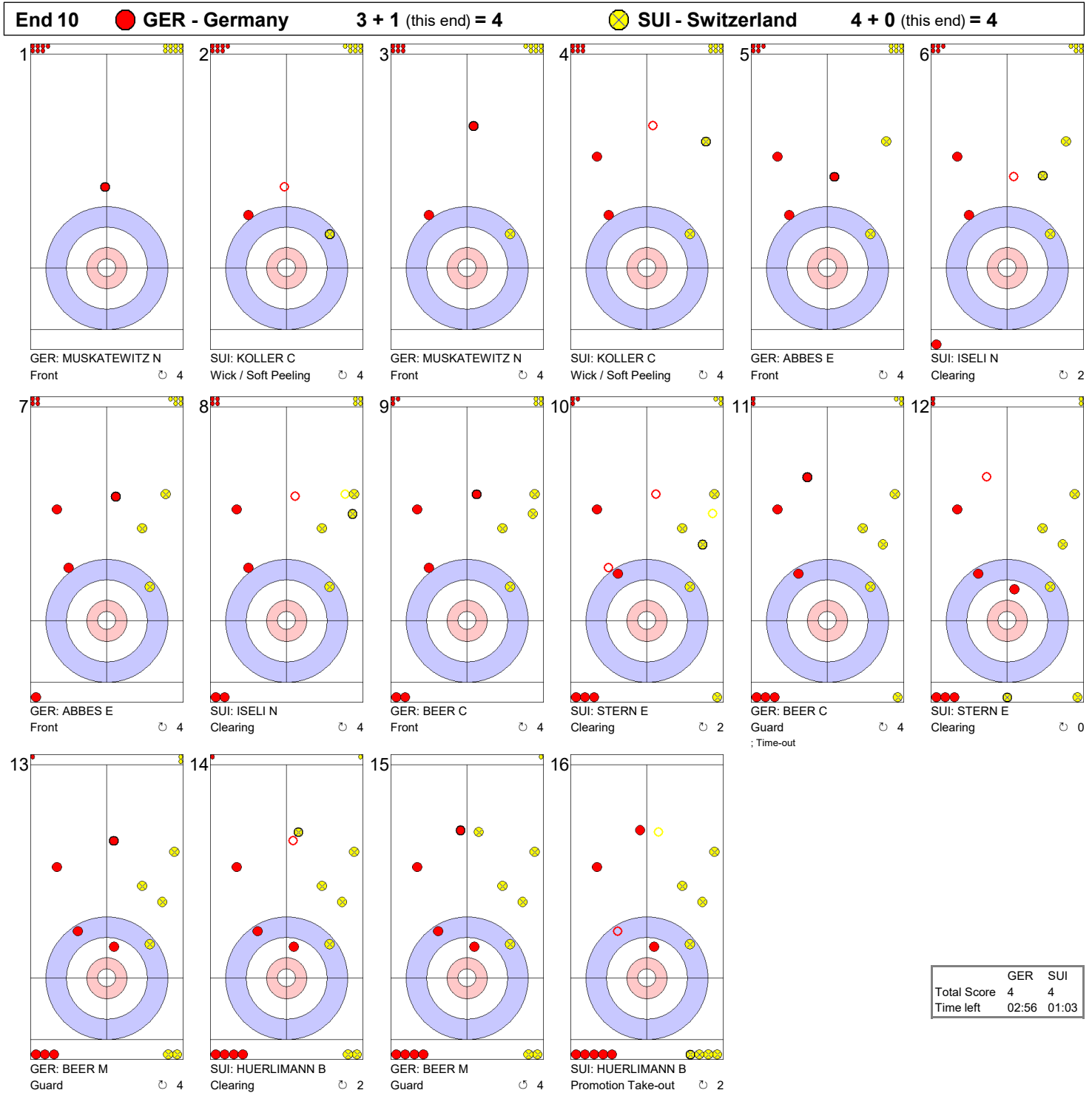


	GER	SUI
Total Score	3	4
Time left	07:27	04:39





Game - Shot by Shot

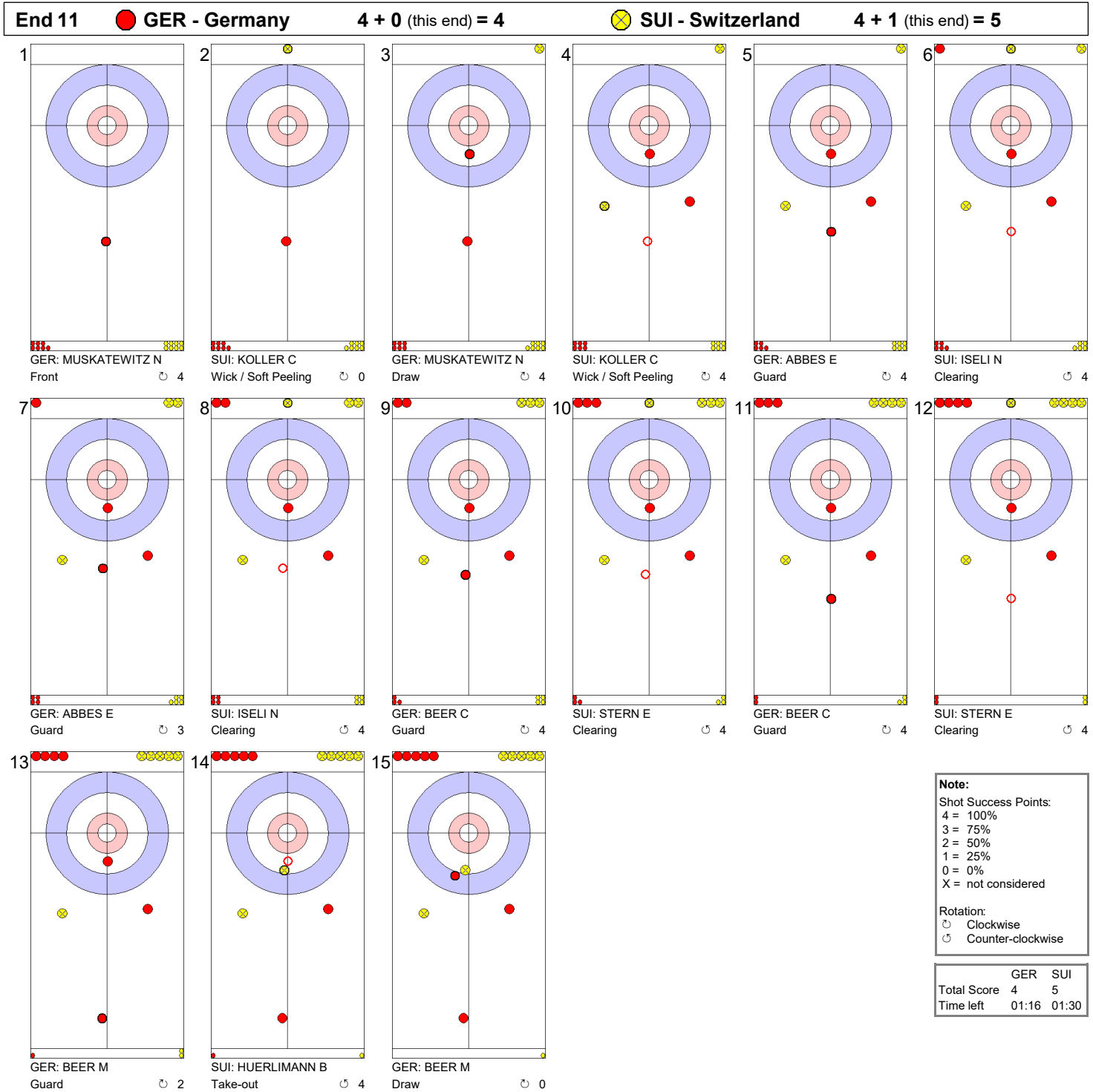


	GER	SUI
Total Score	4	4
Time left	02:56	01:03





Game - Shot by Shot





Game Results

Sheet	Game	Team	LSFE	1	2	3	4	5	6	7	8	9	10	Extra Ends	Total
C	7	GER - Germany		0	0	0	0	1	0	0	1	1	1	0	4
	7	SUI - Switzerland	*	0	1	0	2	0	0	1	0	0	0	1	5

GER - Germany		Shot Success Game
4 S	BEER Maike	82%
3	BEER Claudia	76%
2 V	ABBES Emira	80%
1	MUSKATEWITZ Nicole	95%
A	-	-
Team Total		83%

SUI - Switzerland		Shot Success Game
4 V	HUERLIMANN Briar	85%
3 S	STERN Elena	80%
2	ISELI Noelle	77%
1	KOLLER Celine	69%
A	STERN Anna	-
Team Total		78%

Last Stone Draw	Distance
⌚ MUSKATEWITZ N	119.6cm
⌚ BEER M	103.5cm
Total	223.1cm

Time remaining: 2 minutes 56 seconds
1 minute 16 seconds (after extra end)

Time-out: end 10 - GER stone 6

Last Stone Draw	Distance
⌚ STERN E	12.8cm
⌚ KOLLER C	98.5cm
Total	111.3cm

Time remaining: 1 minute 3 seconds
1 minute 30 seconds (after extra end)

Time-out: end 9 - SUI stone 5

Shot Success Analysis

GER - Germany	Draws	Take-outs	Game
4 BEER Maike	⌚ 8 75%	4 100%	12 83%
	⌚ 6 75%	4 88%	10 80%
	Total 14 75%	8 94%	22 82%
3 BEER Claudia	⌚ 5 90%	4 75%	9 83%
	⌚ 5 45%	8 88%	13 71%
	Total 10 68%	12 83%	22 76%
2 ABBES Emira	⌚ 12 83%	2 100%	14 86%
	⌚ 5 70%	3 67%	8 69%
	Total 17 79%	5 80%	22 80%
1 MUSKATEWITZ Nicole	⌚ 16 94%	2 100%	18 94%
	⌚ 2 100%	2 100%	4 100%
	Total 18 94%	4 100%	22 95%
A -	⌚ 0 -	0 -	0 -
	⌚ 0 -	0 -	0 -
	Total 0 -	0 -	0 -
Team	⌚ 41 87%	12 92%	53 88%
	⌚ 18 68%	17 85%	35 76%
	Total 59 81%	29 88%	88 83%

SUI - Switzerland	Draws	Take-outs	Game
4 HUERLIMANN Briar	⌚ 4 69%	5 80%	9 75%
	⌚ 1 100%	11 91%	12 92%
	Total 5 75%	16 88%	21 85%
3 STERN Elena	⌚ 2 100%	5 70%	7 79%
	⌚ 1 100%	14 79%	15 80%
	Total 3 100%	19 76%	22 80%
2 ISELI Noelle	⌚ 0 -	12 75%	12 75%
	⌚ 1 0%	9 89%	10 80%
	Total 1 0%	21 81%	22 77%
1 KOLLER Celine	⌚ 14 71%	4 38%	18 64%
	⌚ 2 88%	2 100%	4 94%
	Total 16 73%	6 58%	22 69%
A STERN Anna	⌚ 0 -	0 -	0 -
	⌚ 0 -	0 -	0 -
	Total 0 -	0 -	0 -
Team	⌚ 20 74%	26 69%	46 71%
	⌚ 5 75%	36 86%	41 85%
	Total 25 74%	62 79%	87 78%

Note:

Team position and functions are attached to each team member's name as follows:
4 = Fourth, 3 = Third, 2 = Second, 1 = Lead, A = Alternate, S = Skip, V = Vice-Skip

Legend:

⌚ Clockwise

⌚ Counter-clockwise

LSFE(*) Last Stone First End



Game Results

Sheet	Game	Team	LSFE	1	2	3	4	5	6	7	8	9	10	Extra Ends	Total
D	7	CHN - People's Republic of China		0	2	0	1	0	0	2	0	1	1		7
	7	RUS - Russian Federation	*	2	0	2	0	1	2	0	1	0	0		8

CHN - People's Republic of China	
4 S	MEI Jie
3 V	MA Jingyi
2	YIN Yanxin
1	SUN Chengyu
A	CAO Ying

RUS - Russian Federation	
4 S	MOISEEVA Victoria
3 V	VASILEVA Uliana
2	ARSENKINA Galina
1	PORTUNOVA Julia
A	DUYUNOVA Maria

Last Stone Draw	Distance
☺ MEI J	158.8cm
☹ YIN Y	24.4cm
Total	183.2cm

Last Stone Draw	Distance
☺ PORTUNOVA J	56.0cm
☹ MOISEEVA V	88.2cm
Total	144.2cm

Time remaining: 1 minute 44 seconds
Time-out: end 9 - CHN stone 7

Time remaining: 2 minutes 51 seconds
Time-out: end 7 - RUS stone 7

Note:
Team position and functions are attached to each team member's name as follows:
4 = Fourth, 3 = Third, 2 = Second, 1 = Lead, A = Alternate, S = Skip, V = Vice-Skip

Legend:
☺ Clockwise ☹ Counter-clockwise LSFE(*) Last Stone First End





Game Results

Sheet	Game	Team	LSFE	1	2	3	4	5	6	7	8	9	10	Extra Ends	Total
E	7	SWE - Sweden	*	0	3	0	3	4	0	2	X	X	X		12
	7	NOR - Norway		0	0	1	0	0	1	0	X	X	X		2

SWE - Sweden	
4 S	WRANAA Isabella
3	WAHLIN Jennie
2 V	WINQVIST DE VAL Almida
1	SJOEBERG Fanny
A	-

NOR - Norway	
4	SKAGA Ingvild
3 S	TRULSEN Pia
2 V	FORBREGD Mari
1	HAALIEN Stine
A	-

Last Stone Draw	Distance
⌚ WINQVIST DE VAL A	24.6cm
⌚ WRANAA I	30.9cm
Total	55.5cm

Last Stone Draw	Distance
⌚ HAALIEN S	88.3cm
⌚ TRULSEN P	199.6cm
Total	287.9cm

Time remaining: 17 minutes 52 seconds

Time remaining: 14 minutes 21 seconds

Note:
Team position and functions are attached to each team member's name as follows:
4 = Fourth, 3 = Third, 2 = Second, 1 = Lead, A = Alternate, S = Skip, V = Vice-Skip

Legend:
⌚ Clockwise ⌚ Counter-clockwise LSFE(*) Last Stone First End
X Unplayed/unfinished end due to concession





Game Results

Sheet	Game	Team	LSFE	1	2	3	4	5	6	7	8	9	10	Extra Ends	Total
A	8	SUI - Switzerland		0	1	1	0	4	2	X	X	X	X		8
	8	KAZ - Kazakhstan	*	1	0	0	2	0	0	X	X	X	X		3

SUI - Switzerland	
4 V	HUERLIMANN Briar
3 S	STERN Elena
2	ISELI Noelle
1	KOLLER Celine
A	STERN Anna

KAZ - Kazakhstan	
4 S	YUNICHEVA Ramina
3 V	SURGAY Anastassiya
2	BAKANOVA Kamila
1	ALLIYAROVA Sitara
A	KAKHAROVA Zarina

Last Stone Draw

- KOLLER C
- HUERLIMANN B

Distance

- 49.0cm
- 117.9cm

Total

166.9cm

Time remaining: 16 minutes 28 seconds

Last Stone Draw

- BAKANOVA K
- ALLIYAROVA S

Distance

- 88.4cm
- 72.1cm

Total

160.5cm

Time remaining: 14 minutes 25 seconds

Note:
Team position and functions are attached to each team member's name as follows:
4 = Fourth, 3 = Third, 2 = Second, 1 = Lead, A = Alternate, S = Skip, V = Vice-Skip

Legend:
 Clockwise Counter-clockwise **LSFE(*)** Last Stone First End
 Unplayed/unfinished end due to concession





Game Results

Sheet	Game	Team	LSFE	1	2	3	4	5	6	7	8	9	10	Extra Ends	Total
B	8	NOR - Norway	*	2	0	1	0	0	0	2	0	1	0		6
	8	CHN - People's Republic of China		0	2	0	3	1	1	0	1	0	1		9

NOR - Norway	
4	SKAGA Ingvild
3 S	TRULSEN Pia
2 V	FORBREGD Mari
1	HAALIEN Stine
A	-

CHN - People's Republic of China	
4 S	MEI Jie
3 V	MA Jingyi
2	YIN Yanxin
1	SUN Chengyu
A	CAO Ying

Last Stone Draw	Distance
⌚ FORBREGD M	34.5cm
⌚ SKAGA I	12.5cm
Total	47.0cm

Last Stone Draw	Distance
⌚ MA J	94.8cm
⌚ SUN C	41.0cm
Total	135.8cm

Time remaining: 3 minutes 23 seconds

Time remaining: 6 minutes 42 seconds

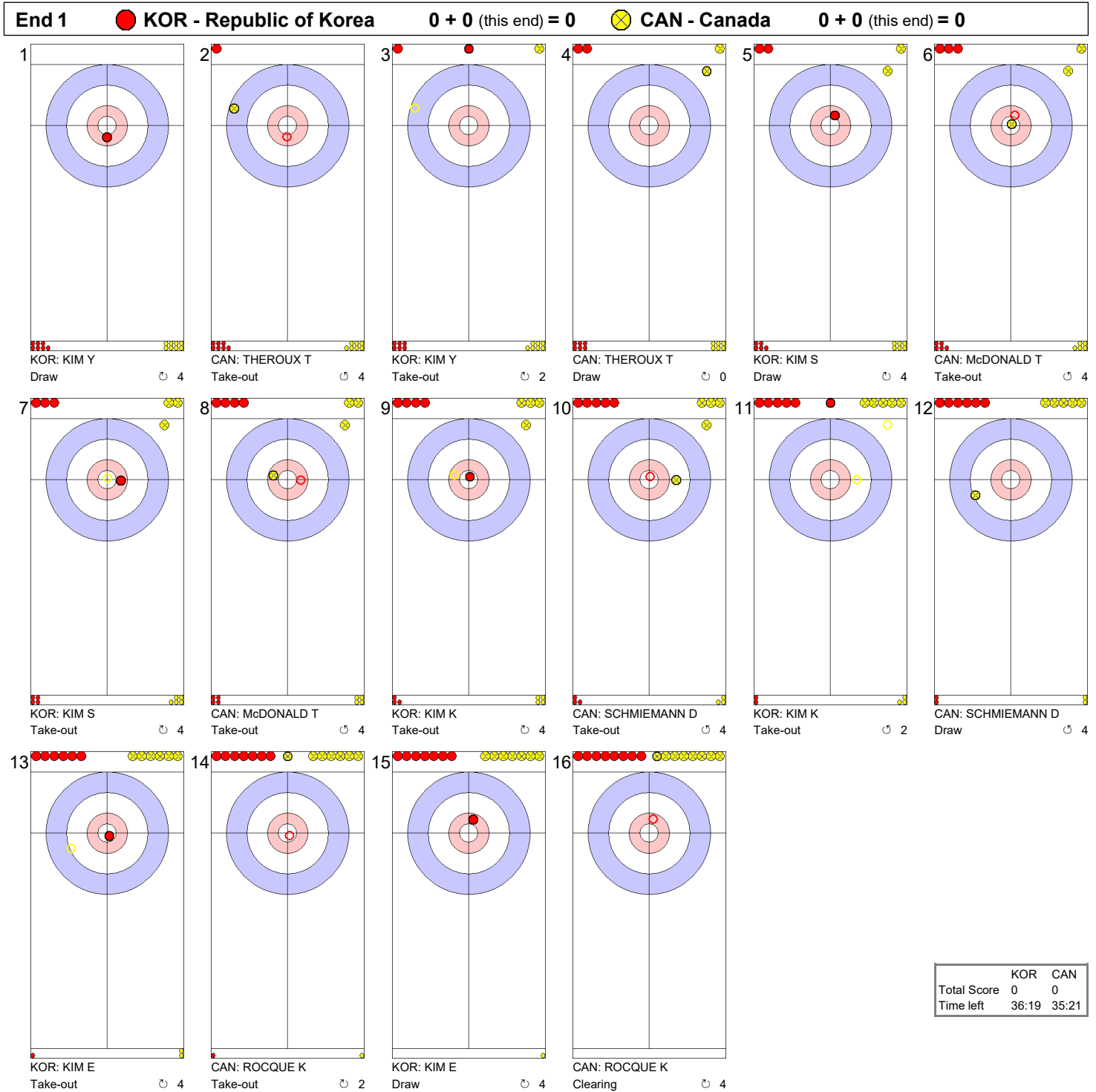
Note:
Team position and functions are attached to each team member's name as follows:
4 = Fourth, 3 = Third, 2 = Second, 1 = Lead, A = Alternate, S = Skip, V = Vice-Skip

Legend:
⌚ Clockwise ⌚ Counter-clockwise LSFE(*) Last Stone First End



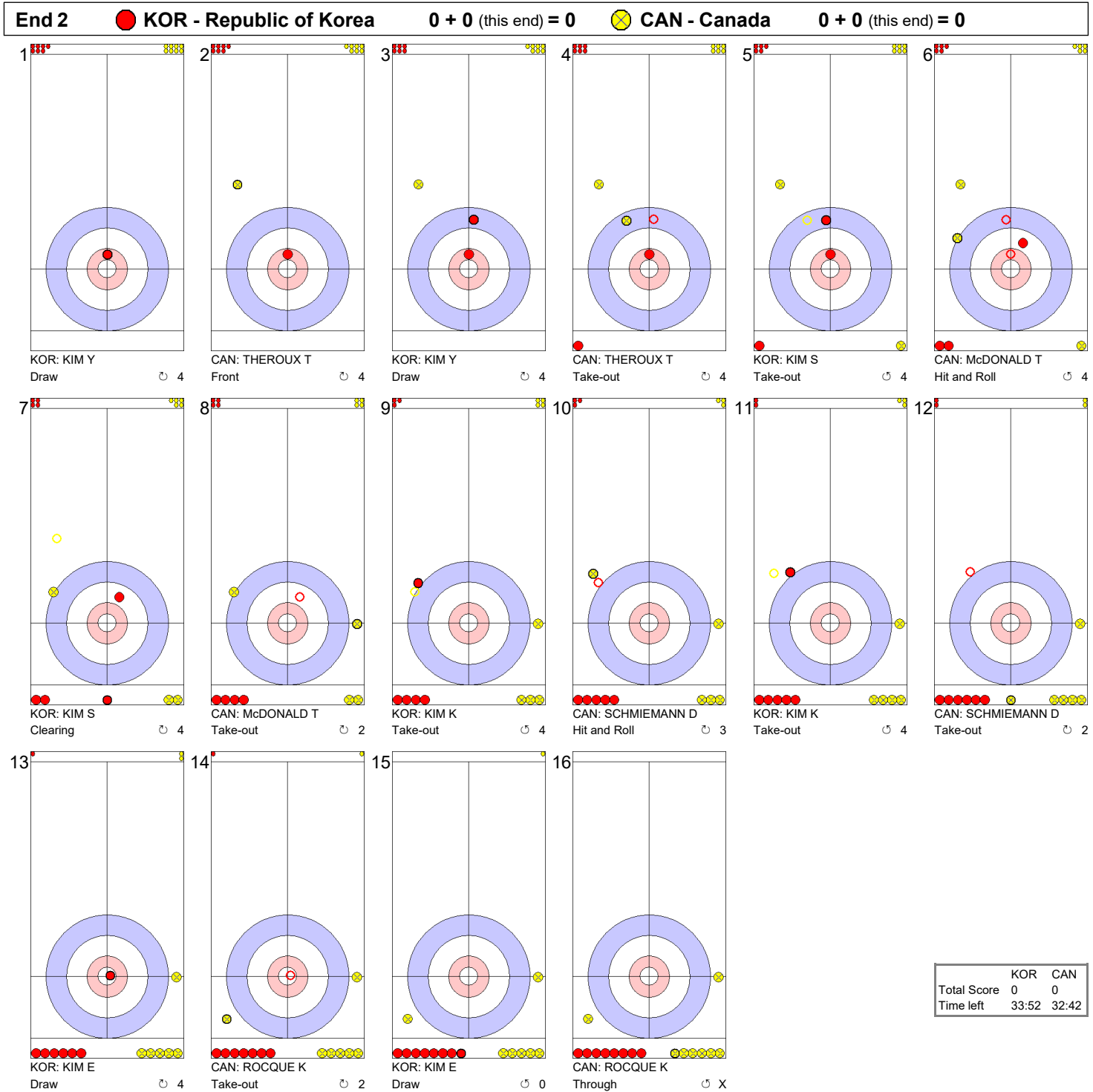


Game - Shot by Shot



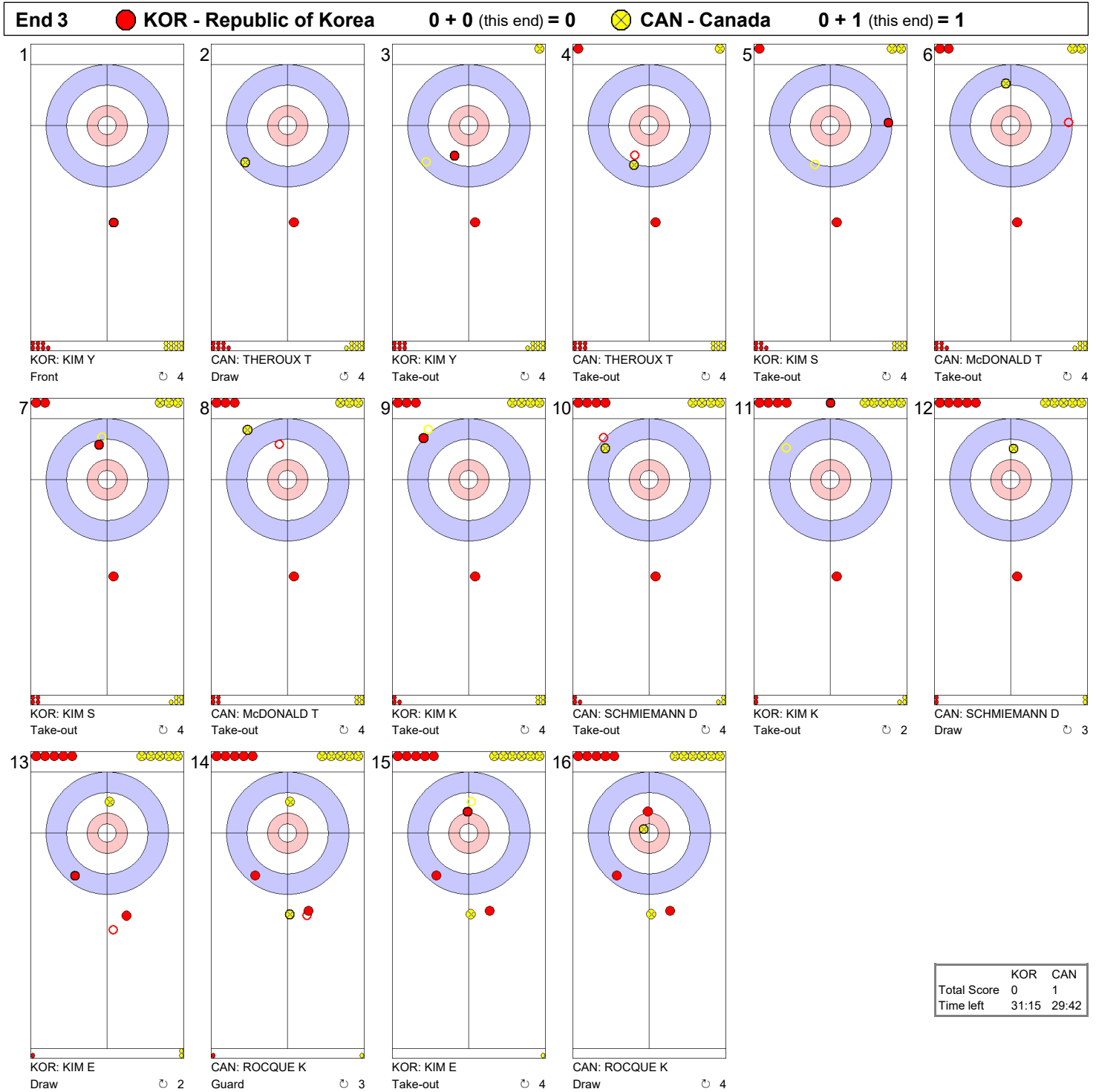


Game - Shot by Shot



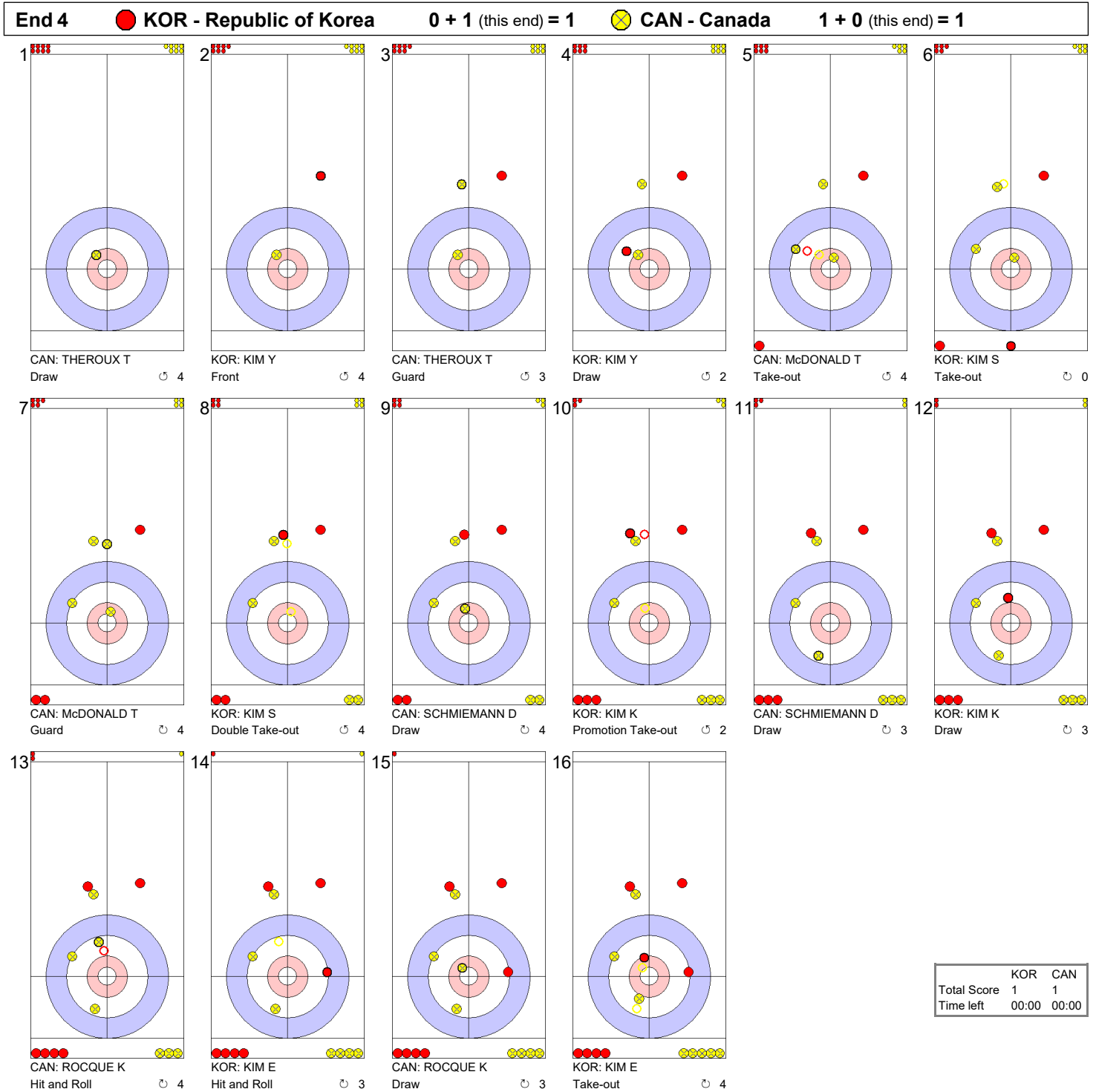


Game - Shot by Shot



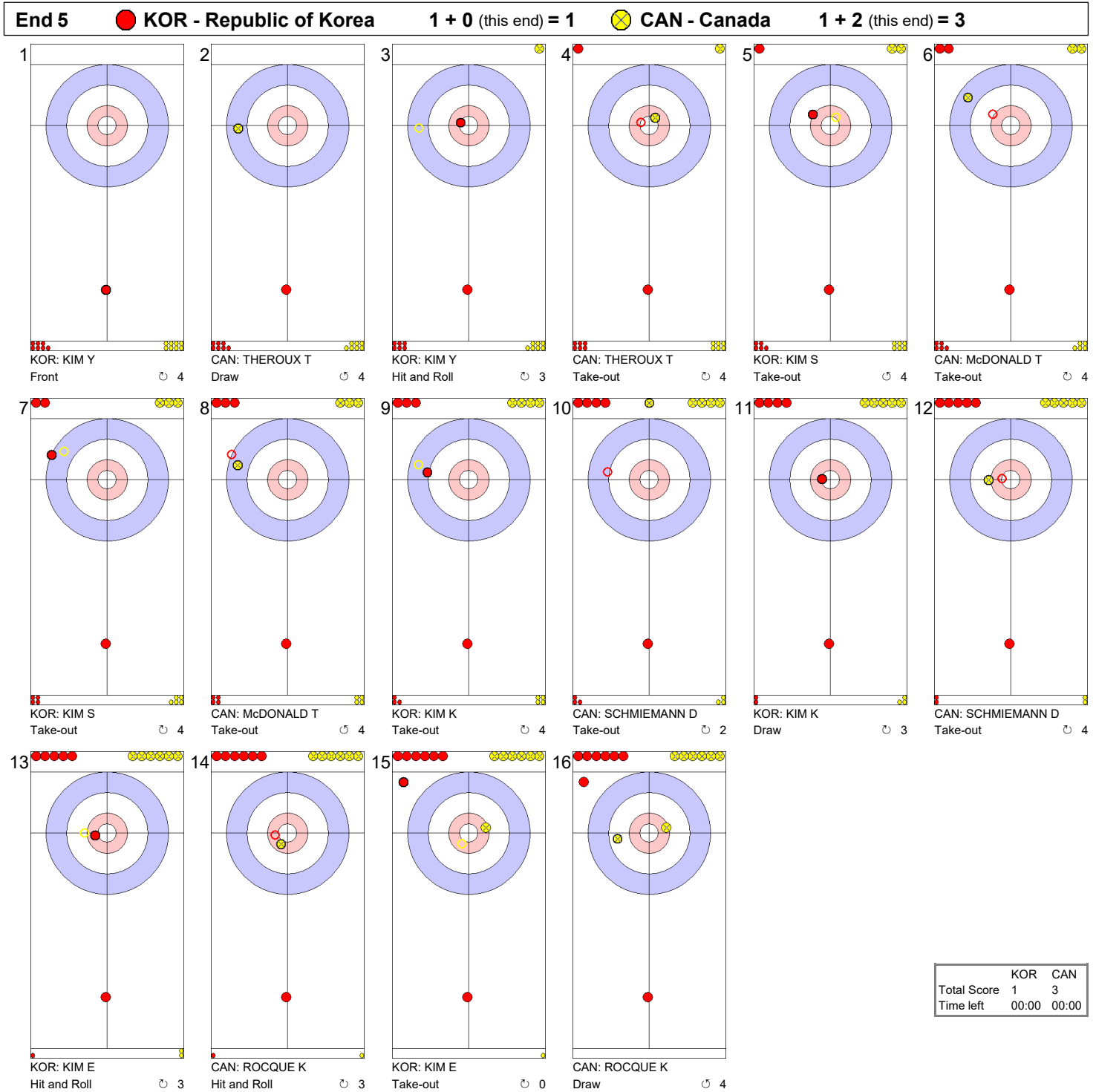


Game - Shot by Shot



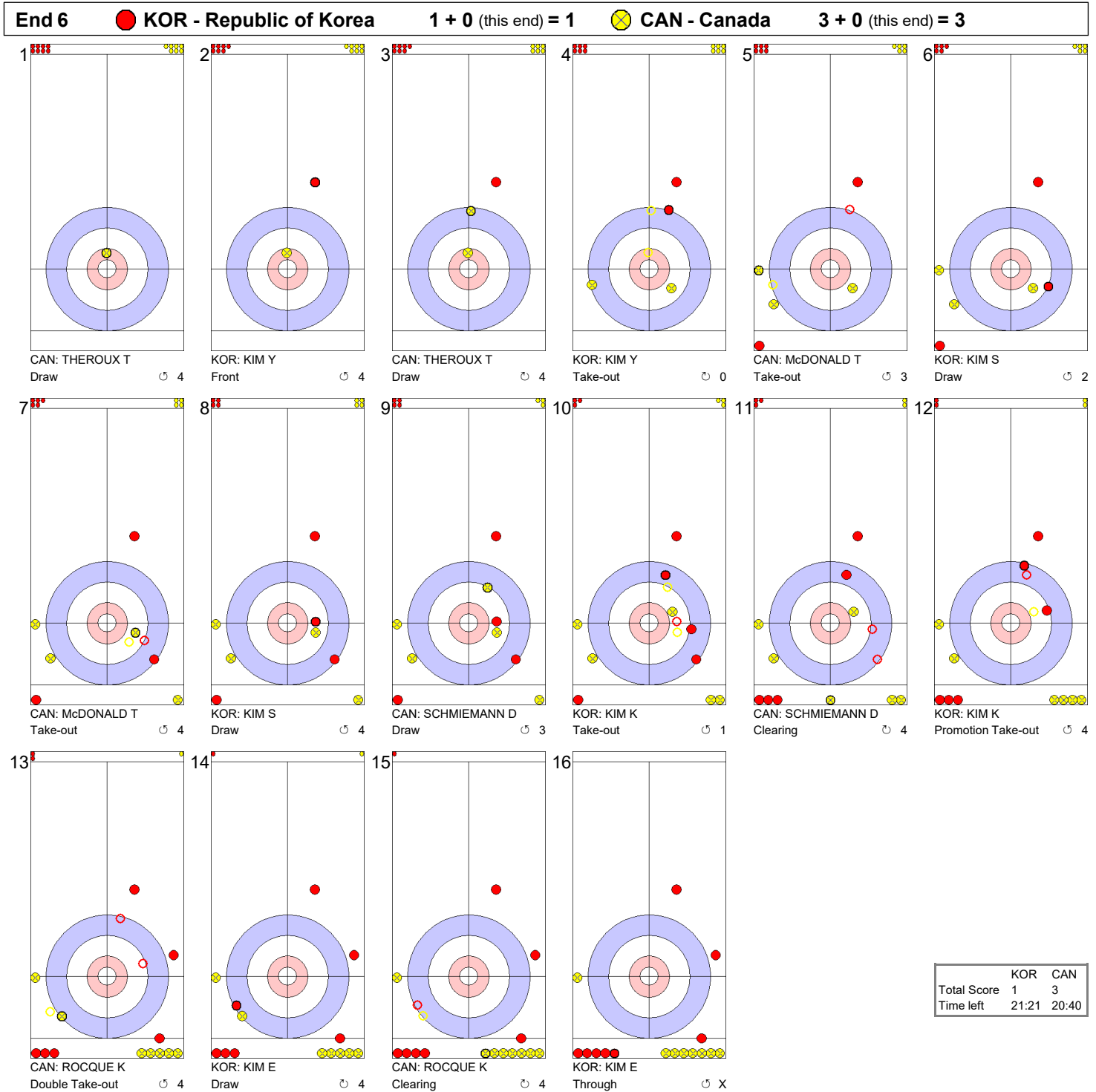


Game - Shot by Shot





Game - Shot by Shot



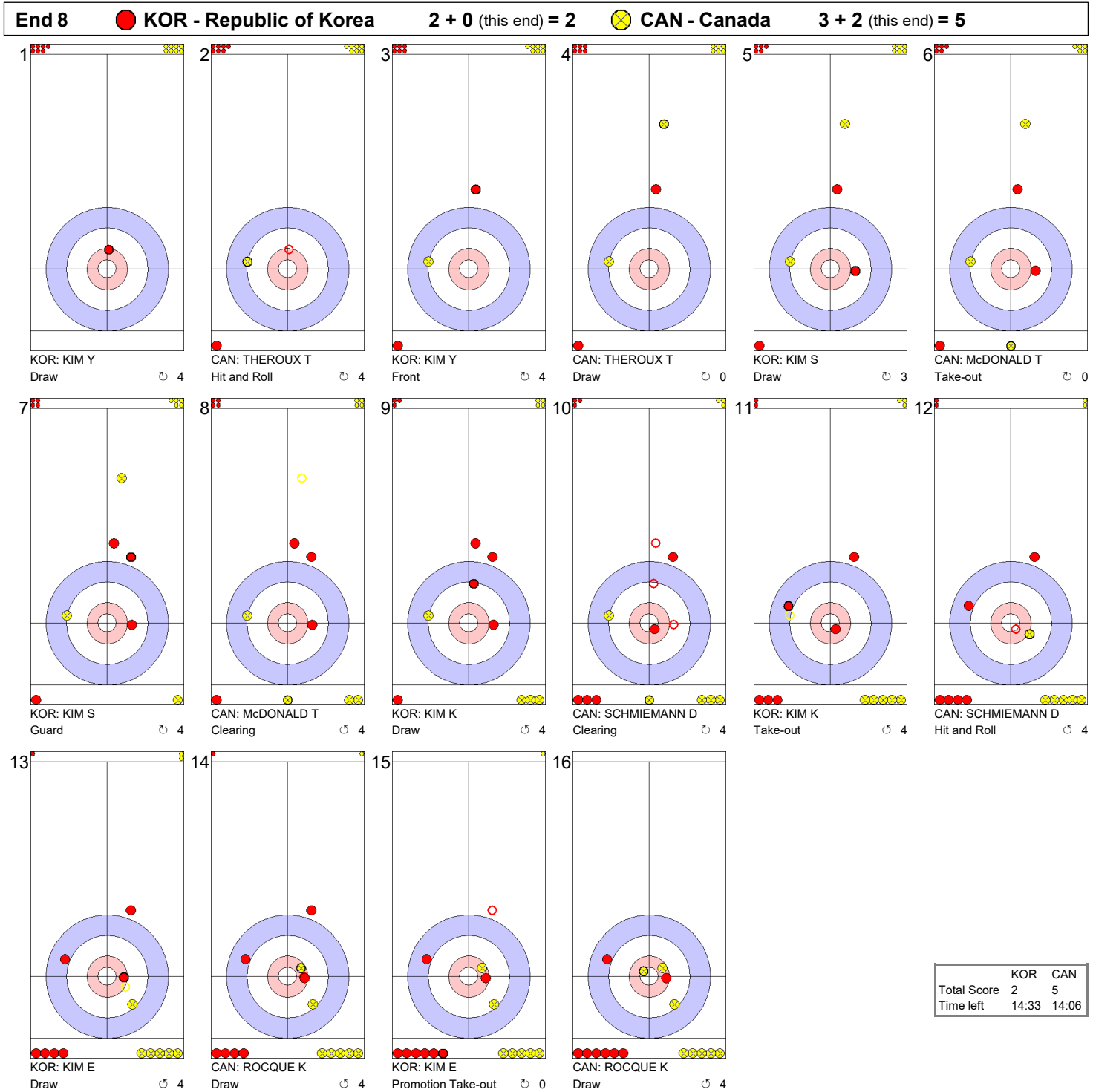


Game - Shot by Shot





Game - Shot by Shot





Game - Shot by Shot





Game Results

Sheet	Game	Team	LSFE	1	2	3	4	5	6	7	8	9	10	Extra Ends	Total
C	8	KOR - Republic of Korea		0	0	0	1	0	0	1	0	0	X		2
	8	CAN - Canada	*	0	0	1	0	2	0	0	2	3	X		8

KOR - Republic of Korea		Shot Success Game
4 S	KIM Eunjung	63%
3 V	KIM Kyeongae	71%
2	KIM Seonyeong	90%
1	KIM Yeongmi	86%
A	-	-
Team Total		78%

CAN - Canada		Shot Success Game
4 S	ROCQUE Kelsey	88%
3 V	SCHMIEMANN Danielle	86%
2	McDONALD Taylor	90%
1	THEROUX Taylore	86%
A	-	-
Team Total		88%

Last Stone Draw	Distance
⌚ KIM Y	60.9cm
⌚ KIM S	159.9cm
Total	220.8cm

Last Stone Draw	Distance
⌚ SCHMIEMANN D	5.8cm
⌚ THEROUX T	142.5cm
Total	148.3cm

Time remaining: 11 minutes 54 seconds

Time remaining: 11 minutes 18 seconds

Shot Success Analysis

KOR - Republic of Korea	Draws	Take-outs	Game
4 KIM Eunjung	⌚ 7 75%	7 64%	14 70%
	⌚ 2 50%	1 0%	3 33%
	Total 9 69%	8 56%	17 63%
3 KIM Kyeongae	⌚ 3 50%	6 75%	9 67%
	⌚ 1 100%	8 72%	9 75%
	Total 4 63%	14 73%	18 71%
2 KIM Seonyeong	⌚ 6 96%	6 83%	12 90%
	⌚ 3 83%	3 100%	6 92%
	Total 9 92%	9 89%	18 90%
1 KIM Yeongmi	⌚ 10 98%	4 56%	14 86%
	⌚ 4 88%	0 -	4 88%
	Total 14 95%	4 56%	18 86%
A -	⌚ 0 -	0 -	0 -
	⌚ 0 -	0 -	0 -
	Total 0 -	0 -	0 -
Team	⌚ 26 86%	23 71%	49 79%
	⌚ 10 80%	12 73%	22 76%
	Total 36 84%	35 71%	71 78%

CAN - Canada	Draws	Take-outs	Game
4 ROCQUE Kelsey	⌚ 3 83%	7 82%	10 83%
	⌚ 3 100%	4 94%	7 96%
	Total 6 92%	11 86%	17 88%
3 SCHMIEMANN Danielle	⌚ 3 83%	10 83%	13 83%
	⌚ 2 88%	3 100%	5 95%
	Total 5 85%	13 87%	18 86%
2 McDONALD Taylor	⌚ 1 100%	7 79%	8 81%
	⌚ 0 -	10 98%	10 98%
	Total 1 100%	17 90%	18 90%
1 THEROUX Taylore	⌚ 8 72%	4 100%	12 81%
	⌚ 5 95%	1 100%	6 96%
	Total 13 81%	5 100%	18 86%
A -	⌚ 0 -	0 -	0 -
	⌚ 0 -	0 -	0 -
	Total 0 -	0 -	0 -
Team	⌚ 15 78%	28 84%	43 82%
	⌚ 10 95%	18 97%	28 96%
	Total 25 85%	46 89%	71 88%

Note:

Team position and functions are attached to each team member's name as follows:
4 = Fourth, **3** = Third, **2** = Second, **1** = Lead, **A** = Alternate, **S** = Skip, **V** = Vice-Skip

Legend:

⌚ Clockwise ⌚ Counter-clockwise LSFE(*) Last Stone First End
 X Unplayed/unfinished end due to concession



Game Results

Sheet	Game	Team	LSFE	1	2	3	4	5	6	7	8	9	10	Extra Ends	Total
D	8	SWE - Sweden	*	0	2	0	1	0	2	0	2	0	1		8
	8	GBR - United Kingdom		0	0	1	0	2	0	2	0	2	0		7

SWE - Sweden	
4 S	WRANAA Isabella
3	WAHLIN Jennie
2 V	WINQVIST DE VAL Almida
1	SJOEBERG Fanny
A	-

GBR - United Kingdom	
4 S	AITKEN Gina
3 V	KERR Rowena
2	HALLIDAY Rachael
1	HANNEN Rachel
A	WARD Angharad

Last Stone Draw		Distance
⌚	WAHLIN J	30.0cm
⌚	SJOEBERG F	41.0cm
Total		71.0cm

Last Stone Draw		Distance
⌚	HALLIDAY R	120.9cm
⌚	KERR R	80.0cm
Total		200.9cm

Time remaining: 6 minutes 38 seconds

Time remaining: 0 minutes 59 seconds

Time-out: end 8 - GBR stone 8

Note:
Team position and functions are attached to each team member's name as follows:
4 = Fourth, 3 = Third, 2 = Second, 1 = Lead, A = Alternate, S = Skip, V = Vice-Skip

Legend:
⌚ Clockwise ⌚ Counter-clockwise LSFE(*) Last Stone First End





Game Results

Sheet	Game	Team	LSFE	1	2	3	4	5	6	7	8	9	10	Extra Ends	Total
E	8	GER - Germany	*	3	0	1	2	0	0	1	0	1	X		8
	8	RUS - Russian Federation		0	1	0	0	2	1	0	2	0	X		6

GER - Germany	
4 S	BEER Maike
3	BEER Claudia
2 V	ABBES Emira
1	MUSKATEWITZ Nicole
A	-

RUS - Russian Federation	
4 S	MOISEEVA Victoria
3 V	VASILEVA Uliana
2	ARSENKINA Galina
1	PORTUNOVA Julia
A	DUYUNOVA Maria

Last Stone Draw	Distance
⌚ BEER C	94.6cm
⌚ ABBES E	134.2cm
Total	228.8cm
Time remaining: 1 minute 44 seconds	

Last Stone Draw	Distance
⌚ ARSENKINA G	199.6cm
⌚ VASILEVA U	199.6cm
Total	399.2cm
Time remaining: 2 minutes 31 seconds	
Time-out: end 7 - RUS stone 5	

Note:
Team position and functions are attached to each team member's name as follows:
4 = Fourth, 3 = Third, 2 = Second, 1 = Lead, A = Alternate, S = Skip, V = Vice-Skip

Legend:		
⌚	Clockwise	⌚ Counter-clockwise
X	Unplayed/unfinished end due to concession	
		LSFE(*) Last Stone First End





Game Results

Sheet	Game	Team	LSFE	1	2	3	4	5	6	7	8	9	10	Extra Ends	Total
A	9	NOR - Norway	*	2	1	0	1	0	0	1	0	0	X		5
	9	CAN - Canada		0	0	3	0	1	2	0	2	2	X		10

NOR - Norway	
4	SKAGA Ingvild
3 S	TRULSEN Pia
2 V	FORBREGD Mari
1	HAALIEN Stine
A	-

CAN - Canada	
4 S	ROCQUE Kelsey
3 V	SCHMIEMANN Danielle
2	McDONALD Taylor
1	THEROUX Taylore
A	-

Last Stone Draw		Distance
⌚	FORBREGD M	31.3cm
⌚	SKAGA I	93.2cm
Total		124.5cm

Last Stone Draw		Distance
⌚	ROCQUE K	130.7cm
⌚	McDONALD T	147.0cm
Total		277.7cm

Time remaining: 5 minutes 51 seconds

Time remaining: 6 minutes 47 seconds

Time-out: end 4 - NOR stone 8

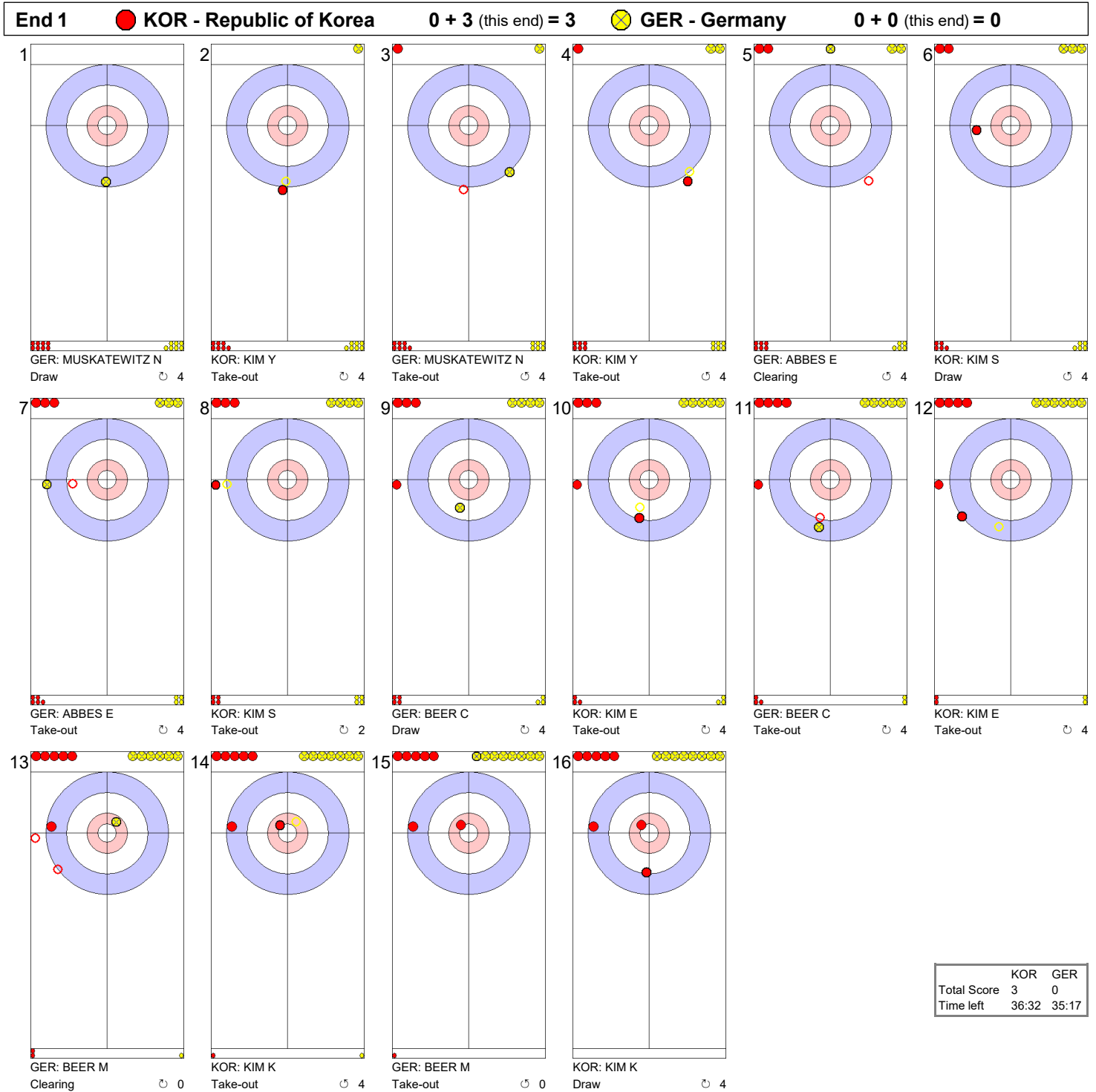
Note:
Team position and functions are attached to each team member's name as follows:
4 = Fourth, 3 = Third, 2 = Second, 1 = Lead, A = Alternate, S = Skip, V = Vice-Skip

Legend:
⌚ Clockwise ⌚ Counter-clockwise LSFE(*) Last Stone First End
X Unplayed/unfinished end due to concession



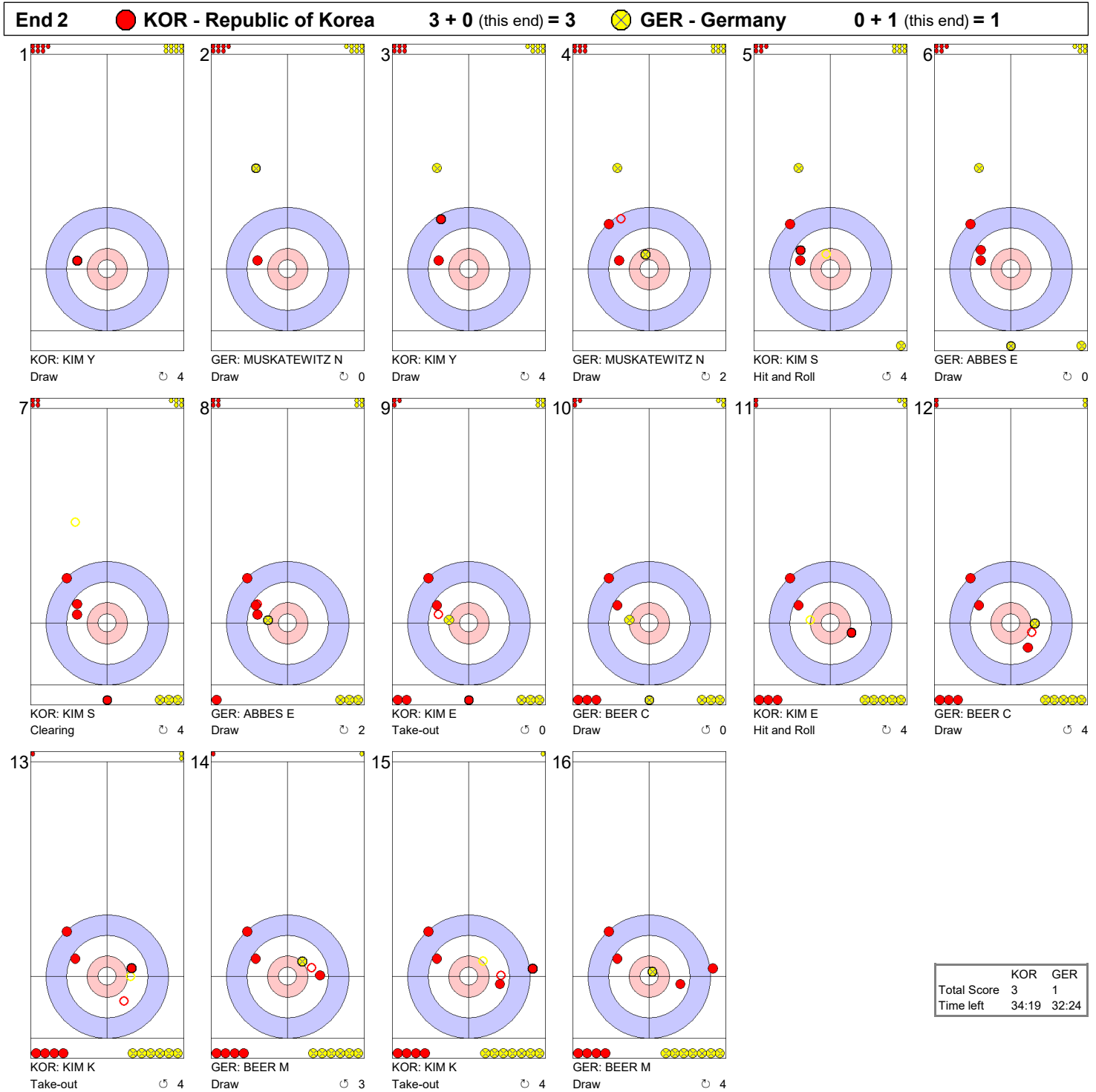


Game - Shot by Shot



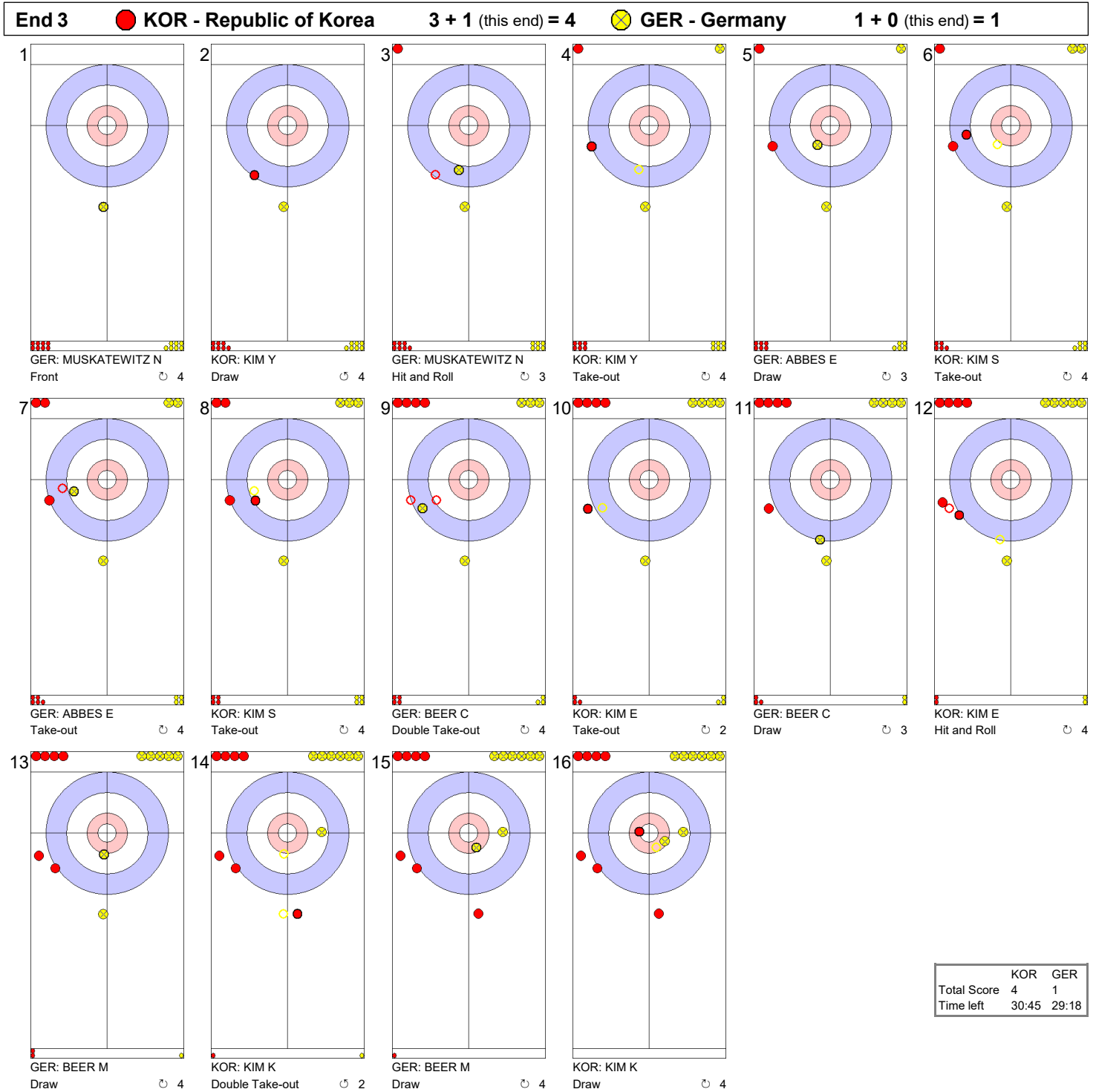


Game - Shot by Shot



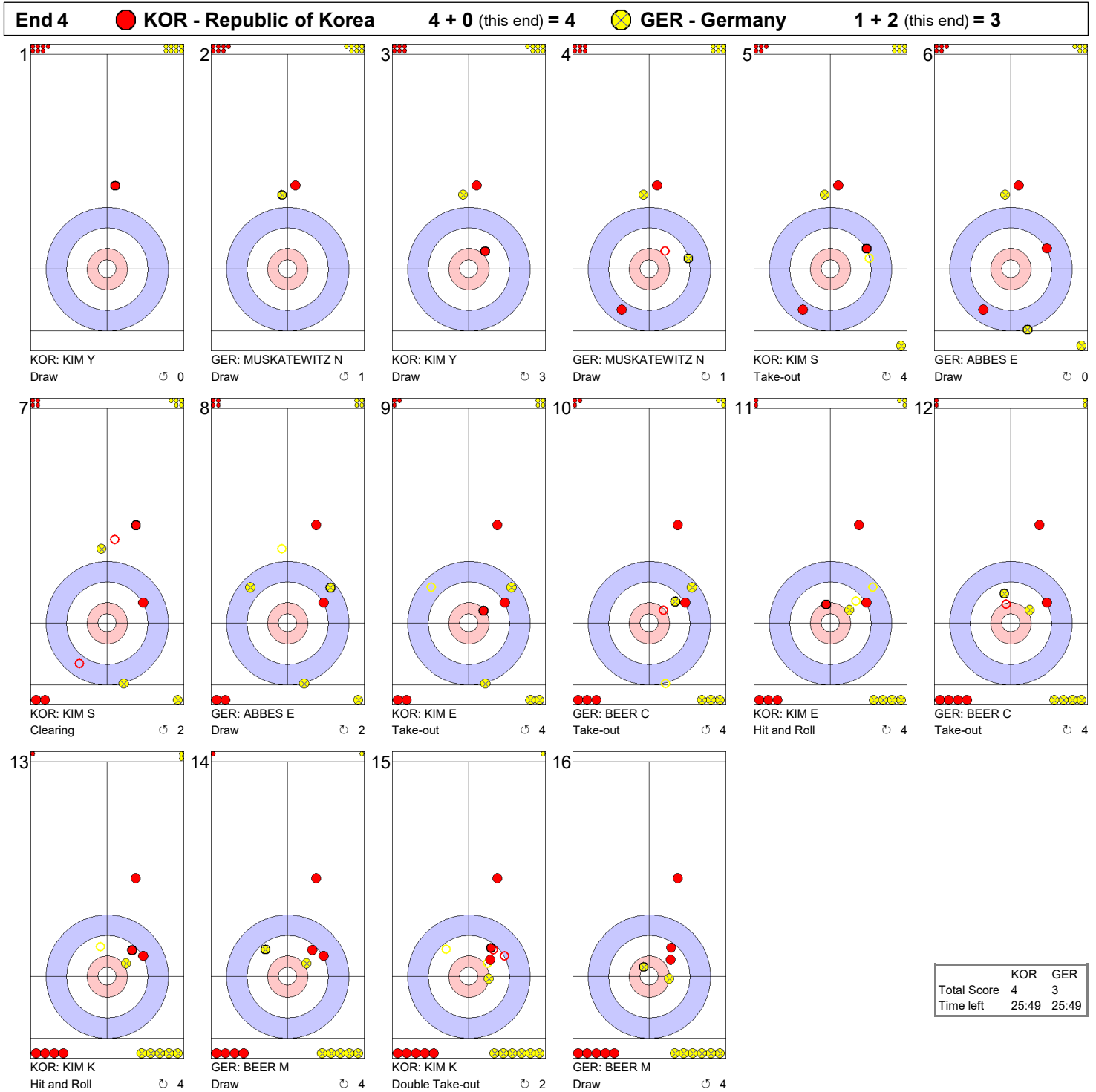


Game - Shot by Shot



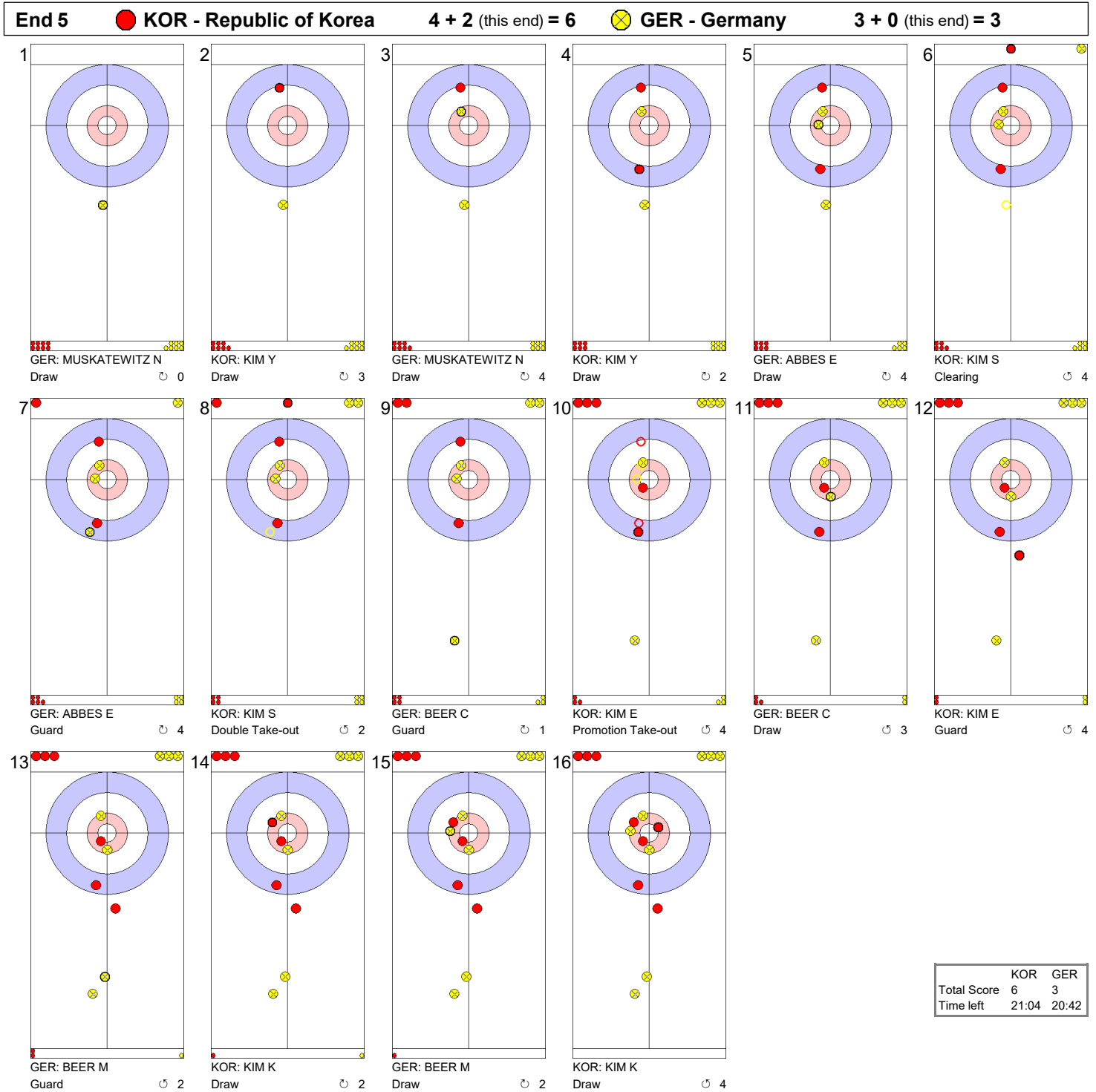


Game - Shot by Shot





Game - Shot by Shot



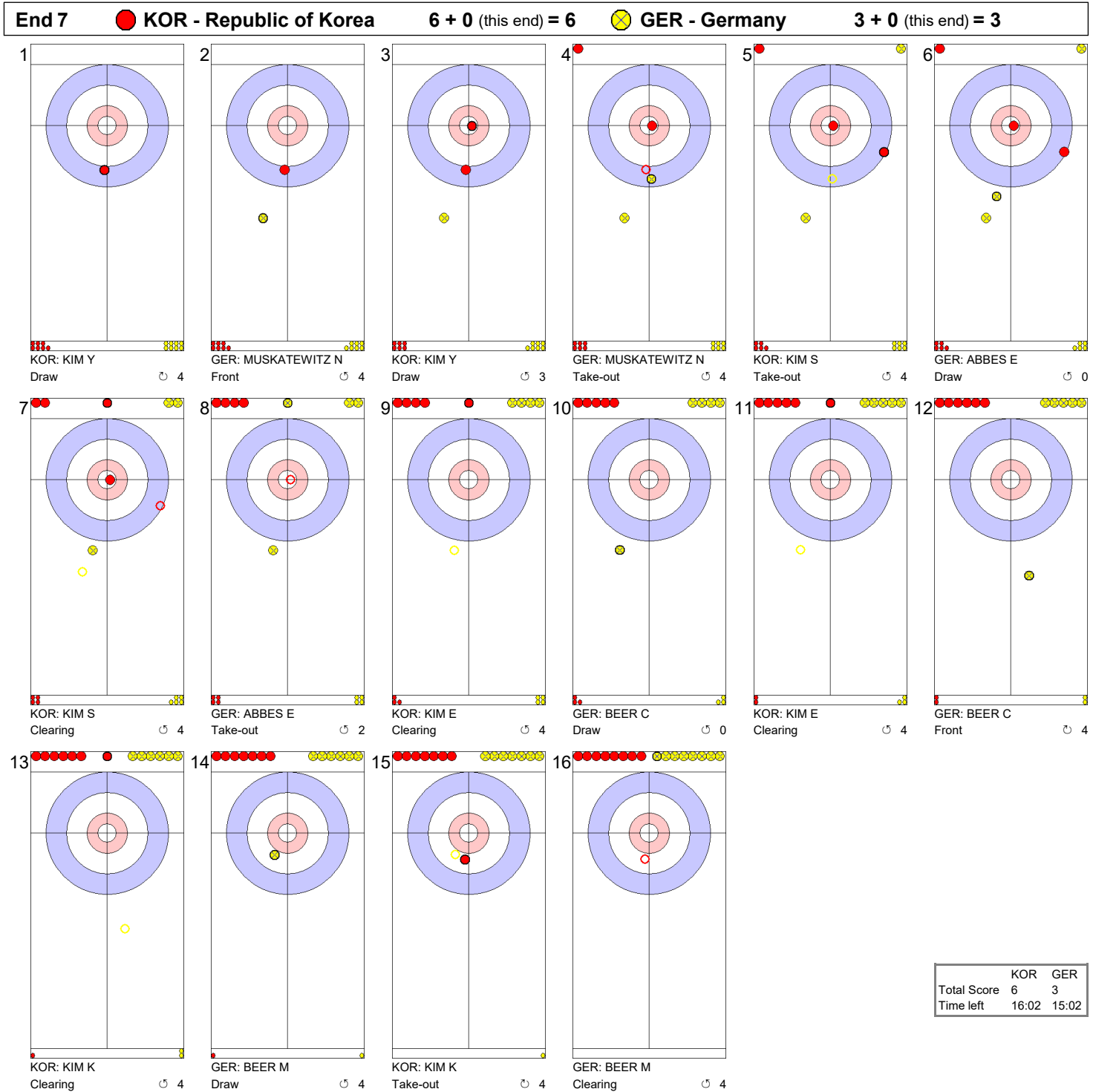


Game - Shot by Shot



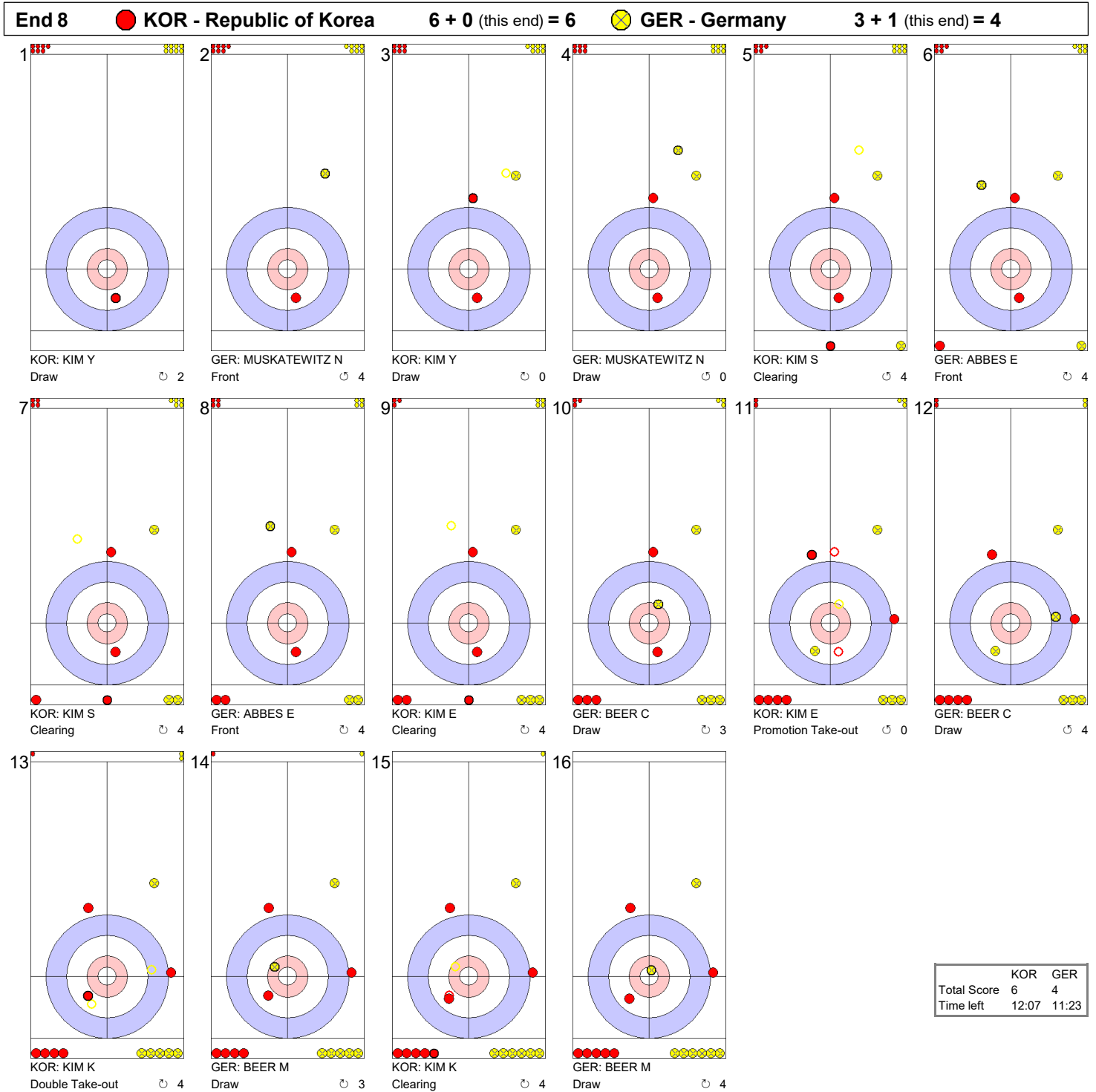


Game - Shot by Shot



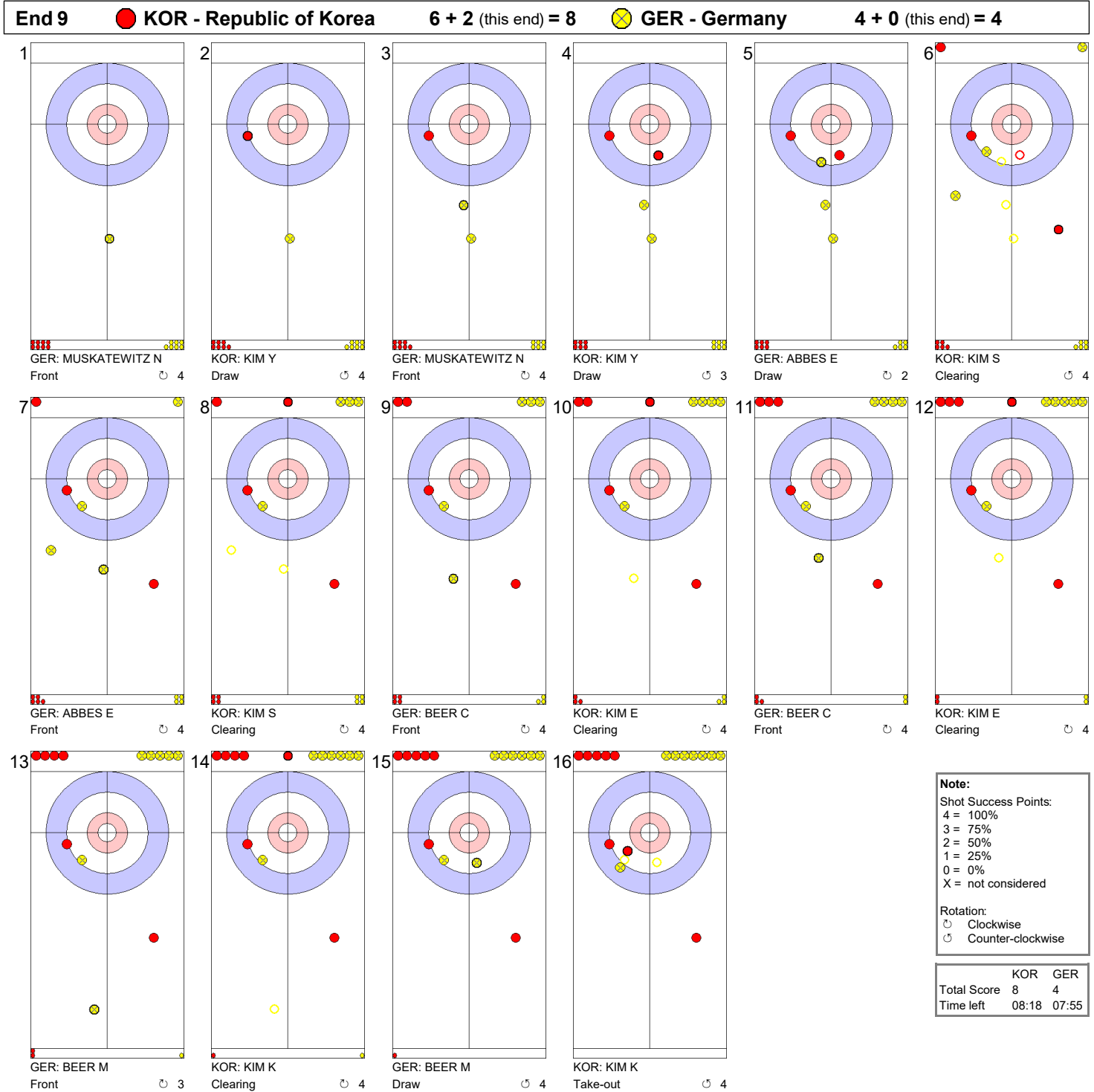


Game - Shot by Shot





Game - Shot by Shot





Game Results

Sheet	Game	Team	LSFE	1	2	3	4	5	6	7	8	9	10	Extra Ends	Total
B	9	KOR - Republic of Korea	*	3	0	1	0	2	0	0	0	2	X		8
	9	GER - Germany		0	1	0	2	0	0	0	1	0	X		4

KOR - Republic of Korea		Shot Success Game
4 V	KIM Kyeongae	92%
3 S	KIM Eunjung	86%
2	KIM Seonyeong	92%
1	KIM Yeongmi	78%
A	-	-
Team Total		87%

GER - Germany		Shot Success Game
4 S	BEER Maike	76%
3	BEER Claudia	75%
2 V	ABBES Emira	65%
1	MUSKATEWITZ Nicole	69%
A	-	-
Team Total		71%

Last Stone Draw		Distance
☺	KIM S	52.7cm
☹	KIM K	13.0cm
Total		65.7cm

Last Stone Draw		Distance
☺	BEER M	87.1cm
☹	MUSKATEWITZ N	78.1cm
Total		165.2cm

Time remaining: 8 minutes 18 seconds

Time remaining: 7 minutes 55 seconds

Shot Success Analysis

KOR - Republic of Korea		Draws	Take-outs	Game	
4	KIM Kyeongae	☺ 3 83%	9 94%	12	92%
		☹ 1 100%	5 90%	6	92%
		Total 4 88%	14 93%	18	92%
3	KIM Eunjung	☺ 0 -	9 94%	9	94%
		☹ 1 100%	8 75%	9	78%
		Total 1 100%	17 85%	18	86%
2	KIM Seonyeong	☺ 0 -	8 94%	8	94%
		☹ 1 100%	9 89%	10	90%
		Total 1 100%	17 91%	18	92%
1	KIM Yeongmi	☺ 9 72%	2 100%	11	77%
		☹ 6 75%	1 100%	7	79%
		Total 15 73%	3 100%	18	78%
A -	-	☺ 0 -	0 -	0	-
		☹ 0 -	0 -	0	-
		Total 0 -	0 -	0	-
Team		☺ 12 75%	28 95%	40	89%
		☹ 9 83%	23 85%	32	84%
		Total 21 79%	51 90%	72	87%

GER - Germany		Draws	Take-outs	Game	
4	BEER Maike	☺ 8 88%	2 38%	10	78%
		☹ 5 85%	2 50%	7	75%
		Total 13 87%	4 44%	17	76%
3	BEER Claudia	☺ 9 75%	3 100%	12	81%
		☹ 5 55%	1 100%	6	63%
		Total 14 68%	4 100%	18	75%
2	ABBES Emira	☺ 11 66%	3 100%	14	73%
		☹ 2 0%	2 75%	4	38%
		Total 13 56%	5 90%	18	65%
1	MUSKATEWITZ Nicole	☺ 9 64%	2 75%	11	66%
		☹ 5 65%	2 100%	7	75%
		Total 14 64%	4 88%	18	69%
A -	-	☺ 0 -	0 -	0	-
		☹ 0 -	0 -	0	-
		Total 0 -	0 -	0	-
Team		☺ 37 72%	10 83%	47	74%
		☹ 17 60%	7 79%	24	66%
		Total 54 69%	17 81%	71	71%

Note:
Team position and functions are attached to each team member's name as follows:
4 = Fourth, 3 = Third, 2 = Second, 1 = Lead, A = Alternate, S = Skip, V = Vice-Skip

Legend:		LSFE(*) Last Stone First End
☺	Clockwise	
☹	Counter-clockwise	
X	Unplayed/unfinished end due to concession	





Game Results

Sheet	Game	Team	LSFE	1	2	3	4	5	6	7	8	9	10	Extra Ends	Total
C	9	GBR - United Kingdom	*	0	0	2	0	1	0	0	0	1	0		4
	9	CHN - People's Republic of China		0	1	0	2	0	0	2	1	0	2		8

GBR - United Kingdom	
4 S	AITKEN Gina
3 V	KERR Rowena
2	HALLIDAY Rachael
1	HANNEN Rachel
A	WARD Angharad

CHN - People's Republic of China	
4 S	MEI Jie
3 V	MA Jingyi
2	YIN Yanxin
1	SUN Chengyu
A	CAO Ying

Last Stone Draw	Distance
⌚ AITKEN G	32.3cm
⌚ HANNEN R	18.0cm
Total	50.3cm

Last Stone Draw	Distance
⌚ MEI J	36.6cm
⌚ MA J	170.6cm
Total	207.2cm

Time remaining: 1 minute 58 seconds

Time remaining: 11 minutes 35 seconds

Time-out: end 10 - GBR stone 7

Note:
Team position and functions are attached to each team member's name as follows:
4 = Fourth, 3 = Third, 2 = Second, 1 = Lead, A = Alternate, S = Skip, V = Vice-Skip

Legend:
⌚ Clockwise ⌚ Counter-clockwise LSFE(*) Last Stone First End





Almaty 2017

28TH WINTER UNIVERSIADE



CURLING

Men's



Entry List by Country

REVISED
1 FEB 13:51

As of WED 1 FEB 2017

CAN - Canada		
4 S	SQUIRES Aaron	R
3 V	KRELL Richard	R
2	NUTTALL Spencer	R
1	REID Fraser	R
A	CUDDIE Russell	R
C	WAITE Jim	

CZE - Czech Republic		
4 S	KLIMA Lukas	R
3 V	CERNOVSKY Marek	R
2	JURIK Martin	R
1	MOKRIS Samuel	R
A	SPLAVEC Jakub	R
C	KUBESKA Karel	

GBR - United Kingdom		
4 S	MOUAT Bruce	R
3 V	LAMMIE Bobby	R
2	CANNON Gregor	R
1	SLOAN Derrick	R
A	SCHREIBER Alasdair	R
C	BREWSTER Cate	

JPN - Japan		
4 S	HIRATA Kohsuke	R
3 V	MIURA Yoshiya	R
2	OTANI Hiromu	R
1	KAMADA Yuto	R
A	SHIKANO Daiki	R
C	KOBAYASHI Hirofumi	

KAZ - Kazakhstan		
4 S	KIM Daniel	R
3 V	ZHUZBAY Abylaikhan	R
2	GARAGUL Dmitriy	R
1	AKHMAD Renas	R
A	IRGEBAY Tamerlan	R
C	KIM Viktor	

KOR - Republic of Korea		
4 S	SEONG Sehyeon	R
3 V	OH Eunsu	R
2	LEE Kijeong	R
1	LEE Kibok	R
A	KIM Chigu	R
C	JANG Banseok	

NOR - Norway		
4 S	WALSTAD Steffen	R
3 V	HOEIBERG Markus	R
2	NEDREGOTTEN Magnus	R
1	ROELVAAG Sander	R
A	-	
C	LINDSTROEM Alexander	

RUS - Russian Federation		
4 S	TIMOFEEV Alexey	R
3 V	GADZHIKHANOV Timur	R
2	RAZHABOV Artur	R
1	ALI Artur	R
A	KLIMOV Evgeny	R
C	KOZYREV Aleksandr	

SWE - Sweden		
4 V	MABERGS Patrik	R
3 S	ESKILSSON Gustav	R
2	NYMAN Fredrik	R
1	PATZ Johannes	R
A	-	
C	PATZ Flemming	

USA - United States of America		
4 S	LEICHTER Alex	R
3 V	CLARK Nate	R
2	BOND Chris	L
1	WEBER Calvin	R
A	STOPERA Andrew	R
C	LEICHTER Frederick	

Note:

Team position and functions are attached to each team member's name as follows:
4 = Fourth, **3** = Third, **2** = Second, **1** = Lead, **A** = Alternate, **S** = Skip, **V** = Vice-Skip, **C** = Coach

Legend:

L Left-handed **R** Right-handed

USA: WEBER Calvin has had the spelling correction of his name



Session Results and Standings

Sheet	Game	Team	LSFE	1	2	3	4	5	6	7	8	9	10	Extra Ends	Total
A	1	KOR - Republic of Korea	*	2	0	0	0	0	3	1	1	0	X		7
	1	USA - United States of America		0	0	2	0	1	0	0	0	1	X		4
B	1	CAN - Canada	*	3	2	0	1	0	1	X	X	X	X		7
	1	KAZ - Kazakhstan		0	0	0	0	1	0	X	X	X	X		1
C	1	GBR - United Kingdom		0	1	0	1	0	2	0	1	1	3		9
	1	RUS - Russian Federation	*	1	0	1	0	2	0	1	0	0	0		5
D	1	SWE - Sweden	*	2	1	2	1	0	2	3	X	X	X		11
	1	CZE - Czech Republic		0	0	0	0	2	0	0	X	X	X		2
E	1	NOR - Norway	*	0	2	0	0	2	0	0	2	0	0		6
	1	JPN - Japan		0	0	0	1	0	2	1	0	2	1		7

Current Standings

Rank	Team	Games	Wins	Losses
1	CAN - Canada	1	1	0
1	GBR - United Kingdom	1	1	0
1	JPN - Japan	1	1	0
1	KOR - Republic of Korea	1	1	0
1	SWE - Sweden	1	1	0
6	CZE - Czech Republic	1	0	1
6	KAZ - Kazakhstan	1	0	1
6	NOR - Norway	1	0	1
6	RUS - Russian Federation	1	0	1
6	USA - United States of America	1	0	1

Note:

Under WCF rules, tie-breaking rules for standings are not applied until after the last game of the Round Robin.

Legend:

LSFE(*) Last Stone First End X Unfinished end due to concession



Session Results and Standings

Sheet	Game	Team	LSFE	1	2	3	4	5	6	7	8	9	10	Extra Ends	Total
A	2	KAZ - Kazakhstan		0	0	0	1	0	0	X	X	X	X		1
	2	SWE - Sweden	*	1	1	0	0	1	5	X	X	X	X		8
B	2	USA - United States of America	*	0	0	0	1	0	1	0	0	1	0		3
	2	CZE - Czech Republic		0	0	0	0	1	0	3	0	0	0		4
C	2	NOR - Norway		2	0	4	0	0	2	0	4	X	X		12
	2	KOR - Republic of Korea	*	0	2	0	1	0	0	1	0	X	X		4
D	2	JPN - Japan	*	0	0	1	0	3	0	0	0	0	X		4
	2	RUS - Russian Federation		0	0	0	1	0	1	1	1	3	X		7
E	2	CAN - Canada		0	1	0	1	0	1	0	1	0	X		4
	2	GBR - United Kingdom	*	3	0	1	0	1	0	1	0	3	X		9

Current Standings

Rank	Team	Games	Wins	Losses
1	GBR - United Kingdom	2	2	0
1	SWE - Sweden	2	2	0
3	CAN - Canada	2	1	1
3	CZE - Czech Republic	2	1	1
3	JPN - Japan	2	1	1
3	KOR - Republic of Korea	2	1	1
3	NOR - Norway	2	1	1
3	RUS - Russian Federation	2	1	1
9	KAZ - Kazakhstan	2	0	2
9	USA - United States of America	2	0	2

Note:

Under WCF rules, tie-breaking rules for standings are not applied until after the last game of the Round Robin.

Legend:

LSFE(*) Last Stone First End X Unfinished end due to concession



Session Results and Standings

Sheet	Game	Team	LSFE	1	2	3	4	5	6	7	8	9	10	Extra Ends	Total
A	3	RUS - Russian Federation	*	2	0	0	0	1	0	0	1	0	0		4
	3	CAN - Canada		0	0	2	1	0	1	0	0	0	1		5
B	3	KOR - Republic of Korea	*	0	1	0	2	0	1	0	0	0	3		7
	3	JPN - Japan		0	0	2	0	1	0	1	1	1	0		6
C	3	USA - United States of America		0	4	0	0	2	0	0	0	0	1		7
	3	SWE - Sweden	*	0	0	2	0	0	1	1	1	1	0		6
D	3	GBR - United Kingdom		0	0	0	0	2	0	1	1	2	1		7
	3	NOR - Norway	*	0	1	0	2	0	1	0	0	0	0		4
E	3	KAZ - Kazakhstan		0	0	0	0	1	0	1	X	X	X		2
	3	CZE - Czech Republic	*	3	1	2	0	0	4	0	X	X	X		10

Current Standings

Rank	Team	Games	Wins	Losses
1	GBR - United Kingdom	3	3	0
2	CAN - Canada	3	2	1
2	CZE - Czech Republic	3	2	1
2	KOR - Republic of Korea	3	2	1
2	SWE - Sweden	3	2	1
6	JPN - Japan	3	1	2
6	NOR - Norway	3	1	2
6	RUS - Russian Federation	3	1	2
6	USA - United States of America	3	1	2
10	KAZ - Kazakhstan	3	0	3

Note:

Under WCF rules, tie-breaking rules for standings are not applied until after the last game of the Round Robin.

Legend:

LSFE(*) Last Stone First End X Unfinished end due to concession



Session Results and Standings

Sheet	Game	Team	LSFE	1	2	3	4	5	6	7	8	9	10	Extra Ends	Total
A	4	CZE - Czech Republic		0	1	0	0	0	0	1	0	X	X		2
	4	NOR - Norway	*	0	0	4	1	1	0	0	1	X	X		7
B	4	GBR - United Kingdom	*	2	0	0	3	2	0	1	X	X	X		8
	4	SWE - Sweden		0	1	1	0	0	1	0	X	X	X		3
C	4	JPN - Japan	*	4	0	0	1	1	0	0	1	0	X		7
	4	KAZ - Kazakhstan		0	1	0	0	0	1	0	0	1	X		3
D	4	RUS - Russian Federation	*	1	0	0	2	0	0	1	0	1	0	1	6
	4	KOR - Republic of Korea		0	1	0	0	1	0	0	2	0	1	0	5
E	4	USA - United States of America	*	0	0	1	0	0	2	0	2	0	1		6
	4	CAN - Canada		0	0	0	0	2	0	2	0	0	0		4

Current Standings

Rank	Team	Games	Wins	Losses
1	GBR - United Kingdom	4	4	0
2	CAN - Canada	4	2	2
2	CZE - Czech Republic	4	2	2
2	JPN - Japan	4	2	2
2	KOR - Republic of Korea	4	2	2
2	NOR - Norway	4	2	2
2	RUS - Russian Federation	4	2	2
2	SWE - Sweden	4	2	2
2	USA - United States of America	4	2	2
10	KAZ - Kazakhstan	4	0	4

Note:

Under WCF rules, tie-breaking rules for standings are not applied until after the last game of the Round Robin.

Legend:

LSFE(*) Last Stone First End X Unfinished end due to concession



Session Results and Standings

Sheet	Game	Team	LSFE	1	2	3	4	5	6	7	8	9	10	Extra Ends	Total
A	5	GBR - United Kingdom	*	2	5	1	2	0	0	X	X	X	X		10
	5	KAZ - Kazakhstan		0	0	0	0	0	1	X	X	X	X		1
B	5	NOR - Norway		0	0	1	1	2	0	0	1	0	0		5
	5	USA - United States of America	*	0	0	0	0	0	1	0	0	2	1		4
C	5	KOR - Republic of Korea		0	2	0	1	0	1	1	0	2	0		7
	5	CZE - Czech Republic	*	1	0	1	0	2	0	0	1	0	2	1	8
D	5	CAN - Canada	*	1	0	2	1	1	0	0	1	0	0		6
	5	JPN - Japan		0	1	0	0	0	2	0	0	1	1		5
E	5	SWE - Sweden	*	2	0	2	0	1	0	4	2	X	X		11
	5	RUS - Russian Federation		0	2	0	2	0	2	0	0	X	X		6

Current Standings

Rank	Team	Games	Wins	Losses
1	GBR - United Kingdom	5	5	0
2	CAN - Canada	5	3	2
2	CZE - Czech Republic	5	3	2
2	NOR - Norway	5	3	2
2	SWE - Sweden	5	3	2
6	JPN - Japan	5	2	3
6	KOR - Republic of Korea	5	2	3
6	RUS - Russian Federation	5	2	3
6	USA - United States of America	5	2	3
10	KAZ - Kazakhstan	5	0	5

Note:

Under WCF rules, tie-breaking rules for standings are not applied until after the last game of the Round Robin.

Legend:

LSFE(*) Last Stone First End X Unplayed/unfinished end due to concession



Session Results and Standings

REVISED
2 FEB 21:50

Sheet	Game	Team	LSFE	1	2	3	4	5	6	7	8	9	10	Extra Ends	Total
A	6	NOR - Norway		1	0	1	1	0	2	1	0	1	X		7
	6	RUS - Russian Federation	*	0	1	0	0	1	0	0	2	0	X		4
B	6	KAZ - Kazakhstan		0	1	0	0	1	0	X	X	X	X		2
	6	KOR - Republic of Korea	*	2	0	4	3	0	4	X	X	X	X		13
C	6	SWE - Sweden	*	0	0	2	0	0	2	0	2	1	0		7
	6	CAN - Canada		0	0	0	1	0	0	3	0	0	1		5
D	6	CZE - Czech Republic	*	0	1	0	0	2	0	0	0	1	0		4
	6	GBR - United Kingdom		1	0	0	2	0	0	1	0	0	1		5
E	6	JPN - Japan		0	0	2	2	0	2	0	0	1	0		7
	6	USA - United States of America	*	0	1	0	0	1	0	1	1	0	1		5

Current Standings

Rank	Team	Games	Wins	Losses
1	GBR - United Kingdom	6	6	0
2	NOR - Norway	6	4	2
2	SWE - Sweden	6	4	2
4	CAN - Canada	6	3	3
4	CZE - Czech Republic	6	3	3
4	JPN - Japan	6	3	3
4	KOR - Republic of Korea	6	3	3
8	RUS - Russian Federation	6	2	4
8	USA - United States of America	6	2	4
10	KAZ - Kazakhstan	6	0	6

Note:

Under WCF rules, tie-breaking rules for standings are not applied until after the last game of the Round Robin.

Legend:

LSFE(*) Last Stone First End X Unplayed/unfinished end due to concession

Game SWE vs CAN: Total score revised



Session Results and Standings

Sheet	Game	Team	LSFE	1	2	3	4	5	6	7	8	9	10	Extra Ends	Total
A	7	CAN - Canada	*	1	0	0	1	0	0	0	X	X	X		2
	7	CZE - Czech Republic		0	2	0	0	1	4	1	X	X	X		8
B	7	JPN - Japan		0	1	0	0	2	0	1	X	X	X		4
	7	GBR - United Kingdom	*	3	0	4	1	0	2	0	X	X	X		10
C	7	RUS - Russian Federation	*	1	0	0	1	1	0	1	0	1	X		5
	7	USA - United States of America		0	0	3	0	0	2	0	2	0	X		7
D	7	NOR - Norway	*	4	1	3	0	0	0	X	X	X	X		8
	7	KAZ - Kazakhstan		0	0	0	0	0	0	X	X	X	X		0
E	7	KOR - Republic of Korea	*	0	1	0	1	0	0	1	2	0	0		5
	7	SWE - Sweden		0	0	2	0	0	1	0	0	4	1		8

Current Standings

Rank	Team	Games	Wins	Losses	
1	GBR - United Kingdom	7	7	0	Q
2	NOR - Norway	7	5	2	
2	SWE - Sweden	7	5	2	
4	CZE - Czech Republic	7	4	3	
5	CAN - Canada	7	3	4	
5	JPN - Japan	7	3	4	
5	KOR - Republic of Korea	7	3	4	
5	USA - United States of America	7	3	4	
9	RUS - Russian Federation	7	2	5	
10	KAZ - Kazakhstan	7	0	7	

Note:

Under WCF rules, tie-breaking rules for standings are not applied until after the last game of the Round Robin.

Legend:

LSFE(*) Last Stone First End

Q Qualified for the semi-finals

X Unplayed/unfinished end due to concession



Session Results and Standings

Sheet	Game	Team	LSFE	1	2	3	4	5	6	7	8	9	10	Extra Ends	Total
A	8	USA - United States of America		0	4	0	0	0	0	2	1	0	X		7
	8	GBR - United Kingdom	*	2	0	2	3	1	1	0	0	0	X		9
B	8	SWE - Sweden	*	1	1	0	3	0	1	1	0	0	X		7
	8	NOR - Norway		0	0	1	0	2	0	0	1	1	X		5
C	8	CZE - Czech Republic		2	0	0	1	0	2	1	2	X	X		8
	8	JPN - Japan	*	0	0	2	0	1	0	0	0	X	X		3
D	8	KOR - Republic of Korea		1	0	5	0	0	0	1	0	1	X		8
	8	CAN - Canada	*	0	1	0	0	1	1	0	1	0	X		4
E	8	RUS - Russian Federation	*	3	0	1	1	2	1	X	X	X	X		8
	8	KAZ - Kazakhstan		0	1	0	0	0	0	X	X	X	X		1

Current Standings

Rank	Team	Games	Wins	Losses	
1	GBR - United Kingdom	8	8	0	Q
2	SWE - Sweden	8	6	2	Q
3	CZE - Czech Republic	8	5	3	
3	NOR - Norway	8	5	3	
5	KOR - Republic of Korea	8	4	4	
6	CAN - Canada	8	3	5	
6	JPN - Japan	8	3	5	
6	RUS - Russian Federation	8	3	5	
6	USA - United States of America	8	3	5	
10	KAZ - Kazakhstan	8	0	8	

Note:

Under WCF rules, tie-breaking rules for standings are not applied until after the last game of the Round Robin.

Legend:

LSFE(*) Last Stone First End

Q Qualified for the semi-finals

X Unplayed/unfinished end due to concession



Session Results and Standings

Sheet	Game	Team	LSFE	1	2	3	4	5	6	7	8	9	10	Extra Ends	Total
A	9	SWE - Sweden	*	0	2	0	0	4	0	0	4	0	X		10
	9	JPN - Japan		0	0	0	1	0	1	0	0	1	X		3
B	9	CZE - Czech Republic	*	0	1	2	1	0	2	0	1	1	X		8
	9	RUS - Russian Federation		1	0	0	0	1	0	3	0	0	X		5
C	9	CAN - Canada		0	2	1	0	0	3	0	0	2	1		9
	9	NOR - Norway	*	1	0	0	0	1	0	2	1	0	0		5
D	9	KAZ - Kazakhstan		1	0	0	1	1	0	1	0	X	X		4
	9	USA - United States of America	*	0	2	2	0	0	3	0	3	X	X		10
E	9	GBR - United Kingdom		0	0	1	0	3	0	0	1	0	X		5
	9	KOR - Republic of Korea	*	1	0	0	1	0	1	0	0	0	X		3

Standings after Round Robin

Rank	Team	Games	Wins	Losses	
1	GBR - United Kingdom	9	9	0	Q
2	SWE - Sweden	9	7	2	Q
3	CZE - Czech Republic	9	6	3	Q
4	NOR - Norway	9	5	4	Q
5	KOR - Republic of Korea	9	4	5	w2
6	USA - United States of America	9	4	5	w1
7	CAN - Canada	9	4	5	w0
8	RUS - Russian Federation	9	3	6	w1
9	JPN - Japan	9	3	6	w0
10	KAZ - Kazakhstan	9	0	9	

Legend:

LSFE(*) Last Stone First End

Q Qualified for the semi-finals

wn Number of wins (n) against tied teams

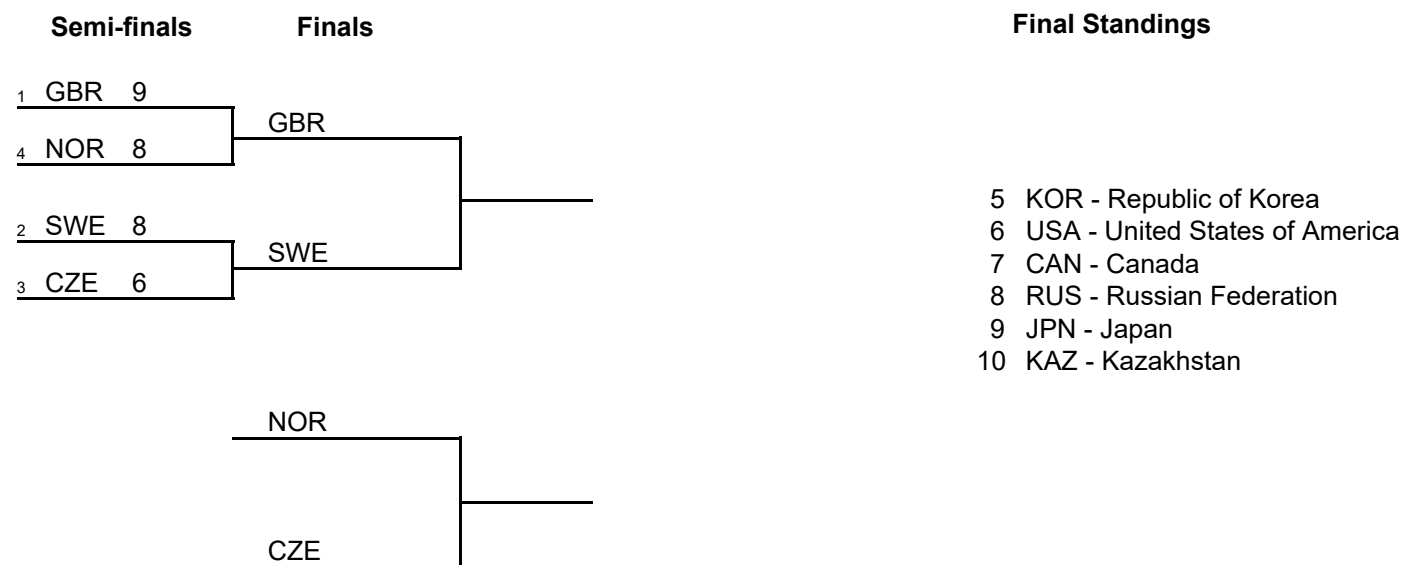
X Unplayed/unfinished end due to concession



Session Results and Standings

Sheet	Game	Team	LSFE	1	2	3	4	5	6	7	8	9	10	Extra Ends	Total
A	10	NOR - Norway		0	2	0	3	0	1	0	0	2	0		8
	10	GBR - United Kingdom	*	1	0	1	0	1	0	3	1	0	2		9
E	10	SWE - Sweden	*	0	2	0	1	0	0	2	0	2	1		8
	10	CZE - Czech Republic		0	0	1	0	1	2	0	2	0	0		6

Championship Bracket



Legend:
 LSFE(*) Last Stone First End

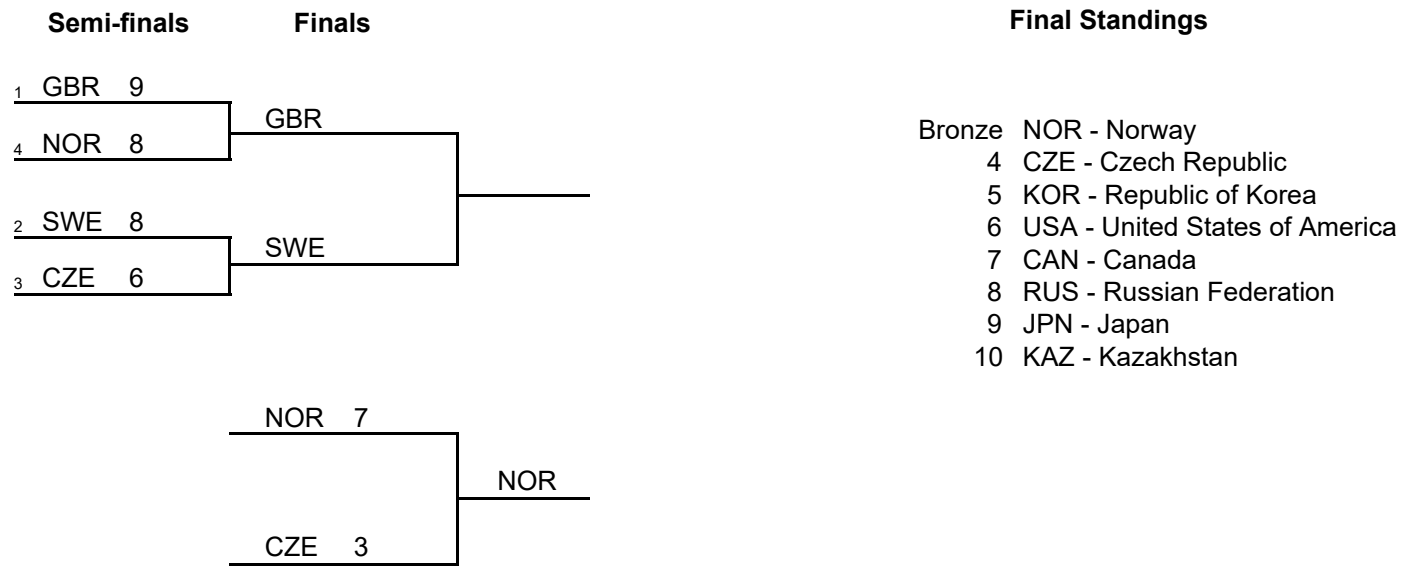




Session Results and Standings

Sheet	Game	Team	LSFE	1	2	3	4	5	6	7	8	9	10	Extra Ends	Total
D	11	NOR - Norway		0	3	0	1	0	1	2	0	X	X		7
	11	CZE - Czech Republic	*	1	0	1	0	0	0	0	1	X	X		3

Championship Bracket



Legend:
 LSFE(*) Last Stone First End X Unplayed/unfinished end due to concession

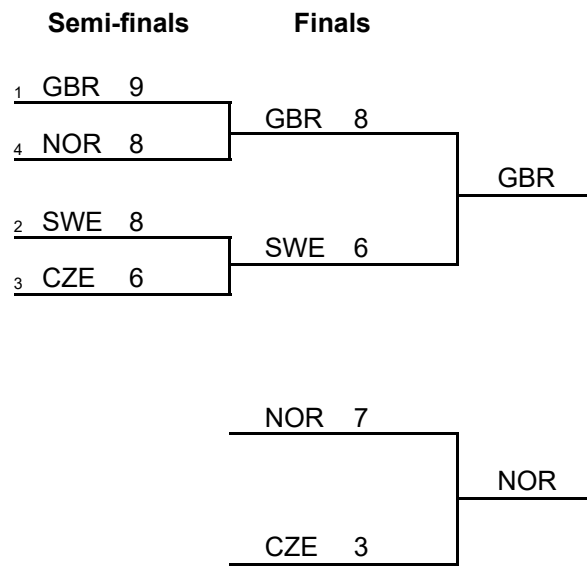




Session Results and Standings

Sheet	Game	Team	LSFE	1	2	3	4	5	6	7	8	9	10	Extra Ends	Total
B	11	SWE - Sweden		0	0	2	0	0	0	2	2	0	0		6
	11	GBR - United Kingdom	*	2	2	0	0	1	0	0	0	2	1		8

Championship Bracket



Final Standings

- Gold GBR - United Kingdom
- Silver SWE - Sweden
- Bronze NOR - Norway
- 4 CZE - Czech Republic
- 5 KOR - Republic of Korea
- 6 USA - United States of America
- 7 CAN - Canada
- 8 RUS - Russian Federation
- 9 JPN - Japan
- 10 KAZ - Kazakhstan

Legend:
 LSFE(*) Last Stone First End





Almaty 2017
28TH WINTER UNIVERSIADE



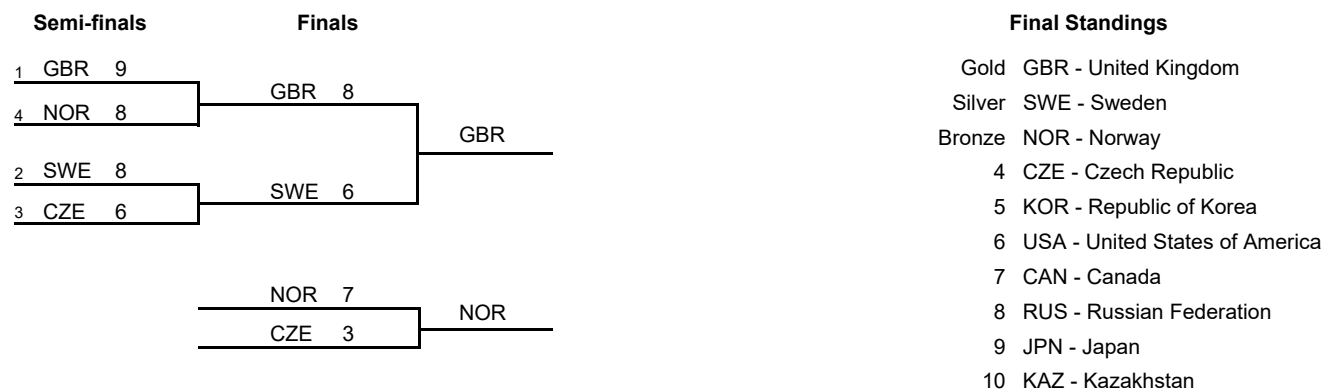
Competition Summary

Session	Date	Time	Sheet A	Sheet B	Sheet C	Sheet D	Sheet E
Session 1	30 JAN	14:00	KOR - USA 7:4	CAN - KAZ 7:1	GBR - RUS 9:5	SWE - CZE 11:2	NOR - JPN 6:7
Session 2	31 JAN	9:00	KAZ - SWE 1:8	USA - CZE 3:4	NOR - KOR 12:4	JPN - RUS 4:7	CAN - GBR 4:9
Session 3	31 JAN	19:00	RUS - CAN 4:5	KOR - JPN 7:6	USA - SWE 7:6	GBR - NOR 7:4	KAZ - CZE 2:10
Session 4	1 FEB	14:00	CZE - NOR 2:7	GBR - SWE 8:3	JPN - KAZ 7:3	RUS - KOR 6:5	USA - CAN 6:4
Session 5	2 FEB	9:00	GBR - KAZ 10:1	NOR - USA 5:4	KOR - CZE 7:8	CAN - JPN 6:5	SWE - RUS 11:6
Session 6	2 FEB	19:00	NOR - RUS 7:4	KAZ - KOR 2:13	SWE - CAN 7:5	CZE - GBR 4:5	JPN - USA 7:5
Session 7	3 FEB	14:00	CAN - CZE 2:8	JPN - GBR 4:10	RUS - USA 5:7	NOR - KAZ 8:0	KOR - SWE 5:8
Session 8	4 FEB	9:00	USA - GBR 7:9	SWE - NOR 7:5	CZE - JPN 8:3	KOR - CAN 8:4	RUS - KAZ 8:1
Session 9	4 FEB	19:00	SWE - JPN 10:3	CZE - RUS 8:5	CAN - NOR 9:5	KAZ - USA 4:10	GBR - KOR 5:3
Semi-finals	6 FEB	9:00	NOR - GBR 8:9				SWE - CZE 8:6
Bronze Medal	6 FEB	16:00				NOR - CZE 7:3	
Gold Medal	7 FEB	14:00		SWE - GBR 6:8			

Standings after Round Robin

Rank	Team	Games	Wins	Losses	
1	GBR - United Kingdom	9	9	0	Q
2	SWE - Sweden	9	7	2	Q
3	CZE - Czech Republic	9	6	3	Q
4	NOR - Norway	9	5	4	Q
5	KOR - Republic of Korea	9	4	5	w2
6	USA - United States of America	9	4	5	w1
7	CAN - Canada	9	4	5	w0
8	RUS - Russian Federation	9	3	6	w1
9	JPN - Japan	9	3	6	w0
10	KAZ - Kazakhstan	9	0	9	

Championship Bracket



Legend:

Q Qualified for the semi-finals

wn Number of wins (n) against tied teams





Almaty 2017
28TH WINTER UNIVERSIADE



Final Standings

Rank	Team	Players	Position - Function
Gold	GBR - United Kingdom	MOUAT Bruce LAMMIE Bobby CANNON Gregor SLOAN Derrick SCHREIBER Alasdair	4 S 3 V 2 1 A
Silver	SWE - Sweden	MABERGS Patrik ESKILSSON Gustav NYMAN Fredrik PATZ Johannes -	4 V 3 S 2 1 A
Bronze	NOR - Norway	WALSTAD Steffen HOEIBERG Markus NEDREGOTTEN Magnus ROELVAAG Sander -	4 S 3 V 2 1 A
4	CZE - Czech Republic	KLIMA Lukas CERNOVSKY Marek JURIK Martin MOKRIS Samuel SPLAVEC Jakub	4 S 3 V 2 1 A
5	KOR - Republic of Korea	SEONG Sehyeon OH Eunsu LEE Kijeong LEE Kibok KIM Chigu	4 S 3 V 2 1 A
6	USA - United States of America	LEICHTER Alex CLARK Nate BOND Chris WEBER Calvin STOPERA Andrew	4 S 3 V 2 1 A
7	CAN - Canada	SQUIRES Aaron KRELL Richard NUTTALL Spencer REID Fraser CUDDIE Russell	4 S 3 V 2 1 A
8	RUS - Russian Federation	TIMOFEEV Alexey GADZHIKHANOV Timur RAZHABOV Artur ALI Artur KLIMOV Evgeny	4 S 3 V 2 1 A
9	JPN - Japan	HIRATA Kohsuke MIURA Yoshiya OTANI Hiromu KAMADA Yuto SHIKANO Daiki	4 S 3 V 2 1 A
10	KAZ - Kazakhstan	KIM Daniel ZHUZBAY Abylaikhan GARAGUL Dmitriy AKHMAD Renas IRGEBAY Tamerlan	4 S 3 V 2 1 A

Note:

Team position and functions are attached to each team member's name as follows:
4 = Fourth, **3** = Third, **2** = Second, **1** = Lead, **A** = Alternate, **S** = Skip, **V** = Vice-Skip





Competition Matrix

Team	CAN	CZE	GBR	JPN	KAZ	KOR	NOR	RUS	SWE	USA
CAN		2 - 8	4 - 9	6 - 5	7 - 1	4 - 8	9 - 5	5 - 4	5 - 7	4 - 6
CZE	8 - 2		4 - 5	8 - 3	10 - 2	8 - 7	2 - 7	8 - 5	2 - 11	4 - 3
GBR	9 - 4	5 - 4		10 - 4	10 - 1	5 - 3	7 - 4	9 - 5	8 - 3	9 - 7
JPN	5 - 6	3 - 8	4 - 10		7 - 3	6 - 7	7 - 6	4 - 7	3 - 10	7 - 5
KAZ	1 - 7	2 - 10	1 - 10	3 - 7		2 - 13	0 - 8	1 - 8	1 - 8	4 - 10
KOR	8 - 4	7 - 8	3 - 5	7 - 6	13 - 2		4 - 12	5 - 6	5 - 8	7 - 4
NOR	5 - 9	7 - 2	4 - 7	6 - 7	8 - 0	12 - 4		7 - 4	5 - 7	5 - 4
RUS	4 - 5	5 - 8	5 - 9	7 - 4	8 - 1	6 - 5	4 - 7		6 - 11	5 - 7
SWE	7 - 5	11 - 2	3 - 8	10 - 3	8 - 1	8 - 5	7 - 5	11 - 6		6 - 7
USA	6 - 4	3 - 4	7 - 9	5 - 7	10 - 4	4 - 7	4 - 5	7 - 5	7 - 6	

Standings after Round Robin

Rank	Team	Games	Wins	Losses	
1	GBR - United Kingdom	9	9	0	Q
2	SWE - Sweden	9	7	2	Q
3	CZE - Czech Republic	9	6	3	Q
4	NOR - Norway	9	5	4	Q
5	KOR - Republic of Korea	9	4	5	w2
6	USA - United States of America	9	4	5	w1
7	CAN - Canada	9	4	5	w0
8	RUS - Russian Federation	9	3	6	w1
9	JPN - Japan	9	3	6	w0
10	KAZ - Kazakhstan	9	0	9	

Legend:

Q Qualified for the semi-finals

wn Number of wins (n) against tied teams



Draw Shot Challenge

Rank	Team	Stone Rotation	Last Stone Draw in each Round Robin Game									DSC
			1	2	3	4	5	6	7	8	9	
1	SWE - Sweden	⌚	3.1	8.4	44.7	19.7	3.3	9.7	8.6	15.9	51.3	29.84cm
		⌚	70.7	17.7	35.3	199.6	96.4	17.4	108.6	52.4	22.9	
2	GBR - United Kingdom	⌚	148.0	55.9	28.7	8.1	15.6	199.6	15.5	144.5	80.4	31.04cm
		⌚	33.7	3.4	7.4	2.1	70.8	6.7	11.7	2.5	9.7	
3	RUS - Russian Federation	⌚	37.7	127.4	50.6	16.5	199.6	18.9	34.6	1.4	19.5	39.24cm
		⌚	14.6	150.3	16.2	18.5	91.1	38.1	75.4	34.6	32.7	
4	CAN - Canada	⌚	40.2	63.3	46.6	19.9	45.8	30.6	18.4	96.1	69.5	39.73cm
		⌚	151.2	12.6	32.7	54.4	24.8	42.2	25.7	130.4	12.9	
5	KOR - Republic of Korea	⌚	12.6	199.6	21.8	6.9	58.1	26.7	6.1	151.2	14.6	45.35cm
		⌚	29.7	48.6	125.9	128.0	20.9	25.9	12.9	199.6	35.7	
6	CZE - Czech Republic	⌚	49.0	38.9	35.3	115.9	19.1	16.6	20.2	108.3	24.1	50.31cm
		⌚	157.4	153.9	10.2	94.6	48.0	21.8	32.0	145.1	25.9	
7	USA - United States of America	⌚	20.7	11.1	71.4	46.6	37.8	60.7	20.6	153.6	8.5	51.95cm
		⌚	199.6	126.4	86.8	25.7	60.0	24.8	122.5	84.3	23.3	
8	NOR - Norway	⌚	34.8	101.4	8.0	100.5	153.1	108.1	72.1	168.0	13.4	53.41cm
		⌚	10.7	199.6	24.1	80.5	39.7	26.0	26.1	38.7	17.3	
9	JPN - Japan	⌚	50.3	100.3	199.6	87.4	95.6	78.9	26.7	62.7	172.5	72.36cm
		⌚	13.8	46.1	145.4	21.3	199.6	47.4	57.6	98.0	53.8	
10	KAZ - Kazakhstan	⌚	121.0	92.1	7.3	36.8	58.9	160.9	46.7	199.6	41.0	99.50cm
		⌚	95.9	199.6	95.3	199.6	199.6	32.1	199.6	124.6	80.6	

Note:

The Draw Shot Challenge (DSC) is the average distance of all the individual Last Stone Draw stones, which were delivered by a team during the round robin. The two least favourable results will be eliminated before calculating the average distance. The team with the lesser DSC receives the higher ranking. If the DSCs are equal then the team with the best non-equal counting LSD receives the higher ranking. In the case where all counting LSDs are equal, the team ranked higher in the WCF World Rankings is ranked higher.

Legend:

⌚ Clockwise

⌚ Counter-clockwise

DSC Draw Shot Challenge



Almaty 2017
28TH WINTER UNIVERSIADE



Scoring Analysis

Team	Games		Stolen		Points Scored						Total	Plus / Minus
			LSFE	Ends	0	1	2	3	4	>4		
GBR - United Kingdom	11	For	7	17	7	26	15	8	1	1	89	+40
		Against	4	4	5	22	10	1	1	0		
SWE - Sweden	11	For	8	17	9	22	18	2	4	1	85	+29
		Against	3	7	5	18	14	2	1	0		
NOR - Norway	11	For	5	16	6	23	13	3	4	0	74	+18
		Against	6	12	9	27	10	3	0	0		
KOR - Republic of Korea	9	For	6	6	4	21	8	3	2	1	59	+4
		Against	3	7	8	24	8	1	3	0		
CZE - Czech Republic	11	For	5	13	4	23	13	2	2	0	63	+3
		Against	6	12	11	25	11	3	1	0		
USA - United States of America	9	For	5	7	12	16	10	3	2	0	53	+2
		Against	4	15	7	22	10	3	0	0		
CAN - Canada	9	For	4	8	7	23	7	3	0	0	46	-7
		Against	5	7	8	20	9	2	1	1		
RUS - Russian Federation	9	For	6	8	3	25	8	3	0	0	50	-7
		Against	3	10	5	22	11	3	1	0		
JPN - Japan	9	For	3	7	7	21	9	1	1	0	46	-16
		Against	6	10	6	21	10	3	3	0		
KAZ - Kazakhstan	9	For	0	2	7	15	0	0	0	0	15	-66
		Against	9	17	2	14	8	7	5	2		
Total	49			101	66	215	101	28	16	3	580	

Note:
Stolen ends are the ends won without the last stone advantage.

Legend:
>4 More than four points scored LSFE Last Stone First End





Almaty 2017
28TH WINTER UNIVERSIADE



Summary of Big Ends

Points Scored	By	Against	Session	End	Game Result
5	GBR - United Kingdom	KAZ - Kazakhstan	5	2	10 : 1
5	KOR - Republic of Korea	CAN - Canada	8	3	8 : 4
5	SWE - Sweden	KAZ - Kazakhstan	2	6	8 : 1
4	CZE - Czech Republic	KAZ - Kazakhstan	3	6	10 : 2
4	CZE - Czech Republic	CAN - Canada	7	6	8 : 2
4	GBR - United Kingdom	JPN - Japan	7	3	10 : 4
4	JPN - Japan	KAZ - Kazakhstan	4	1	7 : 3
4	KOR - Republic of Korea	KAZ - Kazakhstan	6	3	13 : 2
4	KOR - Republic of Korea	KAZ - Kazakhstan	6	6	13 : 2
4	NOR - Norway	KOR - Republic of Korea	2	3	12 : 4
4	NOR - Norway	KOR - Republic of Korea	2	8	12 : 4
4	NOR - Norway	CZE - Czech Republic	4	3	7 : 2
4	NOR - Norway	KAZ - Kazakhstan	7	1	8 : 0
4	SWE - Sweden	RUS - Russian Federation	5	7	11 : 6
4	SWE - Sweden	KOR - Republic of Korea	7	9	8 : 5
4	SWE - Sweden	JPN - Japan	9	5	10 : 3
4	SWE - Sweden	JPN - Japan	9	8	10 : 3
4	USA - United States of America	SWE - Sweden	3	2	7 : 6
4	USA - United States of America	GBR - United Kingdom	8	2	7 : 9

Note:
Big ends are defined as ends with a score of four or more points.





Medallists

Medal	Country	Name
GOLD	GBR - United Kingdom	MOUAT Bruce LAMMIE Bobby CANNON Gregor SLOAN Derrick SCHREIBER Alasdair BREWSTER Cate
SILVER	SWE - Sweden	MABERGS Patrik ESKILSSON Gustav NYMAN Fredrik PATZ Johannes PATZ Flemming
BRONZE	NOR - Norway	WALSTAD Steffen HOEIBERG Markus NEDREGOTTEN Magnus ROELVAAG Sander LINDSTROEM Alexander



Game Results

Sheet	Game	Team	LSFE	1	2	3	4	5	6	7	8	9	10	Extra Ends	Total
D	11	NOR - Norway		0	3	0	1	0	1	2	0	X	X		7
	11	CZE - Czech Republic	*	1	0	1	0	0	0	0	1	X	X		3

NOR - Norway	
4 S	WALSTAD Steffen
3 V	HOEIBERG Markus
2	NEDREGOTTEN Magnus
1	ROELVAAG Sander
A	-

CZE - Czech Republic	
4 S	KLIMA Lukas
3 V	CERNOVSKY Marek
2	JURIK Martin
1	MOKRIS Samuel
A	SPLAVEC Jakub

Time remaining: 15 minutes 50 seconds

Time remaining: 5 minutes 17 seconds

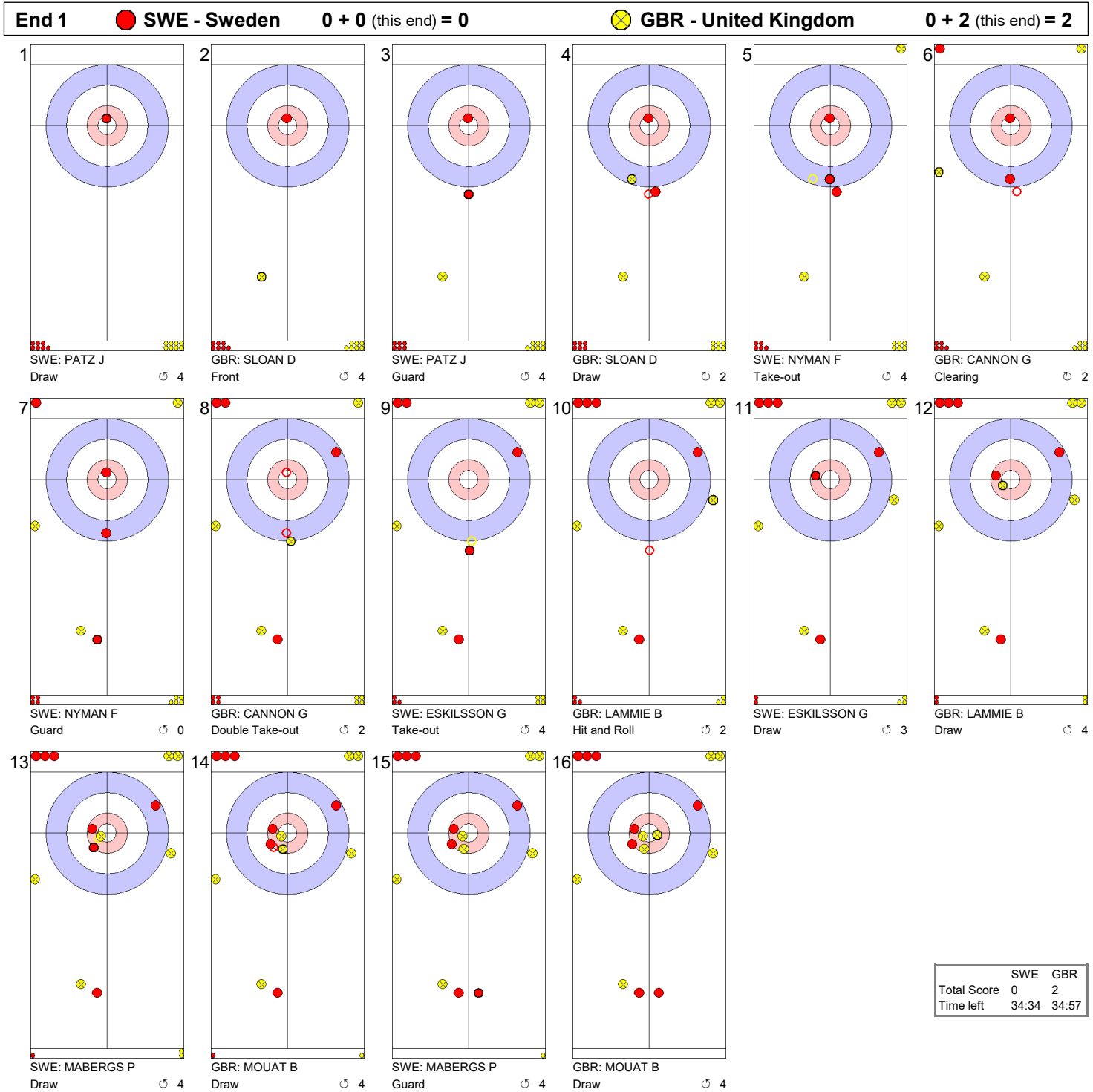
Note:
Team position and functions are attached to each team member's name as follows:
4 = Fourth, 3 = Third, 2 = Second, 1 = Lead, A = Alternate, S = Skip, V = Vice-Skip

Legend:
LSFE(*) Last Stone First End X Unplayed/unfinished end due to concession





Game - Shot by Shot





Game - Shot by Shot



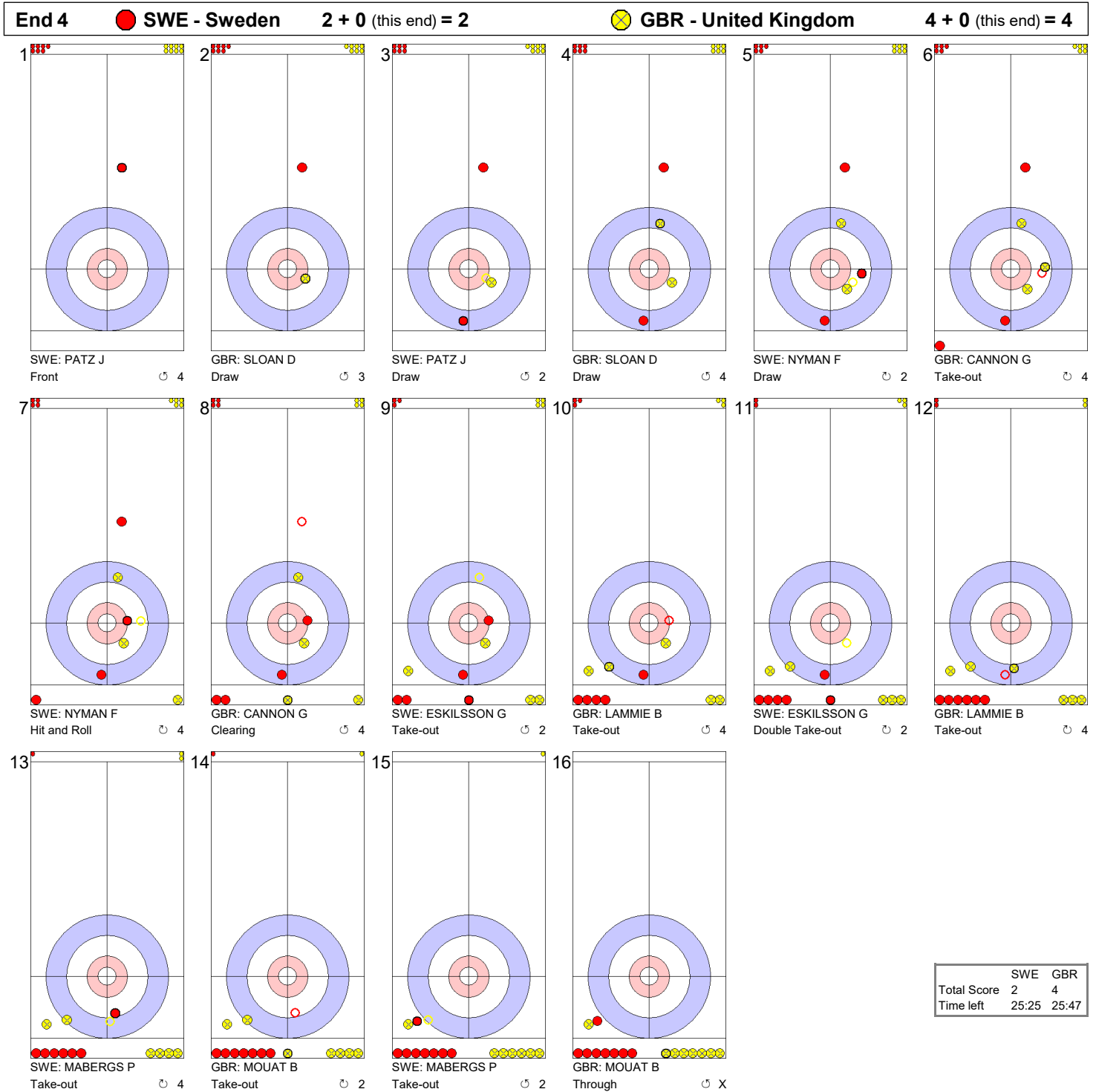


Game - Shot by Shot



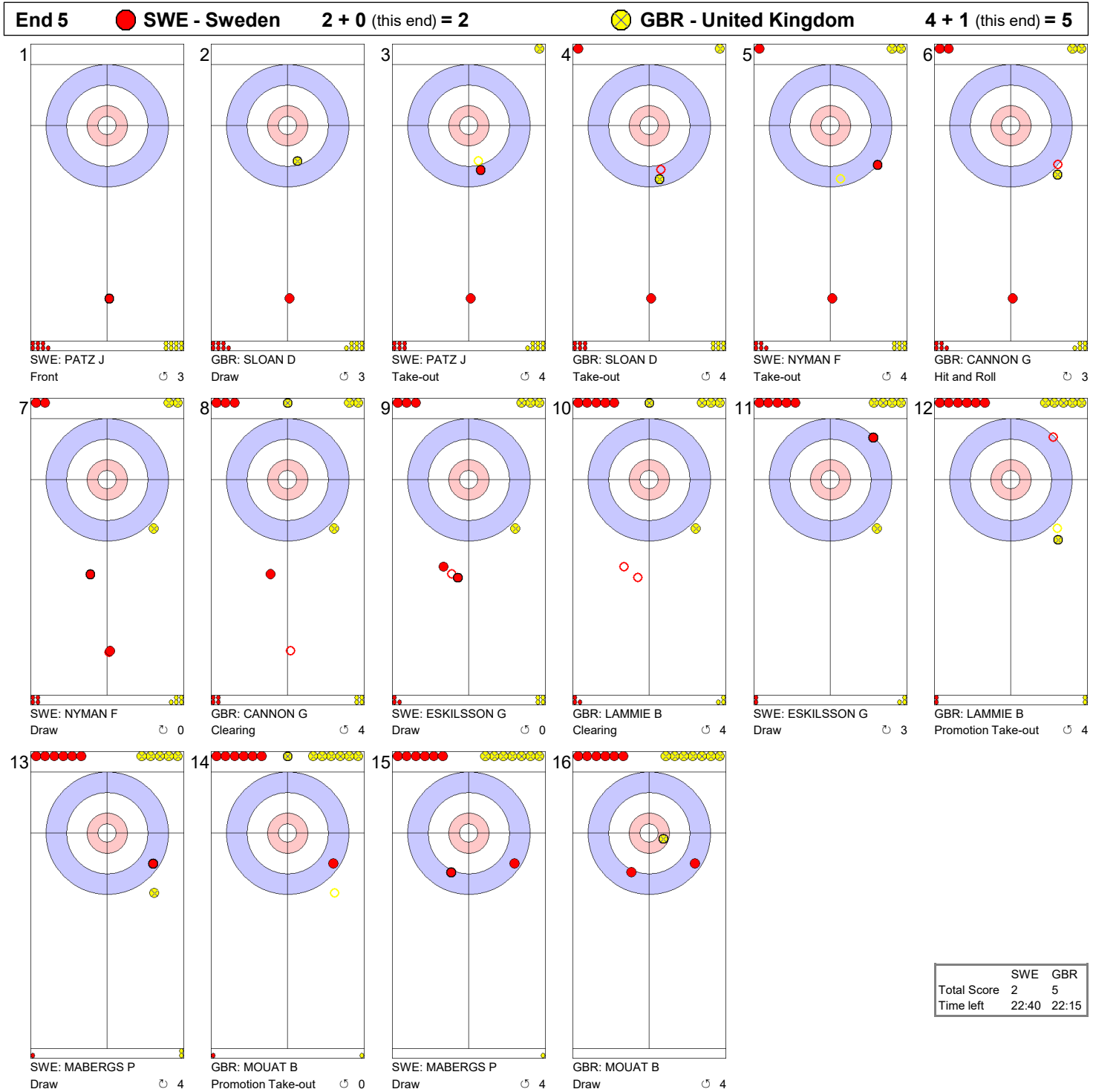


Game - Shot by Shot



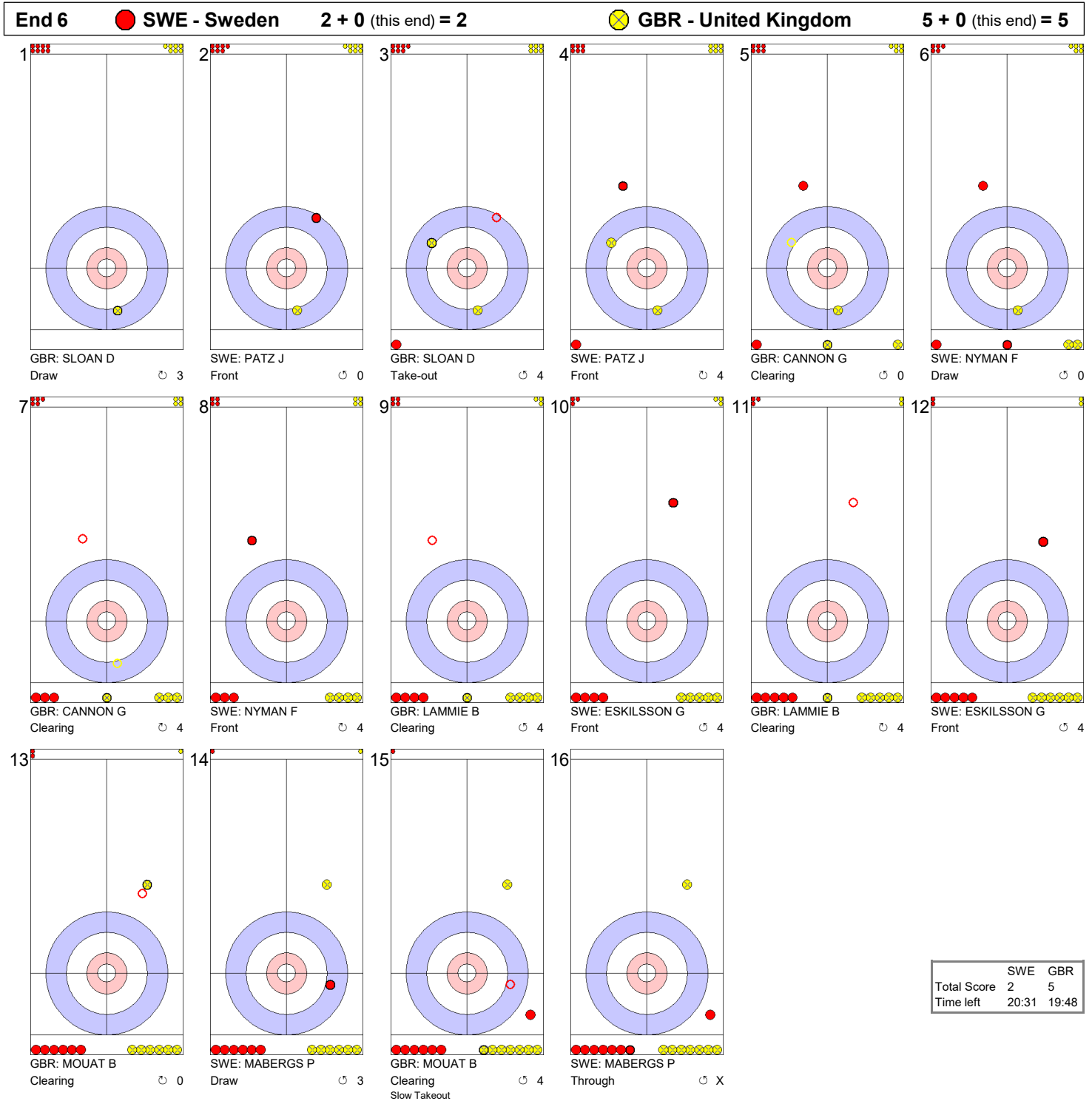


Game - Shot by Shot





Game - Shot by Shot





Game - Shot by Shot



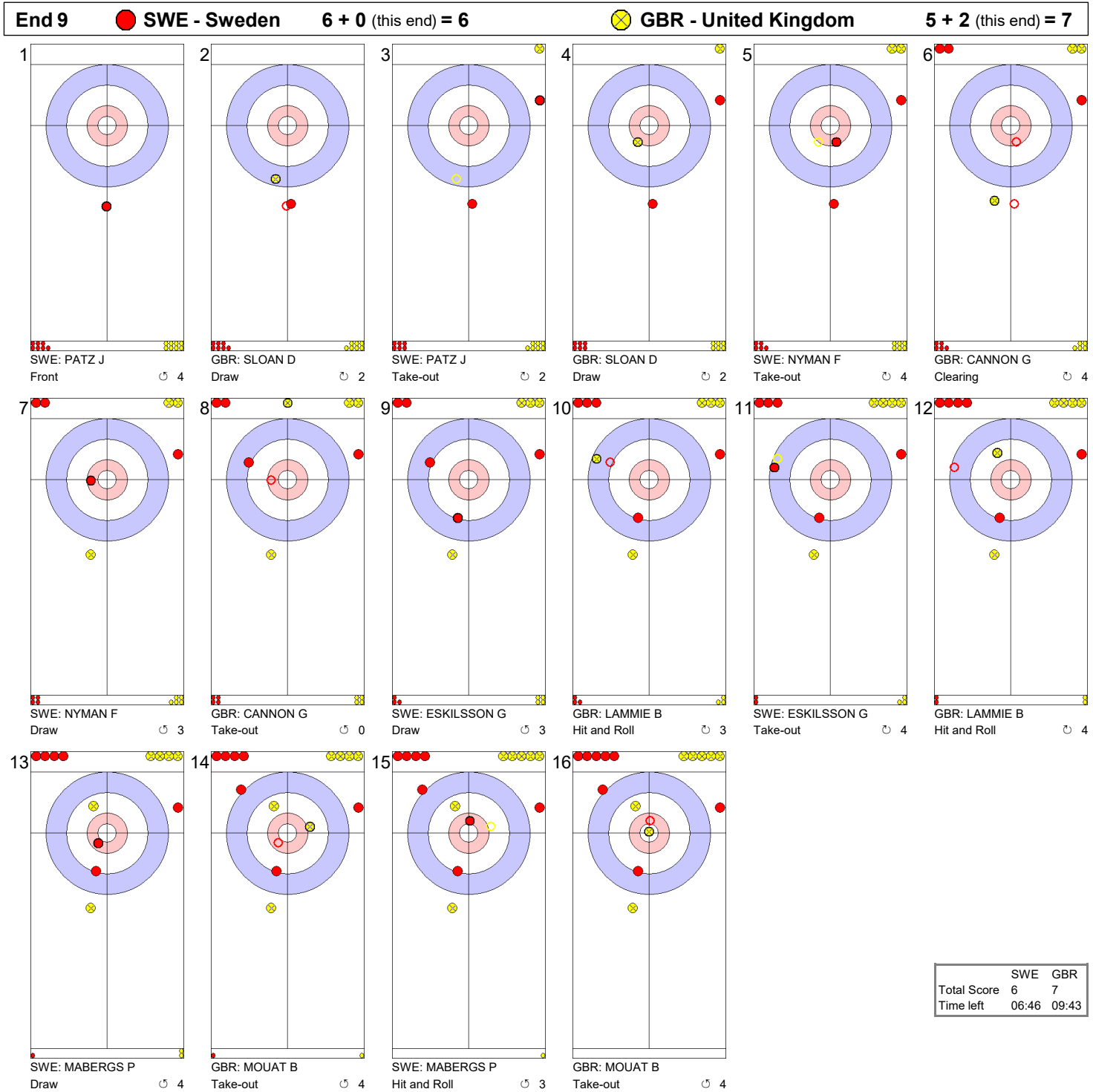


Game - Shot by Shot



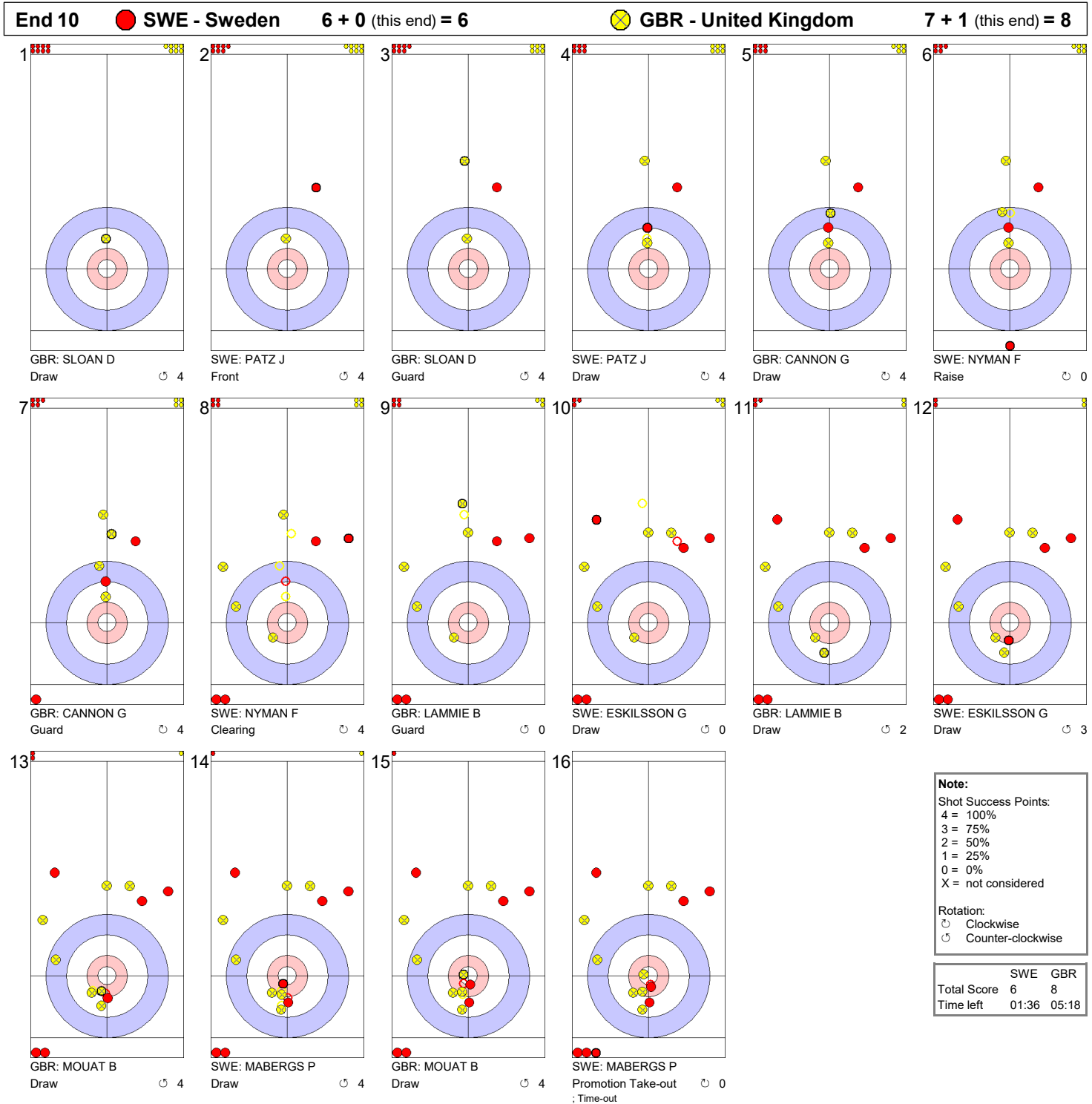


Game - Shot by Shot





Game - Shot by Shot





Game Results

Sheet	Game	Team	LSFE	1	2	3	4	5	6	7	8	9	10	Extra Ends	Total
B	11	SWE - Sweden		0	0	2	0	0	0	2	2	0	0		6
	11	GBR - United Kingdom	*	2	2	0	0	1	0	0	0	2	1		8

SWE - Sweden		Shot Success Game
4 V	MABERGS Patrik	79%
3 S	ESKILSSON Gustav	73%
2	NYMAN Fredrik	64%
1	PATZ Johannes	81%
A	-	-
Team Total		74%

GBR - United Kingdom		Shot Success Game
4 S	MOUAT Bruce	67%
3 V	LAMMIE Bobby	86%
2	CANNON Gregor	74%
1	SLOAN Derrick	74%
A	SCHREIBER Alasdair	-
Team Total		75%

Time remaining: 1 minute 36 seconds

Time remaining: 5 minutes 18 seconds

Time-out: end 10 - SWE stone 8

Shot Success Analysis

SWE - Sweden		Draws	Take-outs	Game
4 MABERGS Patrik	↻	4 63%	3 67%	7 64%
	↺	8 94%	4 75%	12 88%
	Total	12 83%	7 71%	19 79%
3 ESKILSSON Gustav	↻	2 75%	4 88%	6 83%
	↺	9 67%	5 70%	14 68%
	Total	11 68%	9 78%	20 73%
2 NYMAN Fredrik	↻	5 45%	3 100%	8 66%
	↺	9 50%	3 100%	12 63%
	Total	14 48%	6 100%	20 64%
1 PATZ Johannes	↻	2 100%	1 50%	3 83%
	↺	16 80%	1 100%	17 81%
	Total	18 82%	2 75%	20 81%
A -	↻	0 -	0 -	0 -
	↺	0 -	0 -	0 -
	Total	0 -	0 -	0 -
Team	↻	13 63%	11 82%	24 72%
	↺	42 73%	13 81%	55 75%
	Total	55 71%	24 81%	79 74%

GBR - United Kingdom		Draws	Take-outs	Game
4 MOUAT Bruce	↻	3 33%	6 63%	9 53%
	↺	5 100%	5 60%	10 80%
	Total	8 75%	11 61%	19 67%
3 LAMMIE Bobby	↻	0 -	8 91%	8 91%
	↺	3 50%	9 94%	12 83%
	Total	3 50%	17 93%	20 86%
2 CANNON Gregor	↻	2 100%	5 85%	7 89%
	↺	0 -	13 65%	13 65%
	Total	2 100%	18 71%	20 74%
1 SLOAN Derrick	↻	7 61%	1 0%	8 53%
	↺	10 85%	2 100%	12 88%
	Total	17 75%	3 67%	20 74%
A SCHREIBER Alasdair	↻	0 -	0 -	0 -
	↺	0 -	0 -	0 -
	Total	0 -	0 -	0 -
Team	↻	12 60%	20 76%	32 70%
	↺	18 83%	29 76%	47 79%
	Total	30 74%	49 76%	79 75%

Note:

Team position and functions are attached to each team member's name as follows:
4 = Fourth, **3** = Third, **2** = Second, **1** = Lead, **A** = Alternate, **S** = Skip, **V** = Vice-Skip

Legend:

↻ Clockwise

↺ Counter-clockwise

LSFE(*) Last Stone First End

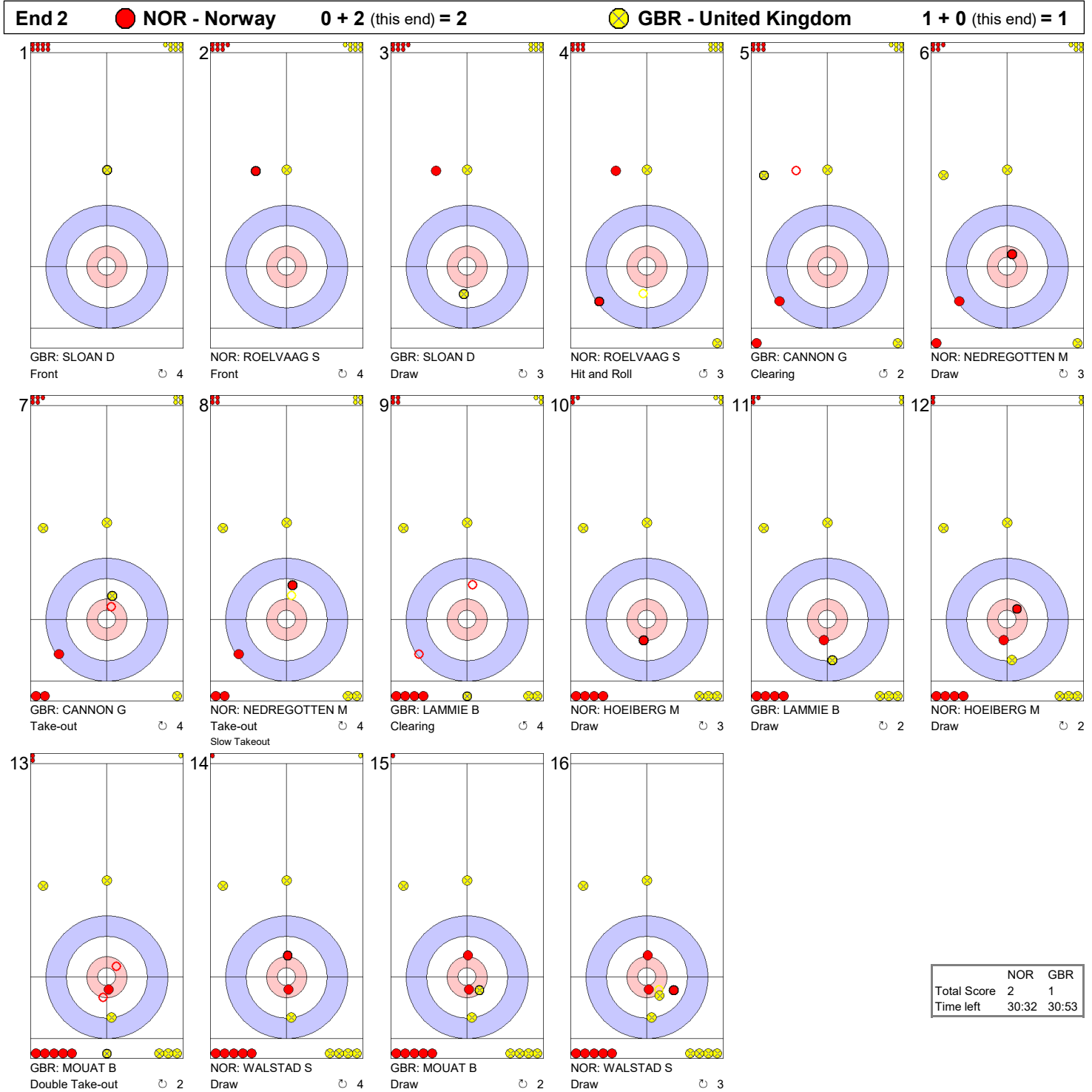


Game - Shot by Shot



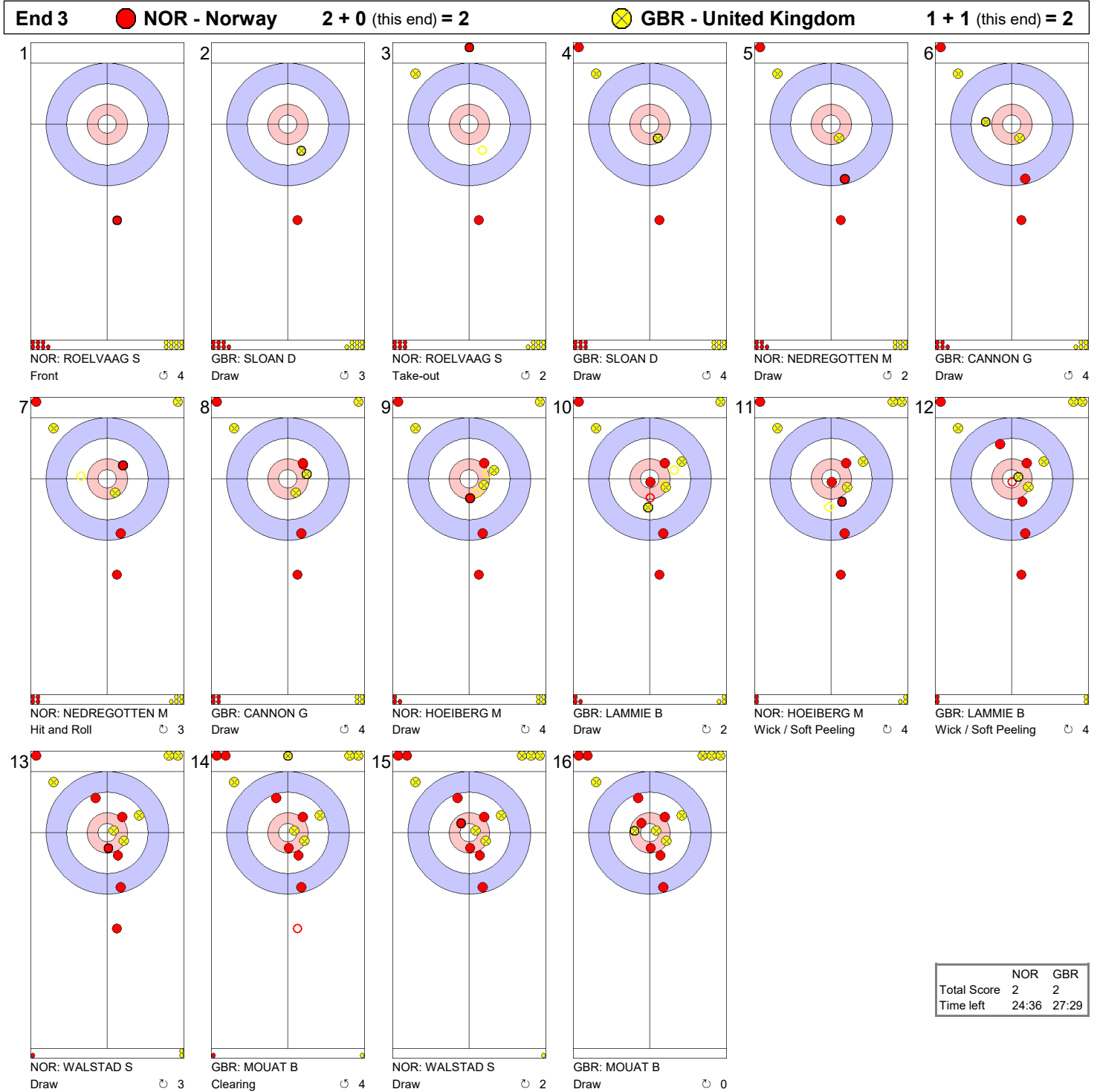


Game - Shot by Shot





Game - Shot by Shot



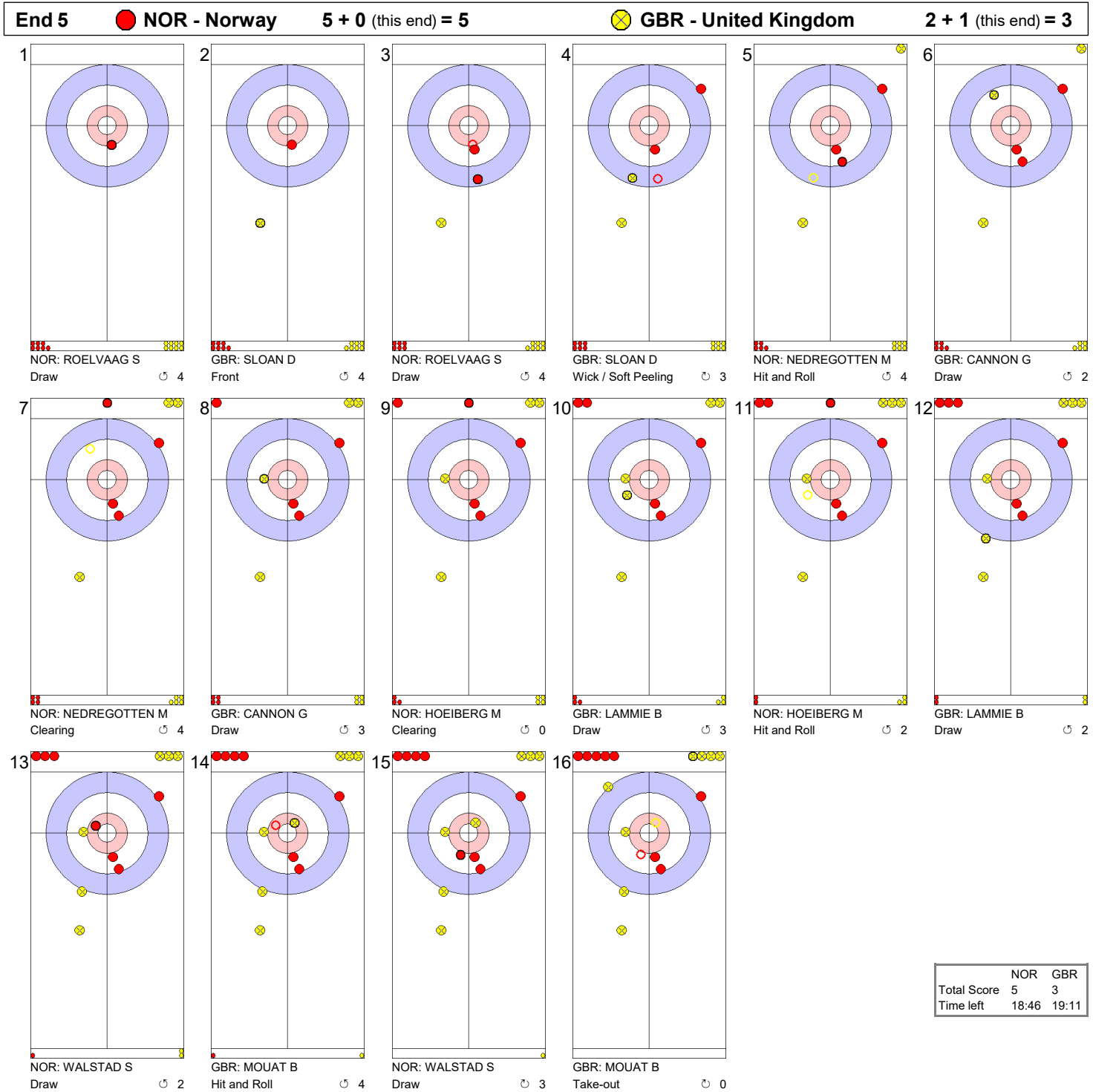


Game - Shot by Shot



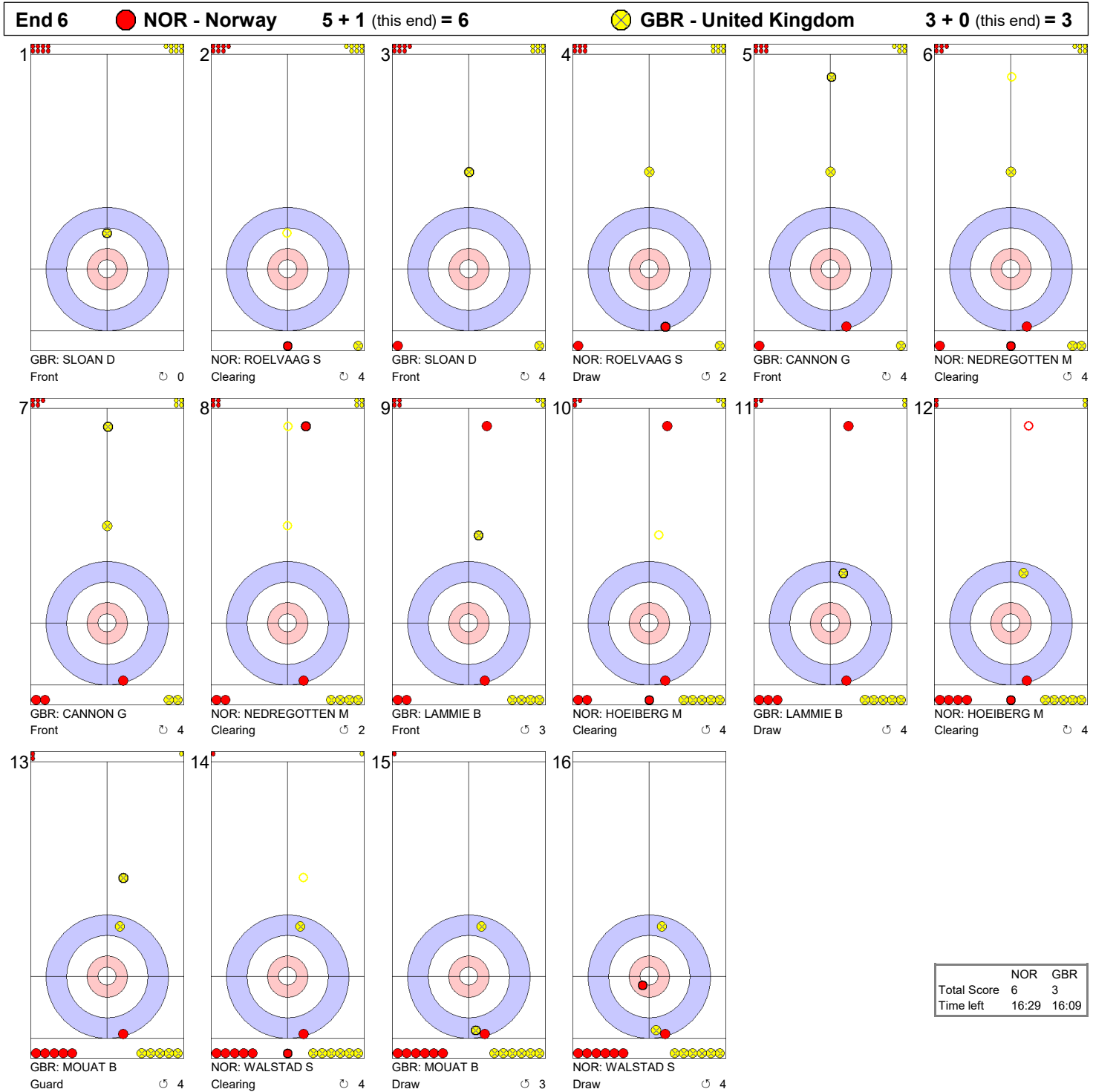


Game - Shot by Shot



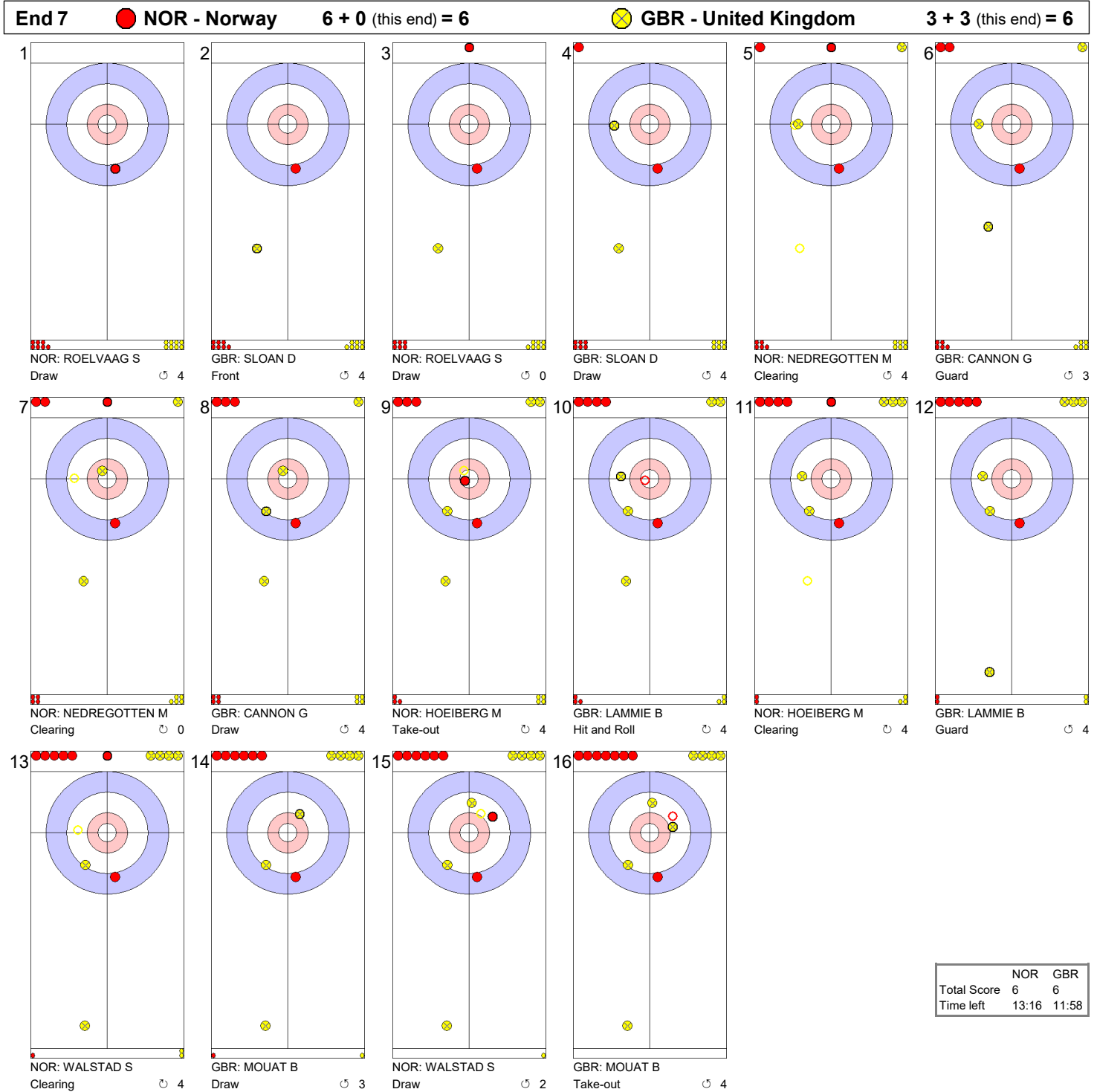


Game - Shot by Shot





Game - Shot by Shot



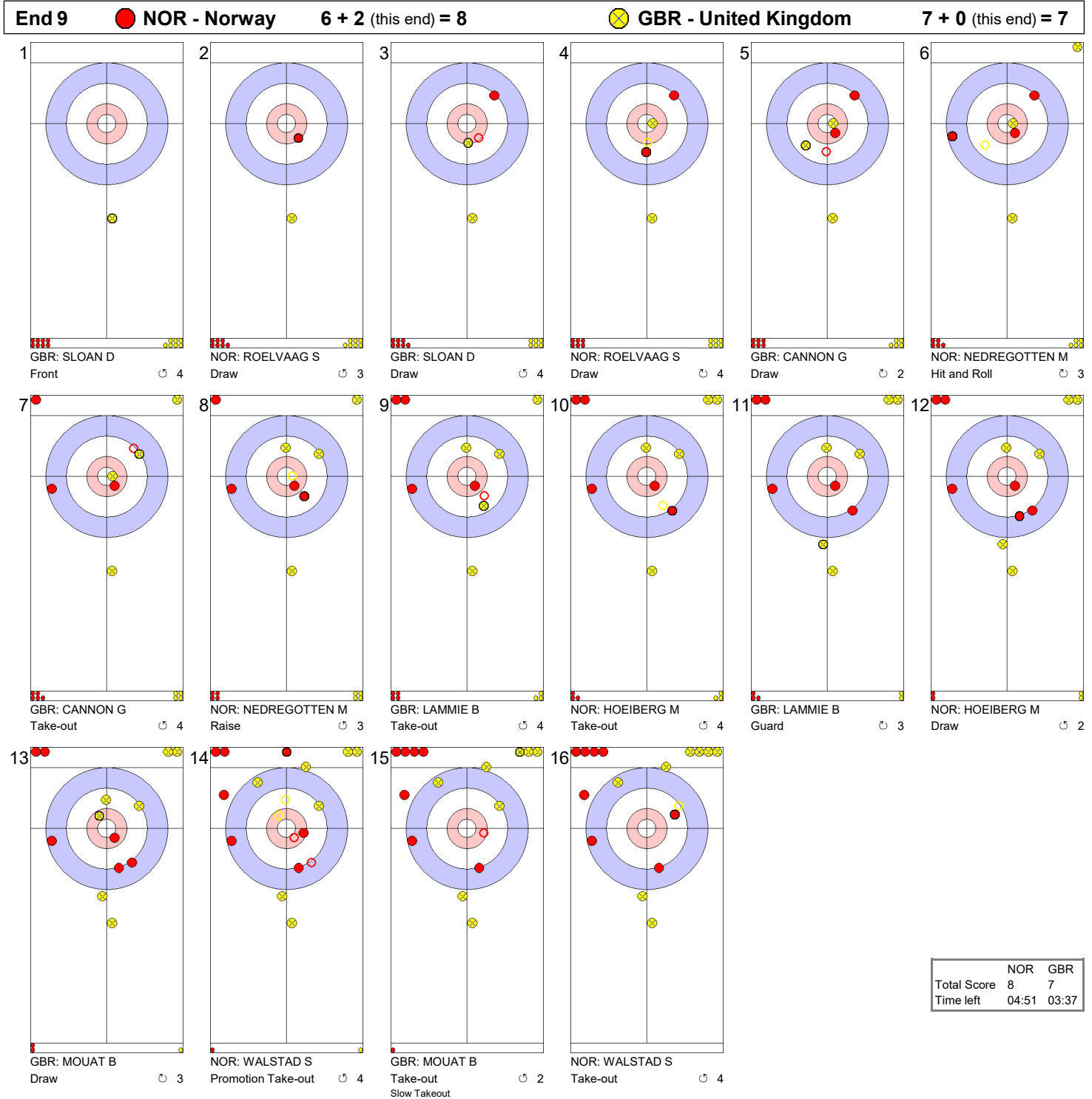


Game - Shot by Shot



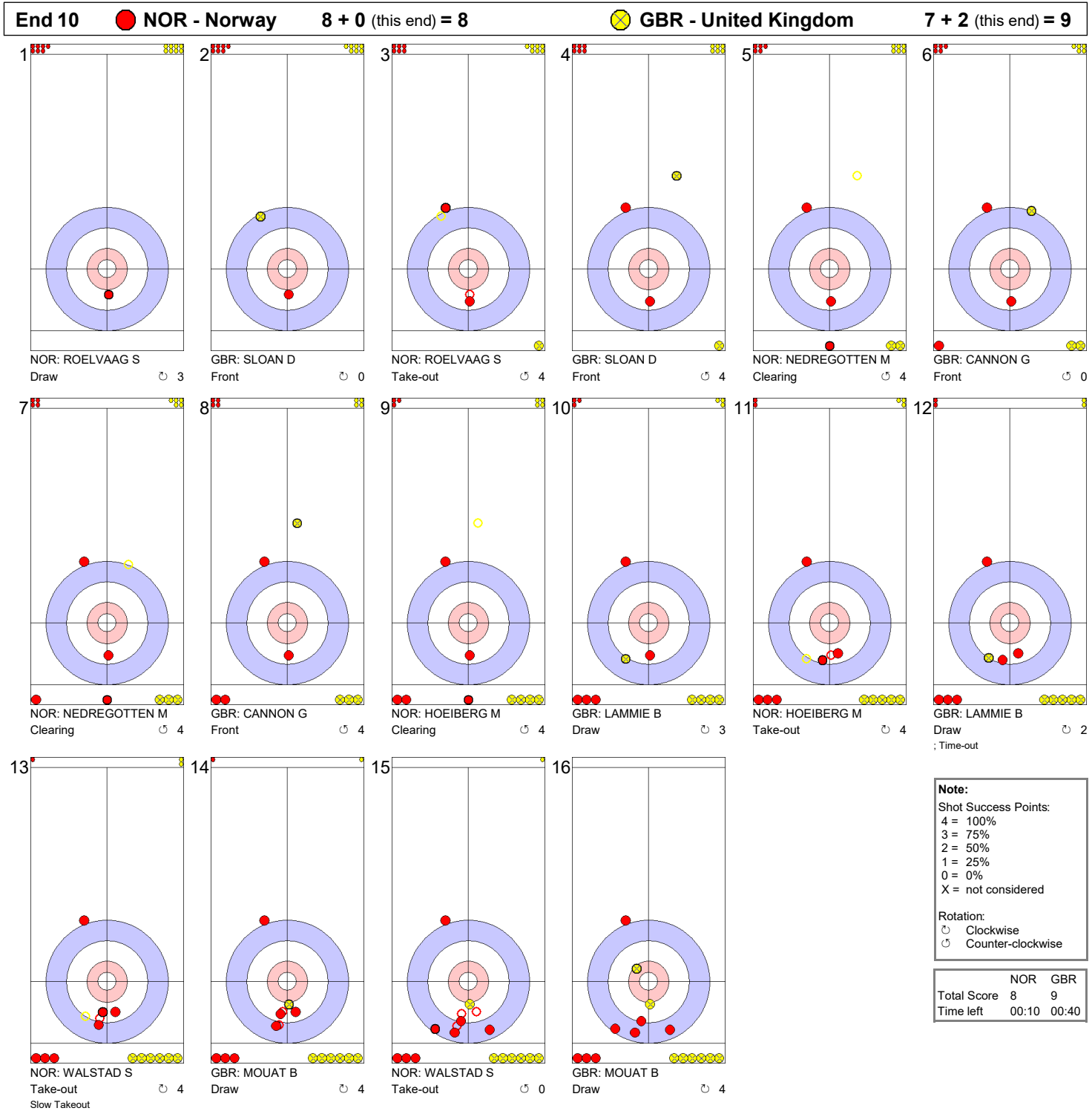


Game - Shot by Shot





Game - Shot by Shot





Game Results

Sheet	Game	Team	LSFE	1	2	3	4	5	6	7	8	9	10	Extra Ends	Total
A	10	NOR - Norway		0	2	0	3	0	1	0	0	2	0		8
	10	GBR - United Kingdom	*	1	0	1	0	1	0	3	1	0	2		9

NOR - Norway		Shot Success Game
4 S	WALSTAD Steffen	75%
3 V	HOEIBERG Markus	80%
2	NEDREGOTTEN Magnus	78%
1	ROELVAAG Sander	83%
A	-	-
Team Total		79%

GBR - United Kingdom		Shot Success Game
4 S	MOUAT Bruce	69%
3 V	LAMMIE Bobby	83%
2	CANNON Gregor	81%
1	SLOAN Derrick	83%
A	SCHREIBER Alasdair	-
Team Total		79%

Time remaining: 0 minutes 10 seconds

Time-out: end 8 - NOR stone 7

Time remaining: 0 minutes 40 seconds

Time-out: end 10 - GBR stone 6

Shot Success Analysis

NOR - Norway		Draws	Take-outs	Game
4	WALSTAD Steffen	↻ 7 68%	4 100%	11 80%
		↻ 5 65%	4 75%	9 69%
		Total 12 67%	8 88%	20 75%
3	HOEIBERG Markus	↻ 5 85%	5 95%	10 90%
		↻ 3 75%	7 68%	10 70%
		Total 8 81%	12 79%	20 80%
2	NEDREGOTTEN Magnus	↻ 2 75%	6 71%	8 72%
		↻ 2 63%	10 85%	12 81%
		Total 4 69%	16 80%	20 78%
1	ROELVAAG Sander	↻ 6 88%	2 100%	8 91%
		↻ 9 78%	3 75%	12 77%
		Total 15 82%	5 85%	20 83%
A -	-	↻ 0 -	0 -	0 -
		↻ 0 -	0 -	0 -
		Total 0 -	0 -	0 -
Team		↻ 20 79%	17 88%	37 83%
		↻ 19 72%	24 77%	43 75%
		Total 39 76%	41 82%	80 79%

GBR - United Kingdom		Draws	Take-outs	Game
4	MOUAT Bruce	↻ 9 69%	3 33%	12 60%
		↻ 3 83%	5 80%	8 81%
		Total 12 73%	8 63%	20 69%
3	LAMMIE Bobby	↻ 7 68%	3 100%	10 78%
		↻ 7 82%	3 100%	10 88%
		Total 14 75%	6 100%	20 83%
2	CANNON Gregor	↻ 6 83%	3 92%	9 86%
		↻ 8 75%	3 83%	11 77%
		Total 14 79%	6 88%	20 81%
1	SLOAN Derrick	↻ 10 73%	0 -	10 73%
		↻ 9 94%	1 75%	10 93%
		Total 19 83%	1 75%	20 83%
A	SCHREIBER Alasdair	↻ 0 -	0 -	0 -
		↻ 0 -	0 -	0 -
		Total 0 -	0 -	0 -
Team		↻ 32 73%	9 75%	41 73%
		↻ 27 84%	12 85%	39 85%
		Total 59 78%	21 81%	80 79%

Note:
Team position and functions are attached to each team member's name as follows:
4 = Fourth, 3 = Third, 2 = Second, 1 = Lead, A = Alternate, S = Skip, V = Vice-Skip

Legend:
↻ Clockwise ↻ Counter-clockwise LSFE(*) Last Stone First End





Game Results

Sheet	Game	Team	LSFE	1	2	3	4	5	6	7	8	9	10	Extra Ends	Total
E	10	SWE - Sweden	*	0	2	0	1	0	0	2	0	2	1		8
	10	CZE - Czech Republic		0	0	1	0	1	2	0	2	0	0		6

SWE - Sweden	
4 V	MABERGS Patrik
3 S	ESKILSSON Gustav
2	NYMAN Fredrik
1	PATZ Johannes
A	-

CZE - Czech Republic	
4 S	KLIMA Lukas
3 V	CERNOVSKY Marek
2	JURIK Martin
1	MOKRIS Samuel
A	SPLAVEC Jakub

Time remaining: 2 minutes 7 seconds

Time-out: end 10 - SWE stone 8

Time remaining: 0 minutes 34 seconds

Time-out: end 9 - CZE stone 8

Note:
Team position and functions are attached to each team member's name as follows:
4 = Fourth, 3 = Third, 2 = Second, 1 = Lead, A = Alternate, S = Skip, V = Vice-Skip

Legend:
LSFE(*) Last Stone First End





Game Results

REVISED
1 FEB 14:15

Sheet	Game	Team	LSFE	1	2	3	4	5	6	7	8	9	10	Extra Ends	Total
A	1	KOR - Republic of Korea	*	2	0	0	0	0	3	1	1	0	X		7
	1	USA - United States of America		0	0	2	0	1	0	0	0	1	X		4

KOR - Republic of Korea	
4 S	SEONG Sehyeon
3 V	OH Eunsu
2	LEE Kijeong
1	LEE Kibok
A	KIM Chigu

USA - United States of America	
4 S	LEICHTER Alex
3 V	CLARK Nate
2	BOND Chris
1	WEBER Calvin
A	STOPERA Andrew

Last Stone Draw	Distance
☺ OH E	12.6cm
☺ SEONG S	29.7cm
Total	42.3cm

Last Stone Draw	Distance
☺ LEICHTER A	20.7cm
☺ BOND C	199.6cm
Total	220.3cm

Time remaining: 5 minutes 30 seconds

Time remaining: 6 minutes 34 seconds

Note:
Team position and functions are attached to each team member's name as follows:
4 = Fourth, 3 = Third, 2 = Second, 1 = Lead, A = Alternate, S = Skip, V = Vice-Skip

Legend:		
☺	Clockwise	☹
☹	Counter-clockwise	LSFE(*) Last Stone First End
X	Unfinished end due to concession	

USA: WEBER Calvin has had the spelling correction of his name





Game Results

Sheet	Game	Team	LSFE	1	2	3	4	5	6	7	8	9	10	Extra Ends	Total
B	1	CAN - Canada	*	3	2	0	1	0	1	X	X	X	X		7
	1	KAZ - Kazakhstan		0	0	0	0	1	0	X	X	X	X		1

CAN - Canada	
4 S	SQUIRES Aaron
3 V	KRELL Richard
2	NUTTALL Spencer
1	REID Fraser
A	CUDDIE Russell

KAZ - Kazakhstan	
4 S	KIM Daniel
3 V	ZHUZBAY Abylaikhan
2	GARAGUL Dmitriy
1	AKHMAD Renas
A	IRGEBAY Tamerlan

Last Stone Draw	Distance
☺ KRELL R	40.2cm
☺ SQUIRES A	151.2cm
Total	191.4cm

Last Stone Draw	Distance
☺ KIM D	121.0cm
☺ ZHUZBAY A	95.9cm
Total	216.9cm

Time remaining: 21 minutes 32 seconds

Time remaining: 19 minutes 57 seconds

Note:
Team position and functions are attached to each team member's name as follows:
4 = Fourth, 3 = Third, 2 = Second, 1 = Lead, A = Alternate, S = Skip, V = Vice-Skip

Legend:
☺ Clockwise ☹ Counter-clockwise LSFE(*) Last Stone First End
X Unfinished end due to concession



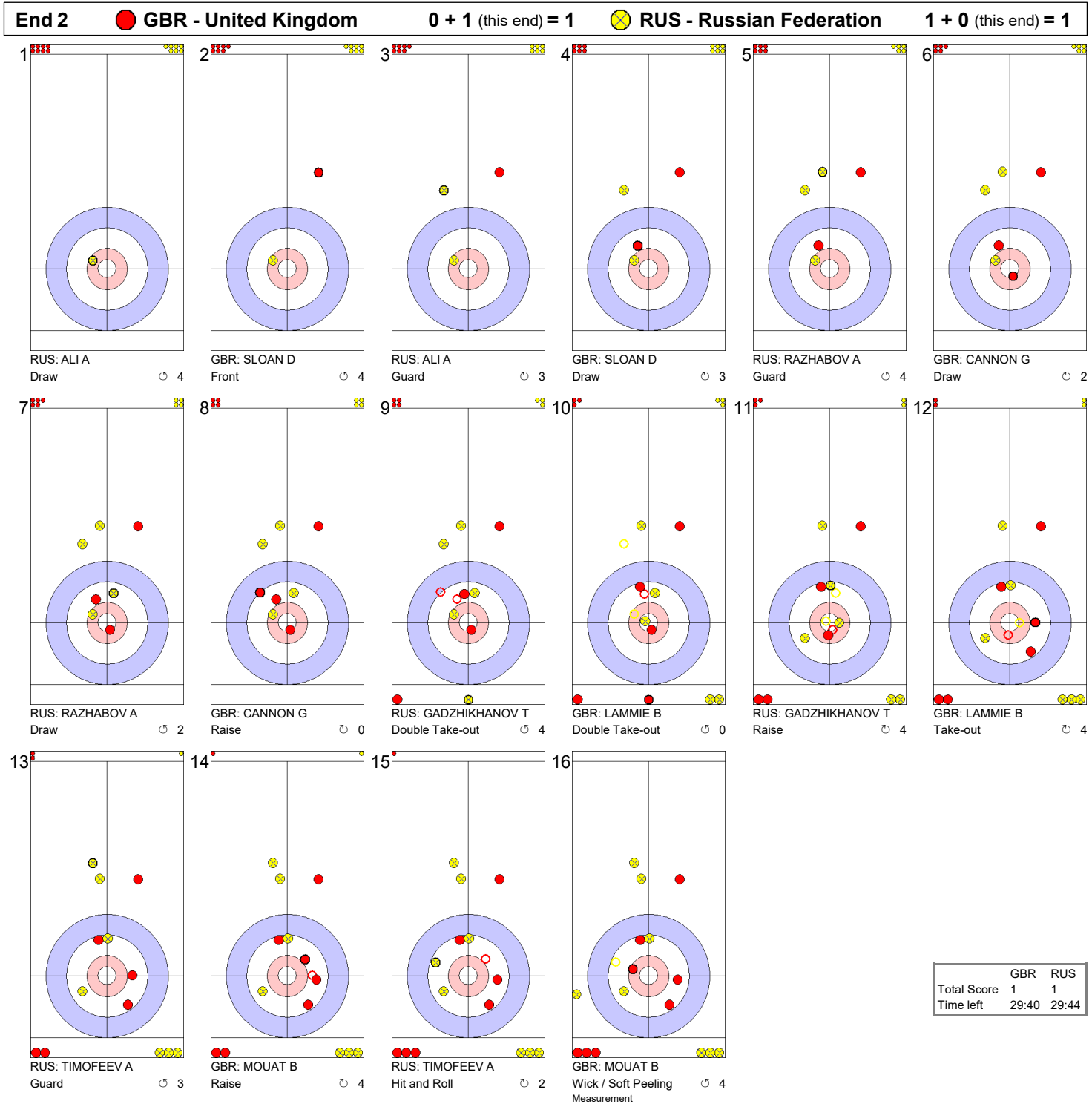


Game - Shot by Shot



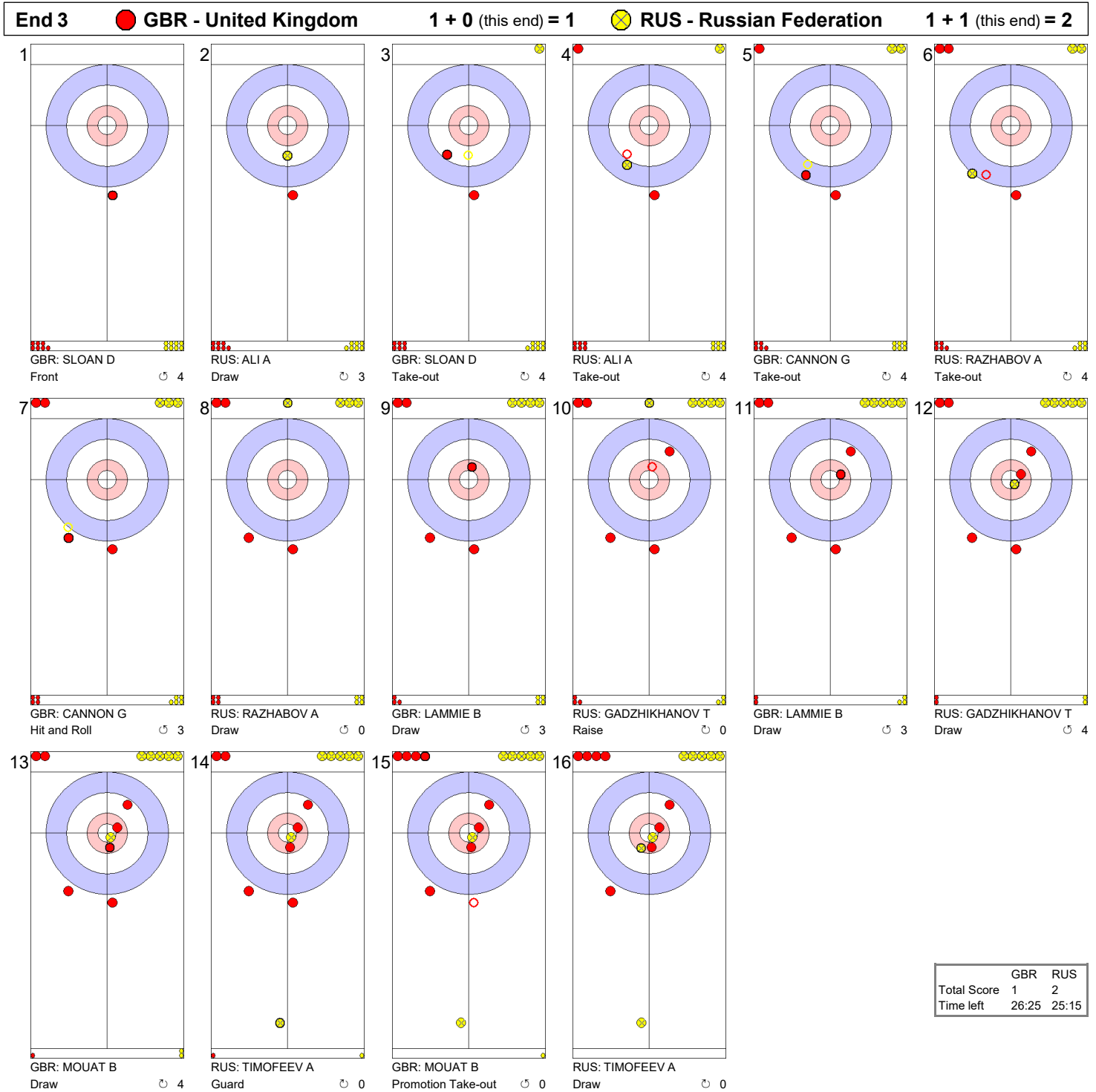


Game - Shot by Shot



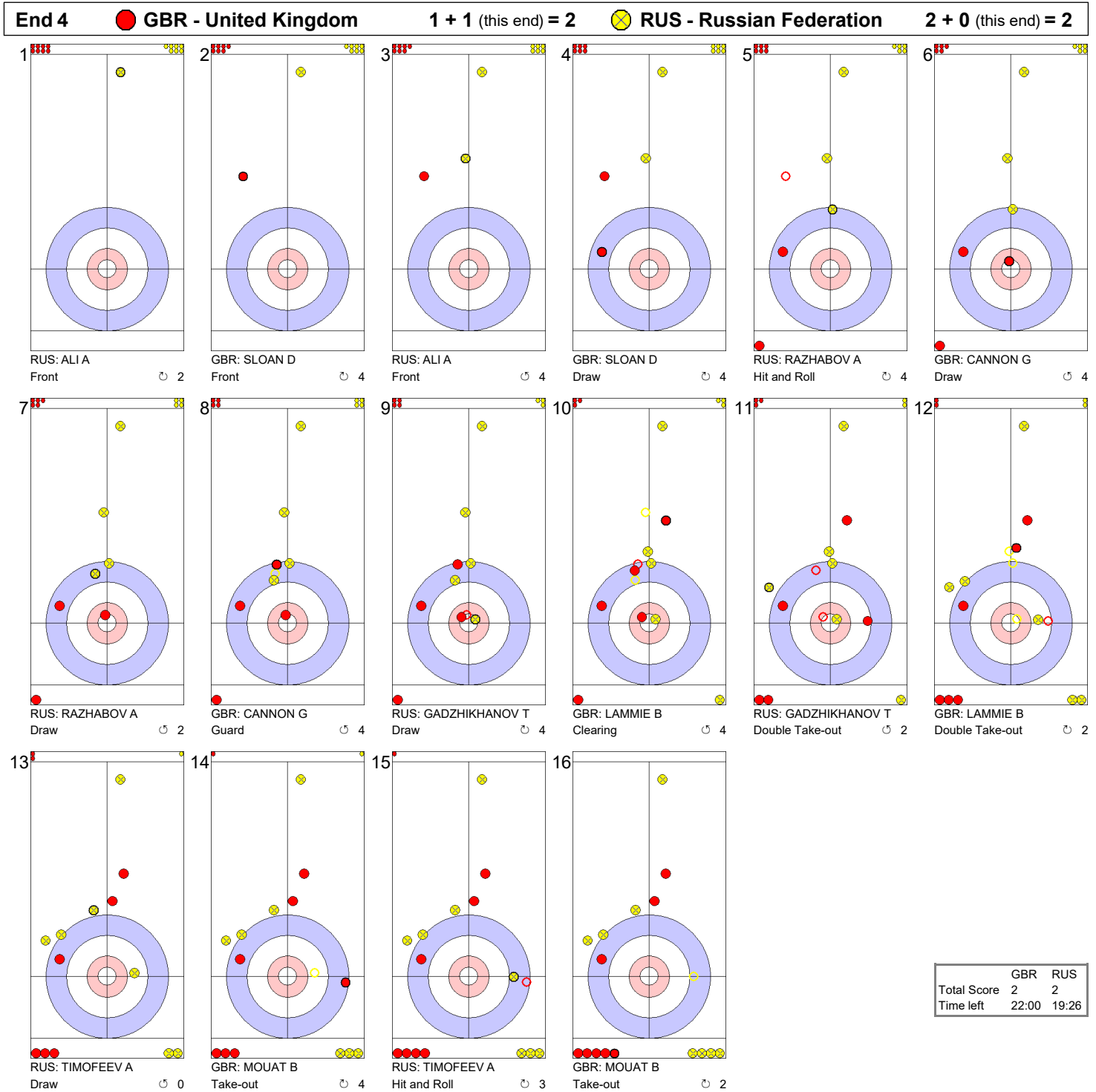


Game - Shot by Shot



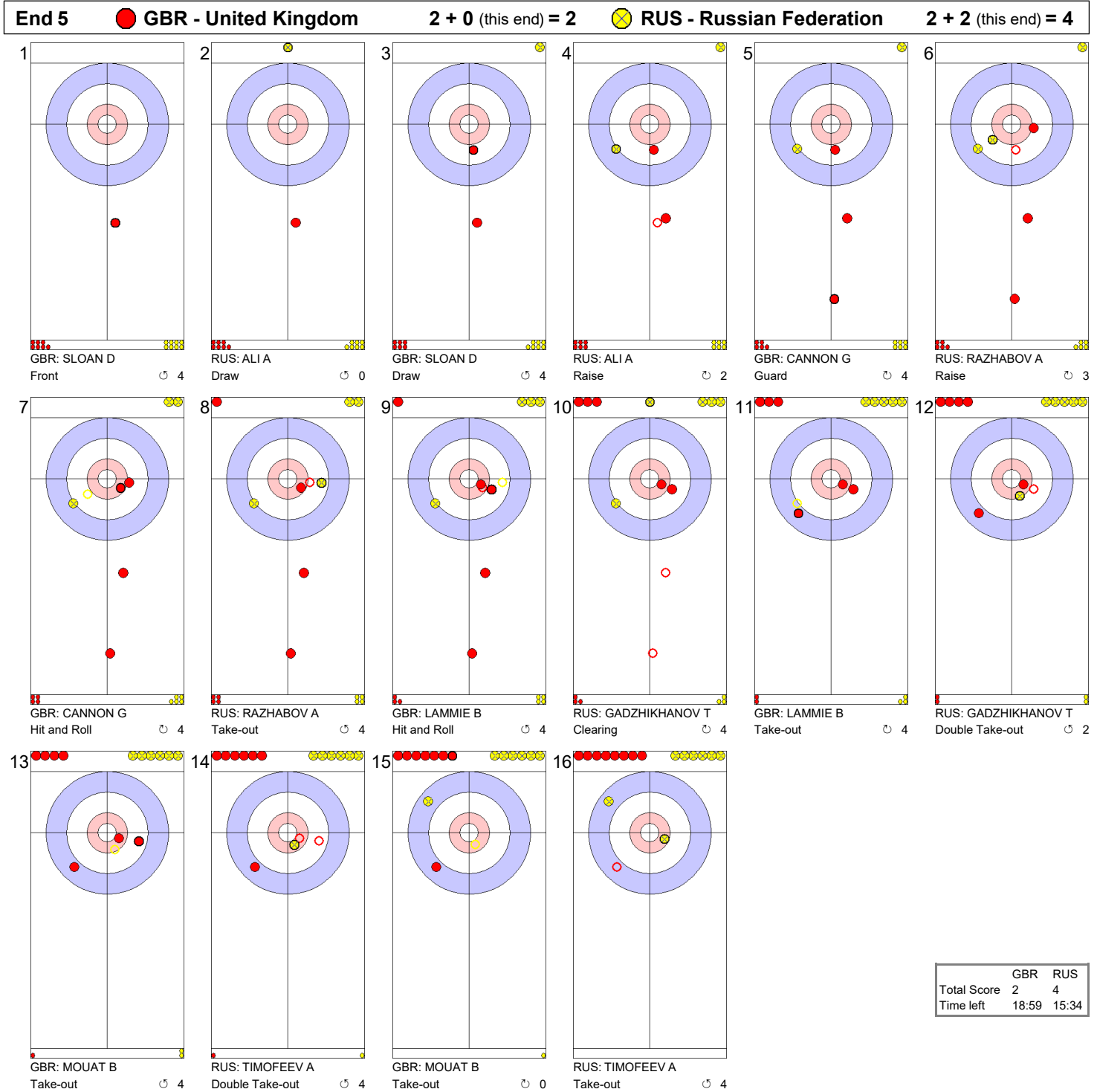


Game - Shot by Shot



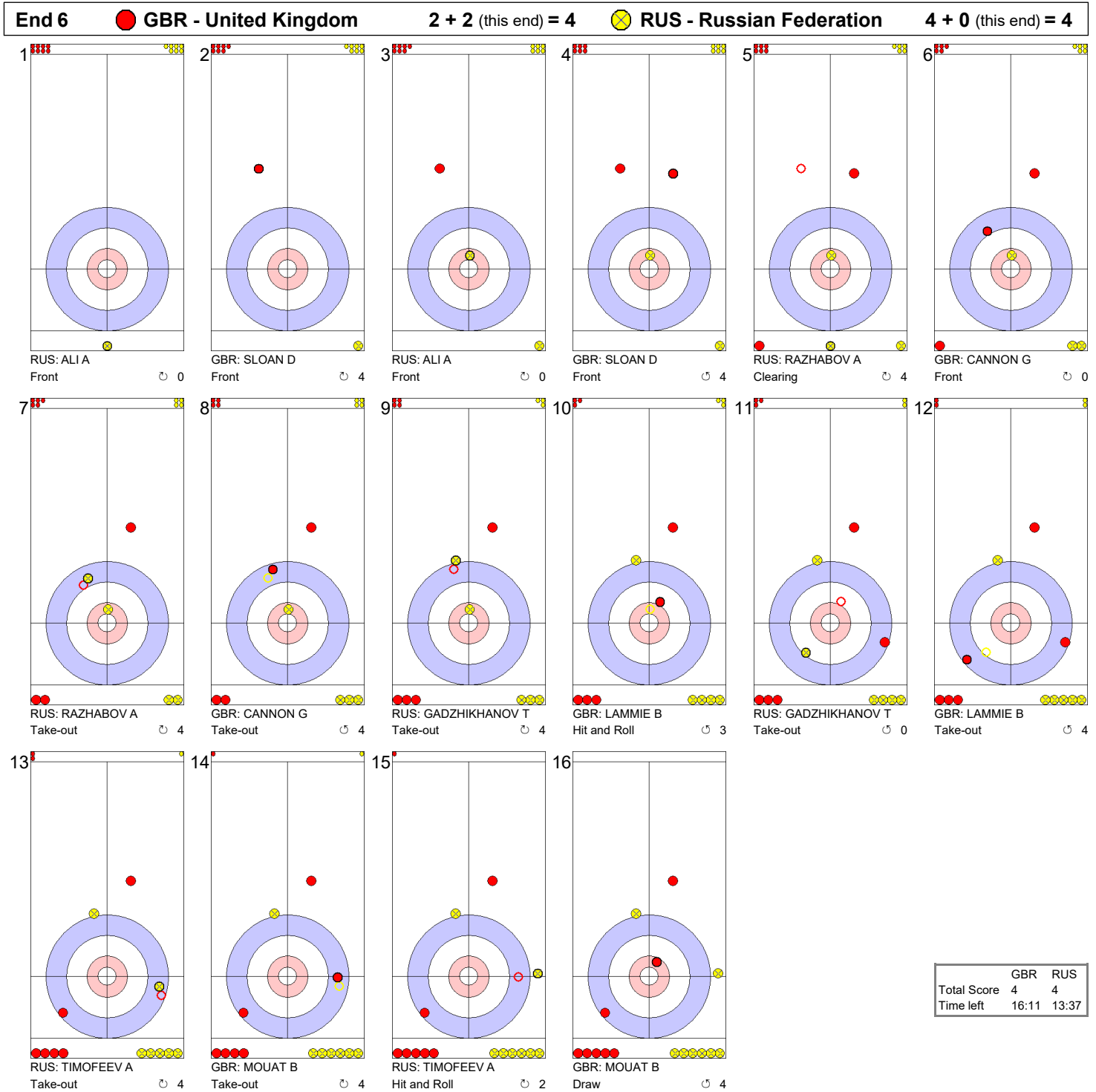


Game - Shot by Shot





Game - Shot by Shot





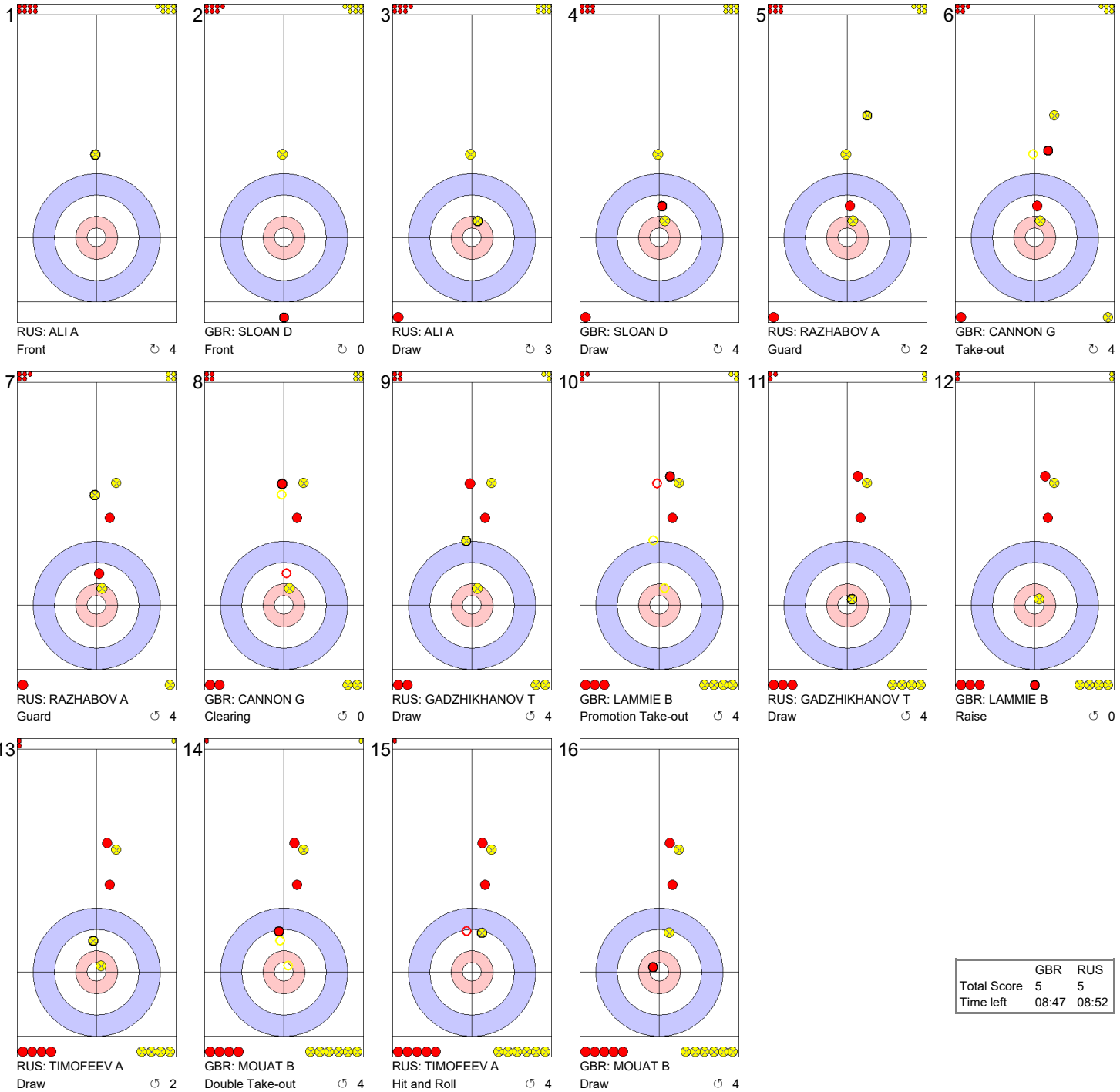
Game - Shot by Shot





Game - Shot by Shot

End 8 ● GBR - United Kingdom 4 + 1 (this end) = 5 ● RUS - Russian Federation 5 + 0 (this end) = 5

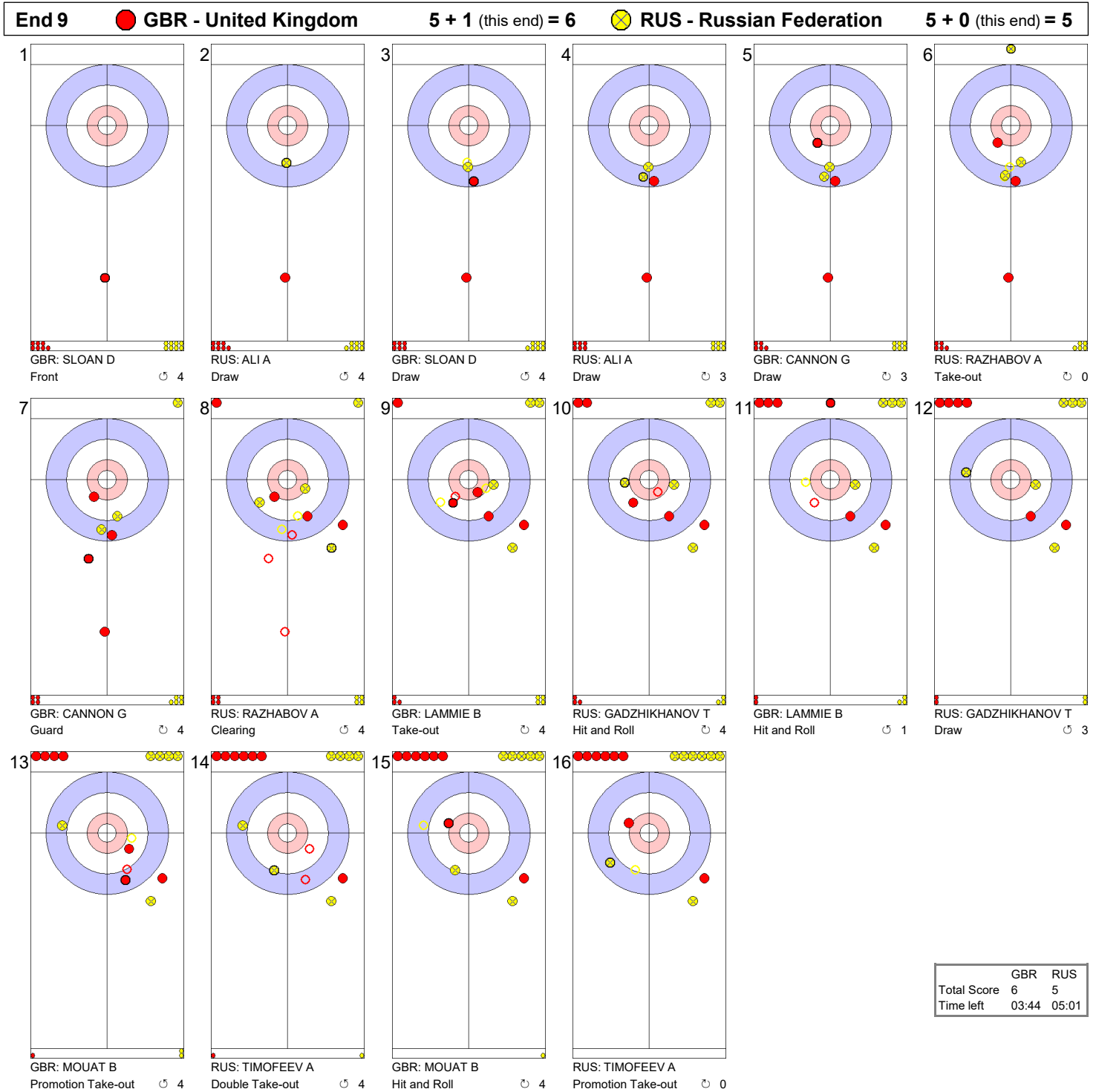


	GBR	RUS
Total Score	5	5
Time left	08:47	08:52





Game - Shot by Shot





Game - Shot by Shot

End 10 ● GBR - United Kingdom 6 + 3 (this end) = 9 ● RUS - Russian Federation 5 + 0 (this end) = 5





Game Results

Sheet	Game	Team	LSFE	1	2	3	4	5	6	7	8	9	10	Extra Ends	Total
C	1	GBR - United Kingdom		0	1	0	1	0	2	0	1	1	3		9
	1	RUS - Russian Federation	*	1	0	1	0	2	0	1	0	0	0		5

GBR - United Kingdom		Shot Success Game
4 S	MOUAT Bruce	84%
3 V	LAMMIE Bobby	78%
2	CANNON Gregor	75%
1	SLOAN Derrick	88%
A	SCHREIBER Alasdair	-
Team Total		81%

RUS - Russian Federation		Shot Success Game
4 S	TIMOFEEV Alexey	59%
3 V	GADZHIKHANOV Timur	70%
2	RAZHABOV Artur	70%
1	ALI Artur	71%
A	KLIMOV Evgeny	-
Team Total		68%

Last Stone Draw	Distance
⌚ MOUAT B	148.0cm
⌚ LAMMIE B	33.7cm
Total	181.7cm

Last Stone Draw	Distance
⌚ ALI A	37.7cm
⌚ TIMOFEEV A	14.6cm
Total	52.3cm

Time remaining: 1 minute 4 seconds

Time remaining: 1 minute 24 seconds

Time-out: end 10 - GBR stone 8

Time-out: end 10 - RUS stone 8

Shot Success Analysis

GBR - United Kingdom	Draws	Take-outs	Game
4 MOUAT Bruce	⌚ 3 100%	7 71%	10 80%
	⌚ 4 100%	6 79%	10 88%
	Total 7 100%	13 75%	20 84%
3 LAMMIE Bobby	⌚ 1 50%	6 92%	7 86%
	⌚ 5 70%	8 75%	13 73%
	Total 6 67%	14 82%	20 78%
2 CANNON Gregor	⌚ 8 53%	5 100%	13 71%
	⌚ 3 100%	4 69%	7 82%
	Total 11 66%	9 86%	20 75%
1 SLOAN Derrick	⌚ 6 79%	1 100%	7 82%
	⌚ 13 90%	0 -	13 90%
	Total 19 87%	1 100%	20 88%
A SCHREIBER Alasdair	⌚ 0 -	0 -	0 -
	⌚ 0 -	0 -	0 -
	Total 0 -	0 -	0 -
Team	⌚ 18 69%	19 87%	37 78%
	⌚ 25 89%	18 75%	43 83%
	Total 43 81%	37 81%	80 81%

RUS - Russian Federation	Draws	Take-outs	Game
4 TIMOFEEV Alexey	⌚ 4 25%	7 54%	11 43%
	⌚ 3 42%	6 96%	9 78%
	Total 7 32%	13 73%	20 59%
3 GADZHIKHANOV Timur	⌚ 4 50%	5 90%	9 72%
	⌚ 5 75%	6 63%	11 68%
	Total 9 64%	11 75%	20 70%
2 RAZHABOV Artur	⌚ 4 50%	6 79%	10 68%
	⌚ 5 60%	5 85%	10 73%
	Total 9 56%	11 82%	20 70%
1 ALI Artur	⌚ 11 61%	1 100%	12 65%
	⌚ 8 81%	0 -	8 81%
	Total 19 70%	1 100%	20 71%
A KLIMOV Evgeny	⌚ 0 -	0 -	0 -
	⌚ 0 -	0 -	0 -
	Total 0 -	0 -	0 -
Team	⌚ 23 51%	19 74%	42 61%
	⌚ 21 69%	17 81%	38 74%
	Total 44 60%	36 77%	80 68%

Note:

Team position and functions are attached to each team member's name as follows:
4 = Fourth, **3** = Third, **2** = Second, **1** = Lead, **A** = Alternate, **S** = Skip, **V** = Vice-Skip

Legend:

⌚ Clockwise

⌚ Counter-clockwise

LSFE(*) Last Stone First End



Game Results

Sheet	Game	Team	LSFE	1	2	3	4	5	6	7	8	9	10	Extra Ends	Total
D	1	SWE - Sweden	*	2	1	2	1	0	2	3	X	X	X		11
	1	CZE - Czech Republic		0	0	0	0	2	0	0	X	X	X		2

SWE - Sweden	
4 V	MABERGS Patrik
3 S	ESKILSSON Gustav
2	NYMAN Fredrik
1	PATZ Johannes
A	-

CZE - Czech Republic	
4 S	KLIMA Lukas
3 V	CERNOVSKY Marek
2	JURIK Martin
1	MOKRIS Samuel
A	SPLAVEC Jakub

Last Stone Draw	Distance
⌚ MABERGS P	3.1cm
⌚ ESKILSSON G	70.7cm
Total	73.8cm

Last Stone Draw	Distance
⌚ KLIMA L	49.0cm
⌚ MOKRIS S	157.4cm
Total	206.4cm

Time remaining: 16 minutes 28 seconds

Time remaining: 12 minutes 50 seconds

Note:
Team position and functions are attached to each team member's name as follows:
4 = Fourth, 3 = Third, 2 = Second, 1 = Lead, A = Alternate, S = Skip, V = Vice-Skip

Legend:
⌚ Clockwise ⌚ Counter-clockwise LSFE(*) Last Stone First End
X Unfinished end due to concession



Game Results

Sheet	Game	Team	LSFE	1	2	3	4	5	6	7	8	9	10	Extra Ends	Total
E	1	NOR - Norway	*	0	2	0	0	2	0	0	2	0	0		6
	1	JPN - Japan		0	0	0	1	0	2	1	0	2	1		7

NOR - Norway	
4 S	WALSTAD Steffen
3 V	HOEIBERG Markus
2	NEDREGOTTEN Magnus
1	ROELVAAG Sander
A	-

JPN - Japan	
4 S	HIRATA Kohsuke
3 V	MIURA Yoshiya
2	OTANI Hiromu
1	KAMADA Yuto
A	SHIKANO Daiki

Last Stone Draw		Distance
⌚	HOEIBERG M	34.8cm
⌚	NEDREGOTTEN M	10.7cm
Total		45.5cm

Last Stone Draw		Distance
⌚	KAMADA Y	50.3cm
⌚	HIRATA K	13.8cm
Total		64.1cm

Time remaining: 10 minutes 18 seconds

Time remaining: 2 minutes 13 seconds

Time-out: end 9 - JPN stone 5

Note:
Team position and functions are attached to each team member's name as follows:
4 = Fourth, 3 = Third, 2 = Second, 1 = Lead, A = Alternate, S = Skip, V = Vice-Skip

Legend:
⌚ Clockwise ⌚ Counter-clockwise LSFE(*) Last Stone First End





Game Results

REVISED
1 FEB 14:18

Sheet	Game	Team	LSFE	1	2	3	4	5	6	7	8	9	10	Extra Ends	Total
B	2	USA - United States of America	*	0	0	0	1	0	1	0	0	1	0		3
	2	CZE - Czech Republic		0	0	0	0	1	0	3	0	0	0		4

USA - United States of America	
4 S	LEICHTER Alex
3 V	CLARK Nate
2	BOND Chris
1	STOPERA Andrew
A	WEBER Calvin

CZE - Czech Republic	
4 S	KLIMA Lukas
3 V	CERNOVSKY Marek
2	JURIK Martin
1	MOKRIS Samuel
A	SPLAVEC Jakub

Last Stone Draw		Distance
⌚	CLARK N	11.1cm
⌚	STOPERA A	126.4cm
Total		137.5cm

Last Stone Draw		Distance
⌚	CERNOVSKY M	38.9cm
⌚	JURIK M	153.9cm
Total		192.8cm

Time remaining: 2 minutes 22 seconds

Time-out: end 9 - USA stone 7

Time remaining: 1 minute 16 seconds

Time-out: end 7 - CZE stone 7

Note:
Team position and functions are attached to each team member's name as follows:
4 = Fourth, 3 = Third, 2 = Second, 1 = Lead, A = Alternate, S = Skip, V = Vice-Skip

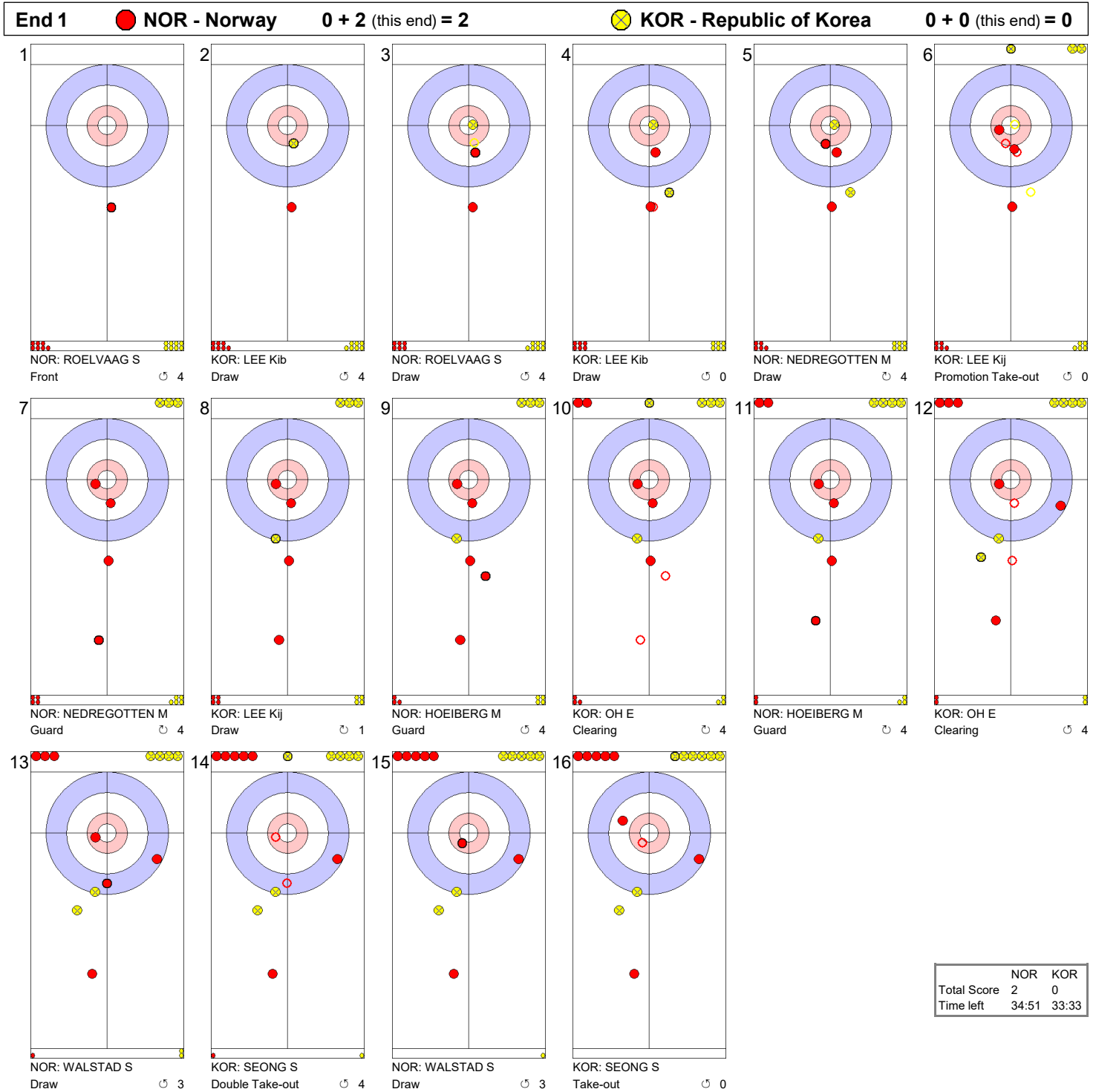
Legend:
⌚ Clockwise ⌚ Counter-clockwise LSFE(*) Last Stone First End

USA: WEBER Calvin has had the spelling correction of his name



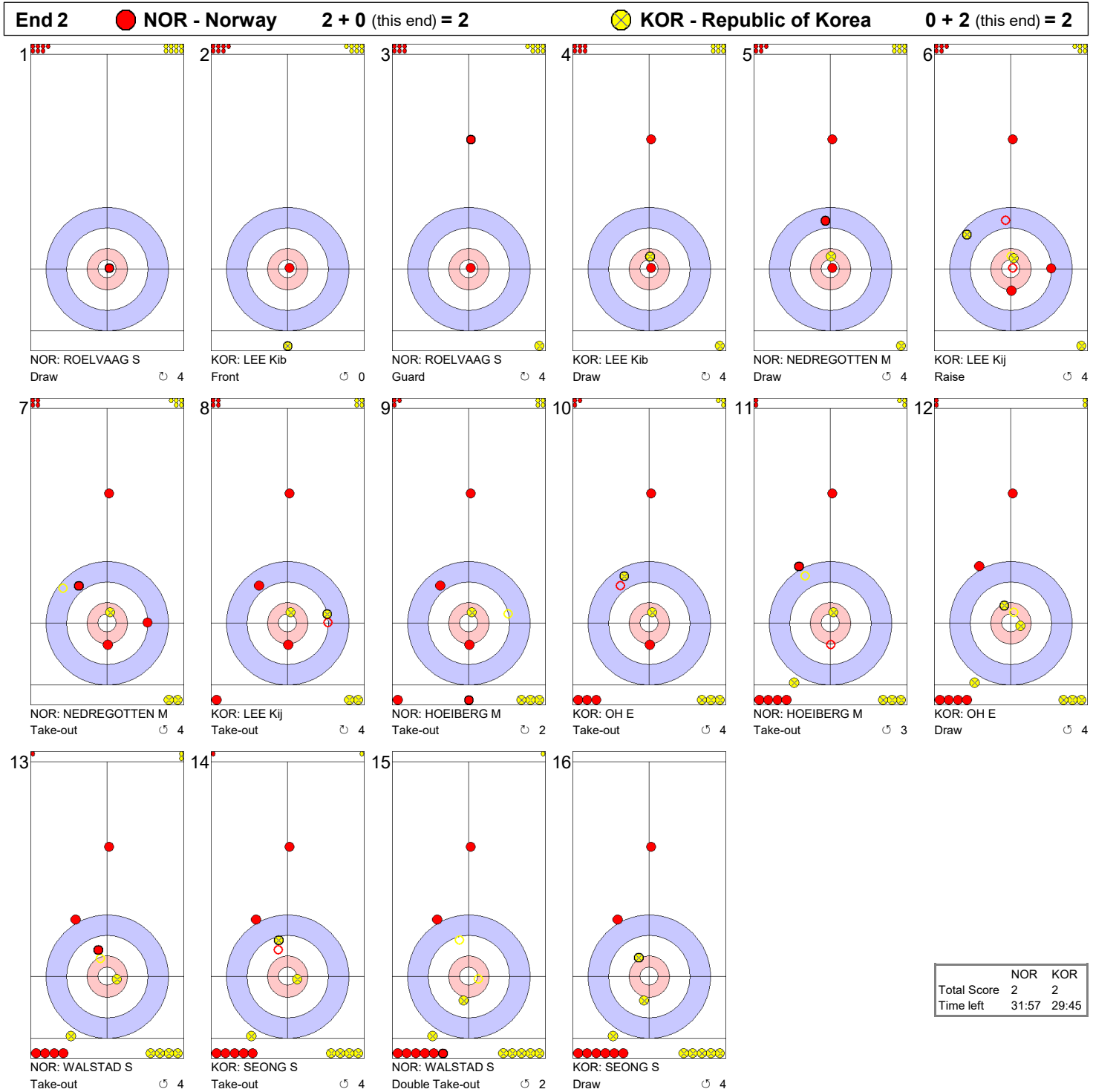


Game - Shot by Shot



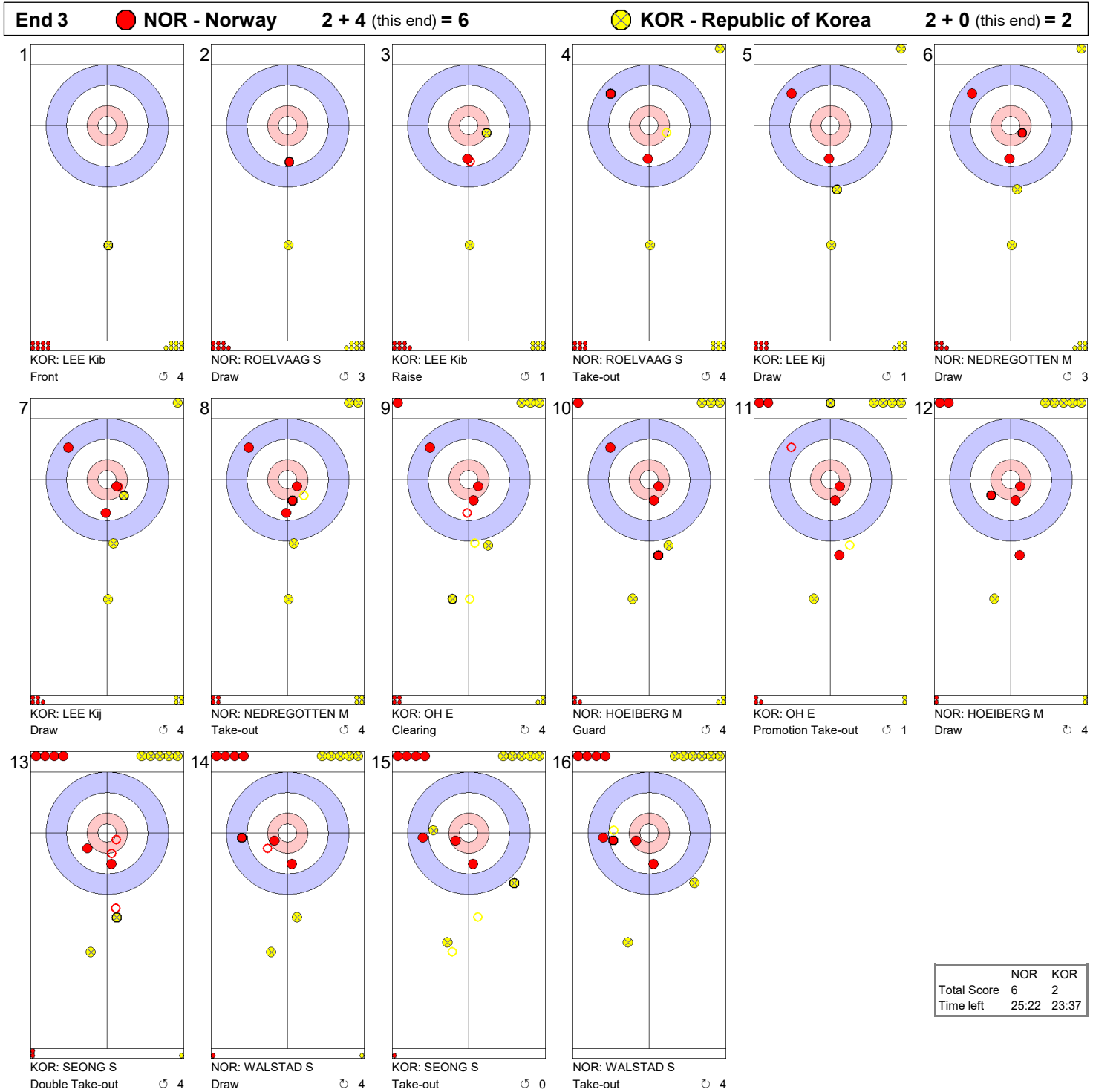


Game - Shot by Shot





Game - Shot by Shot



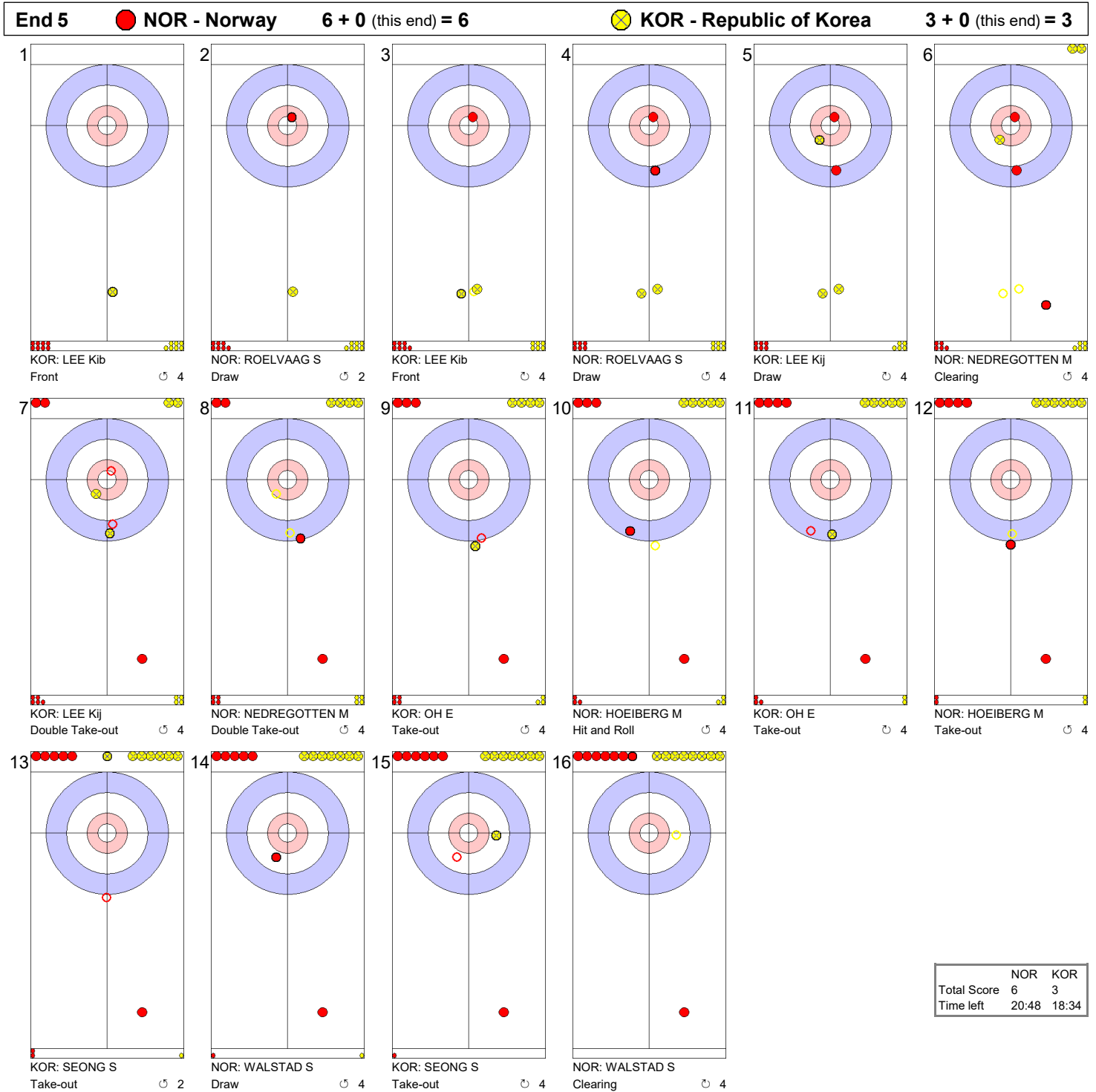


Game - Shot by Shot





Game - Shot by Shot



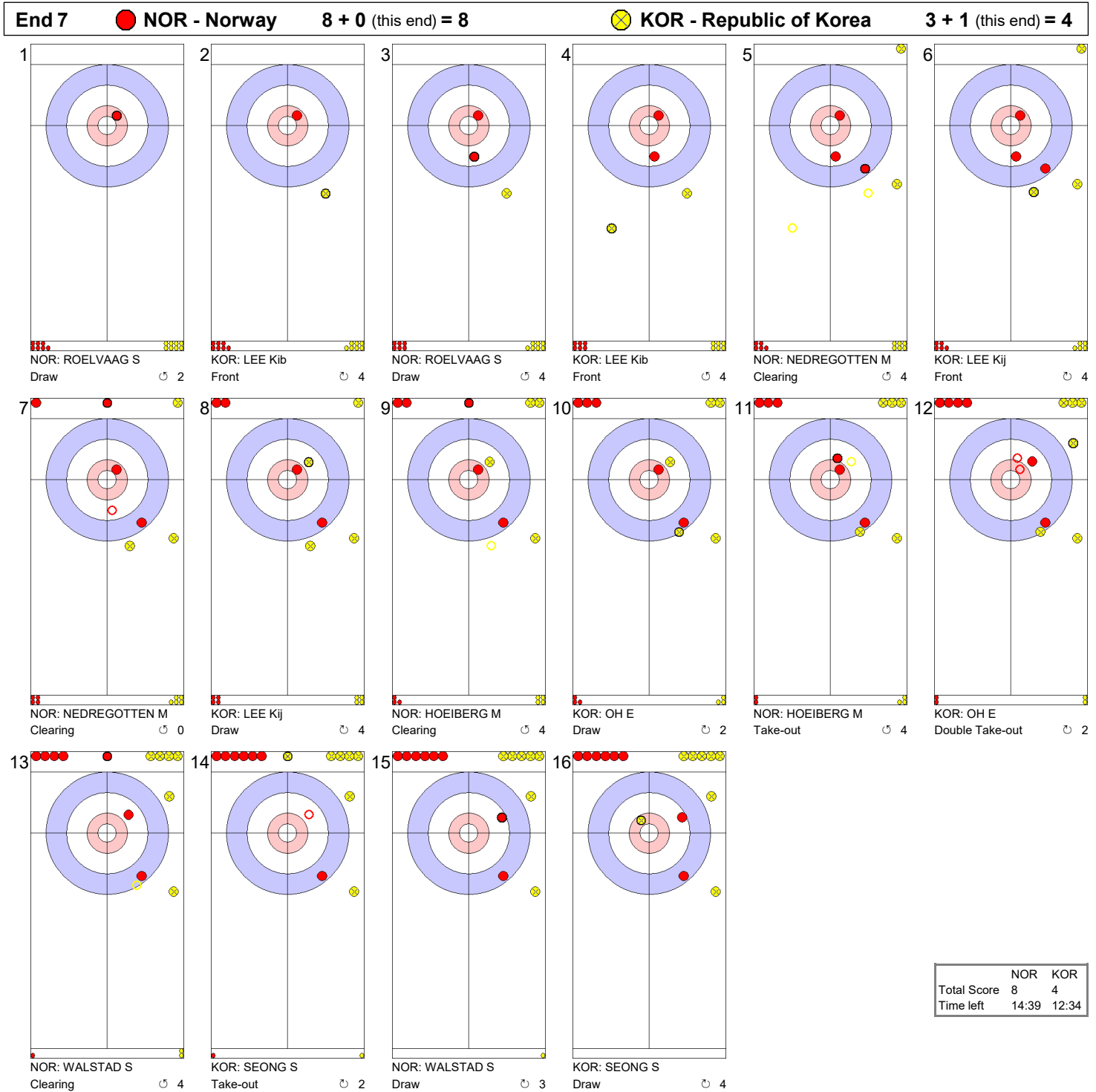


Game - Shot by Shot





Game - Shot by Shot





Game - Shot by Shot





Game Results

Sheet	Game	Team	LSFE	1	2	3	4	5	6	7	8	9	10	Extra Ends	Total
C	2	NOR - Norway		2	0	4	0	0	2	0	4	X	X		12
	2	KOR - Republic of Korea	*	0	2	0	1	0	0	1	0	X	X		4

NOR - Norway		Shot Success Game
4 S	WALSTAD Steffen	92%
3 V	HOEIBERG Markus	95%
2	NEDREGOTTEN Magnus	88%
1	ROELVAAG Sander	80%
A	-	-
Team Total		89%

KOR - Republic of Korea		Shot Success Game
4 S	SEONG Sehyeon	66%
3 V	OH Eunsu	77%
2	LEE Kijeong	84%
1	LEE Kibok	83%
A	KIM Chigu	-
Team Total		77%

Last Stone Draw	Distance
☺ HOEIBERG M	101.4cm
☹ NEDREGOTTEN M	199.6cm
Total	301.0cm

Last Stone Draw	Distance
☺ LEE Kij	199.6cm
☹ LEE Kib	48.6cm
Total	248.2cm

Time remaining: 12 minutes 1 second

Time remaining: 8 minutes 10 seconds

Shot Success Analysis

NOR - Norway	Draws	Take-outs	Game
4 WALSTAD Steffen	☺ 4 94%	3 100%	7 96%
	☹ 5 90%	4 88%	9 89%
	Total 9 92%	7 93%	16 92%
3 HOEIBERG Markus	☺ 2 100%	1 50%	3 83%
	☹ 2 100%	11 98%	13 98%
	Total 4 100%	12 94%	16 95%
2 NEDREGOTTEN Magnus	☺ 2 100%	0 -	2 100%
	☹ 2 88%	12 85%	14 86%
	Total 4 94%	12 85%	16 88%
1 ROELVAAG Sander	☺ 2 100%	0 -	2 100%
	☹ 12 73%	2 100%	14 77%
	Total 14 77%	2 100%	16 80%
A -	☺ 0 -	0 -	0 -
	☹ 0 -	0 -	0 -
	Total 0 -	0 -	0 -
Team	☺ 10 98%	4 88%	14 95%
	☹ 21 81%	29 91%	50 87%
	Total 31 86%	33 91%	64 89%

KOR - Republic of Korea	Draws	Take-outs	Game
4 SEONG Sehyeon	☺ 3 67%	2 75%	5 70%
	☹ 5 70%	6 58%	11 64%
	Total 8 69%	8 63%	16 66%
3 OH Eunsu	☺ 4 69%	4 88%	8 78%
	☹ 4 69%	4 81%	8 75%
	Total 8 69%	8 84%	16 77%
2 LEE Kijeong	☺ 6 88%	1 100%	7 89%
	☹ 7 89%	2 50%	9 81%
	Total 13 88%	3 67%	16 84%
1 LEE Kibok	☺ 4 100%	0 -	4 100%
	☹ 12 77%	0 -	12 77%
	Total 16 83%	0 -	16 83%
A KIM Chigu	☺ 0 -	0 -	0 -
	☹ 0 -	0 -	0 -
	Total 0 -	0 -	0 -
Team	☺ 17 82%	7 86%	24 83%
	☹ 28 78%	12 65%	40 74%
	Total 45 79%	19 72%	64 77%

Note:
Team position and functions are attached to each team member's name as follows:
4 = Fourth, 3 = Third, 2 = Second, 1 = Lead, A = Alternate, S = Skip, V = Vice-Skip

Legend:	LSFE(*) Last Stone First End
☺ Clockwise	☹ Counter-clockwise
X Unfinished end due to concession	





Game Results

Sheet	Game	Team	LSFE	1	2	3	4	5	6	7	8	9	10	Extra Ends	Total
E	2	CAN - Canada		0	1	0	1	0	1	0	1	0	X		4
	2	GBR - United Kingdom	*	3	0	1	0	1	0	1	0	3	X		9

CAN - Canada	
4 S	SQUIRES Aaron
3 V	KRELL Richard
2	NUTTALL Spencer
1	REID Fraser
A	CUDDIE Russell

GBR - United Kingdom	
4 S	MOUAT Bruce
3 V	LAMMIE Bobby
2	CANNON Gregor
1	SLOAN Derrick
A	SCHREIBER Alasdair

Last Stone Draw		Distance
↻	KRELL R	63.3cm
↻	SQUIRES A	12.6cm
Total		75.9cm

Last Stone Draw		Distance
↻	SLOAN D	55.9cm
↻	CANNON G	3.4cm
Total		59.3cm

Time remaining: 5 minutes 54 seconds

Time remaining: 7 minutes 49 seconds

Note:
Team position and functions are attached to each team member's name as follows:
4 = Fourth, 3 = Third, 2 = Second, 1 = Lead, A = Alternate, S = Skip, V = Vice-Skip

Legend:
↻ Clockwise ↻ Counter-clockwise LSFE(*) Last Stone First End
X Unfinished end due to concession





Game Results

Sheet	Game	Team	LSFE	1	2	3	4	5	6	7	8	9	10	Extra Ends	Total
A	3	RUS - Russian Federation	*	2	0	0	0	1	0	0	1	0	0		4
	3	CAN - Canada		0	0	2	1	0	1	0	0	0	1		5

RUS - Russian Federation	
4 S	TIMOFEEV Alexey
3 V	GADZHIKHANOV Timur
2	RAZHABOV Artur
1	ALI Artur
A	KLIMOV Evgeny

CAN - Canada	
4 S	SQUIRES Aaron
3 V	KRELL Richard
2	NUTTALL Spencer
1	REID Fraser
A	CUDDIE Russell

Last Stone Draw		Distance
⌚	RAZHABOV A	50.6cm
⌚	GADZHIKHANOV T	16.2cm
Total		66.8cm

Last Stone Draw		Distance
⌚	REID F	46.6cm
⌚	NUTTALL S	32.7cm
Total		79.3cm

Time remaining: 0 minutes 58 seconds

Time remaining: 2 minutes 59 seconds

Time-out: end 8 - CAN stone 7

Note:
Team position and functions are attached to each team member's name as follows:
4 = Fourth, 3 = Third, 2 = Second, 1 = Lead, A = Alternate, S = Skip, V = Vice-Skip

Legend:
⌚ Clockwise ⌚ Counter-clockwise LSFE(*) Last Stone First End





Game Results

Sheet	Game	Team	LSFE	1	2	3	4	5	6	7	8	9	10	Extra Ends	Total
B	3	KOR - Republic of Korea	*	0	1	0	2	0	1	0	0	0	3		7
	3	JPN - Japan		0	0	2	0	1	0	1	1	1	0		6

KOR - Republic of Korea

4 S SEONG Sehyeon
3 V OH Eunsu
2 LEE Kijeong
1 LEE Kibok
A KIM Chigu

JPN - Japan

4 S HIRATA Kohsuke
3 V MIURA Yoshiya
2 OTANI Hiromu
1 KAMADA Yuto
A SHIKANO Daiki

Last Stone Draw

☺ SEONG S
☹ OH E

Distance

21.8cm
125.9cm

Total

147.7cm

Time remaining: 0 minutes 8 seconds

Time-out: end 10 - KOR stone 4

Last Stone Draw

☺ HIRATA K
☹ KAMADA Y

Distance

199.6cm
145.4cm

Total

345.0cm

Time remaining: 1 minute 13 seconds

Time-out: end 10 - JPN stone 3

Note:

Team position and functions are attached to each team member's name as follows:
4 = Fourth, 3 = Third, 2 = Second, 1 = Lead, A = Alternate, S = Skip, V = Vice-Skip

Legend:

☺ Clockwise

☹ Counter-clockwise

LSFE(*) Last Stone First End



Game - Shot by Shot



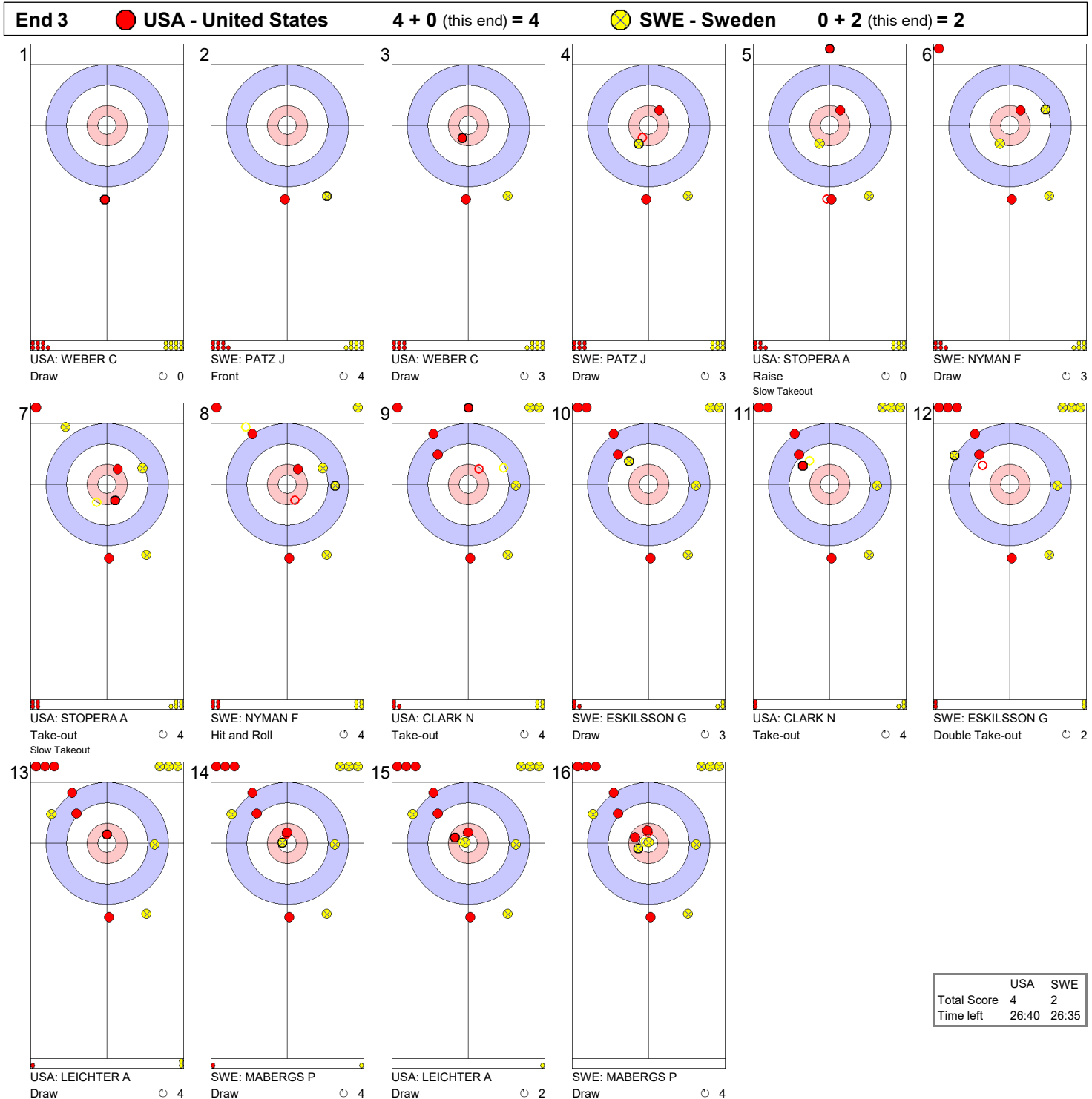


Game - Shot by Shot





Game - Shot by Shot



	USA	SWE
Total Score	4	2
Time left	26:40	26:35



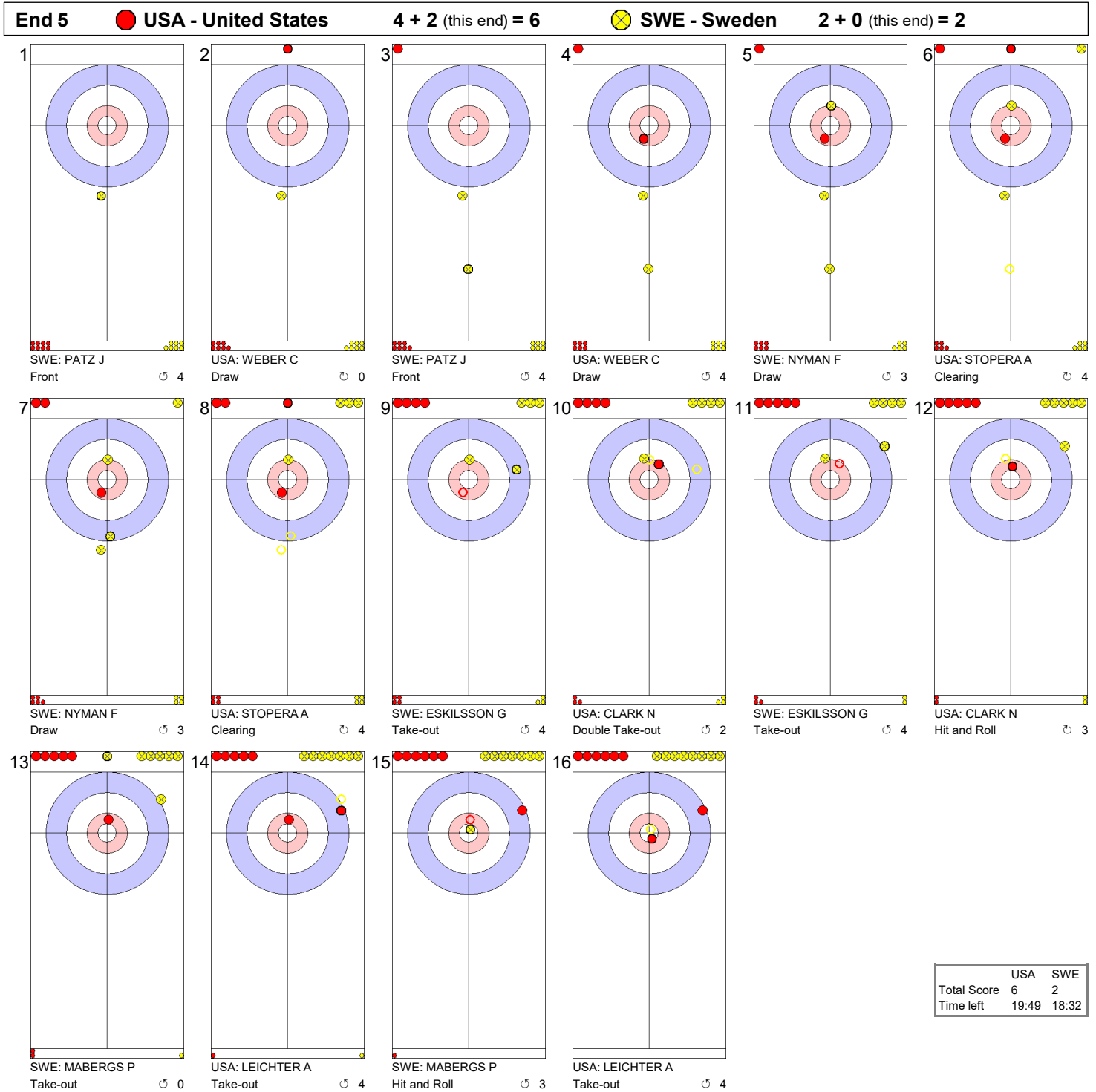


Game - Shot by Shot



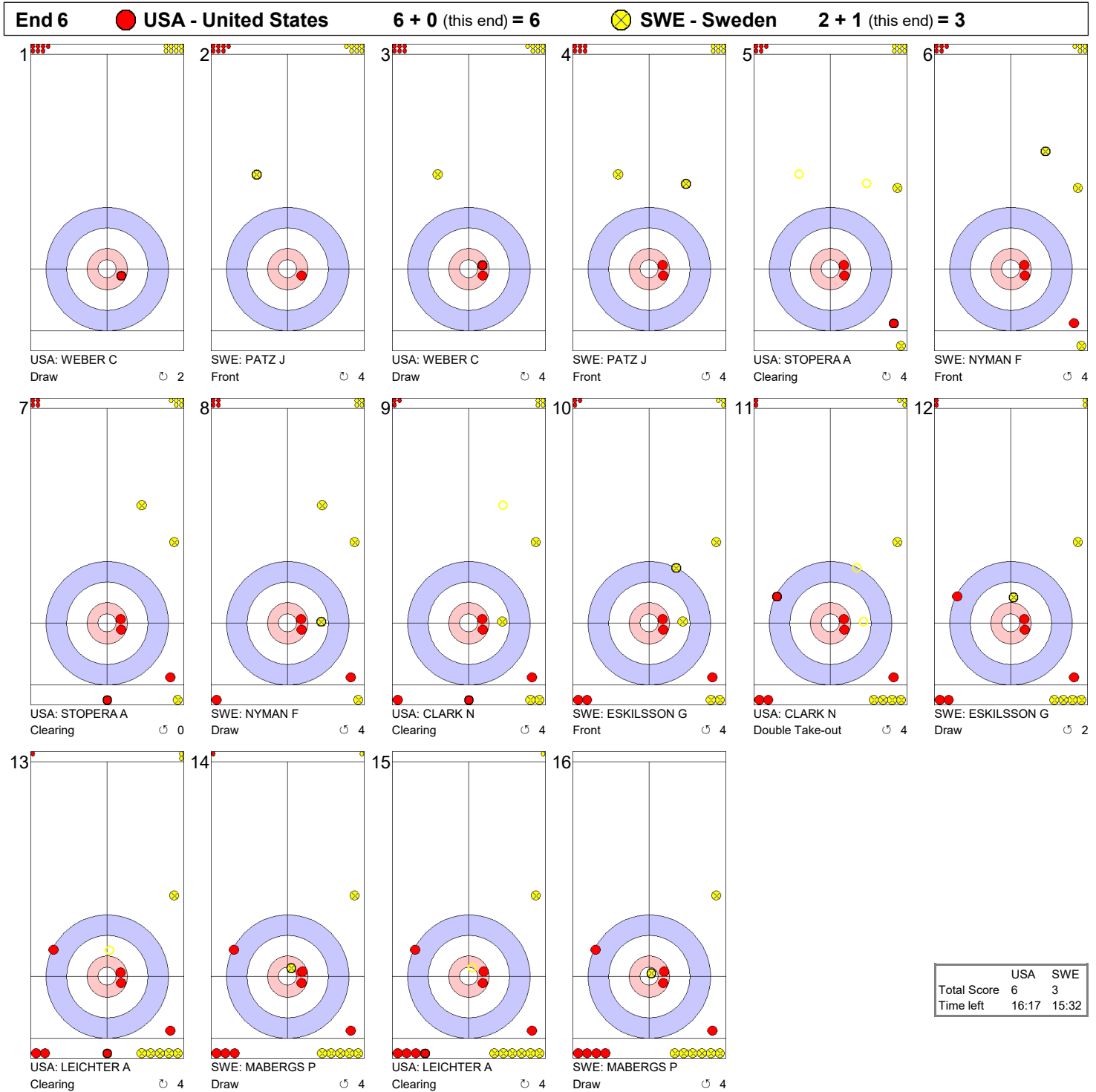


Game - Shot by Shot





Game - Shot by Shot

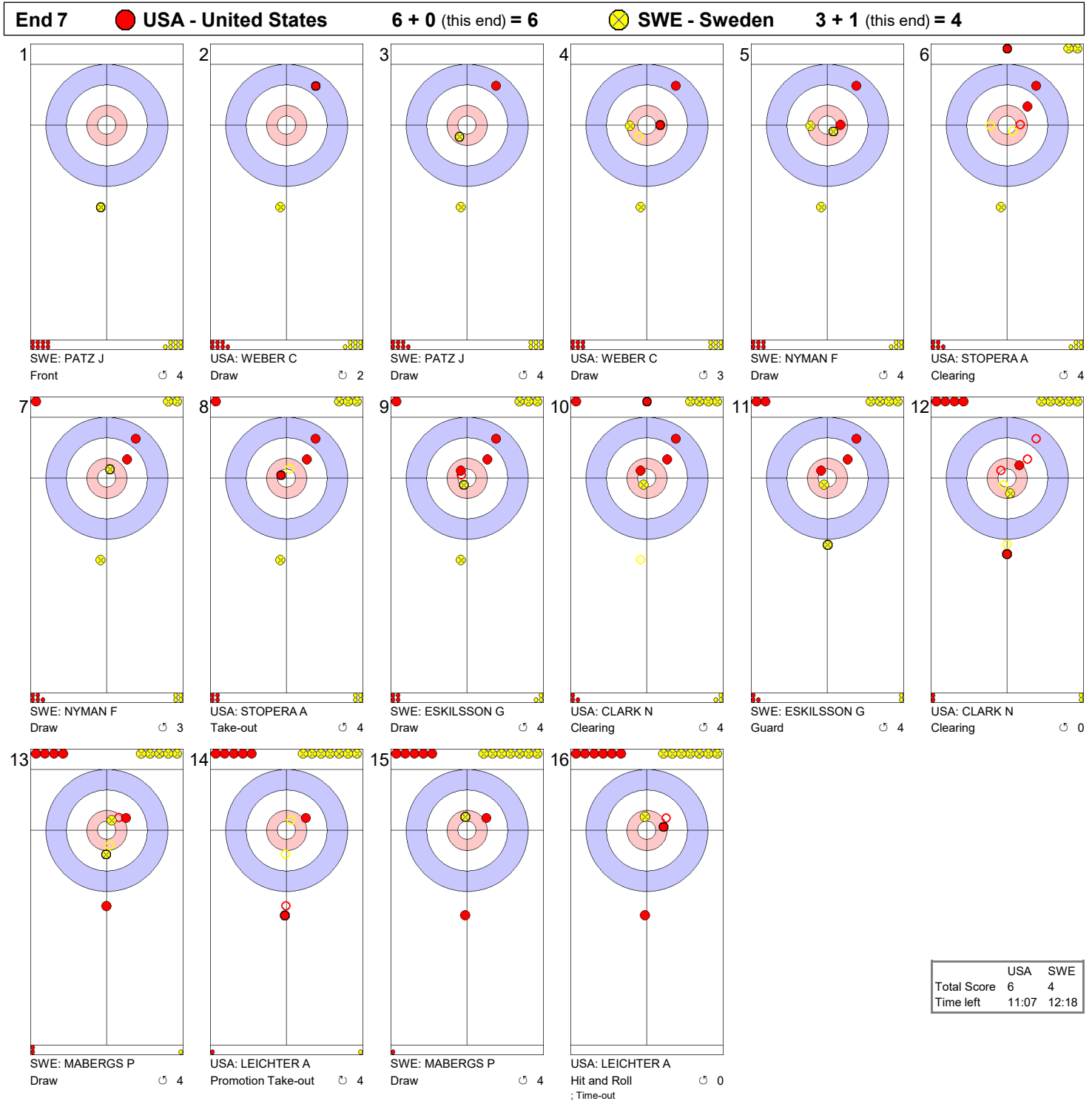


	USA	SWE
Total Score	6	3
Time left	16:17	15:32





Game - Shot by Shot



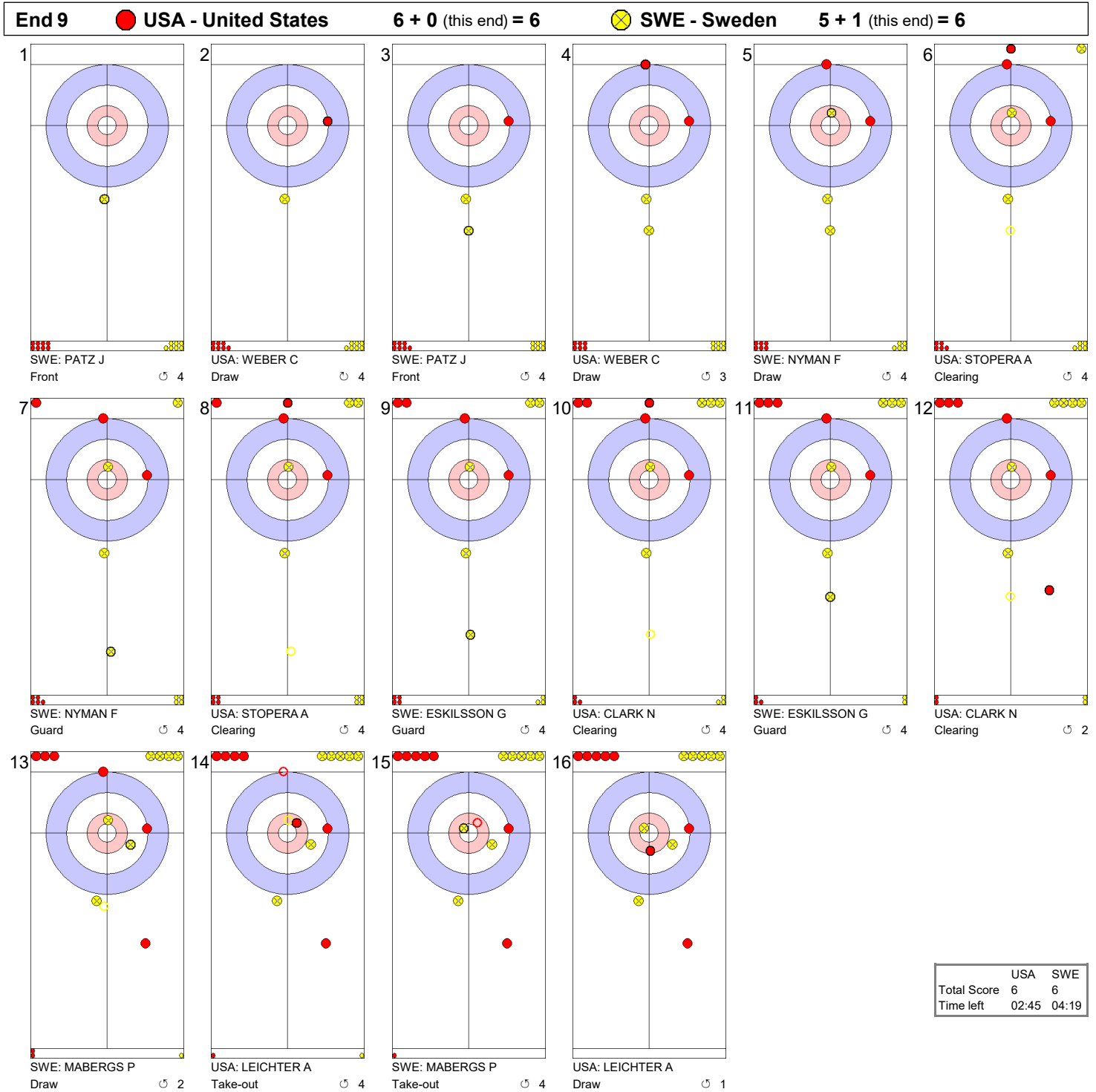


Game - Shot by Shot





Game - Shot by Shot



	USA	SWE
Total Score	6	6
Time left	02:45	04:19



Game - Shot by Shot





Game Results

REVISED

1 FEB 14:20

Sheet	Game	Team	LSFE	1	2	3	4	5	6	7	8	9	10	Extra Ends	Total
C	3	USA - United States of America		0	4	0	0	2	0	0	0	0	1		7
	3	SWE - Sweden	*	0	0	2	0	0	1	1	1	1	0		6

USA - United States of America		Shot Success Game
4 S	LEICHTER Alex	79%
3 V	CLARK Nate	75%
2	STOPERA Andrew	73%
1	WEBER Calvin	69%
A	BOND Chris	-
Team Total		74%

SWE - Sweden		Shot Success Game
4 V	MABERGS Patrik	79%
3 S	ESKILSSON Gustav	80%
2	NYMAN Fredrik	76%
1	PATZ Johannes	94%
A	-	-
Team Total		82%

Last Stone Draw	Distance
☺ WEBER C	71.4cm
☹ LEICHTER A	86.8cm
Total	158.2cm

Last Stone Draw	Distance
☺ PATZ J	44.7cm
☹ NYMAN F	35.3cm
Total	80.0cm

Time remaining: 0 minutes 58 seconds

Time-out: end 7 - USA stone 8

Time remaining: 1 minute 21 seconds

Time-out: end 10 - SWE stone 8

Shot Success Analysis

USA - United States of America	Draws	Take-outs	Game
4 LEICHTER Alex	☺ 6 71%	4 100%	10 83%
	☹ 1 25%	8 81%	9 75%
	Total 7 64%	12 88%	19 79%
3 CLARK Nate	☺ 1 100%	5 90%	6 92%
	☹ 1 100%	13 65%	14 68%
	Total 2 100%	18 72%	20 75%
2 STOPERA Andrew	☺ 3 67%	7 82%	10 78%
	☹ 0 -	10 68%	10 68%
	Total 3 67%	17 74%	20 73%
1 WEBER Calvin	☺ 15 68%	1 100%	16 70%
	☹ 4 63%	0 -	4 63%
	Total 19 67%	1 100%	20 69%
A BOND Chris	☺ 0 -	0 -	0 -
	☹ 0 -	0 -	0 -
	Total 0 -	0 -	0 -
Team	☺ 25 70%	17 90%	42 78%
	☹ 6 63%	31 70%	37 69%
	Total 31 69%	48 77%	79 74%

SWE - Sweden	Draws	Take-outs	Game
4 MABERGS Patrik	☺ 4 69%	2 50%	6 63%
	☹ 7 89%	7 82%	14 86%
	Total 11 82%	9 75%	20 79%
3 ESKILSSON Gustav	☺ 2 88%	4 50%	6 63%
	☹ 10 85%	4 94%	14 88%
	Total 12 85%	8 72%	20 80%
2 NYMAN Fredrik	☺ 3 75%	1 25%	4 63%
	☹ 11 84%	5 70%	16 80%
	Total 14 82%	6 63%	20 76%
1 PATZ Johannes	☺ 9 86%	0 -	9 86%
	☹ 10 100%	1 100%	11 100%
	Total 19 93%	1 100%	20 94%
A -	☺ 0 -	0 -	0 -
	☹ 0 -	0 -	0 -
	Total 0 -	0 -	0 -
Team	☺ 18 81%	7 46%	25 71%
	☹ 38 89%	17 82%	55 87%
	Total 56 87%	24 72%	80 82%

Note:

Team position and functions are attached to each team member's name as follows:
4 = Fourth, **3** = Third, **2** = Second, **1** = Lead, **A** = Alternate, **S** = Skip, **V** = Vice-Skip

Legend:

☺ Clockwise

☹ Counter-clockwise

LSFE(*) Last Stone First End

USA: WEBER Calvin has had the spelling correction of his name



Game Results

Sheet	Game	Team	LSFE	1	2	3	4	5	6	7	8	9	10	Extra Ends	Total
D	3	GBR - United Kingdom		0	0	0	0	2	0	1	1	2	1		7
	3	NOR - Norway	*	0	1	0	2	0	1	0	0	0	0		4

GBR - United Kingdom	
4 S	MOUAT Bruce
3 V	LAMMIE Bobby
2	CANNON Gregor
1	SLOAN Derrick
A	SCHREIBER Alasdair

NOR - Norway	
4 S	WALSTAD Steffen
3 V	HOEIBERG Markus
2	NEDREGOTTEN Magnus
1	ROELVAAG Sander
A	-

Last Stone Draw	Distance
⌚ LAMMIE B	28.7cm
⌚ MOUAT B	7.4cm
Total	36.1cm

Last Stone Draw	Distance
⌚ ROELVAAG S	8.0cm
⌚ WALSTAD S	24.1cm
Total	32.1cm

Time remaining: 6 minutes 16 seconds

Time remaining: 2 minutes 51 seconds

Time-out: end 10 - NOR stone 8

Note:
Team position and functions are attached to each team member's name as follows:
4 = Fourth, 3 = Third, 2 = Second, 1 = Lead, A = Alternate, S = Skip, V = Vice-Skip

Legend:
⌚ Clockwise ⌚ Counter-clockwise LSFE(*) Last Stone First End





Game Results

Sheet	Game	Team	LSFE	1	2	3	4	5	6	7	8	9	10	Extra Ends	Total
E	3	KAZ - Kazakhstan		0	0	0	0	1	0	1	X	X	X		2
	3	CZE - Czech Republic	*	3	1	2	0	0	4	0	X	X	X		10

KAZ - Kazakhstan	
4 S	KIM Daniel
3 V	ZHUZBAY Abylaikhan
2	GARAGUL Dmitriy
1	AKHMAD Renas
A	IRGEBAY Tamerlan

CZE - Czech Republic	
4 S	KLIMA Lukas
3 V	CERNOVSKY Marek
2	JURIK Martin
1	MOKRIS Samuel
A	SPLAVEC Jakub

Last Stone Draw	Distance
⌚ ZHUZBAY A	7.3cm
⌚ KIM D	95.3cm
Total	102.6cm

Last Stone Draw	Distance
⌚ MOKRIS S	35.3cm
⌚ KLIMA L	10.2cm
Total	45.5cm

Time remaining: 14 minutes 7 seconds

Time remaining: 15 minutes 33 seconds

Note:
Team position and functions are attached to each team member's name as follows:
4 = Fourth, 3 = Third, 2 = Second, 1 = Lead, A = Alternate, S = Skip, V = Vice-Skip

Legend:
⌚ Clockwise ⌚ Counter-clockwise LSFE(*) Last Stone First End
X Unfinished end due to concession





Game Results

Sheet	Game	Team	LSFE	1	2	3	4	5	6	7	8	9	10	Extra Ends	Total
A	4	CZE - Czech Republic		0	1	0	0	0	0	1	0	X	X		2
	4	NOR - Norway	*	0	0	4	1	1	0	0	1	X	X		7

CZE - Czech Republic	
4 S	KLIMA Lukas
3 V	CERNOVSKY Marek
2	JURIK Martin
1	MOKRIS Samuel
A	SPLAVEC Jakub

NOR - Norway	
4 S	WALSTAD Steffen
3 V	HOEIBERG Markus
2	NEDREGOTTEN Magnus
1	ROELVAAG Sander
A	-

Last Stone Draw	Distance
⌚ JURIK M	115.9cm
⌚ CERNOVSKY M	94.6cm
Total	210.5cm

Last Stone Draw	Distance
⌚ HOEIBERG M	100.5cm
⌚ NEDREGOTTEN M	80.5cm
Total	181.0cm

Time remaining: 6 minutes 56 seconds

Time remaining: 13 minutes 0 seconds

Note:
Team position and functions are attached to each team member's name as follows:
4 = Fourth, 3 = Third, 2 = Second, 1 = Lead, A = Alternate, S = Skip, V = Vice-Skip

Legend:
⌚ Clockwise ⌚ Counter-clockwise LSFE(*) Last Stone First End
X Unfinished end due to concession



Game Results

Sheet	Game	Team	LSFE	1	2	3	4	5	6	7	8	9	10	Extra Ends	Total
B	4	GBR - United Kingdom	*	2	0	0	3	2	0	1	X	X	X		8
	4	SWE - Sweden		0	1	1	0	0	1	0	X	X	X		3

GBR - United Kingdom

4 S MOUAT Bruce
3 V LAMMIE Bobby
2 CANNON Gregor
1 SLOAN Derrick
A SCHREIBER Alasdair

SWE - Sweden

4 V MABERGS Patrik
3 S ESKILSSON Gustav
2 NYMAN Fredrik
1 PATZ Johannes
A -

Last Stone Draw

⌚ CANNON G
⌚ SLOAN D

Distance

8.1cm
2.1cm

Total

10.2cm

Time remaining: 12 minutes 27 seconds

Last Stone Draw

⌚ MABERGS P
⌚ ESKILSSON G

Distance

19.7cm
199.6cm

Total

219.3cm

Time remaining: 9 minutes 52 seconds

Time-out: end 4 - SWE stone 7

Note:

Team position and functions are attached to each team member's name as follows:
4 = Fourth, 3 = Third, 2 = Second, 1 = Lead, A = Alternate, S = Skip, V = Vice-Skip

Legend:

⌚ Clockwise

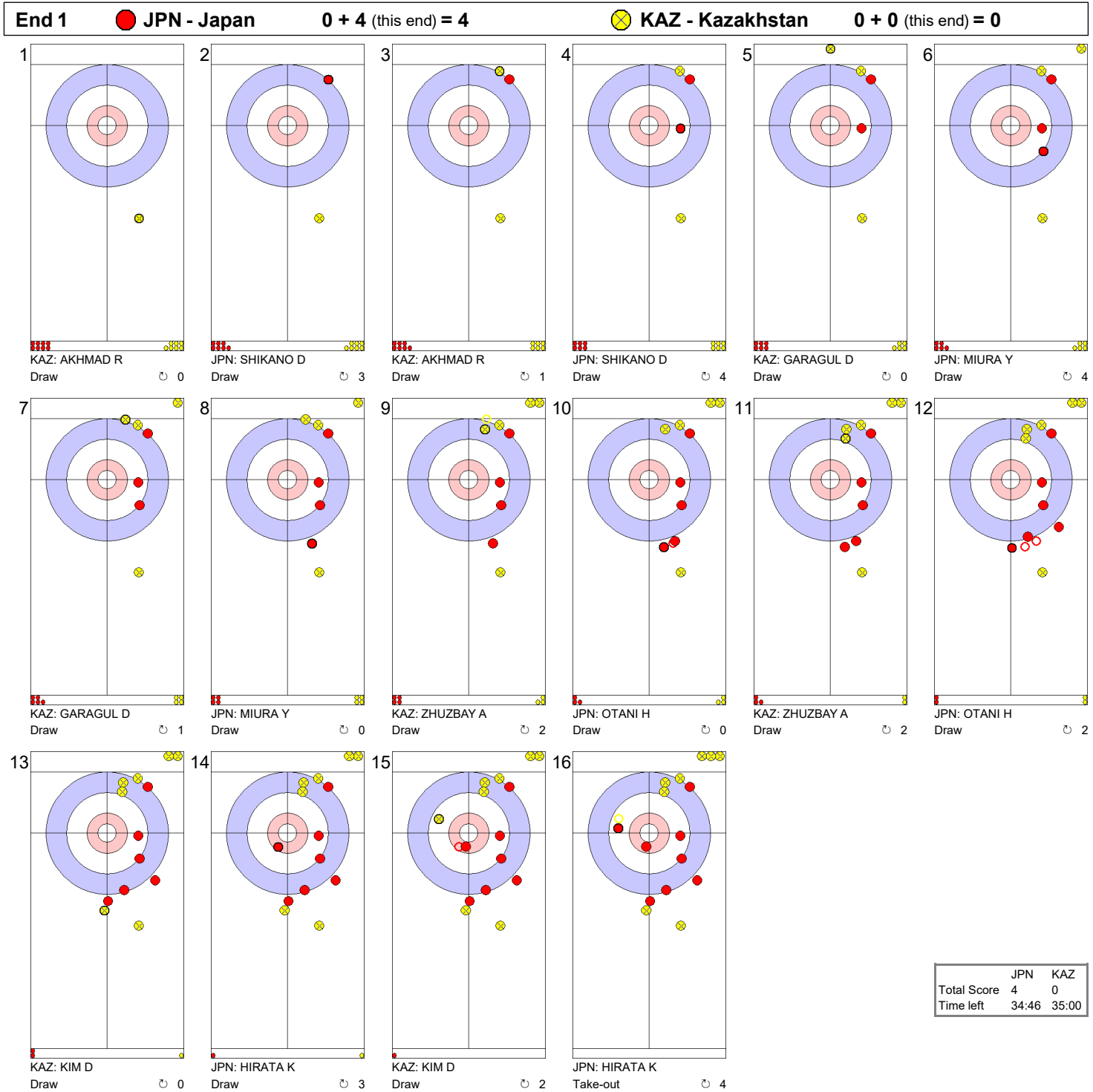
⌚ Counter-clockwise

LSFE(*) Last Stone First End

X Unfinished end due to concession

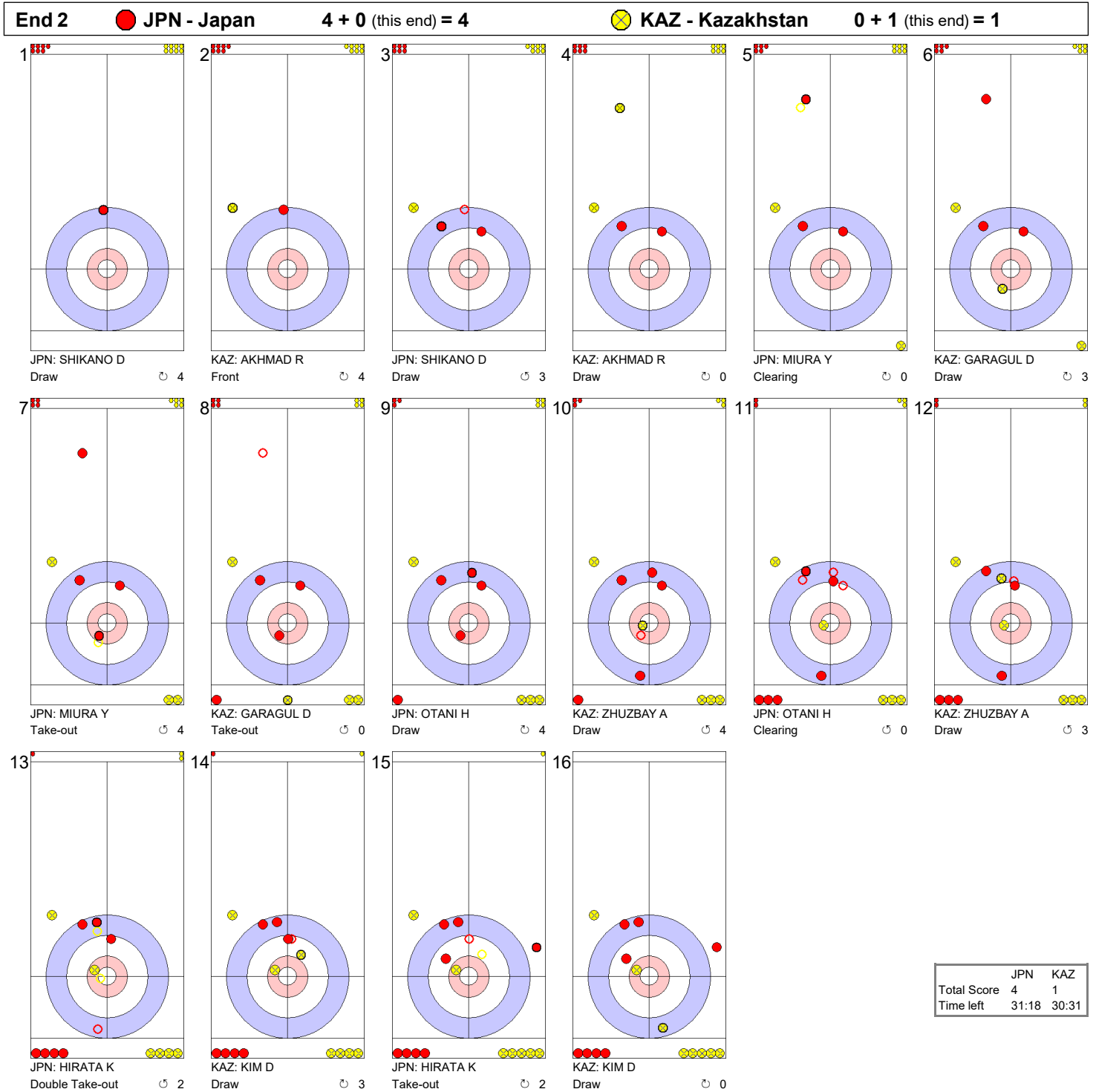


Game - Shot by Shot





Game - Shot by Shot



	JPN	KAZ
Total Score	4	1
Time left	31:18	30:31



Game - Shot by Shot





Game - Shot by Shot



	JPN	KAZ
Total Score	5	1
Time left	22:46	24:09





Game - Shot by Shot



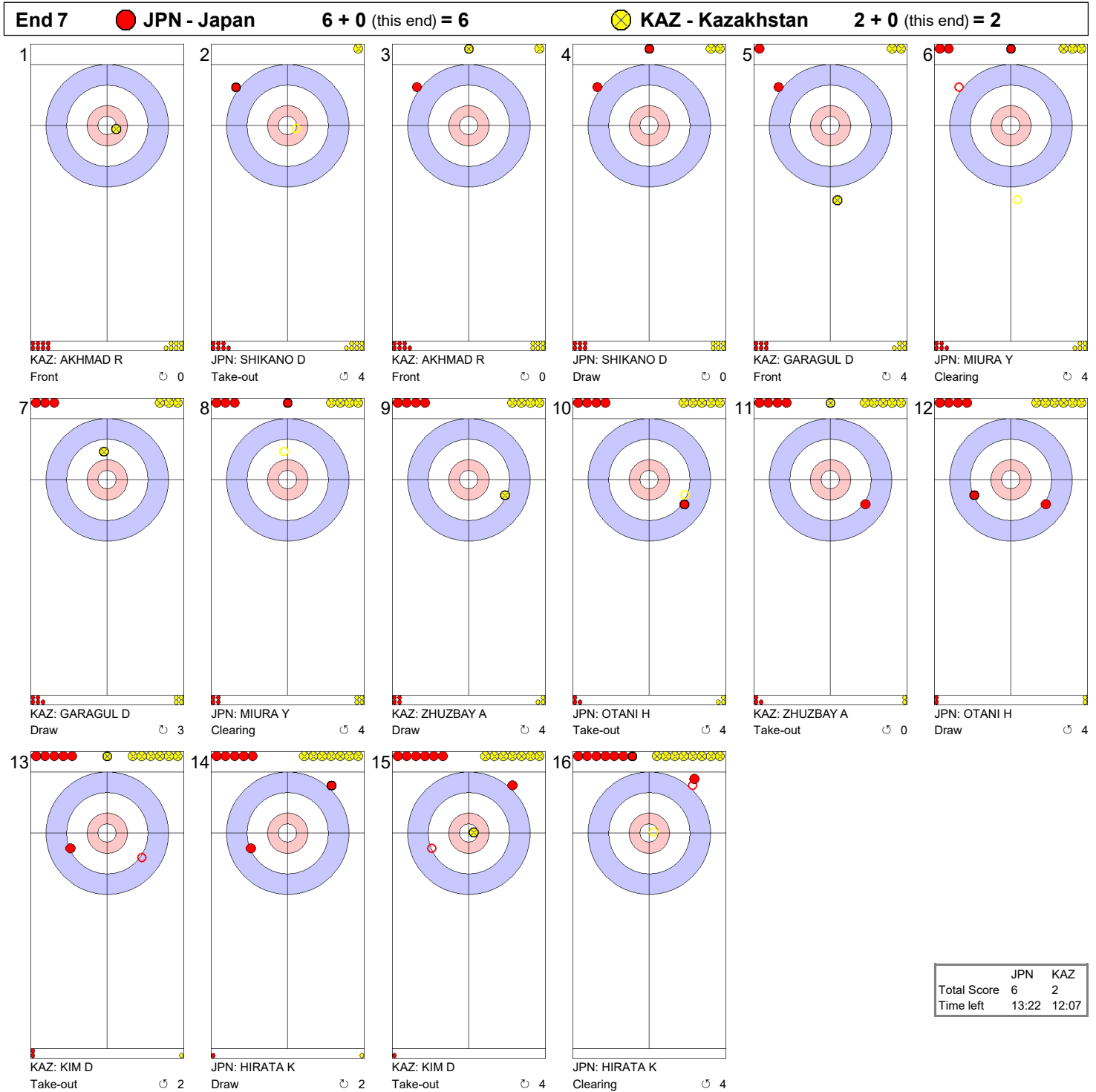


Game - Shot by Shot





Game - Shot by Shot

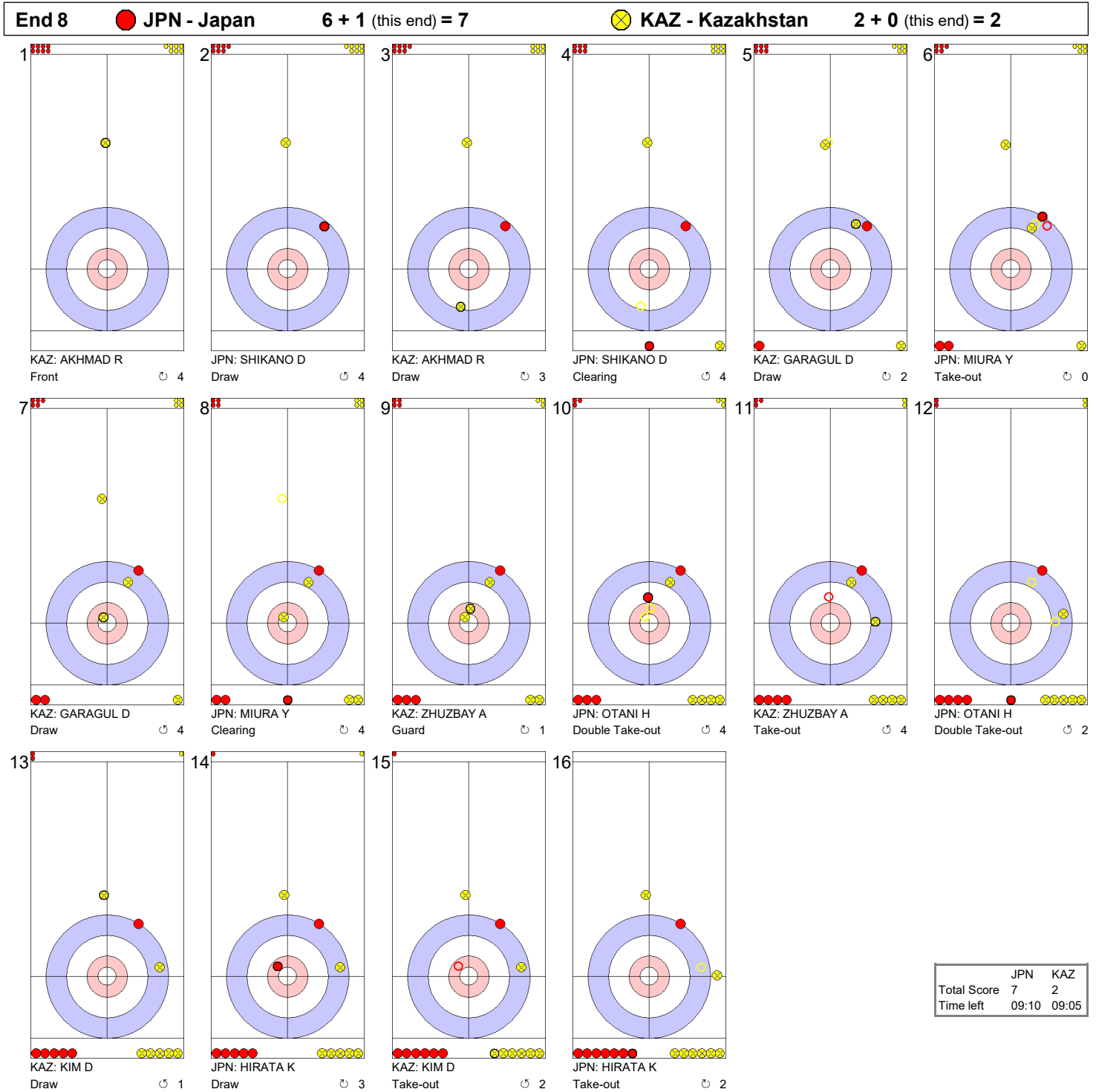


	JPN	KAZ
Total Score	6	2
Time left	13:22	12:07





Game - Shot by Shot

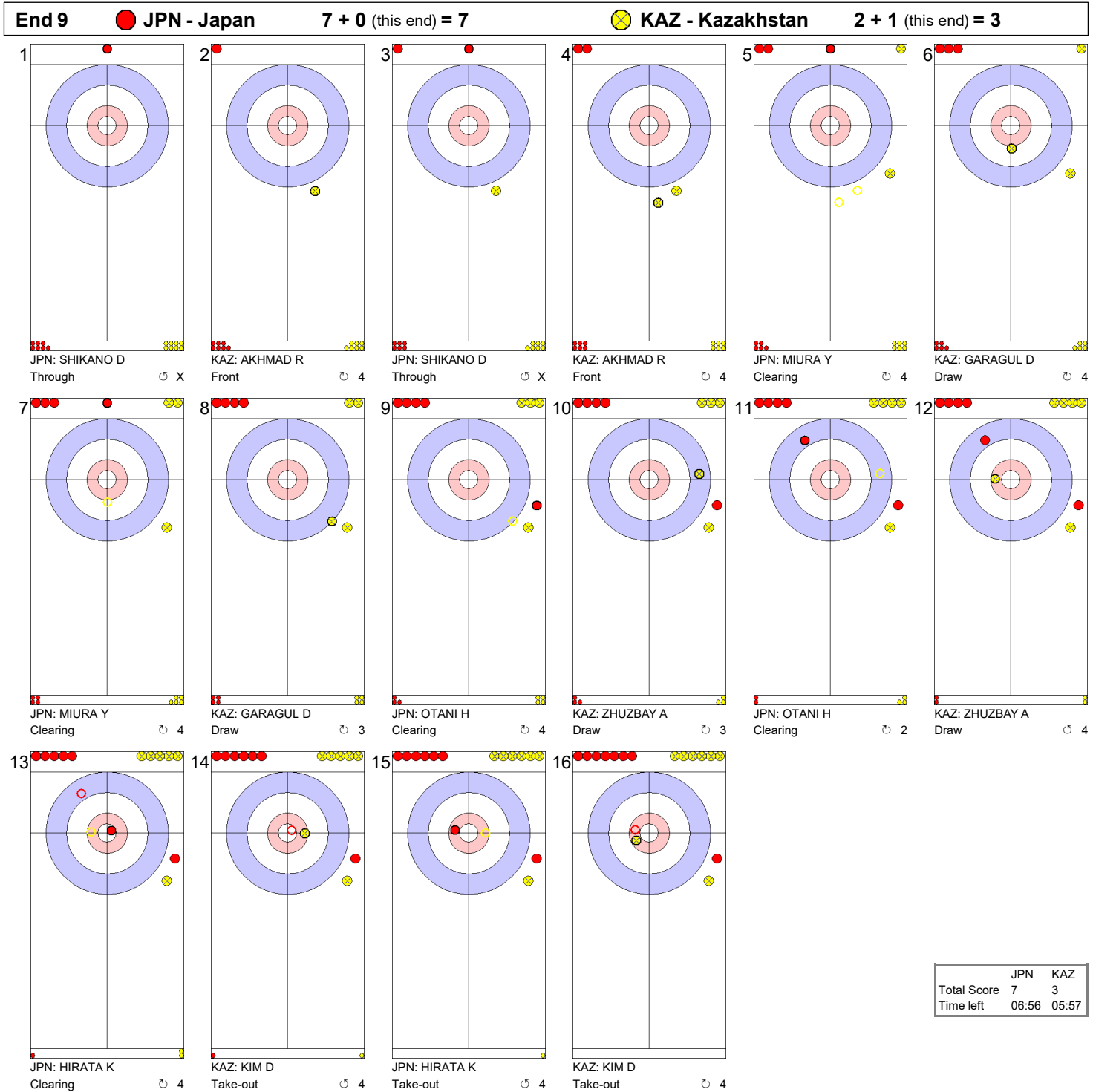


	JPN	KAZ
Total Score	7	2
Time left	09:10	09:05





Game - Shot by Shot

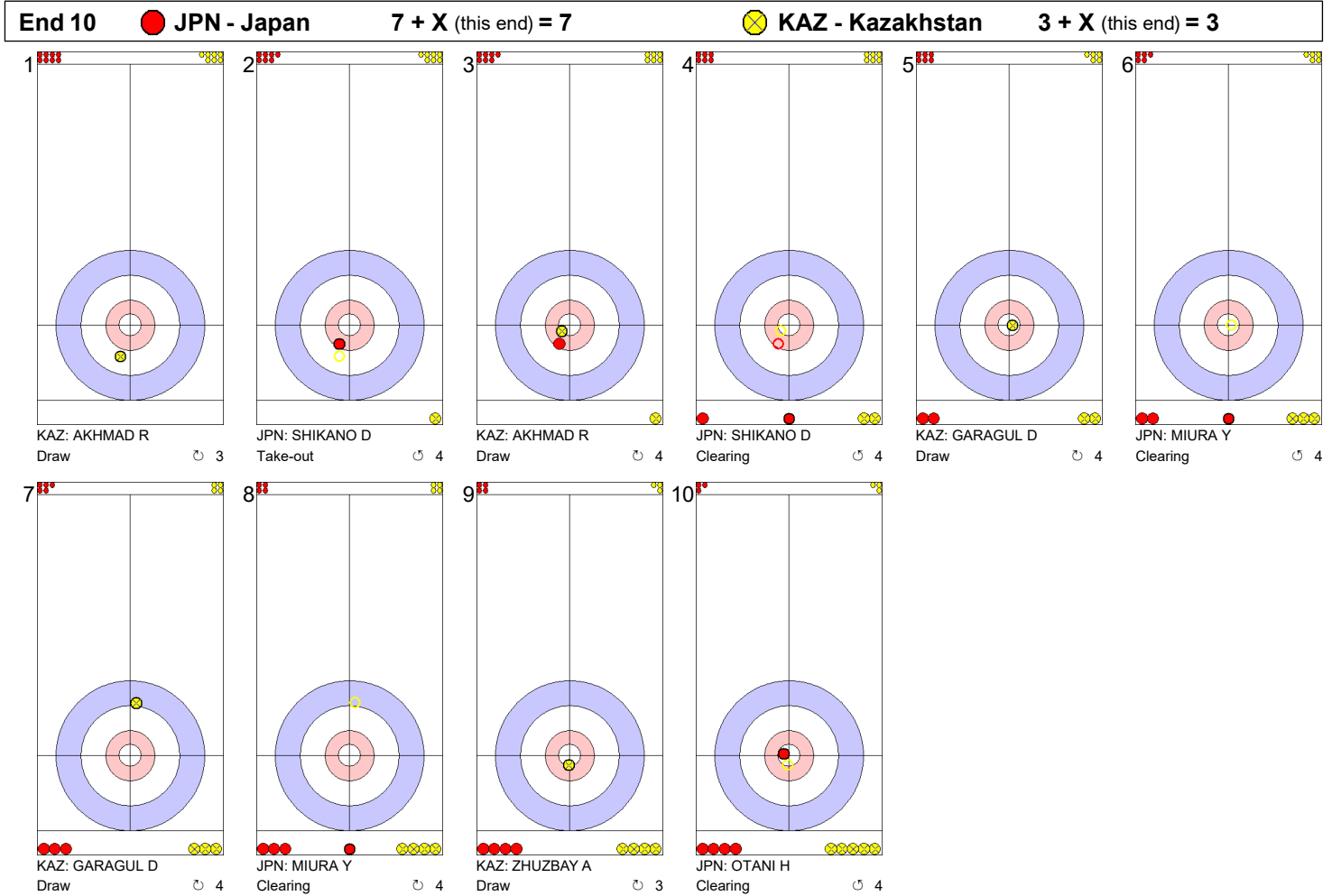


	JPN	KAZ
Total Score	7	3
Time left	06:56	05:57





Game - Shot by Shot



Note:

Shot Success Points:
 4 = 100%
 3 = 75%
 2 = 50%
 1 = 25%
 0 = 0%
 X = not considered

Rotation:
 ↻ Clockwise
 ↺ Counter-clockwise

	JPN	KAZ
Total Score	7	3
Time left	06:02	04:56

Legend:
 X Unfinished end due to concession





Game Results

Sheet	Game	Team	LSFE	1	2	3	4	5	6	7	8	9	10	Extra Ends	Total
C	4	JPN - Japan	*	4	0	0	1	1	0	0	1	0	X		7
	4	KAZ - Kazakhstan		0	1	0	0	0	1	0	0	1	X		3

JPN - Japan		Shot Success Game
4 S	HIRATA Kohsuke	81%
3	OTANI Hiromu	64%
2 V	MIURA Yoshiya	75%
1	SHIKANO Daiki	81%
A	KAMADA Yuto	-
Team Total		75%

KAZ - Kazakhstan		Shot Success Game
4 S	KIM Daniel	53%
3 V	ZHUZBAY Abylaikhan	63%
2	GARAGUL Dmitriy	70%
1	AKHMAD Renas	69%
A	IRGEBAY Tamerlan	-
Team Total		64%

Last Stone Draw	Distance
☺ SHIKANO D	87.4cm
☹ OTANI H	21.3cm
Total	108.7cm

Last Stone Draw	Distance
☺ GARAGUL D	36.8cm
☹ AKHMAD R	199.6cm
Total	236.4cm

Time remaining: 6 minutes 2 seconds

Time remaining: 4 minutes 56 seconds

Shot Success Analysis

JPN - Japan		Draws	Take-outs	Game
4 HIRATA Kohsuke	☺	4 75%	6 67%	10 70%
	☹	1 100%	7 93%	8 94%
	Total	5 80%	13 81%	18 81%
3 OTANI Hiromu	☺	4 44%	5 70%	9 58%
	☹	2 50%	8 75%	10 70%
	Total	6 46%	13 73%	19 64%
2 MIURA Yoshiya	☺	3 67%	9 72%	12 71%
	☹	0 -	8 81%	8 81%
	Total	3 67%	17 76%	20 75%
1 SHIKANO Daiki	☺	8 72%	1 100%	9 75%
	☹	5 75%	4 100%	9 86%
	Total	13 73%	5 100%	18 81%
A KAMADA Yuto	☺	0 -	0 -	0 -
	☹	0 -	0 -	0 -
	Total	0 -	0 -	0 -
Team	☺	19 66%	21 71%	40 69%
	☹	8 72%	27 85%	35 82%
	Total	27 68%	48 79%	75 75%

KAZ - Kazakhstan		Draws	Take-outs	Game
4 KIM Daniel	☺	6 42%	4 75%	10 55%
	☹	4 50%	4 50%	8 50%
	Total	10 45%	8 63%	18 53%
3 ZHUZBAY Abylaikhan	☺	11 52%	2 100%	13 60%
	☹	4 81%	2 50%	6 71%
	Total	15 60%	4 75%	19 63%
2 GARAGUL Dmitriy	☺	16 72%	1 100%	17 74%
	☹	2 75%	1 0%	3 50%
	Total	18 72%	2 50%	20 70%
1 AKHMAD Renas	☺	18 67%	0 -	18 67%
	☹	2 88%	0 -	2 88%
	Total	20 69%	0 -	20 69%
A IRGEBAY Tamerlan	☺	0 -	0 -	0 -
	☹	0 -	0 -	0 -
	Total	0 -	0 -	0 -
Team	☺	51 62%	7 86%	58 65%
	☹	12 71%	7 43%	19 61%
	Total	63 64%	14 64%	77 64%

Note:

Team position and functions are attached to each team member's name as follows:
4 = Fourth, **3** = Third, **2** = Second, **1** = Lead, **A** = Alternate, **S** = Skip, **V** = Vice-Skip

Legend:

☺ Clockwise ☹ Counter-clockwise LSFE(*) Last Stone First End
 X Unfinished end due to concession



Game Results

Sheet	Game	Team	LSFE	1	2	3	4	5	6	7	8	9	10	Extra Ends	Total
D	4	RUS - Russian Federation	*	1	0	0	2	0	0	1	0	1	0	1	6
	4	KOR - Republic of Korea		0	1	0	0	1	0	0	2	0	1	0	5

RUS - Russian Federation

4 S TIMOFEEV Alexey
3 V GADZHIKHANOV Timur
2 RAZHABOV Artur
1 ALI Artur
A KLIMOV Evgeny

KOR - Republic of Korea

4 S SEONG Sehyeon
3 V OH Eunsu
2 LEE Kijeong
1 LEE Kibok
A KIM Chigu

Last Stone Draw

⌚ GADZHIKHANOV T
⌚ RAZHABOV A

Distance

16.5cm
18.5cm

Total

35.0cm

Time remaining: 0 minutes 39 seconds
1 minute 22 seconds (after extra end)

Time-out: end 9 - RUS stone 8

Last Stone Draw

⌚ LEE Kib
⌚ LEE Kij

Distance

6.9cm
128.0cm

Total

134.9cm

Time remaining: 0 minutes 5 seconds
0 minutes 15 seconds (after extra end)

Time-out: end 8 - KOR stone 8; end 11 - KOR stone 7

Note:

Team position and functions are attached to each team member's name as follows:
4 = Fourth, 3 = Third, 2 = Second, 1 = Lead, A = Alternate, S = Skip, V = Vice-Skip

Legend:

⌚ Clockwise

⌚ Counter-clockwise

LSFE(*) Last Stone First End



Game Results

Sheet	Game	Team	LSFE	1	2	3	4	5	6	7	8	9	10	Extra Ends	Total
E	4	USA - United States of America	*	0	0	1	0	0	2	0	2	0	1		6
	4	CAN - Canada		0	0	0	0	2	0	2	0	0	0		4

USA - United States of America	
4 S	LEICHTER Alex
3 V	CLARK Nate
2	BOND Chris
1	WEBER Calvin
A	STOPERA Andrew

CAN - Canada	
4 S	SQUIRES Aaron
3 V	KRELL Richard
2	NUTTALL Spencer
1	REID Fraser
A	CUDDIE Russell

Last Stone Draw	Distance
⌚ BOND C	46.6cm
⌚ CLARK N	25.7cm
Total	72.3cm

Last Stone Draw	Distance
⌚ REID F	19.9cm
⌚ NUTTALL S	54.4cm
Total	74.3cm

Time remaining: 2 minutes 23 seconds

Time remaining: 3 minutes 32 seconds

Note:
Team position and functions are attached to each team member's name as follows:
4 = Fourth, 3 = Third, 2 = Second, 1 = Lead, A = Alternate, S = Skip, V = Vice-Skip

Legend:
⌚ Clockwise ⌚ Counter-clockwise LSFE(*) Last Stone First End





Game Results

Sheet	Game	Team	LSFE	1	2	3	4	5	6	7	8	9	10	Extra Ends	Total
A	5	GBR - United Kingdom	*	2	5	1	2	0	0	X	X	X	X		10
	5	KAZ - Kazakhstan		0	0	0	0	0	1	X	X	X	X		1

GBR - United Kingdom	
4 S	MOUAT Bruce
3 V	LAMMIE Bobby
2	CANNON Gregor
1	SLOAN Derrick
A	SCHREIBER Alasdair

KAZ - Kazakhstan	
4 S	KIM Daniel
3 V	ZHUZBAY Abylaikhan
2	GARAGUL Dmitriy
1	AKHMAD Renas
A	IRGEBAY Tamerlan

Last Stone Draw	Distance
🕒 MOUAT B	15.6cm
🕒 LAMMIE B	70.8cm
Total	86.4cm

Last Stone Draw	Distance
🕒 KIM D	58.9cm
🕒 ZHUZBAY A	199.6cm
Total	258.5cm

Time remaining: 22 minutes 42 seconds

Time remaining: 18 minutes 42 seconds

Note:
Team position and functions are attached to each team member's name as follows:
4 = Fourth, 3 = Third, 2 = Second, 1 = Lead, A = Alternate, S = Skip, V = Vice-Skip

Legend:
🕒 Clockwise 🕒 Counter-clockwise LSFE(*) Last Stone First End
X Unplayed/unfinished end due to concession





Game Results

Sheet	Game	Team	LSFE	1	2	3	4	5	6	7	8	9	10	Extra Ends	Total
B	5	NOR - Norway		0	0	1	1	2	0	0	1	0	0		5
	5	USA - United States of America	*	0	0	0	0	0	1	0	0	2	1		4

NOR - Norway	
4 S	WALSTAD Steffen
3 V	HOEIBERG Markus
2	NEDREGOTTEN Magnus
1	ROELVAAG Sander
A	-

USA - United States of America	
4 S	LEICHTER Alex
3 V	CLARK Nate
2	BOND Chris
1	STOPERA Andrew
A	WEBER Calvin

Last Stone Draw	Distance
⌚ WALSTAD S	153.1cm
⌚ ROELVAAG S	39.7cm
Total	192.8cm

Last Stone Draw	Distance
⌚ LEICHTER A	37.8cm
⌚ BOND C	60.0cm
Total	97.8cm

Time remaining: 5 minutes 19 seconds

Time remaining: 2 minutes 39 seconds

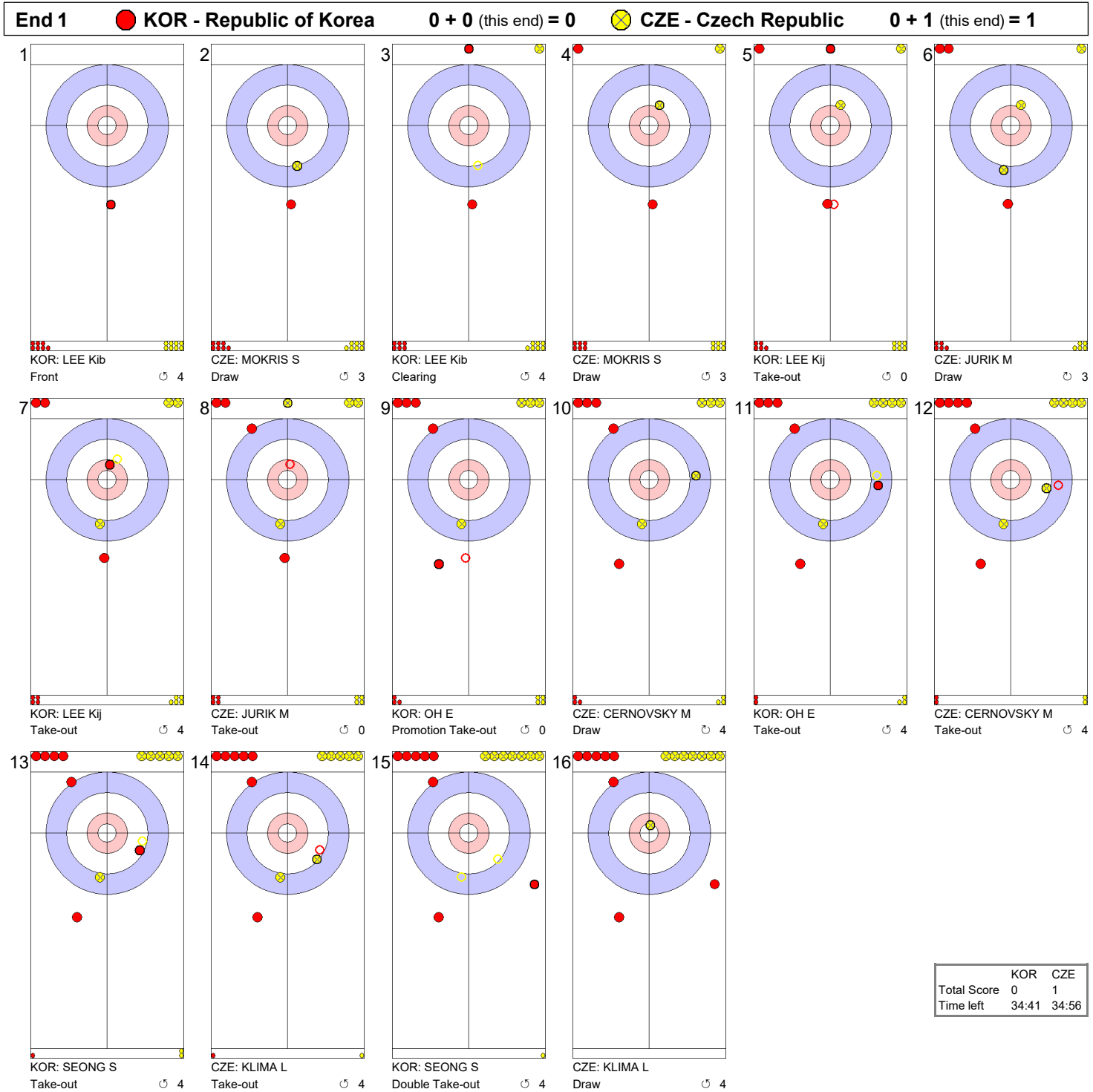
Note:
Team position and functions are attached to each team member's name as follows:
4 = Fourth, 3 = Third, 2 = Second, 1 = Lead, A = Alternate, S = Skip, V = Vice-Skip

Legend:
⌚ Clockwise ⌚ Counter-clockwise LSFE(*) Last Stone First End





Game - Shot by Shot



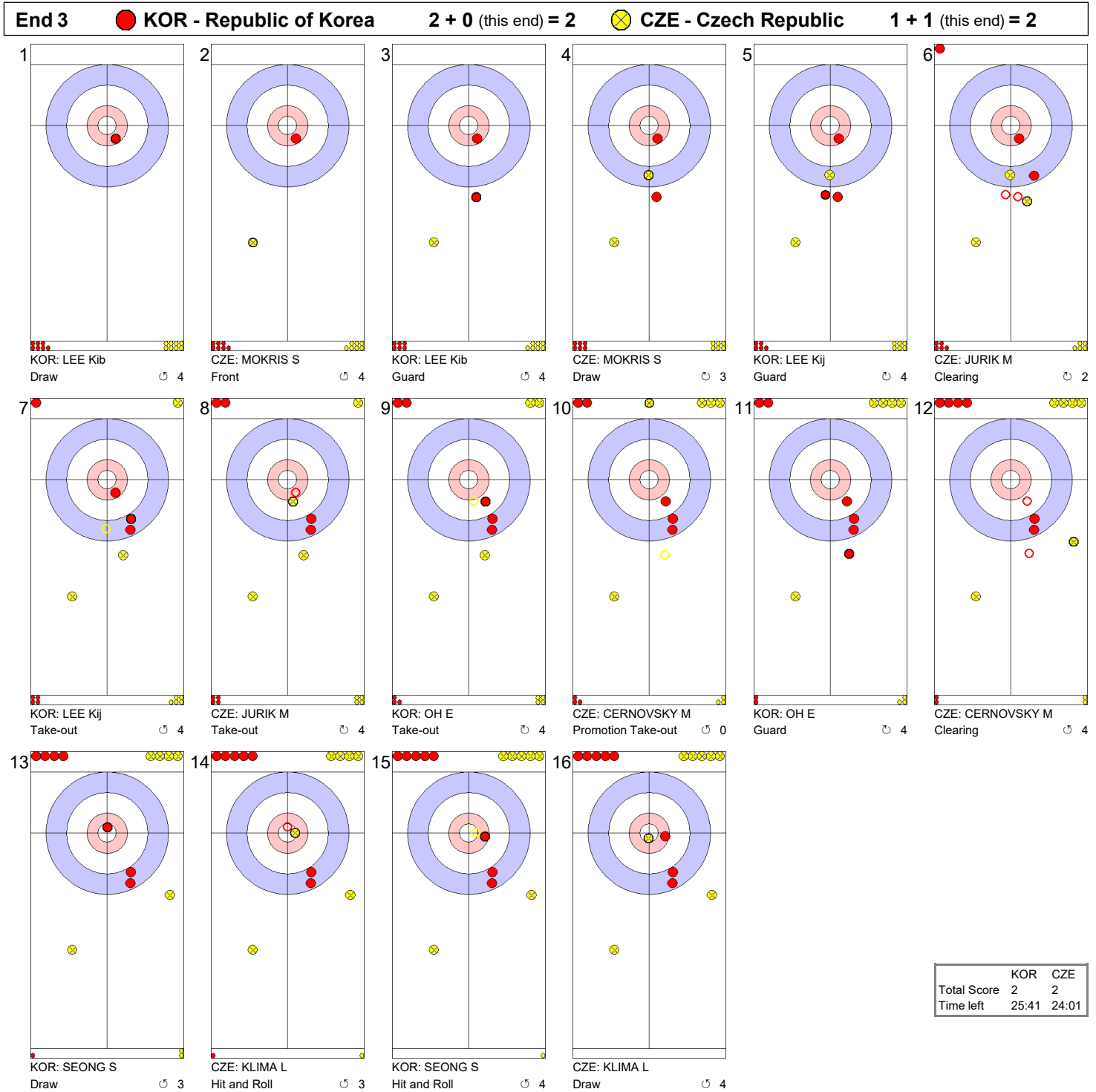


Game - Shot by Shot



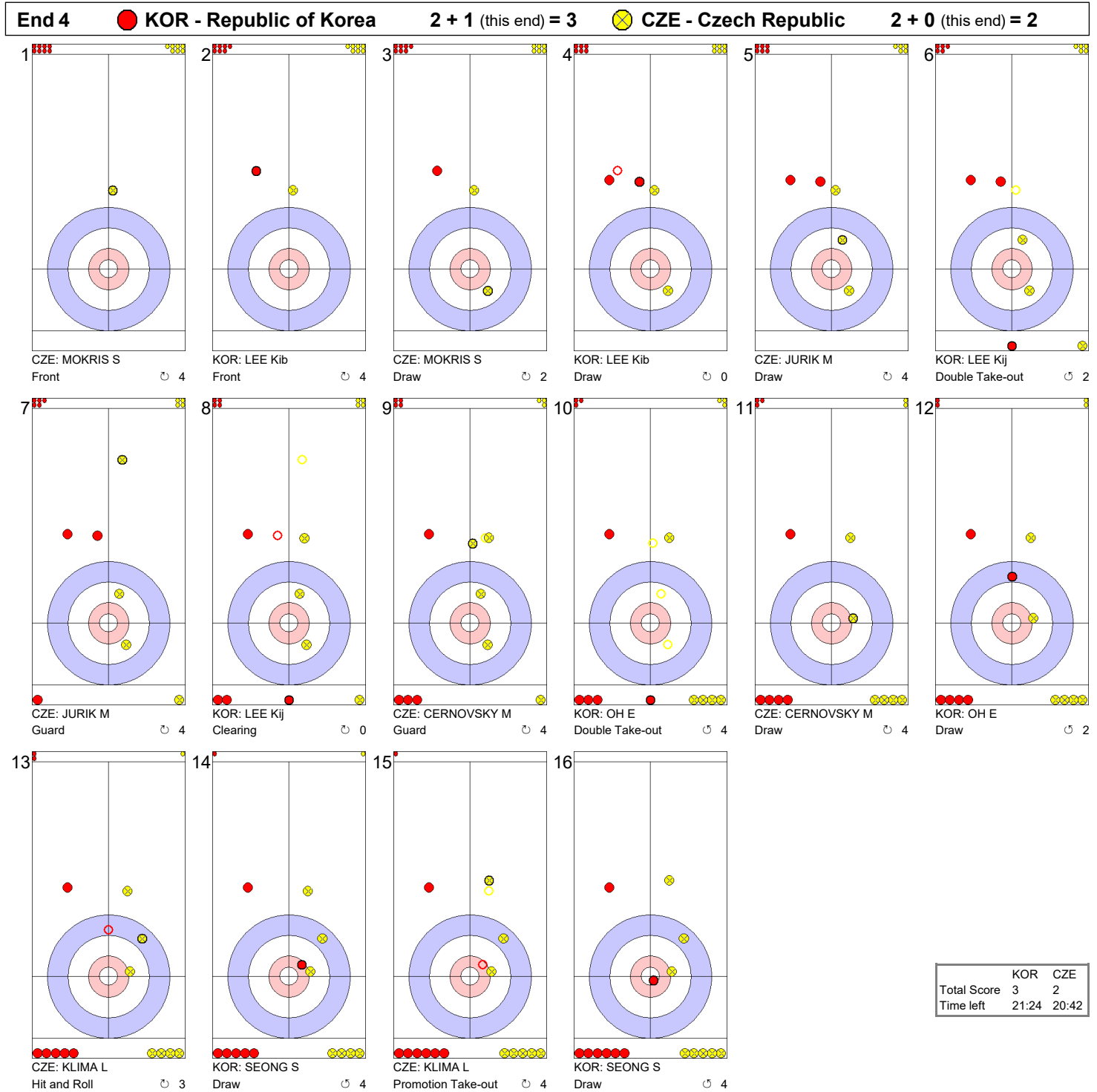


Game - Shot by Shot





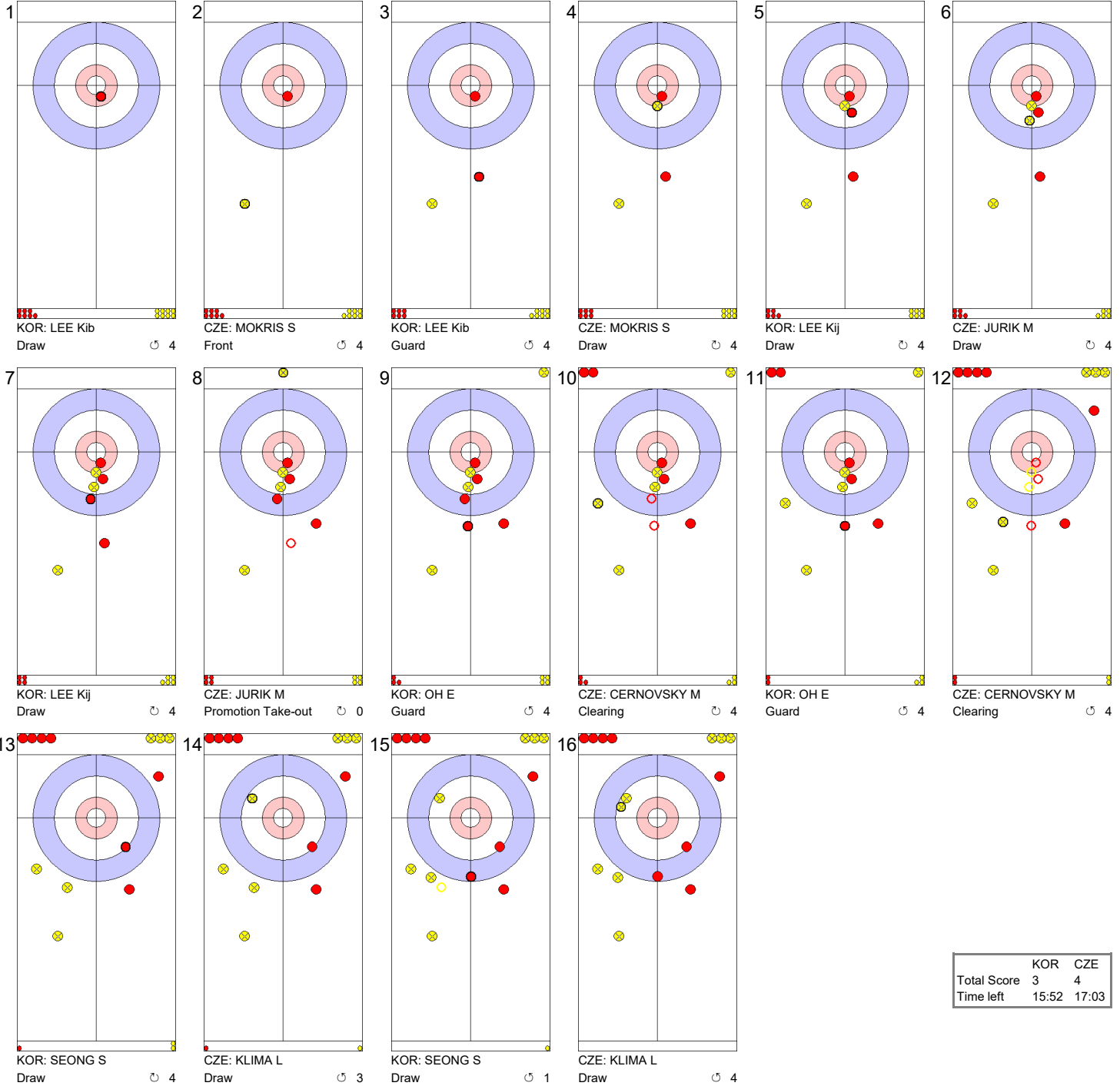
Game - Shot by Shot





Game - Shot by Shot

End 5 ● KOR - Republic of Korea 3 + 0 (this end) = 3 ● CZE - Czech Republic 2 + 2 (this end) = 4

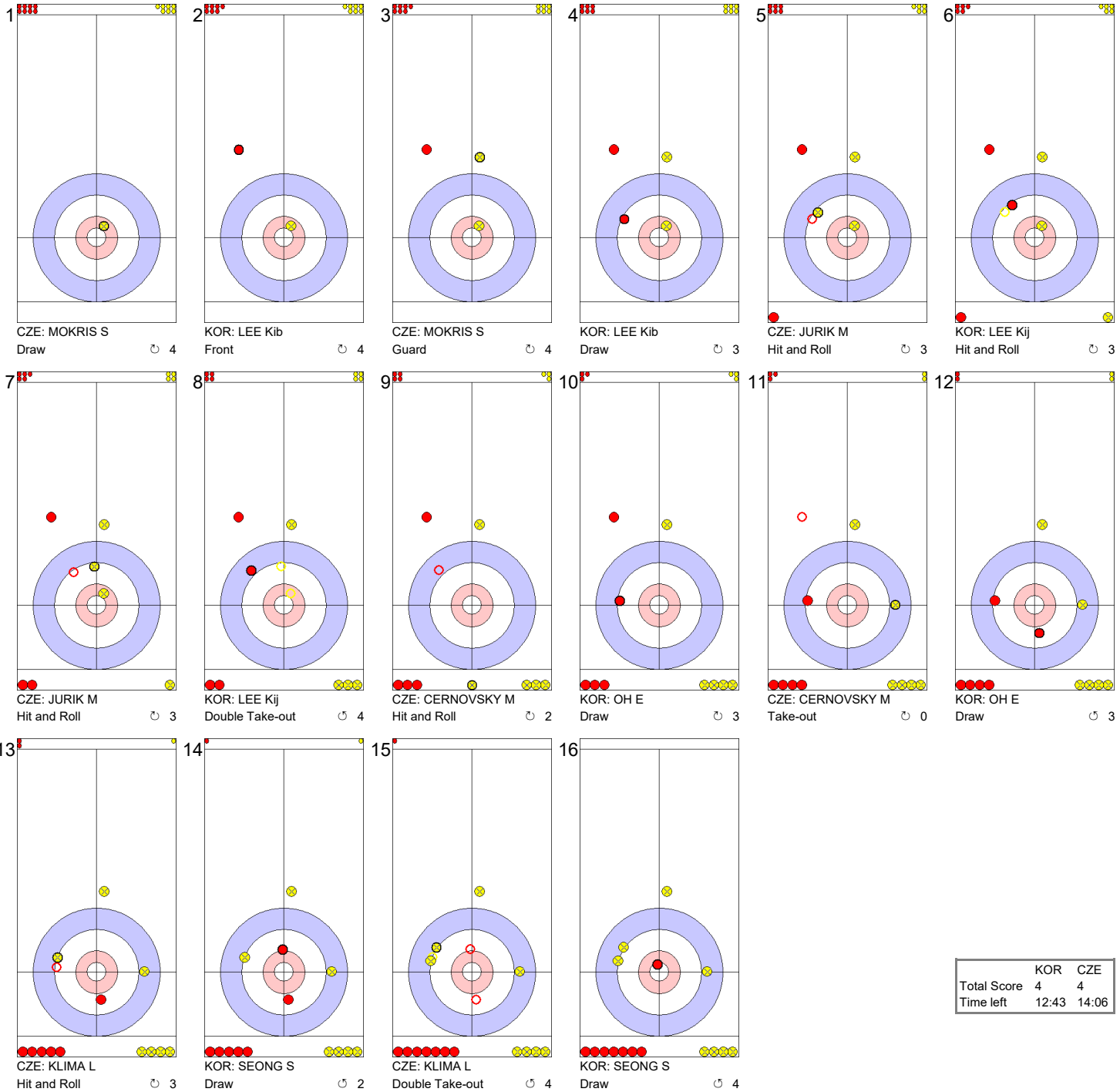


	KOR	CZE
Total Score	3	4
Time left	15:52	17:03



Game - Shot by Shot

End 6 ● KOR - Republic of Korea 3 + 1 (this end) = 4 ● CZE - Czech Republic 4 + 0 (this end) = 4



	KOR	CZE
Total Score	4	4
Time left	12:43	14:06





Game - Shot by Shot





Game - Shot by Shot



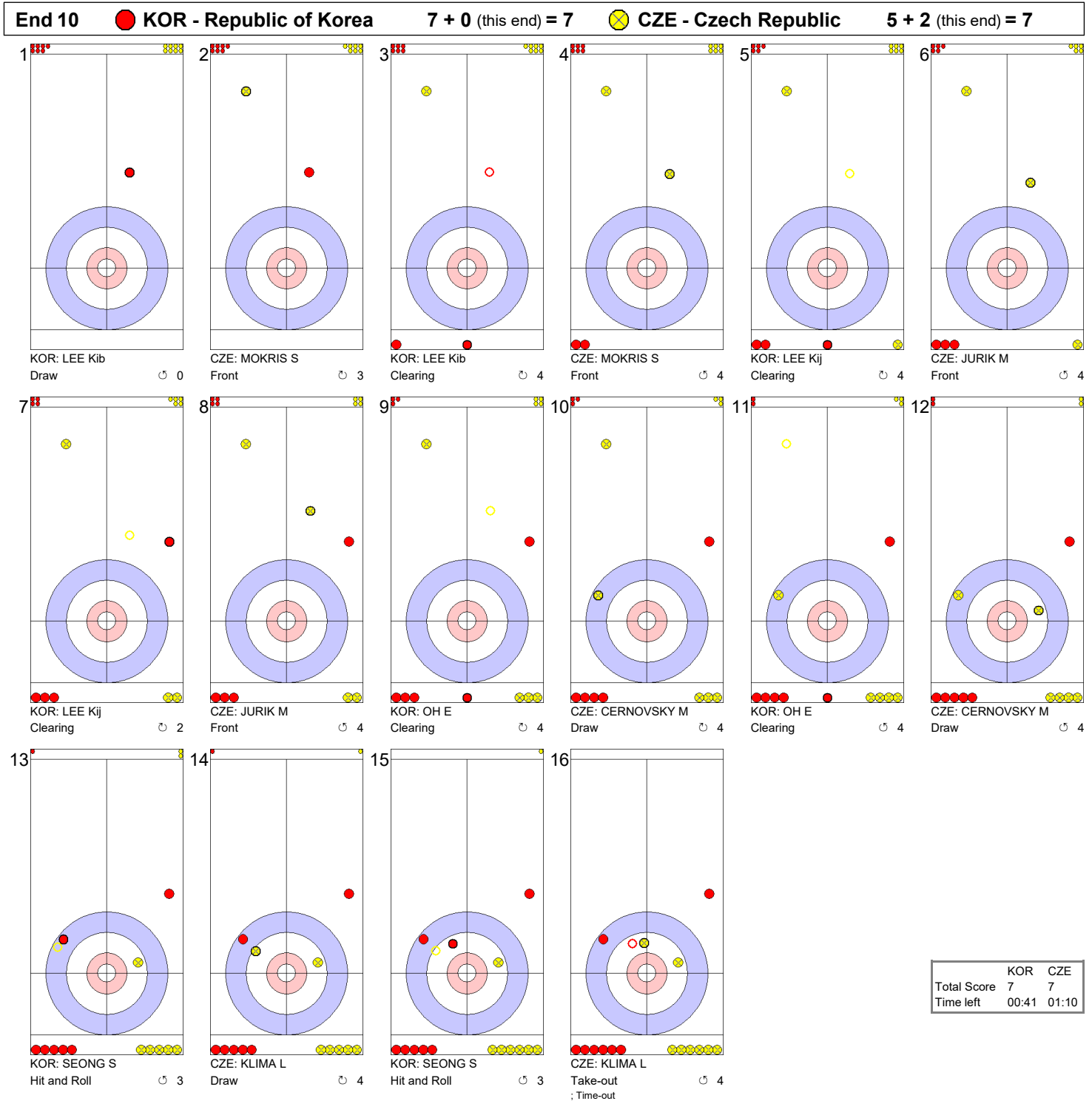


Game - Shot by Shot





Game - Shot by Shot





Game - Shot by Shot

End 11 ● KOR - Republic of Korea 7 + 0 (this end) = 7 ● CZE - Czech Republic 7 + 1 (this end) = 8



Note:
 Shot Success Points:
 4 = 100%
 3 = 75%
 2 = 50%
 1 = 25%
 0 = 0%
 X = not considered

Rotation:
 ↻ Clockwise
 ↺ Counter-clockwise

	KOR	CZE
Total Score	7	8
Time left	00:45	00:27





Game Results

Sheet	Game	Team	LSFE	1	2	3	4	5	6	7	8	9	10	Extra Ends	Total
C	5	KOR - Republic of Korea		0	2	0	1	0	1	1	0	2	0		7
	5	CZE - Czech Republic	*	1	0	1	0	2	0	0	1	0	2	1	8

KOR - Republic of Korea		Shot Success Game
4 S	SEONG Sehyeon	84%
3 V	OH Eunsu	80%
2	LEE Kijeong	73%
1	LEE Kibok	82%
A	KIM Chigu	-
Team Total		80%

CZE - Czech Republic		Shot Success Game
4 S	KLIMA Lukas	86%
3 V	CERNOVSKY Marek	75%
2	JURIK Martin	64%
1	MOKRIS Samuel	82%
A	SPLAVEC Jakub	-
Team Total		77%

Last Stone Draw	Distance
☺ OH E	58.1cm
☹ SEONG S	20.9cm
Total	79.0cm

Last Stone Draw	Distance
☺ KLIMA L	19.1cm
☹ MOKRIS S	48.0cm
Total	67.1cm

Time remaining: 0 minutes 41 seconds
0 minutes 45 seconds (after extra end)

Time remaining: 1 minute 10 seconds
0 minutes 27 seconds (after extra end)

Time-out: end 10 - CZE stone 8; end 11 - CZE stone 8

Shot Success Analysis

KOR - Republic of Korea	Draws	Take-outs	Game
4 SEONG Sehyeon	☺ 1 100%	2 100%	3 100%
	☹ 10 70%	9 94%	19 82%
	Total 11 73%	11 95%	22 84%
3 OH Eunsu	☺ 3 58%	3 100%	6 79%
	☹ 6 88%	10 75%	16 80%
	Total 9 78%	13 81%	22 80%
2 LEE Kijeong	☺ 3 100%	9 78%	12 83%
	☹ 1 50%	9 61%	10 60%
	Total 4 88%	18 69%	22 73%
1 LEE Kibok	☺ 7 75%	2 88%	9 78%
	☹ 10 80%	3 100%	13 85%
	Total 17 78%	5 95%	22 82%
A KIM Chigu	☺ 0 -	0 -	0 -
	☹ 0 -	0 -	0 -
	Total 0 -	0 -	0 -
Team	☺ 14 79%	16 86%	30 83%
	☹ 27 77%	31 79%	58 78%
	Total 41 77%	47 81%	88 80%

CZE - Czech Republic	Draws	Take-outs	Game
4 KLIMA Lukas	☺ 2 100%	5 60%	7 71%
	☹ 8 91%	7 96%	15 93%
	Total 10 93%	12 81%	22 86%
3 CERNOVSKY Marek	☺ 6 88%	6 54%	12 71%
	☹ 3 100%	7 71%	10 80%
	Total 9 92%	13 63%	22 75%
2 JURIK Martin	☺ 7 71%	5 60%	12 67%
	☹ 8 66%	2 38%	10 60%
	Total 15 68%	7 54%	22 64%
1 MOKRIS Samuel	☺ 12 83%	0 -	12 83%
	☹ 9 78%	1 100%	10 80%
	Total 21 81%	1 100%	22 82%
A SPLAVEC Jakub	☺ 0 -	0 -	0 -
	☹ 0 -	0 -	0 -
	Total 0 -	0 -	0 -
Team	☺ 27 82%	16 58%	43 73%
	☹ 28 80%	17 79%	45 80%
	Total 55 81%	33 69%	88 77%

Note:

Team position and functions are attached to each team member's name as follows:
4 = Fourth, 3 = Third, 2 = Second, 1 = Lead, A = Alternate, S = Skip, V = Vice-Skip

Legend:

☺ Clockwise

☹ Counter-clockwise

LSFE(*) Last Stone First End



Game Results

Sheet	Game	Team	LSFE	1	2	3	4	5	6	7	8	9	10	Extra Ends	Total
D	5	CAN - Canada	*	1	0	2	1	1	0	0	1	0	0		6
	5	JPN - Japan		0	1	0	0	0	2	0	0	1	1		5

CAN - Canada	
4 S	SQUIRES Aaron
3 V	KRELL Richard
2	NUTTALL Spencer
1	REID Fraser
A	CUDDIE Russell

JPN - Japan	
4 S	HIRATA Kohsuke
3 V	MIURA Yoshiya
2	OTANI Hiromu
1	KAMADA Yuto
A	SHIKANO Daiki

Last Stone Draw	Distance
☺ SQUIRES A	45.8cm
☹ KRELL R	24.8cm
Total	70.6cm

Last Stone Draw	Distance
☺ MIURA Y	95.6cm
☹ OTANI H	199.6cm
Total	295.2cm

Time remaining: 3 minutes 48 seconds

Time remaining: 1 minute 2 seconds

CUDDIE R replaced REID F at the beginning of end 10

Note:
Team position and functions are attached to each team member's name as follows:
4 = Fourth, 3 = Third, 2 = Second, 1 = Lead, A = Alternate, S = Skip, V = Vice-Skip

Legend:
☺ Clockwise ☹ Counter-clockwise LSFE(*) Last Stone First End





Game Results

Sheet	Game	Team	LSFE	1	2	3	4	5	6	7	8	9	10	Extra Ends	Total
E	5	SWE - Sweden	*	2	0	2	0	1	0	4	2	X	X		11
	5	RUS - Russian Federation		0	2	0	2	0	2	0	0	X	X		6

SWE - Sweden	
4 V	MABERGS Patrik
3 S	ESKILSSON Gustav
2	NYMAN Fredrik
1	PATZ Johannes
A	-

RUS - Russian Federation	
4 S	TIMOFEEV Alexey
3 V	GADZHIKHANOV Timur
2	RAZHABOV Artur
1	ALI Artur
A	KLIMOV Evgeny

Last Stone Draw		Distance
⌚	ESKILSSON G	3.3cm
⌚	MABERGS P	96.4cm
Total		99.7cm

Last Stone Draw		Distance
⌚	ALI A	199.6cm
⌚	TIMOFEEV A	91.1cm
Total		290.7cm

Time remaining: 5 minutes 41 seconds

Time remaining: 6 minutes 27 seconds

Note:
Team position and functions are attached to each team member's name as follows:
4 = Fourth, 3 = Third, 2 = Second, 1 = Lead, A = Alternate, S = Skip, V = Vice-Skip

Legend:
⌚ Clockwise ⌚ Counter-clockwise LSFE(*) Last Stone First End
X Unplayed/unfinished end due to concession



Game Results

Sheet	Game	Team	LSFE	1	2	3	4	5	6	7	8	9	10	Extra Ends	Total
B	6	KAZ - Kazakhstan		0	1	0	0	1	0	X	X	X	X		2
	6	KOR - Republic of Korea	*	2	0	4	3	0	4	X	X	X	X		13

KAZ - Kazakhstan	
4 S	KIM Daniel
3 V	ZHUZBAY Abylaikhan
2	GARAGUL Dmitriy
1	IRGEBAY Tamerlan
A	AKHMAD Renas

KOR - Republic of Korea	
4 S	LEE Kibok
3 V	OH Eunsu
2	LEE Kijeong
1	KIM Chigu
A	SEONG Sehyeon

Last Stone Draw		Distance
↻	ZHUZBAY A	160.9cm
↻	KIM D	32.1cm
Total		193.0cm

Last Stone Draw		Distance
↻	LEE Kij	26.7cm
↻	LEE Kib	25.9cm
Total		52.6cm

Time remaining: 16 minutes 55 seconds

Time remaining: 14 minutes 50 seconds

Note:
Team position and functions are attached to each team member's name as follows:
4 = Fourth, 3 = Third, 2 = Second, 1 = Lead, A = Alternate, S = Skip, V = Vice-Skip

Legend:
↻ Clockwise ↻ Counter-clockwise LSFE(*) Last Stone First End
X Unplayed/unfinished end due to concession





Game - Shot by Shot

REVISED
2 FEB 21:53



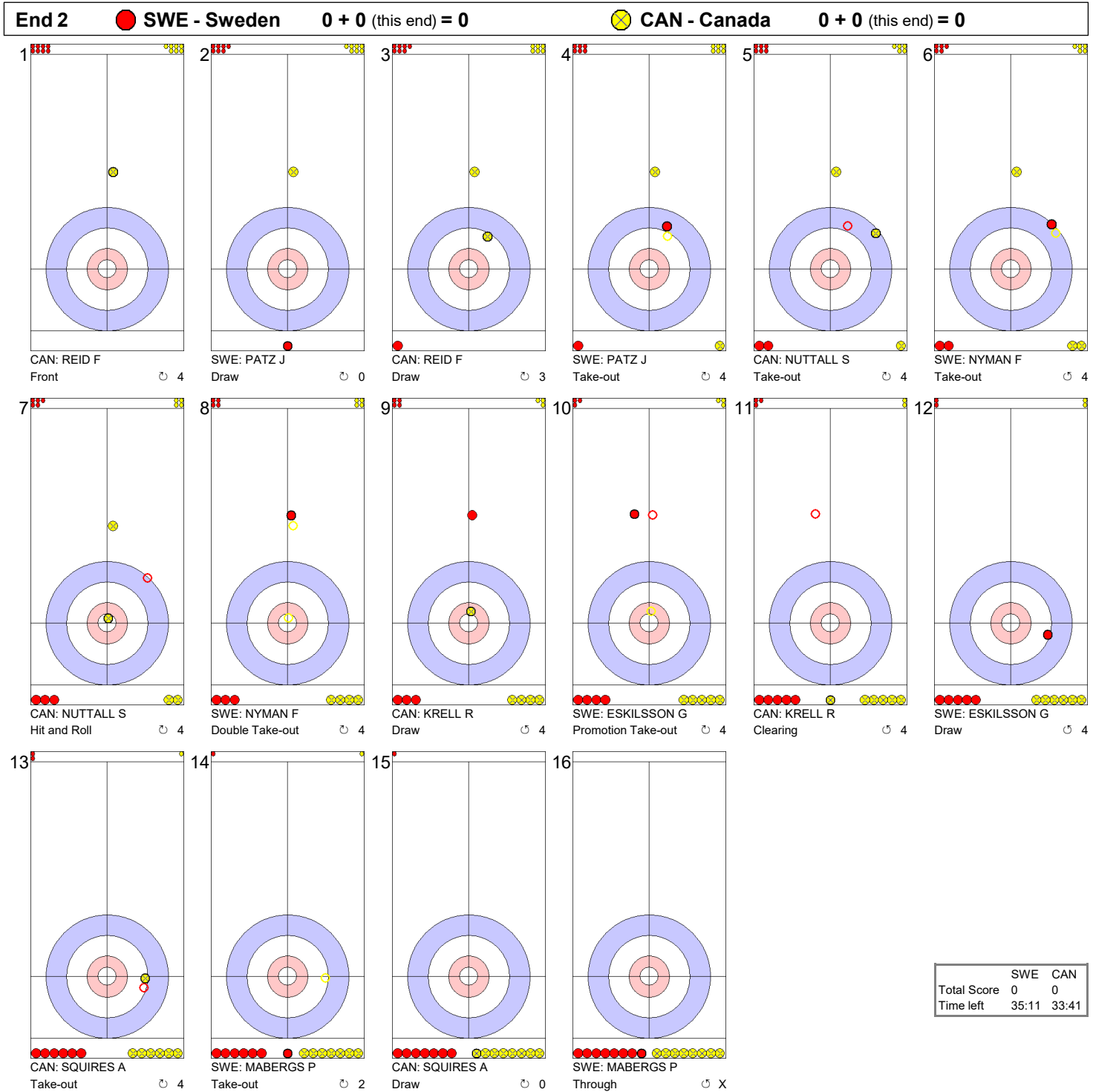
	SWE	CAN
Total Score	0	0
Time left	37:08	35:58





Game - Shot by Shot

REVISED
2 FEB 21:53





Game - Shot by Shot

REVISED
2 FEB 21:53





Game - Shot by Shot

REVISED
2 FEB 21:53





Game - Shot by Shot

REVISED
2 FEB 21:53

End 5 **SWE - Sweden** 2 + 0 (this end) = 2 **CAN - Canada** 1 + 0 (this end) = 1

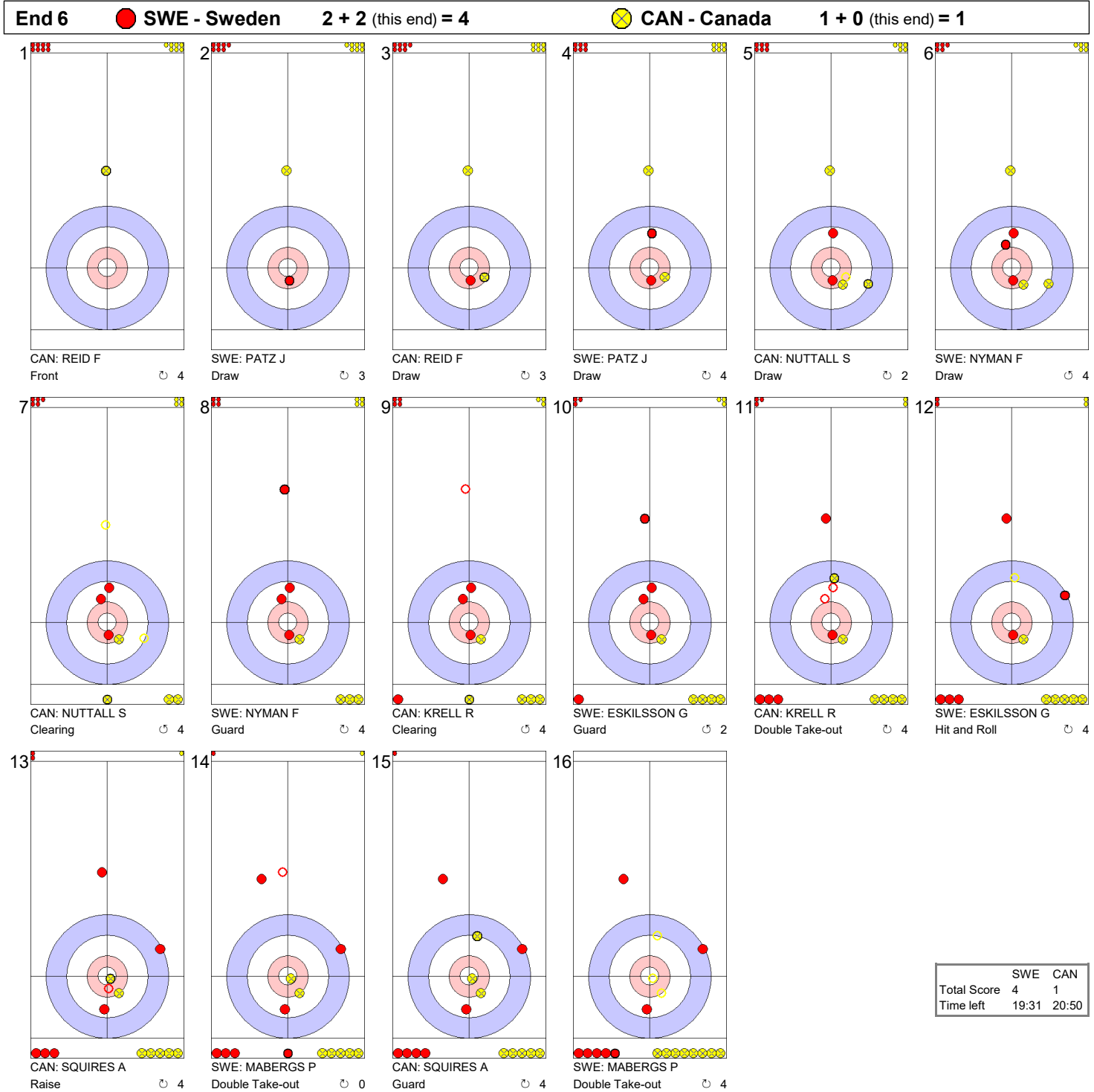


	SWE	CAN
Total Score	2	1
Time left	23:17	23:24



Game - Shot by Shot

REVISED
2 FEB 21:53





Game - Shot by Shot

REVISED
2 FEB 21:53



	SWE	CAN
Total Score	4	4
Time left	14:49	15:56





Game - Shot by Shot

REVISED
2 FEB 21:53



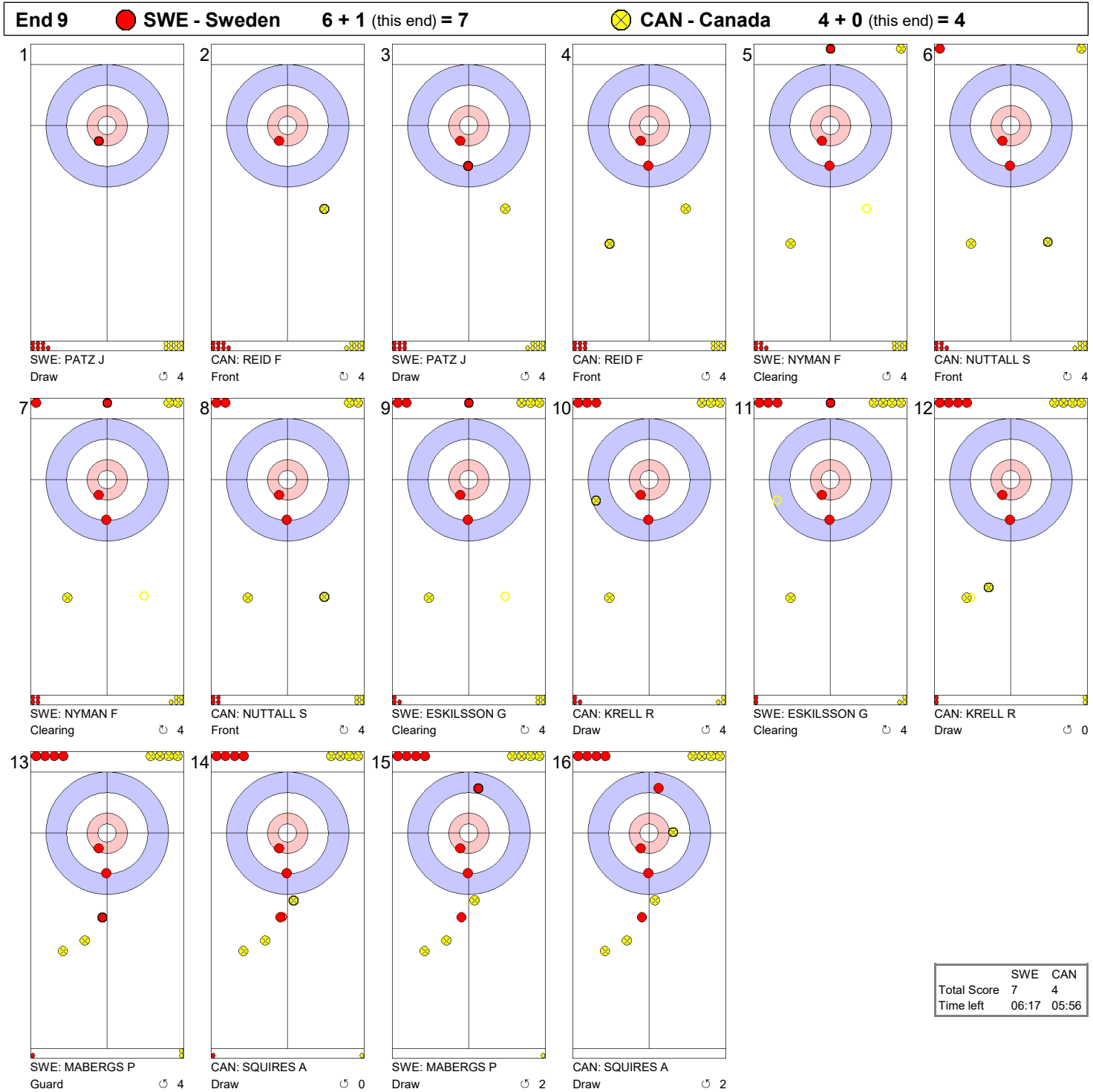
	SWE	CAN
Total Score	6	4
Time left	10:54	08:57





Game - Shot by Shot

REVISED
2 FEB 21:53





Game - Shot by Shot

REVISED
2 FEB 21:53



Total score revised





Game Results

REVISED
2 FEB 21:48

Sheet	Game	Team	LSFE	1	2	3	4	5	6	7	8	9	10	Extra Ends	Total
C	6	SWE - Sweden	*	0	0	2	0	0	2	0	2	1	0		7
	6	CAN - Canada		0	0	0	1	0	0	3	0	0	1		5

SWE - Sweden		Shot Success Game
4 V	MABERGS Patrik	63%
3 S	ESKILSSON Gustav	88%
2	NYMAN Fredrik	80%
1	PATZ Johannes	85%
A	-	-
Team Total		79%

CAN - Canada		Shot Success Game
4 S	SQUIRES Aaron	68%
3 V	KRELL Richard	74%
2	NUTTALL Spencer	91%
1	REID Fraser	95%
A	CUDDIE Russell	-
Team Total		82%

Last Stone Draw	Distance
⌚ ESKILSSON G	9.7cm
⌚ MABERGS P	17.4cm
Total	27.1cm

Last Stone Draw	Distance
⌚ SQUIRES A	30.6cm
⌚ KRELL R	42.2cm
Total	72.8cm

Time remaining: 4 minutes 21 seconds

Time remaining: 3 minutes 13 seconds

Shot Success Analysis

SWE - Sweden	Draws	Take-outs	Game
4 MABERGS Patrik	⌚ 0 - 7 79%	7 79%	7 79%
	⌚ 8 59%	2 25%	10 53%
	Total 8 59%	9 67%	17 63%
3 ESKILSSON Gustav	⌚ 0 - 12 94%	12 94%	12 94%
	⌚ 7 75%	1 100%	8 78%
	Total 7 75%	13 94%	20 88%
2 NYMAN Fredrik	⌚ 1 100%	5 80%	6 83%
	⌚ 4 94%	10 73%	14 79%
	Total 5 95%	15 75%	20 80%
1 PATZ Johannes	⌚ 5 75%	2 75%	7 75%
	⌚ 10 90%	1 100%	11 91%
	Total 15 85%	3 83%	18 85%
A -	⌚ 0 - 0 - 0 -	0 - 0 -	0 -
	⌚ 0 - 0 - 0 -	0 - 0 -	0 -
	Total 0 - 0 - 0 -	0 - 0 -	0 -
Team	⌚ 6 79%	26 86%	32 84%
	⌚ 29 78%	14 70%	43 76%
	Total 35 79%	40 80%	75 79%

CAN - Canada	Draws	Take-outs	Game
4 SQUIRES Aaron	⌚ 4 75%	5 80%	9 78%
	⌚ 6 58%	4 63%	10 60%
	Total 10 65%	9 72%	19 68%
3 KRELL Richard	⌚ 2 100%	5 70%	7 79%
	⌚ 8 59%	5 90%	13 71%
	Total 10 68%	10 80%	20 74%
2 NUTTALL Spencer	⌚ 7 93%	6 100%	13 96%
	⌚ 3 75%	4 88%	7 82%
	Total 10 88%	10 95%	20 91%
1 REID Fraser	⌚ 8 94%	0 -	8 94%
	⌚ 10 95%	2 100%	12 96%
	Total 18 94%	2 100%	20 95%
A CUDDIE Russell	⌚ 0 - 0 - 0 -	0 - 0 -	0 -
	⌚ 0 - 0 - 0 -	0 - 0 -	0 -
	Total 0 - 0 - 0 -	0 - 0 -	0 -
Team	⌚ 21 90%	16 84%	37 88%
	⌚ 27 74%	15 83%	42 77%
	Total 48 81%	31 84%	79 82%

Note:

Team position and functions are attached to each team member's name as follows:
4 = Fourth, 3 = Third, 2 = Second, 1 = Lead, A = Alternate, S = Skip, V = Vice-Skip

Legend:

⌚ Clockwise ⌚ Counter-clockwise LSFE(*) Last Stone First End

Total score revised



Game Results

Sheet	Game	Team	LSFE	1	2	3	4	5	6	7	8	9	10	Extra Ends	Total
D	6	CZE - Czech Republic	*	0	1	0	0	2	0	0	0	1	0		4
	6	GBR - United Kingdom		1	0	0	2	0	0	1	0	0	1		5

CZE - Czech Republic	
4 S	KLIMA Lukas
3 V	CERNOVSKY Marek
2	JURIK Martin
1	MOKRIS Samuel
A	SPLAVEC Jakub

GBR - United Kingdom	
4 S	MOUAT Bruce
3 V	LAMMIE Bobby
2	CANNON Gregor
1	SLOAN Derrick
A	SCHREIBER Alasdair

Last Stone Draw	Distance
⌚ CERNOVSKY M	16.6cm
⌚ JURIK M	21.8cm
Total	38.4cm

Last Stone Draw	Distance
⌚ SLOAN D	199.6cm
⌚ CANNON G	6.7cm
Total	206.3cm

Time remaining: 0 minutes 15 seconds

Time-out: end 7 - CZE stone 6

Time remaining: 3 minutes 50 seconds

Time-out: end 6 - GBR stone 7

Note:
Team position and functions are attached to each team member's name as follows:
4 = Fourth, 3 = Third, 2 = Second, 1 = Lead, A = Alternate, S = Skip, V = Vice-Skip

Legend:
⌚ Clockwise ⌚ Counter-clockwise LSFE(*) Last Stone First End





Game Results

Sheet	Game	Team	LSFE	1	2	3	4	5	6	7	8	9	10	Extra Ends	Total
E	6	JPN - Japan		0	0	2	2	0	2	0	0	1	0		7
	6	USA - United States of America	*	0	1	0	0	1	0	1	1	0	1		5

JPN - Japan	
4 S	HIRATA Kohsuke
3 V	MIURA Yoshiya
2	OTANI Hiromu
1	KAMADA Yuto
A	SHIKANO Daiki

USA - United States of America	
4 S	LEICHTER Alex
3 V	CLARK Nate
2	STOPERA Andrew
1	WEBER Calvin
A	BOND Chris

Last Stone Draw	Distance
⌚ MIURA Y	78.9cm
⌚ HIRATA K	47.4cm
Total	126.3cm

Last Stone Draw	Distance
⌚ CLARK N	60.7cm
⌚ STOPERA A	24.8cm
Total	85.5cm

Time remaining: 2 minutes 36 seconds

Time remaining: 4 minutes 38 seconds

Time-out: end 8 - JPN stone 5

Note:
Team position and functions are attached to each team member's name as follows:
4 = Fourth, 3 = Third, 2 = Second, 1 = Lead, A = Alternate, S = Skip, V = Vice-Skip

Legend:
⌚ Clockwise ⌚ Counter-clockwise LSFE(*) Last Stone First End





Game Results

Sheet	Game	Team	LSFE	1	2	3	4	5	6	7	8	9	10	Extra Ends	Total
B	7	JPN - Japan		0	1	0	0	2	0	1	X	X	X		4
	7	GBR - United Kingdom	*	3	0	4	1	0	2	0	X	X	X		10

JPN - Japan	
4 S	HIRATA Kohsuke
3 V	MIURA Yoshiya
2	OTANI Hiromu
1	KAMADA Yuto
A	SHIKANO Daiki

GBR - United Kingdom	
4 S	MOUAT Bruce
3 V	LAMMIE Bobby
2	CANNON Gregor
1	SLOAN Derrick
A	SCHREIBER Alasdair

Last Stone Draw	Distance
⌚ OTANI H	26.7cm
⌚ MIURA Y	57.6cm
Total	84.3cm

Last Stone Draw	Distance
⌚ LAMMIE B	15.5cm
⌚ MOUAT B	11.7cm
Total	27.2cm

Time remaining: 14 minutes 59 seconds

Time remaining: 18 minutes 12 seconds

Note:
Team position and functions are attached to each team member's name as follows:
4 = Fourth, 3 = Third, 2 = Second, 1 = Lead, A = Alternate, S = Skip, V = Vice-Skip

Legend:
⌚ Clockwise ⌚ Counter-clockwise LSFE(*) Last Stone First End
X Unplayed/unfinished end due to concession



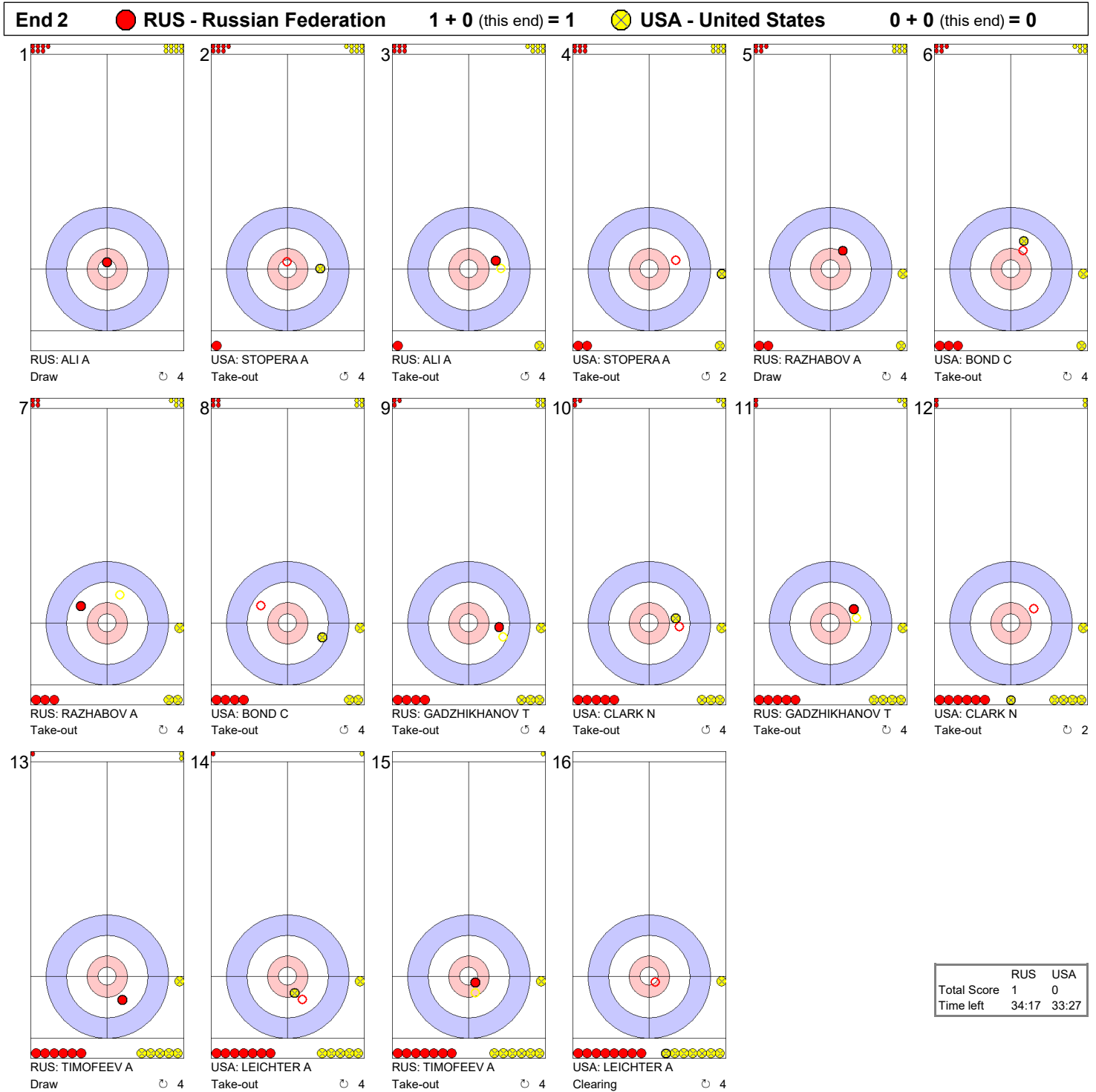


Game - Shot by Shot



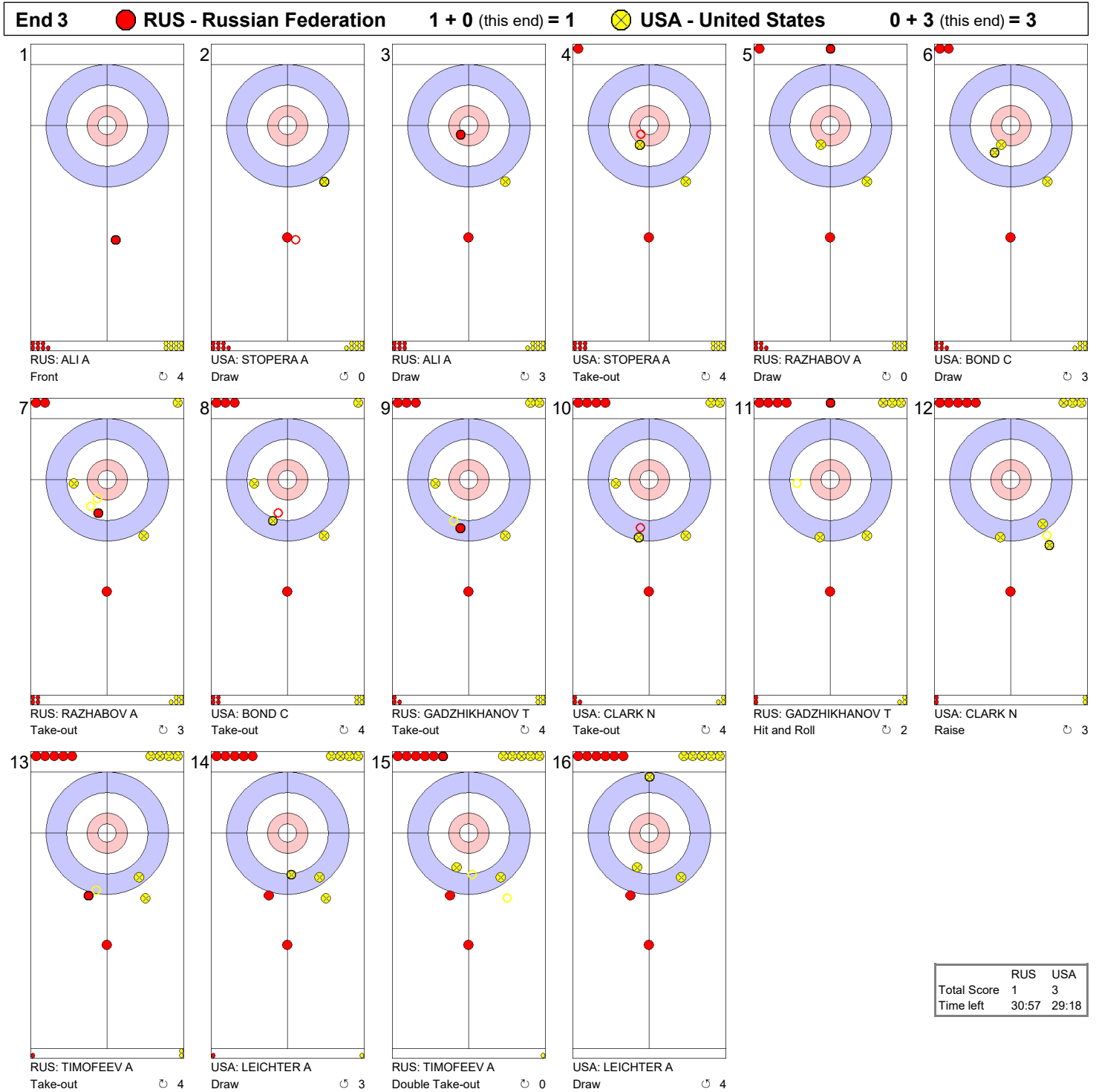


Game - Shot by Shot





Game - Shot by Shot





Game - Shot by Shot



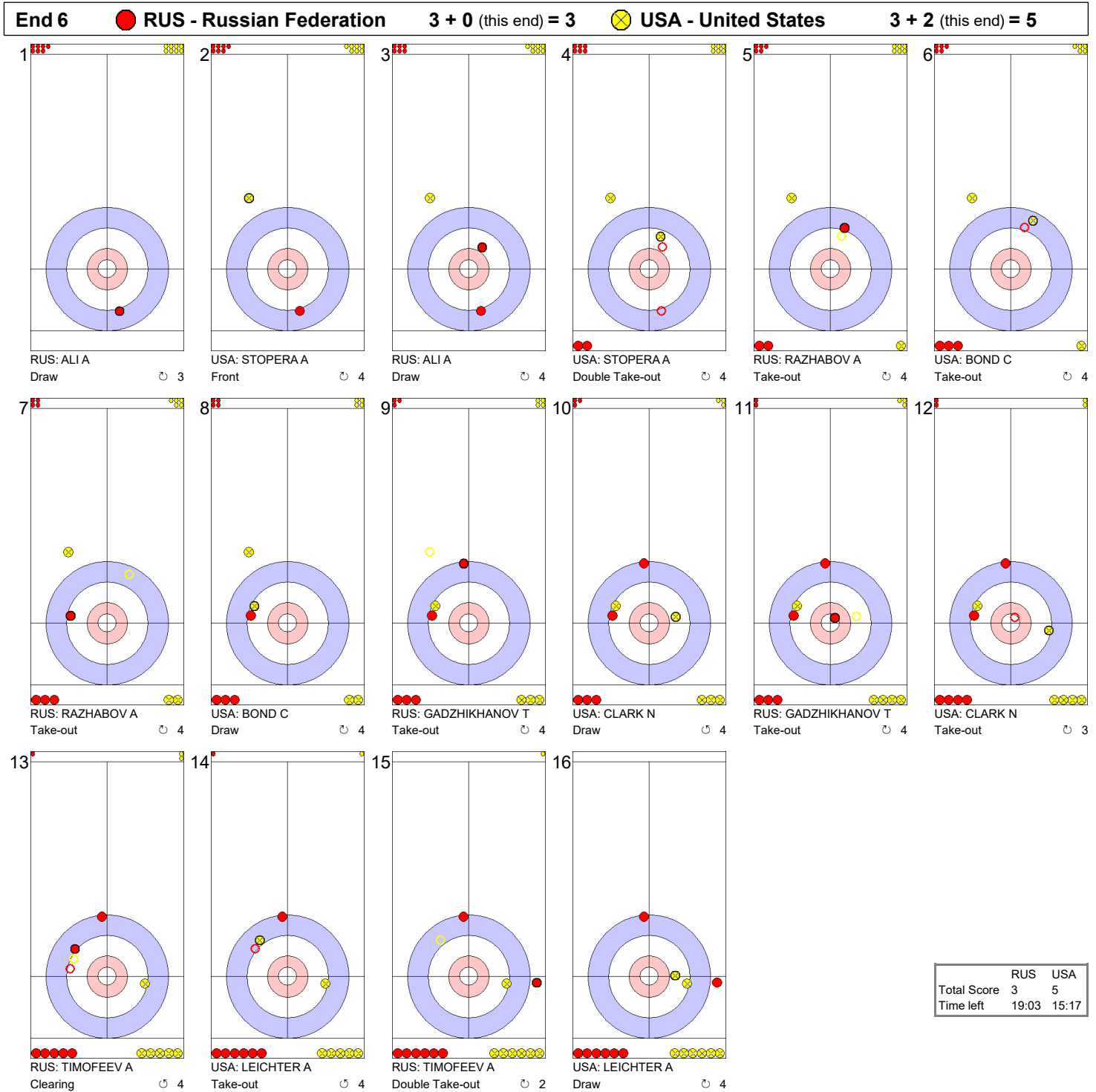


Game - Shot by Shot



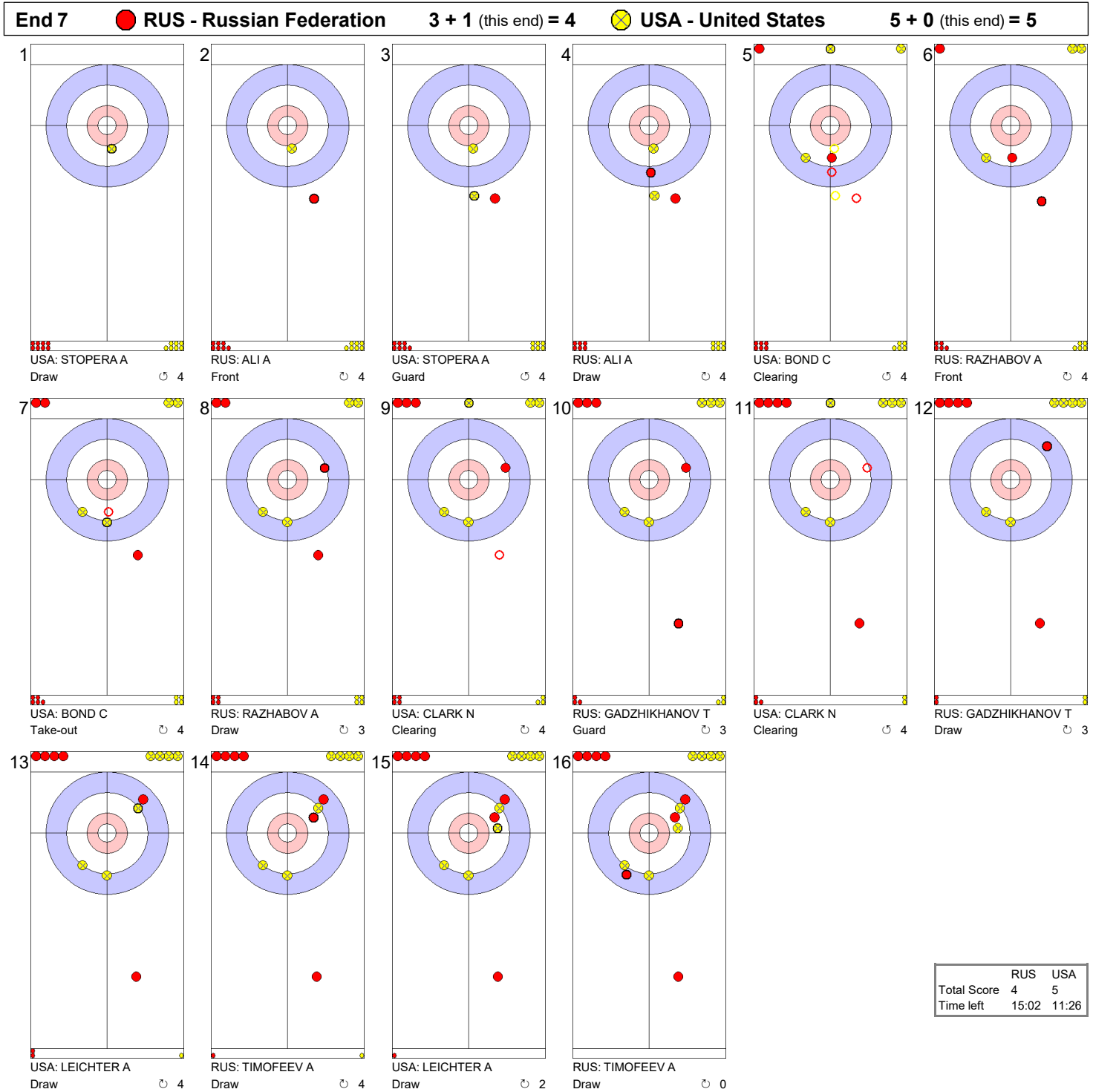


Game - Shot by Shot





Game - Shot by Shot



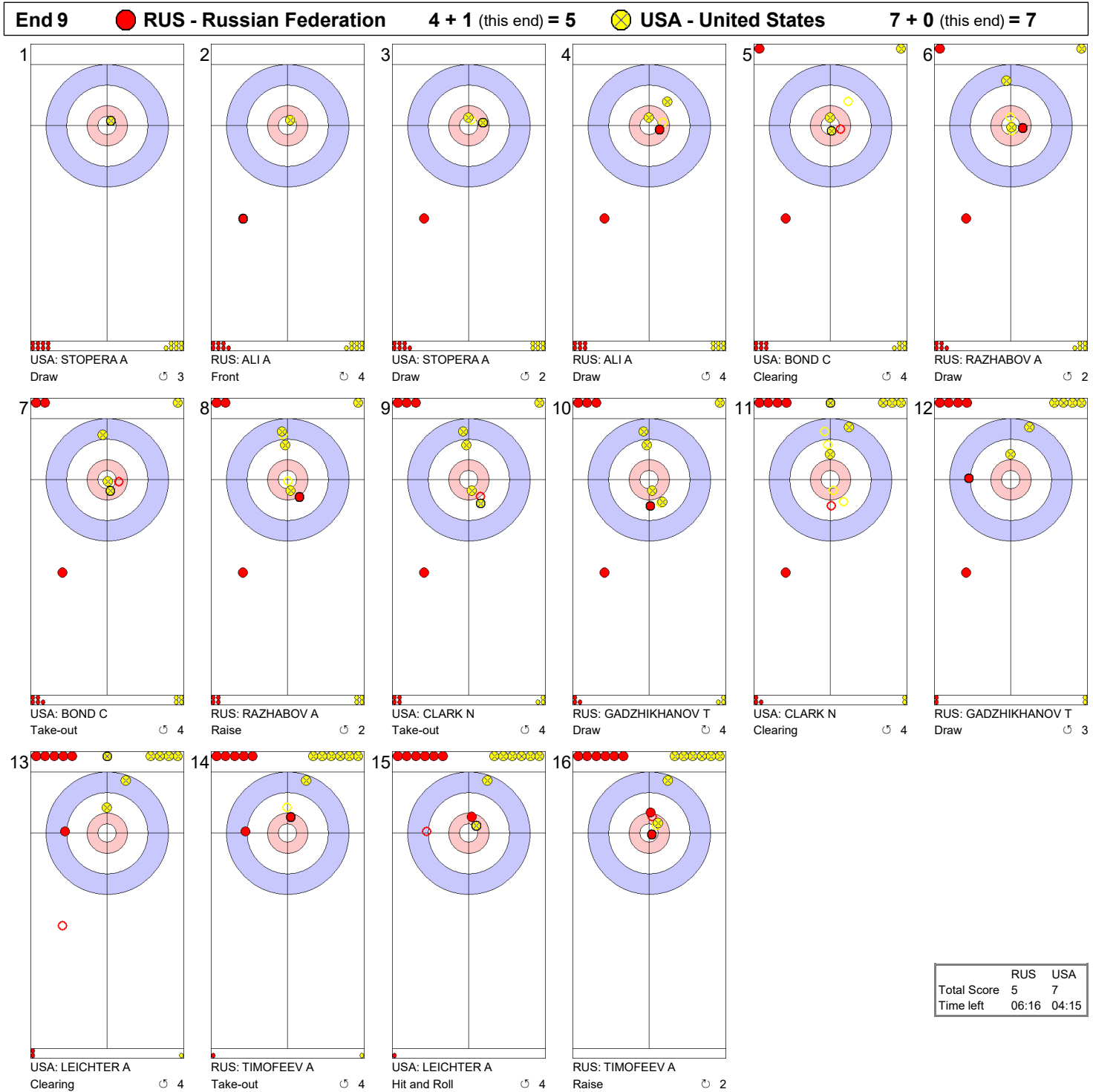


Game - Shot by Shot





Game - Shot by Shot





Game - Shot by Shot



Legend:
X Unfinished end due to concession





Game Results

Sheet	Game	Team	LSFE	1	2	3	4	5	6	7	8	9	10	Extra Ends	Total
C	7	RUS - Russian Federation	*	1	0	0	1	1	0	1	0	1	X		5
	7	USA - United States of America		0	0	3	0	0	2	0	2	0	X		7

RUS - Russian Federation		Shot Success Game
4 S	TIMOFEEV Alexey	78%
3 V	GADZHIKHANOV Timur	85%
2	RAZHABOV Artur	69%
1	ALI Artur	96%
A	KLIMOV Evgeny	-
Team Total		82%

USA - United States of America		Shot Success Game
4 S	LEICHTER Alex	87%
3 V	CLARK Nate	89%
2	BOND Chris	81%
1	STOPERA Andrew	78%
A	WEBER Calvin	-
Team Total		84%

Last Stone Draw	Distance
⌚ GADZHIKHANOV T	34.6cm
⌚ ALI A	75.4cm
Total	110.0cm

Last Stone Draw	Distance
⌚ BOND C	20.6cm
⌚ LEICHTER A	122.5cm
Total	143.1cm

Time remaining: 3 minutes 48 seconds

Time remaining: 2 minutes 37 seconds

Shot Success Analysis

RUS - Russian Federation	Draws	Take-outs	Game
4 TIMOFEEV Alexey	⌚ 9 78%	7 75%	16 77%
	⌚ 0 -	3 83%	3 83%
	Total 9 78%	10 78%	19 78%
3 GADZHIKHANOV Timur	⌚ 8 84%	7 93%	15 88%
	⌚ 4 69%	1 100%	5 75%
	Total 12 79%	8 94%	20 85%
2 RAZHABOV Artur	⌚ 8 59%	5 95%	13 73%
	⌚ 5 65%	2 50%	7 61%
	Total 13 62%	7 82%	20 69%
1 ALI Artur	⌚ 14 95%	1 100%	15 95%
	⌚ 4 100%	1 100%	5 100%
	Total 18 96%	2 100%	20 96%
A KLIMOV Evgeny	⌚ 0 -	0 -	0 -
	⌚ 0 -	0 -	0 -
	Total 0 -	0 -	0 -
Team	⌚ 39 81%	20 88%	59 83%
	⌚ 13 77%	7 79%	20 78%
	Total 52 80%	27 85%	79 82%

USA - United States of America	Draws	Take-outs	Game
4 LEICHTER Alex	⌚ 3 83%	8 88%	11 86%
	⌚ 2 88%	6 88%	8 88%
	Total 5 85%	14 88%	19 87%
3 CLARK Nate	⌚ 3 58%	8 88%	11 80%
	⌚ 1 100%	8 100%	9 100%
	Total 4 69%	16 94%	20 89%
2 BOND Chris	⌚ 3 58%	10 75%	13 71%
	⌚ 0 -	7 100%	7 100%
	Total 3 58%	17 85%	20 81%
1 STOPERA Andrew	⌚ 2 100%	2 100%	4 100%
	⌚ 11 70%	3 75%	14 71%
	Total 13 75%	5 85%	18 78%
A WEBER Calvin	⌚ 0 -	0 -	0 -
	⌚ 0 -	0 -	0 -
	Total 0 -	0 -	0 -
Team	⌚ 11 73%	28 84%	39 81%
	⌚ 14 75%	24 94%	38 87%
	Total 25 74%	52 88%	77 84%

Note:

Team position and functions are attached to each team member's name as follows:
4 = Fourth, **3** = Third, **2** = Second, **1** = Lead, **A** = Alternate, **S** = Skip, **V** = Vice-Skip

Legend:

⌚ Clockwise ⌚ Counter-clockwise LSFE(*) Last Stone First End
 X Unplayed/unfinished end due to concession



Game Results

Sheet	Game	Team	LSFE	1	2	3	4	5	6	7	8	9	10	Extra Ends	Total
E	7	KOR - Republic of Korea	*	0	1	0	1	0	0	1	2	0	0		5
	7	SWE - Sweden		0	0	2	0	0	1	0	0	4	1		8

KOR - Republic of Korea	
4 S	SEONG Sehyeon
3 V	OH Eunsu
2	LEE Kijeong
1	LEE Kibok
A	KIM Chigu

SWE - Sweden	
4 V	MABERGS Patrik
3 S	ESKILSSON Gustav
2	NYMAN Fredrik
1	PATZ Johannes
A	-

Last Stone Draw	Distance
☺ SEONG S	6.1cm
☹ OH E	12.9cm
Total	19.0cm

Last Stone Draw	Distance
☺ NYMAN F	8.6cm
☹ PATZ J	108.6cm
Total	117.2cm

Time remaining: 0 minutes 14 seconds

Time remaining: 0 minutes 53 seconds

Time-out: end 8 - KOR stone 6

Note:
Team position and functions are attached to each team member's name as follows:
4 = Fourth, 3 = Third, 2 = Second, 1 = Lead, A = Alternate, S = Skip, V = Vice-Skip

Legend:
☺ Clockwise ☹ Counter-clockwise LSFE(*) Last Stone First End



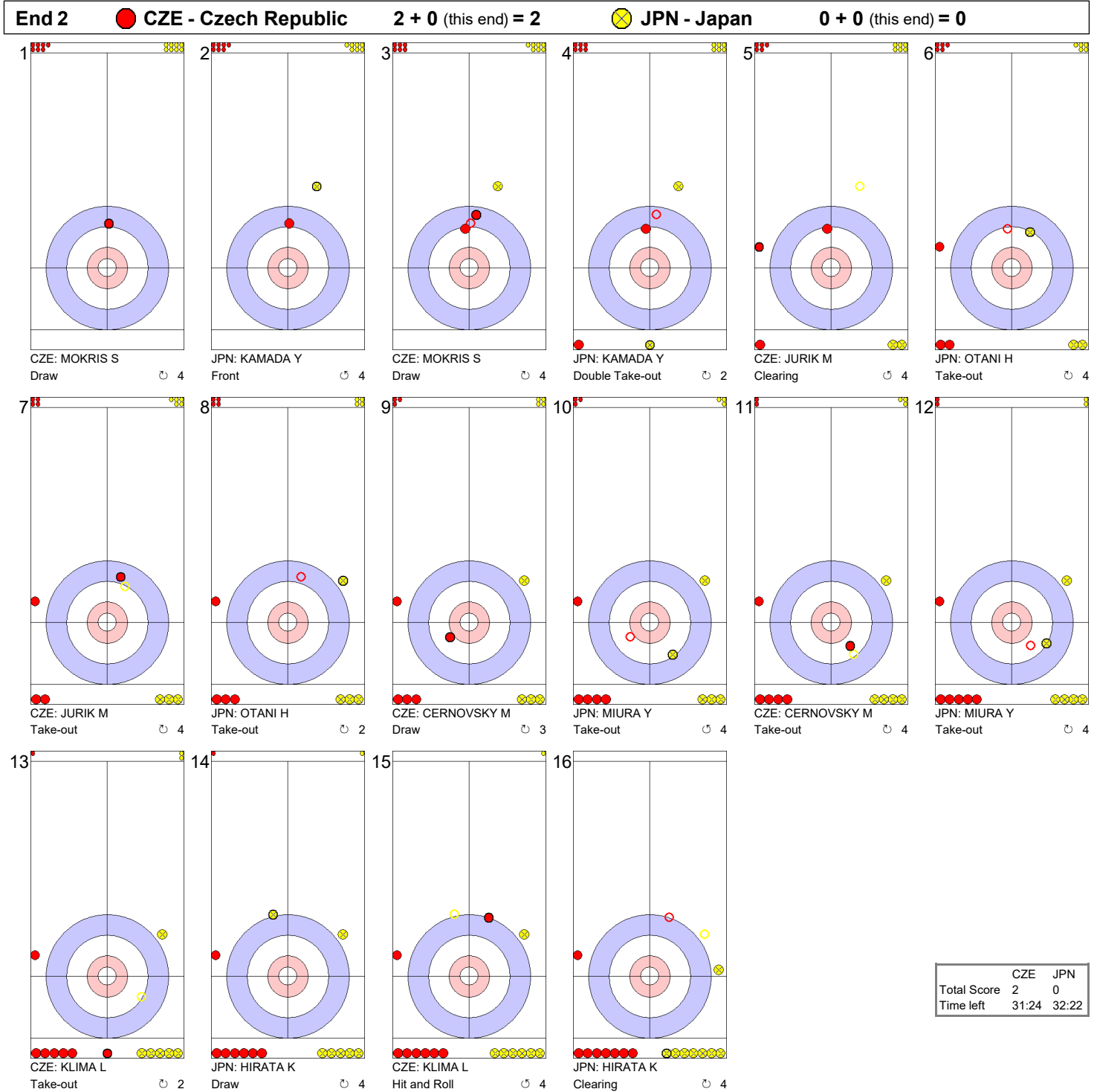


Game - Shot by Shot



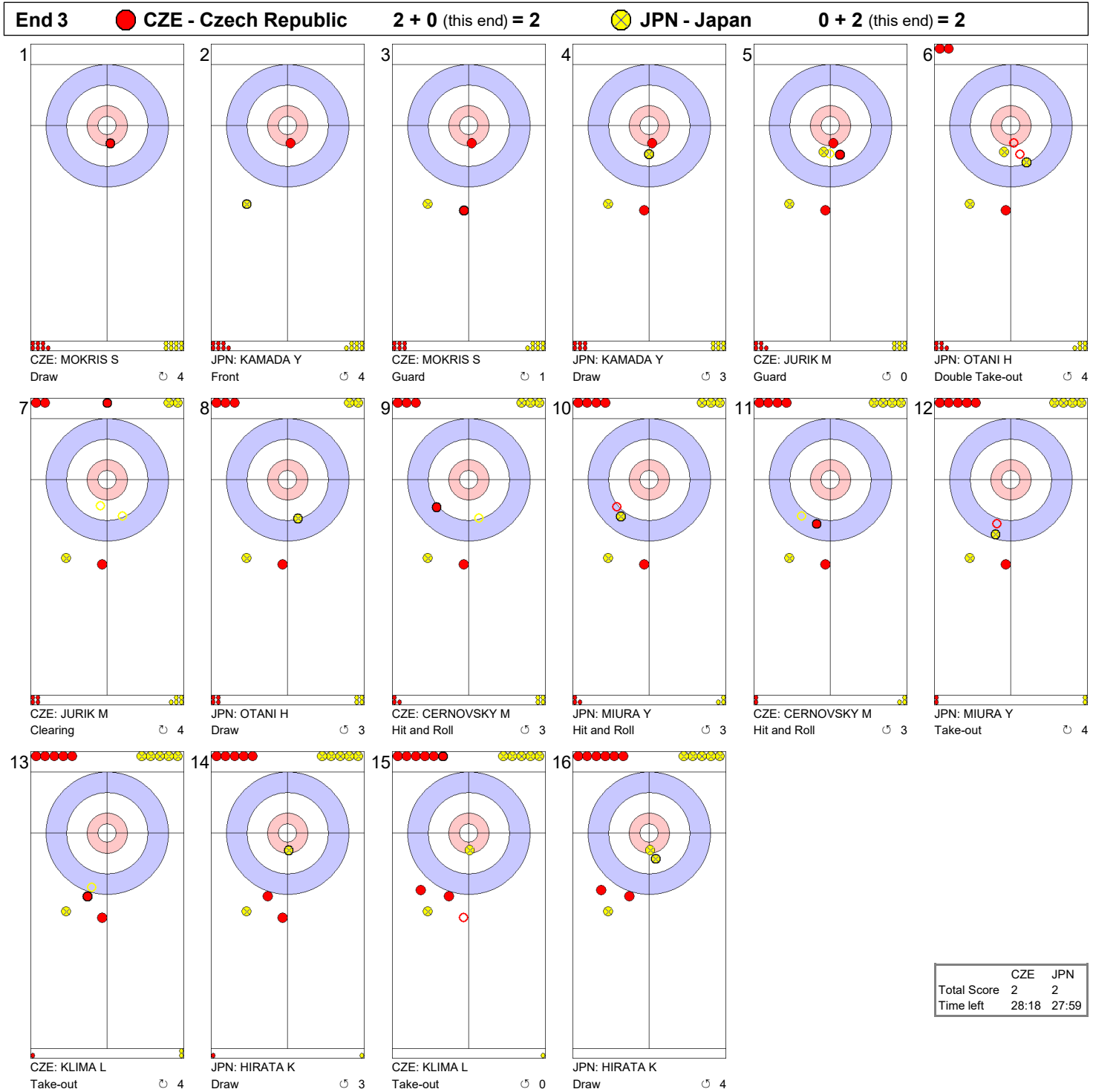


Game - Shot by Shot





Game - Shot by Shot





Game - Shot by Shot

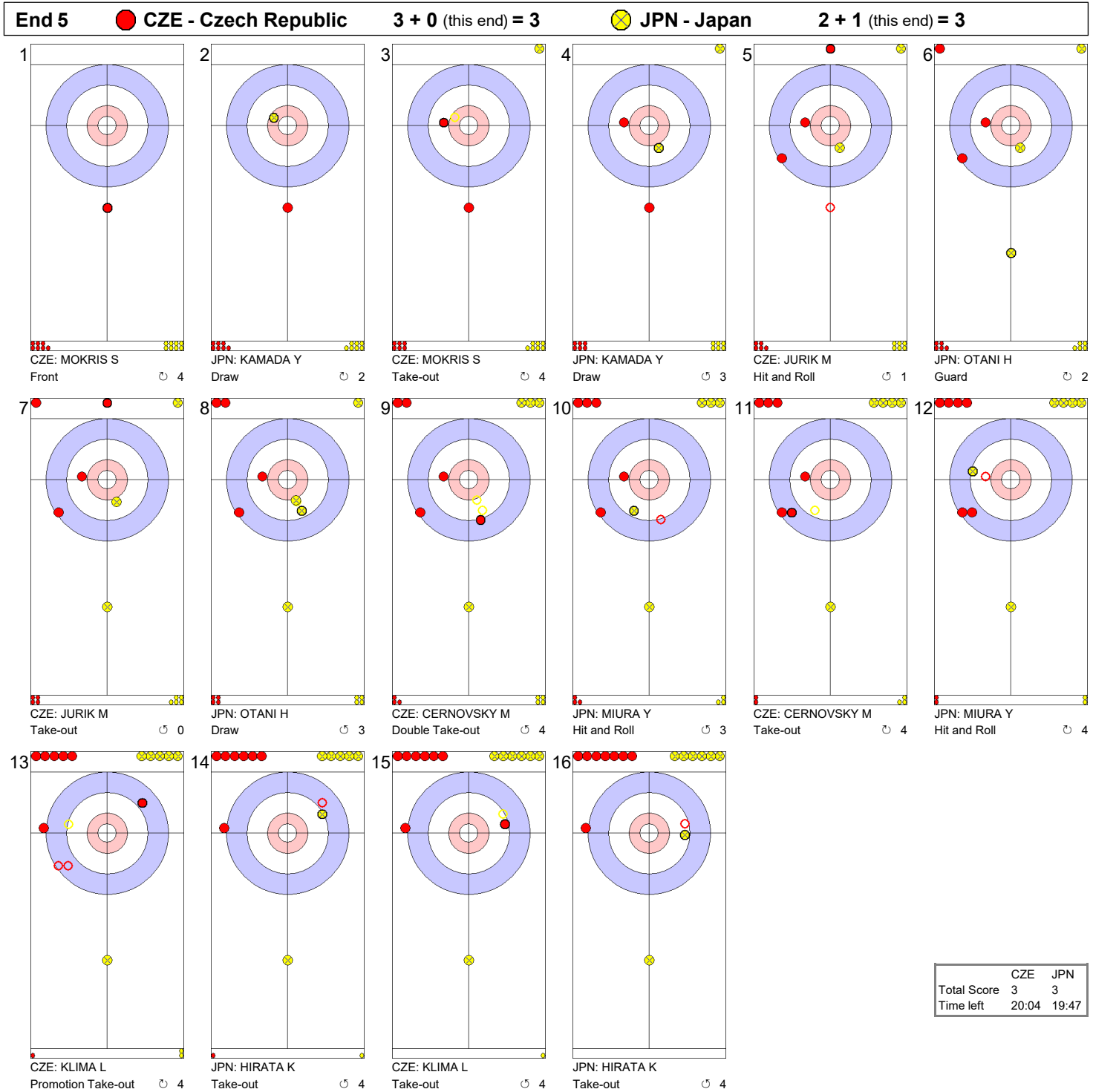


	CZE	JPN
Total Score	3	2
Time left	23:03	25:09



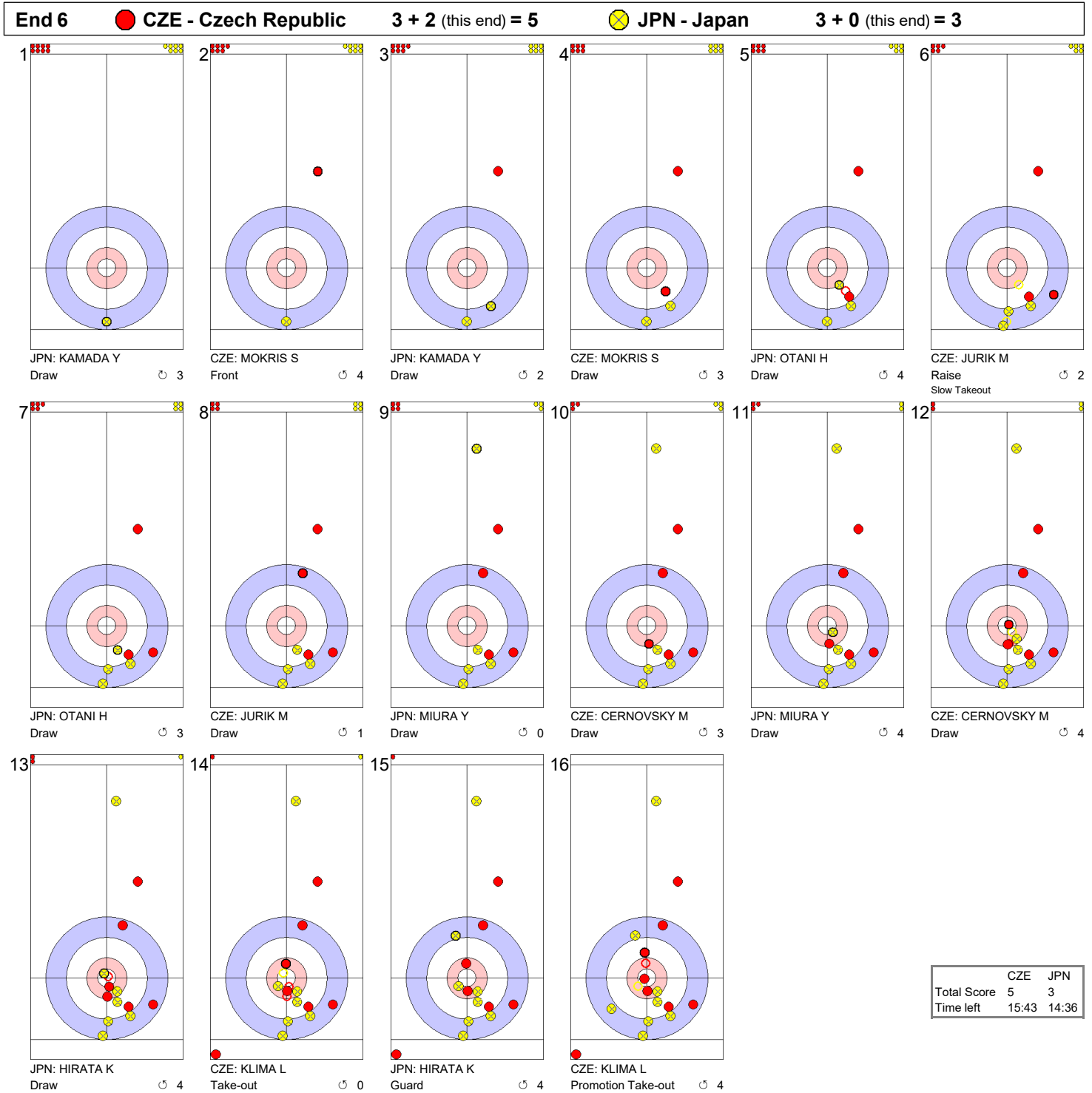


Game - Shot by Shot





Game - Shot by Shot

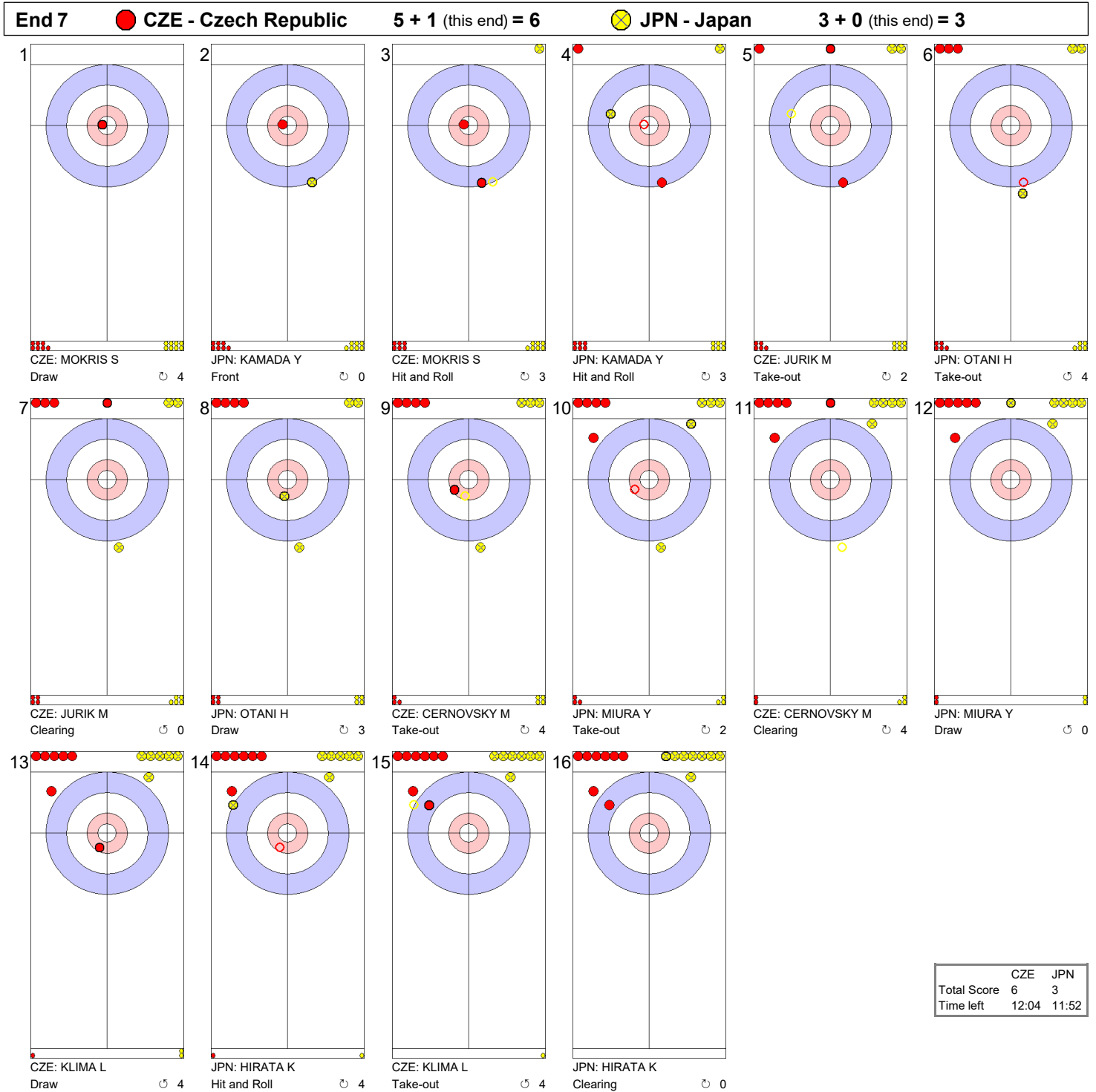


	CZE	JPN
Total Score	5	3
Time left	15:43	14:36





Game - Shot by Shot

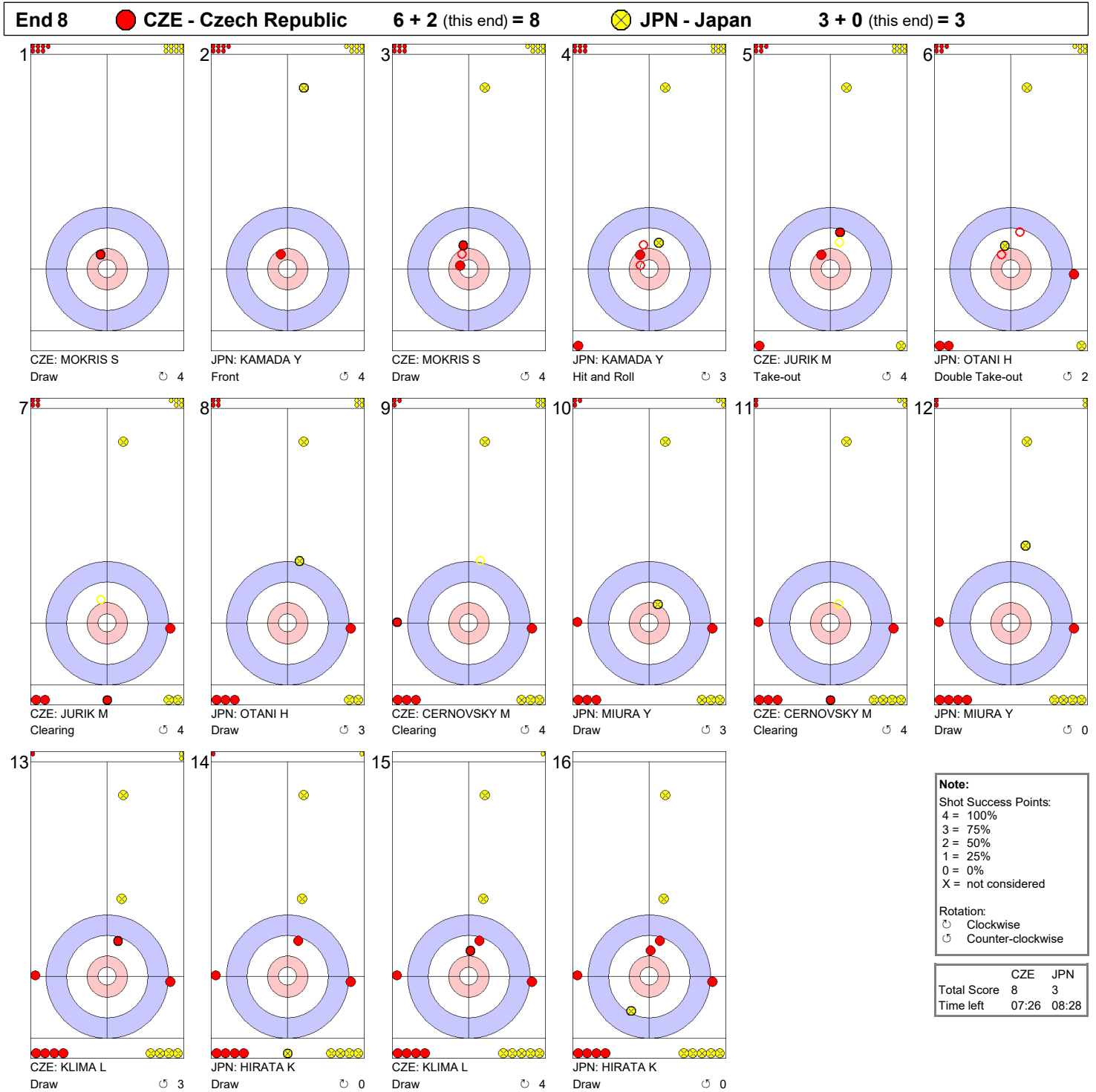


	CZE	JPN
Total Score	6	3
Time left	12:04	11:52





Game - Shot by Shot





Game Results

Sheet	Game	Team	LSFE	1	2	3	4	5	6	7	8	9	10	Extra Ends	Total
C	8	CZE - Czech Republic		2	0	0	1	0	2	1	2	X	X		8
	8	JPN - Japan	*	0	0	2	0	1	0	0	0	X	X		3

CZE - Czech Republic		Shot Success Game
4 S	KLIMA Lukas	81%
3 V	CERNOVSKY Marek	84%
2	JURIK Martin	58%
1	MOKRIS Samuel	88%
A	SPLAVEC Jakub	-
Team Total		78%

JPN - Japan		Shot Success Game
4 S	HIRATA Kohsuke	67%
3 V	MIURA Yoshiya	61%
2	OTANI Hiromu	80%
1	KAMADA Yuto	73%
A	SHIKANO Daiki	-
Team Total		70%

Last Stone Draw	Distance
☺ JURIK M	108.3cm
☹ CERNOVSKY M	145.1cm
Total	253.4cm

Last Stone Draw	Distance
☺ HIRATA K	62.7cm
☹ KAMADA Y	98.0cm
Total	160.7cm

Time remaining: 7 minutes 26 seconds

Time remaining: 8 minutes 28 seconds

Shot Success Analysis

CZE - Czech Republic		Draws	Take-outs	Game
4 KLIMA Lukas	☺	2 100%	4 88%	6 92%
	☹	3 83%	7 71%	10 75%
	Total	5 90%	11 77%	16 81%
3 CERNOVSKY Marek	☺	1 75%	4 100%	5 95%
	☹	4 75%	7 82%	11 80%
	Total	5 75%	11 89%	16 84%
2 JURIK Martin	☺	0 -	3 83%	3 83%
	☹	3 25%	10 60%	13 52%
	Total	3 25%	13 65%	16 58%
1 MOKRIS Samuel	☺	7 89%	2 88%	9 89%
	☹	7 86%	0 -	7 86%
	Total	14 88%	2 88%	16 88%
A SPLAVEC Jakub	☺	0 -	0 -	0 -
	☹	0 -	0 -	0 -
	Total	0 -	0 -	0 -
Team	☺	10 90%	13 90%	23 90%
	☹	17 72%	24 70%	41 71%
	Total	27 79%	37 77%	64 78%

JPN - Japan		Draws	Take-outs	Game
4 HIRATA Kohsuke	☺	2 50%	4 75%	6 67%
	☹	8 59%	2 100%	10 68%
	Total	10 58%	6 83%	16 67%
3 MIURA Yoshiya	☺	0 -	4 88%	4 88%
	☹	6 29%	6 75%	12 52%
	Total	6 29%	10 80%	16 61%
2 OTANI Hiromu	☺	2 63%	3 75%	5 70%
	☹	6 79%	5 90%	11 84%
	Total	8 75%	8 84%	16 80%
1 KAMADA Yuto	☺	4 50%	3 67%	7 57%
	☹	8 84%	1 100%	9 86%
	Total	12 73%	4 75%	16 73%
A SHIKANO Daiki	☺	0 -	0 -	0 -
	☹	0 -	0 -	0 -
	Total	0 -	0 -	0 -
Team	☺	8 53%	14 77%	22 68%
	☹	28 64%	14 86%	42 71%
	Total	36 62%	28 81%	64 70%

Note:

Team position and functions are attached to each team member's name as follows:
4 = Fourth, **3** = Third, **2** = Second, **1** = Lead, **A** = Alternate, **S** = Skip, **V** = Vice-Skip

Legend:

☺ Clockwise ☹ Counter-clockwise
 X Unplayed/unfinished end due to concession

LSFE(*) Last Stone First End



Game Results

Sheet	Game	Team	LSFE	1	2	3	4	5	6	7	8	9	10	Extra Ends	Total
D	8	KOR - Republic of Korea		1	0	5	0	0	0	1	0	1	X		8
	8	CAN - Canada	*	0	1	0	0	1	1	0	1	0	X		4

KOR - Republic of Korea	
4 S	LEE Kibok
3 V	SEONG Sehyeon
2	LEE Kijeong
1	OH Eunsu
A	KIM Chigu

CAN - Canada	
4 S	SQUIRES Aaron
3 V	KRELL Richard
2	NUTTALL Spencer
1	REID Fraser
A	CUDDIE Russell

Last Stone Draw	Distance
☺ LEE Kib	151.2cm
☺ LEE Kij	199.6cm
Total	350.8cm

Last Stone Draw	Distance
☺ NUTTALL S	96.1cm
☺ REID F	130.4cm
Total	226.5cm

Time remaining: 1 minute 39 seconds

Time remaining: 2 minutes 52 seconds

Note:
Team position and functions are attached to each team member's name as follows:
4 = Fourth, 3 = Third, 2 = Second, 1 = Lead, A = Alternate, S = Skip, V = Vice-Skip

Legend:
☺ Clockwise ☹ Counter-clockwise LSFE(*) Last Stone First End
X Unplayed/unfinished end due to concession





Game Results

Sheet	Game	Team	LSFE	1	2	3	4	5	6	7	8	9	10	Extra Ends	Total
E	8	RUS - Russian Federation	*	3	0	1	1	2	1	X	X	X	X		8
	8	KAZ - Kazakhstan		0	1	0	0	0	0	X	X	X	X		1

RUS - Russian Federation	
4 S	TIMOFEEV Alexey
3 V	GADZHIKHANOV Timur
2	RAZHABOV Artur
1	ALI Artur
A	KLIMOV Evgeny

KAZ - Kazakhstan	
4 V	KIM Daniel
3 S	ZHUZBAY Abylaikhan
2	GARAGUL Dmitriy
1	AKHMAD Renas
A	IRGEBAY Tamerlan

Last Stone Draw	Distance
⌚ RAZHABOV A	1.4cm
⌚ GADZHIKHANOV T	34.6cm
Total	36.0cm

Last Stone Draw	Distance
⌚ AKHMAD R	199.6cm
⌚ GARAGUL D	124.6cm
Total	324.2cm

Time remaining: 21 minutes 19 seconds

Time remaining: 9 minutes 33 seconds

Note:
Team position and functions are attached to each team member's name as follows:
4 = Fourth, 3 = Third, 2 = Second, 1 = Lead, A = Alternate, S = Skip, V = Vice-Skip

Legend:
⌚ Clockwise ⌚ Counter-clockwise LSFE(*) Last Stone First End
X Unplayed/unfinished end due to concession





Game Results

Sheet	Game	Team	LSFE	1	2	3	4	5	6	7	8	9	10	Extra Ends	Total
A	9	SWE - Sweden	*	0	2	0	0	4	0	0	4	0	X		10
	9	JPN - Japan		0	0	0	1	0	1	0	0	1	X		3

SWE - Sweden	
4 V	MABERGS Patrik
3 S	ESKILSSON Gustav
2	NYMAN Fredrik
1	PATZ Johannes
A	-

JPN - Japan	
4 S	HIRATA Kohsuke
3 V	MIURA Yoshiya
2	OTANI Hiromu
1	KAMADA Yuto
A	SHIKANO Daiki

Last Stone Draw	Distance
⌚ ESKILSSON G	51.3cm
⌚ MABERGS P	22.9cm
Total	74.2cm

Last Stone Draw	Distance
⌚ KAMADA Y	172.5cm
⌚ HIRATA K	53.8cm
Total	226.3cm

Time remaining: 13 minutes 21 seconds

Time remaining: 5 minutes 28 seconds

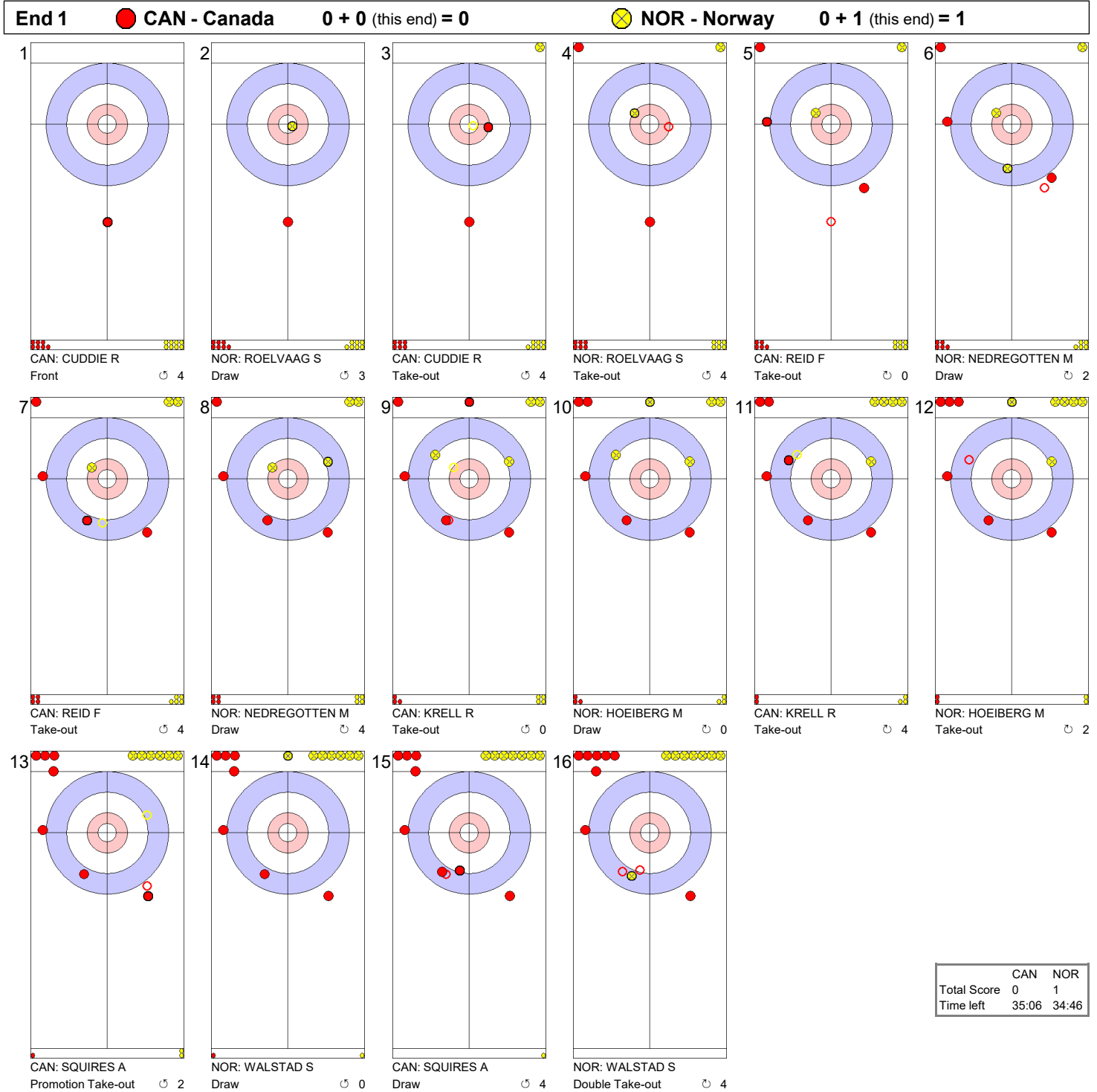
Note:
Team position and functions are attached to each team member's name as follows:
4 = Fourth, 3 = Third, 2 = Second, 1 = Lead, A = Alternate, S = Skip, V = Vice-Skip

Legend:
⌚ Clockwise ⌚ Counter-clockwise LSFE(*) Last Stone First End
X Unplayed/unfinished end due to concession





Game - Shot by Shot





Game - Shot by Shot





Game - Shot by Shot



	CAN	NOR
Total Score	3	1
Time left	29:03	30:55



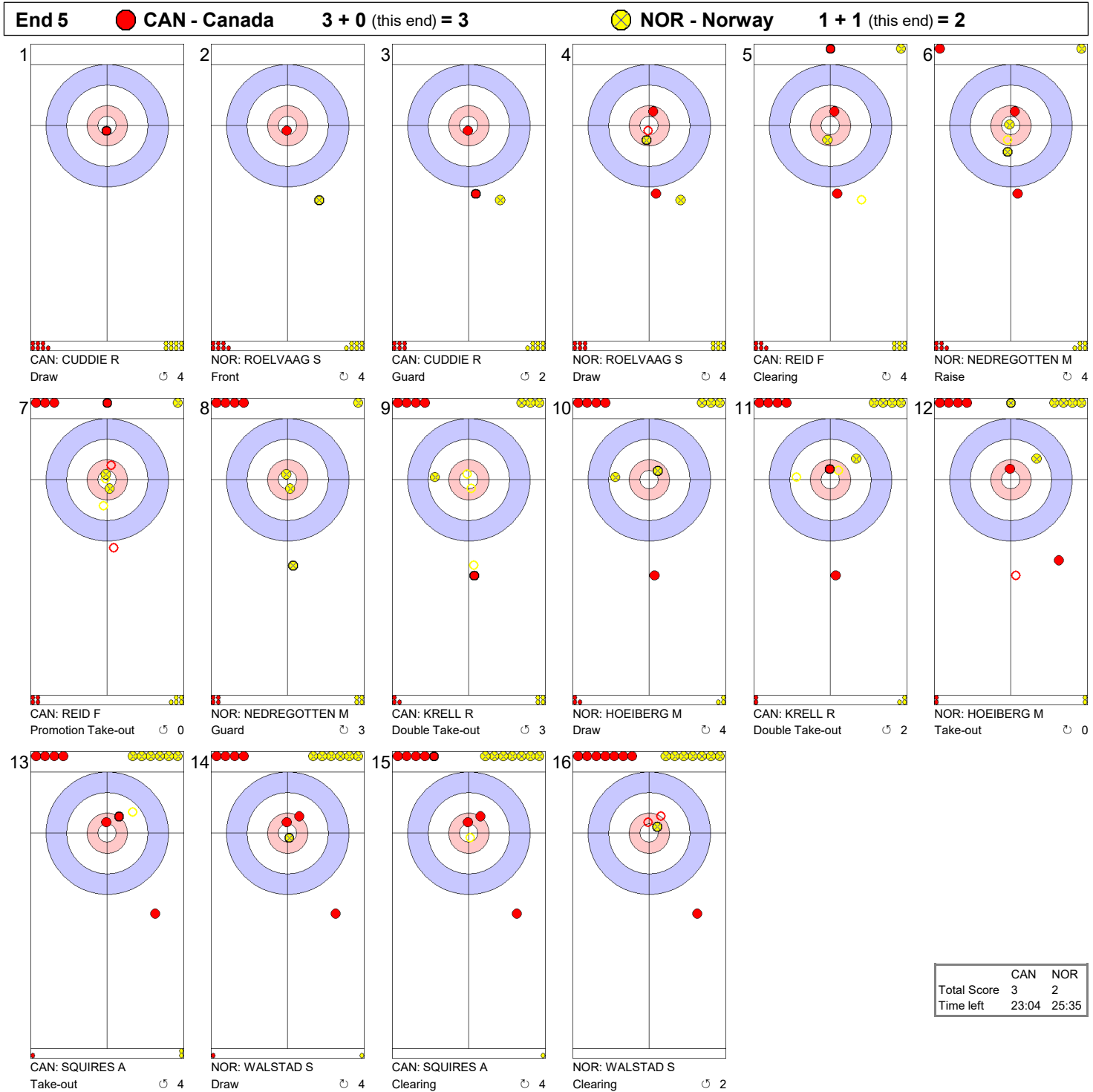


Game - Shot by Shot





Game - Shot by Shot



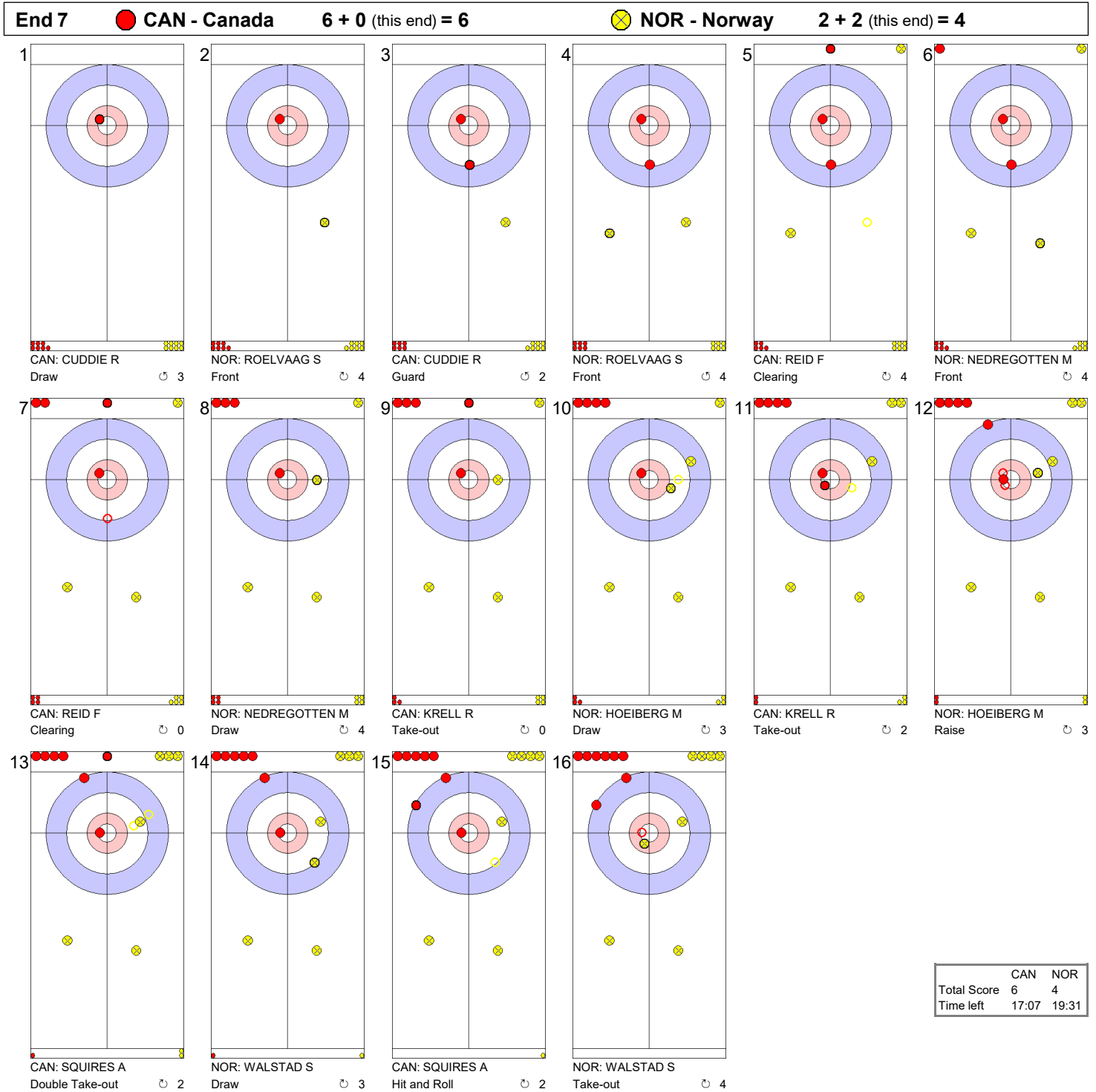


Game - Shot by Shot





Game - Shot by Shot

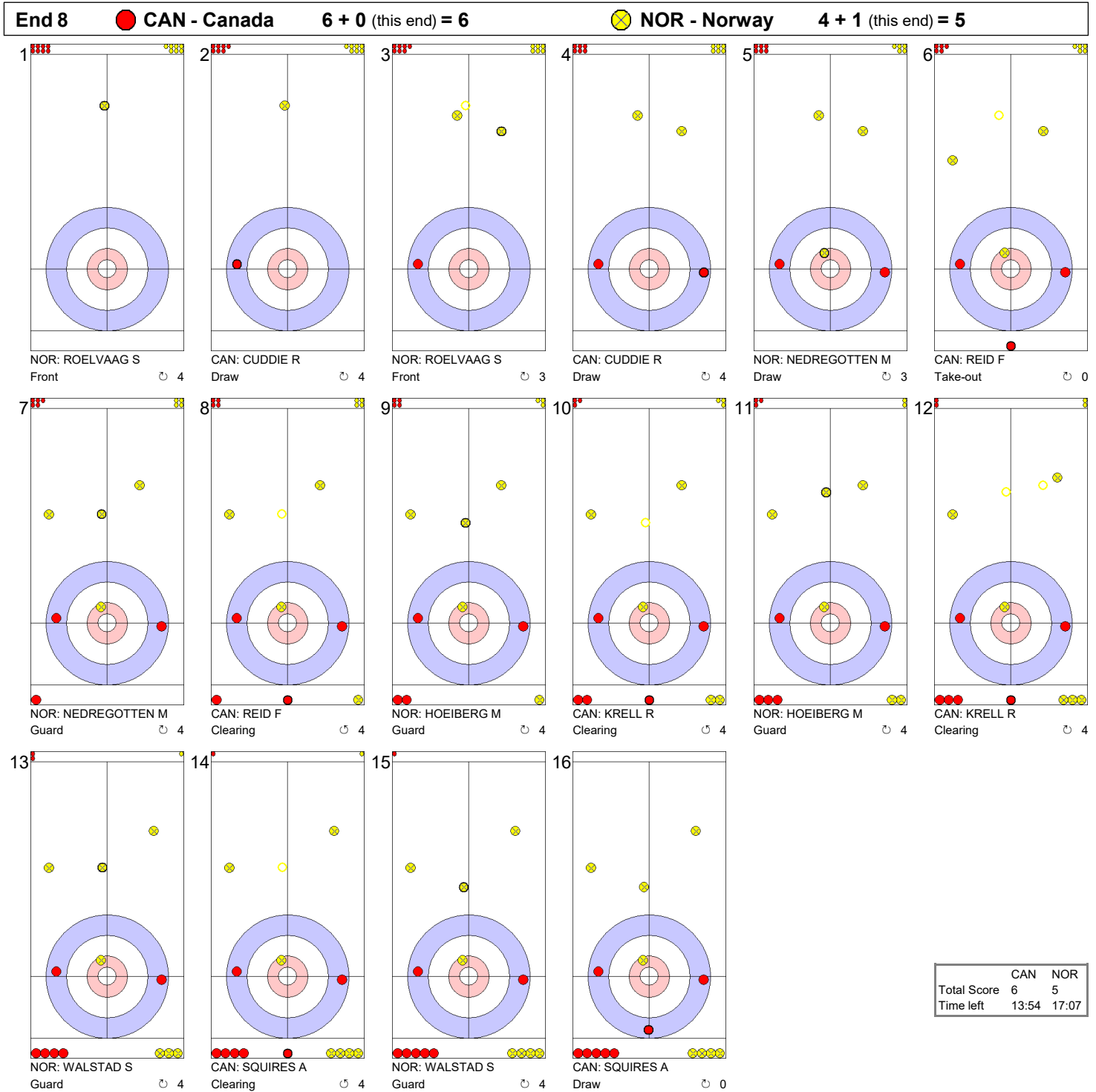


	CAN	NOR
Total Score	6	4
Time left	17:07	19:31



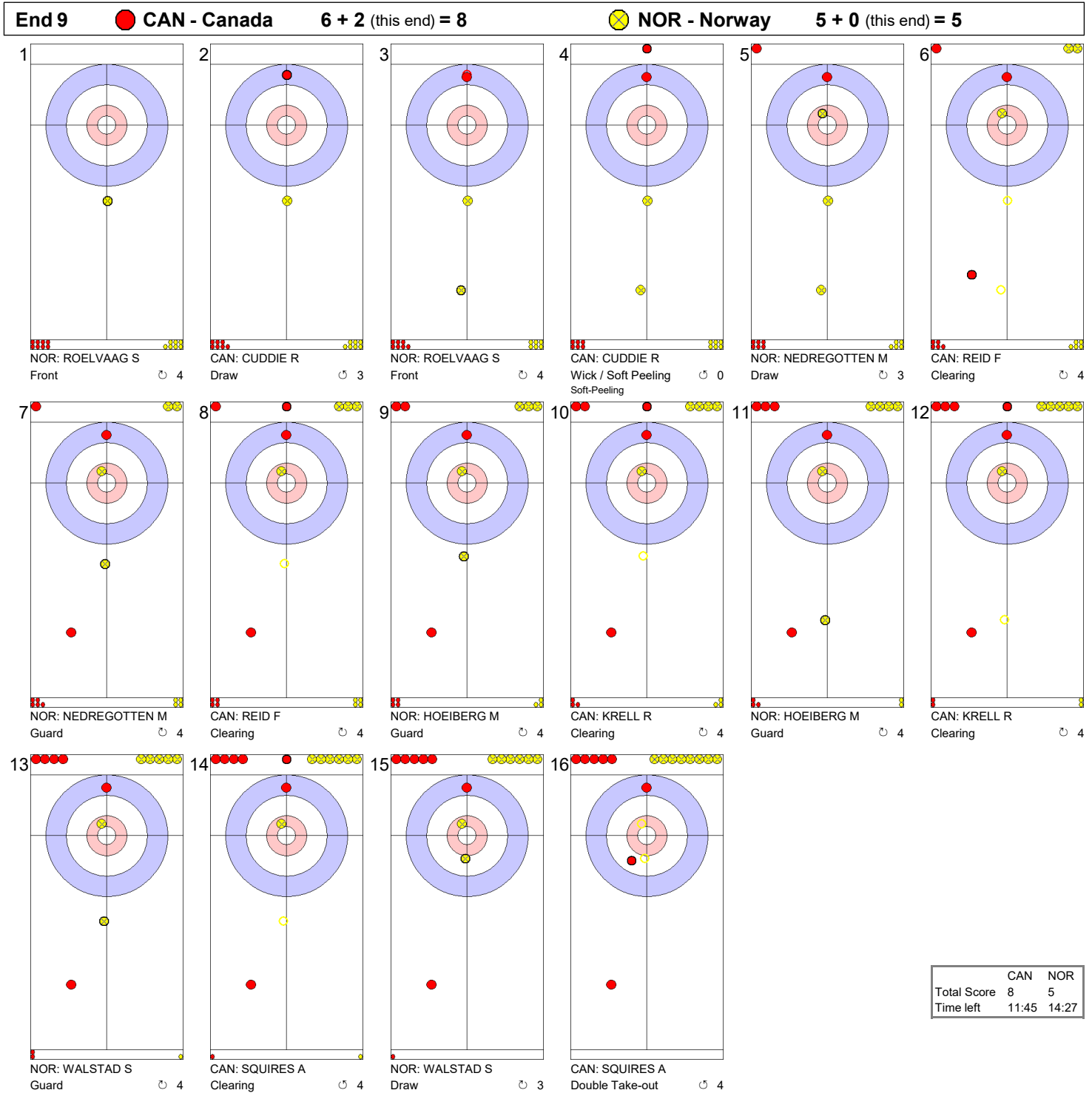


Game - Shot by Shot





Game - Shot by Shot





Game - Shot by Shot





Game Results

Sheet	Game	Team	LSFE	1	2	3	4	5	6	7	8	9	10	Extra Ends	Total
C	9	CAN - Canada		0	2	1	0	0	3	0	0	2	1		9
	9	NOR - Norway	*	1	0	0	0	1	0	2	1	0	0		5

CAN - Canada		Shot Success Game
4 S	SQUIRES Aaron	81%
3 V	KRELL Richard	70%
2	REID Fraser	73%
1	CUDDIE Russell	71%
A	NUTTALL Spencer	-
Team Total		74%

NOR - Norway		Shot Success Game
4 S	WALSTAD Steffen	75%
3 V	HOEIBERG Markus	71%
2	NEDREGOTTEN Magnus	90%
1	ROELVAAG Sander	94%
A	-	-
Team Total		83%

Last Stone Draw	Distance
☺ CUDDIE R	69.5cm
☹ REID F	12.9cm
Total	82.4cm

Last Stone Draw	Distance
☺ ROELVAAG S	13.4cm
☹ WALSTAD S	17.3cm
Total	30.7cm

Time remaining: 9 minutes 20 seconds

Time remaining: 11 minutes 4 seconds

Shot Success Analysis

CAN - Canada	Draws	Take-outs	Game
4 SQUIRES Aaron	☺ 3 33%	8 88%	11 73%
	☹ 2 100%	7 89%	9 92%
	Total 5 60%	15 88%	20 81%
3 KRELL Richard	☺ 0 -	12 79%	12 79%
	☹ 1 100%	7 50%	8 56%
	Total 1 100%	19 68%	20 70%
2 REID Fraser	☺ 0 -	14 71%	14 71%
	☹ 0 -	6 75%	6 75%
	Total 0 -	20 73%	20 73%
1 CUDDIE Russell	☺ 8 66%	0 -	8 66%
	☹ 8 69%	2 100%	10 75%
	Total 16 67%	2 100%	18 71%
A NUTTALL Spencer	☺ 0 -	0 -	0 -
	☹ 0 -	0 -	0 -
	Total 0 -	0 -	0 -
Team	☺ 11 57%	34 78%	45 73%
	☹ 11 77%	22 74%	33 75%
	Total 22 67%	56 76%	78 74%

NOR - Norway	Draws	Take-outs	Game
4 WALSTAD Steffen	☺ 9 83%	7 75%	16 80%
	☹ 1 0%	2 75%	3 50%
	Total 10 75%	9 75%	19 75%
3 HOEIBERG Markus	☺ 11 75%	5 55%	16 69%
	☹ 3 75%	1 100%	4 81%
	Total 14 75%	6 63%	20 71%
2 NEDREGOTTEN Magnus	☺ 15 90%	0 -	15 90%
	☹ 2 88%	3 92%	5 90%
	Total 17 90%	3 92%	20 90%
1 ROELVAAG Sander	☺ 14 93%	0 -	14 93%
	☹ 3 92%	3 100%	6 96%
	Total 17 93%	3 100%	20 94%
A -	☺ 0 -	0 -	0 -
	☹ 0 -	0 -	0 -
	Total 0 -	0 -	0 -
Team	☺ 49 86%	12 67%	61 82%
	☹ 9 75%	9 92%	18 83%
	Total 58 84%	21 77%	79 83%

Note:

Team position and functions are attached to each team member's name as follows:
4 = Fourth, **3** = Third, **2** = Second, **1** = Lead, **A** = Alternate, **S** = Skip, **V** = Vice-Skip

Legend:

☺ Clockwise

☹ Counter-clockwise

LSFE(*) Last Stone First End



Game Results

Sheet	Game	Team	LSFE	1	2	3	4	5	6	7	8	9	10	Extra Ends	Total
E	9	GBR - United Kingdom		0	0	1	0	3	0	0	1	0	X		5
	9	KOR - Republic of Korea	*	1	0	0	1	0	1	0	0	0	X		3

GBR - United Kingdom	
4 V	MOUAT Bruce
3 S	LAMMIE Bobby
2	CANNON Gregor
1	SLOAN Derrick
A	SCHREIBER Alasdair

KOR - Republic of Korea	
4 S	LEE Kibok
3 V	SEONG Sehyeon
2	LEE Kijeong
1	OH Eunsu
A	KIM Chigu

Last Stone Draw		Distance
↻	MOUAT B	80.4cm
↻	LAMMIE B	9.7cm
Total		90.1cm

Last Stone Draw		Distance
↻	OH E	14.6cm
↻	LEE Kib	35.7cm
Total		50.3cm

Time remaining: 9 minutes 3 seconds

Time remaining: 1 minute 2 seconds

Note:
Team position and functions are attached to each team member's name as follows:
4 = Fourth, 3 = Third, 2 = Second, 1 = Lead, A = Alternate, S = Skip, V = Vice-Skip

Legend:
↻ Clockwise ↻ Counter-clockwise LSFE(*) Last Stone First End
X Unplayed/unfinished end due to concession

