



Almaty 2017

28TH WINTER UNIVERSIADE



SPEED SKATING

	Speed Skating	1
1	Table of Contents	2
2	Competition Schedule	5
3	Entry List by Country	6
4	Medallists by Event	11
5	Medal Standings	13
6	Ladies' 500m	14
6.1	Start List	15
6.2	Results - After Race 2	17
6.3	Ice and Climatic Conditions	19
6.4	500m	20
6.4.1	Race 1 of 2	20
6.4.1.1	Results - After Race 1	20
6.4.1.2	Distance Analysis in Pairs - After Race 1	21
6.4.2	Race 2 of 2	24
6.4.2.1	Distance Analysis in Pairs - After Race 2	24
7	Ladies' 1,000m	27
7.1	Start List	28
7.2	Results	30
7.3	Distance Analysis in Pairs	32
7.4	Ice and Climatic Conditions	35
8	Ladies' 1,500m	36
8.1	Start List	37
8.2	Results	39
8.3	Distance Analysis in Pairs	41
8.4	Distance Analysis - Graphical	44
8.5	Ice and Climatic Conditions	50
9	Ladies' 3,000m	51
9.1	Start List	52
9.2	Results	54
9.3	Distance Analysis in Pairs	55
9.4	Distance Analysis - Graphical	58
9.5	Ice and Climatic Conditions	62
10	Ladies' 5,000m	63
10.1	Start List	64
10.2	Results	65
10.3	Distance Analysis in Pairs	66
10.4	Distance Analysis - Graphical	68
10.5	Ice and Climatic Conditions	75
11	Ladies' Team Pursuit	76

11.1	Ice and Climatic Conditions	77
11.2	Ladies' Team Pursuit	78
11.2.1	Start List	78
11.2.2	Results	79
11.2.3	Distance Analysis in Heats	80
11.3	Qualification	81
11.3.1	Start List	81
11.3.2	Results	82
11.3.3	Distance Analysis in Heats	84
12	Ladies' Mass Start	85
12.1	Final	86
12.1.1	Start List	86
12.1.2	Results	87
12.1.3	Distance Analysis	88
13	Men's 500m	90
13.1	Results - After Race 2	91
13.2	Ice and Climatic Conditions	93
13.3	500m	94
13.3.1	Race 1 of 2	94
13.3.1.1	Results - After Race 1	94
13.3.1.2	Distance Analysis in Pairs - After Race 1	96
13.3.2	Race 2 of 2	99
13.3.2.1	Distance Analysis in Pairs - After Race 2	99
14	Men's 1,000m	102
14.1	Start List	103
14.2	Results	105
14.3	Distance Analysis in Pairs	107
14.4	Ice and Climatic Conditions	110
15	Men's 1,500m	111
15.1	Start List	112
15.2	Results	114
15.3	Distance Analysis in Pairs	116
15.4	Distance Analysis - Graphical	119
15.5	Ice and Climatic Conditions	125
16	Men's 5,000m	126
16.1	Start List	127
16.2	Results	129
16.3	Distance Analysis in Pairs	130
16.4	Distance Analysis - Graphical	134
16.5	Ice and Climatic Conditions	146

17	Men's 10,000m	147
17.1	Start List	148
17.2	Results	149
17.3	Distance Analysis in Pairs	150
17.4	Distance Analysis - Graphical	153
17.5	Ice and Climatic Conditions	158
18	Men's Team Pursuit	159
18.1	Ice and Climatic Conditions	160
18.2	Men's Team Pursuit	161
18.2.1	Start List	161
18.2.2	Results	162
18.2.3	Distance Analysis in Heats	163
18.3	Qualification	165
18.3.1	Start List	165
18.3.2	Results	166
18.3.3	Distance Analysis in Heats	168
19	Men's Mass Start	170
19.1	Final	171
19.1.1	Start List	171
19.1.2	Results	172
19.1.3	Distance Analysis	173
19.2	Semifinal	175
19.2.1	Start List	175
19.2.2	Semifinal 1	176
19.2.2.1	Results	176
19.2.2.2	Distance Analysis	177
19.2.3	Semifinal 2	179
19.2.3.1	Results	179
19.2.3.2	Distance Analysis	180



Competition Schedule

As of SUN 5 FEB 2017

Date	Start Time	Estimated Finish Time	Event
TUE 31 JAN	11:00	12:45	Ladies's 1500m
	13:30	16:00	Men's 5000m
WED 1 FEB	11:00	12:36	Ladies' 3000m
	14:05	14:51	Men's 500m
	15:50	16:30	Men's 500m
THU 2 FEB	11:00	11:40	Ladies' 500m
	12:25	13:05	Ladies' 500m
	14:10	16:00	Men's 1500m
FRI 3 FEB	11:00	12:20	Ladies' 5000m
	14:00	15:29	Men's 1000m
SAT 4 FEB	11:00	12:05	Ladies' 1000m
	13:30	16:45	Men's 10000m
SUN 5 FEB	11:00	11:24	Ladies' Team Pursuit Qualification
	11:50	12:20	Men's Team Pursuit Qualification
	13:00	13:06	Ladies' Team Pursuit Final C
	13:06	13:12	Ladies' Team Pursuit Final B
	13:12	13:18	Ladies' Team Pursuit Final A
	13:50	13:56	Men's Team Pursuit Final D
	13:56	14:02	Men's Team Pursuit Final C
	14:02	14:08	Men's Team Pursuit Final B
	14:08	14:14	Men's Team Pursuit Final A
MON 6 FEB	11:30	11:52	Men's Mass Start Semifinals
	13:00	13:11	Ladies' Mass Start Final
	13:20	13:31	Men's Mass Start Final

Note:
Please check INFO for more details and the latest updates.



Entry List by Country

As of THU 6 APR 2017

Ctry	Name	Start Number	Gender	Date of Birth	Height m / ft in	Weight kg / lbs
AUT - Austria						
	HAGER Armin	1	M	14 SEP 1994	-	-
	HEIDEGGER Linus	2	M	23 AUG 1995	-	-
BLR - Belarus						
	ZUYEVA Maryna	201	F	20 MAR 1992	-	-
	CHABAN Artsiom	4	M	6 JUL 1994	-	-
	GOLOVATSIUK Ignat	5	M	5 MAY 1997	-	-
	KAPUSTSIN Anton	6	M	16 OCT 1995	-	-
	KIRPICHNIK Aliaksei	7	M	22 MAR 1997	-	-
CHN - People's Republic of China						
	BAI Dan	202	F	20 JUL 1996	-	-
	GAO Yue	203	F	18 NOV 1997	-	-
	QIN Yangyang	204	F	13 MAR 1997	-	-
	QU Yi	205	F	3 AUG 1993	-	-
	SHA Yuning	206	F	26 NOV 1994	-	-
	WU Dan	207	F	7 JUL 1993	-	-
	YAN Yuzhuo	208	F	19 MAY 1997	-	-
	YANG Baoqian	209	F	10 SEP 1999	-	-
	YANG Jie	210	F	30 AUG 1998	-	-
	BAI Qiuming	8	M	30 AUG 1994	-	-
	LYU Bo	9	M	13 APR 1993	-	-
	TUERSONGHAN Dasituer	10	M	23 MAY 1995	-	-
	WANG Shiwei	11	M	11 AUG 1996	-	-
	ZHANG Chuang	12	M	18 NOV 1996	-	-
	ZHANG Hongqiang	13	M	28 AUG 1996	-	-
	ZHU Jiayao	14	M	7 NOV 1994	-	-
EST - Estonia						
	SARAP Mariin	212	F	14 MAY 1996	-	-
	KALJUVEE Kaspar	15	M	4 JUN 1998	-	-
	LUIK Aleks	16	M	14 FEB 1995	-	-
FRA - France						
	MELINE Thomas	19	M	2 FEB 1993	-	-
GBR - United Kingdom of G.B. & N.I.						
	SMEDING Ellia Georgina	213	F	16 MAR 1998	-	-
	KERSTEN Cornelius Giuseppe Gerardus	20	M	19 JUL 1994	-	-
ITA - Italy						
	BORTOLOTTI Linda	214	F	20 JUN 1995	-	-
	LOLLOBRIGIDA Giulia	215	F	12 APR 1995	-	-
	MALFATTI Gloria	216	F	7 JAN 1997	-	-
	GHIOTTO Davide	21	M	3 DEC 1993	-	-
	TRENTINI Alessio	22	M	19 JUL 1994	-	-



Entry List by Country

As of THU 6 APR 2017

Ctry	Name	Start Number	Gender	Date of Birth	Height m / ft in	Weight kg / lbs
JPN - Japan						
	ASANO Miku	217	F	28 SEP 1996	-	-
	FURUSHO Ai	218	F	24 MAY 1995	-	-
	MATSUZAWA Yukari	219	F	2 MAY 1995	-	-
	NAKAMURA Anna	220	F	14 JAN 1995	-	-
	SAKAI Nene	221	F	2 DEC 1995	-	-
	TAKAHASHI Nana	222	F	3 APR 1993	-	-
	TSUJIMOTO Arisa	223	F	23 NOV 1993	-	-
	TSUJINAKA Anna	224	F	8 JUN 1993	-	-
	YAMADA Mai	286	F	28 FEB 1994	-	-
	YAMADA Rio	226	F	10 JUL 1997	-	-
	FUJINO Yuto	23	M	22 DEC 1993	-	-
	GOTO Takuya	24	M	9 MAR 1995	-	-
	ICHINOHE Seitaro	25	M	25 JAN 1996	-	-
	KOSAKA Ryu	26	M	24 JUN 1993	-	-
	MIWA Junya	27	M	6 JUL 1993	-	-
	NAKAMURA Hayato	28	M	4 DEC 1995	-	-
	NAKAO Koto	29	M	19 NOV 1993	-	-
	OBAYASHI Masahito	30	M	10 JUN 1994	-	-
	OGAWA Shohya	31	M	14 AUG 1994	-	-
	SHINHAMA Tatsuya	32	M	11 JUL 1996	-	-
KAZ - Kazakhstan						
	AIDOVA Yekaterina	227	F	30 JUL 1991	-	-
	KHALIKOVA Elvira	230	F	13 AUG 1994	-	-
	KLIMCHUK Tatyana	231	F	4 SEP 1991	-	-
	MALTSEVA Svetlana	232	F	22 FEB 1996	-	-
	MARKANOVA Malika	233	F	14 MAY 1999	-	-
	SIDELNIK Nadezhda	235	F	22 SEP 1998	-	-
	SIZOVA Mariya	236	F	13 JUN 1995	-	-
	STAPSTOVA Alyona	237	F	8 MAY 1996	-	-
	ANDREYEV Fedor	33	M	24 SEP 1991	-	-
	ARZHANIKOV Ivan	34	M	23 JUN 1994	-	-
	ESSAMAMBO Darsil	107	M	18 APR 1994	-	-
	KLENKO Alexandr	38	M	12 JAN 1994	-	-
	KRECH Roman	39	M	14 JUL 1989	-	-
	KRIKUNOV Artyom	40	M	7 SEP 1996	-	-
	MEZENTSEV Fedor	41	M	19 NOV 1989	-	-
	MOROZOV Dmitriy	42	M	28 AUG 1996	-	-
	PALKIN Stanislav	44	M	4 AUG 1996	-	-
	SERGIYENKO Artur	45	M	11 NOV 1990	-	-



Entry List by Country

As of THU 6 APR 2017

Ctry	Name	Start Number	Gender	Date of Birth	Height m / ft in	Weight kg / lbs
KOR - Republic of Korea						
	HWANG Dasom	240	F	9 AUG 1997	-	-
	JUN Yejin	241	F	21 APR 1994	-	-
	KIM Hyunyoung	243	F	19 OCT 1994	-	-
	LIM Jungsoo	244	F	4 MAY 1993	-	-
	NAM Jieun	245	F	30 NOV 1995	-	-
	NAM Yewon	246	F	23 JUL 1995	-	-
	PARK Chowon	247	F	13 JUL 1996	-	-
	CHA Minkyu	46	M	16 MAR 1993	-	-
	KIM Dohyoung	48	M	7 MAR 1993	-	-
	KIM Junho	49	M	9 OCT 1995	-	-
	KIM Youngjin	55	M	23 FEB 1995	-	-
	LEE Jinyeong	57	M	16 APR 1993	-	-
	MOON Hyunwoong	58	M	19 MAR 1993	-	-
	OH Hyunmin	60	M	26 SEP 1997	-	-
	YANG Seungyong	66	M	30 OCT 1995	-	-
MGL - Mongolia						
	ALTAN-OCHIR Zul	248	F	7 NOV 1995	-	-
	BAADAI Tulga	68	M	27 AUG 1995	-	-
	MYAGMARBAATAR Munkh-Od	69	M	3 MAY 1997	-	-
	YALALT Zorigbaatar	70	M	3 APR 1999	-	-
NED - Netherlands						
	BOER Annemarie	249	F	22 FEB 1994	-	-
	CNOSSEN Willemijn	250	F	6 JUL 1995	-	-
	HIJLKEMA Aveline	251	F	28 JUL 1995	-	-
	SMIT Ariane	253	F	22 JAN 1997	-	-
	VOSKAMP Dione	254	F	9 JAN 1997	-	-
	WESTERVELD Sanne	255	F	15 APR 1997	-	-
	COLJÉ Gerwin Pieter	71	M	3 AUG 1994	-	-
	GERRITSEN Olof	72	M	23 NOV 1995	-	-
	KALVERDIJK Joep	73	M	5 JUL 1995	-	-
	KANT Tom	74	M	24 APR 1997	-	-
	LIGTENBERG Ronald Marinus	75	M	26 FEB 1996	-	-
	VAN OOSTEN Martijn Renier	76	M	10 SEP 1992	-	-
	VREUGDENHIL Jacob Gerard	77	M	15 AUG 1995	-	-
NOR - Norway						
	FALEIDE Nille Martha Norhaug	256	F	11 SEP 1992	-	-
	HELLEM Ingvild	257	F	22 SEP 1993	-	-
	VATN Marte	258	F	26 JUN 1995	-	-
	DAHLE Magnus	78	M	22 APR 1997	-	-
	FURNEE Anders Bjerkreim	79	M	6 OCT 1993	-	-



Entry List by Country

As of THU 6 APR 2017

Ctry	Name	Start Number	Gender	Date of Birth	Height m / ft in	Weight kg / lbs
	GRUBEN Robin Nicolai Oppi	80	M	15 JUL 1993	-	-
POL	- Poland					
	FUDALEJ Angelika Magdalena	260	F	21 JUL 1992	-	-
	KAPRUZIAK Aleksandra Milena	261	F	22 JAN 1996	-	-
	WLODARCZYK Urszula	262	F	16 SEP 1994	-	-
	WOJCIK Andzelika	263	F	8 NOV 1996	-	-
	BACHANEK Marcin	81	M	17 JUN 1996	-	-
	OSTASZEWSKI Michal	82	M	6 MAR 1995	-	-
	PALKA Szymon Edward	83	M	14 MAR 1997	-	-
	SUT Wojciech	84	M	5 JAN 1995	-	-
	TYLKA Daniel	108	M	26 SEP 1994	-	-
ROU	- Romania					
	HOGAS Mihaela	264	F	15 SEP 1998	-	-
	STANICA Bianca Lorena	265	F	27 AUG 1997	-	-
	STEF Raluca Doina	266	F	25 JUN 1993	-	-
RUS	- Russian Federation					
	CHEPIL Anastasiia	268	F	26 SEP 1995	-	-
	CHERNEGA Olesya	269	F	9 DEC 1992	-	-
	KACHURKINA Aleksandra	270	F	9 APR 1995	-	-
	KALASHNIKOVA Aleksandra	271	F	12 APR 1994	-	-
	KARANNIKOVA Tatiana	267	F	8 OCT 1992	-	-
	KOZYREVA Yulia	272	F	20 MAR 1992	-	-
	PRISTALOVA Anna	273	F	2 DEC 1993	-	-
	SOKHRYAKOVA Elena	274	F	4 NOV 1990	-	-
	VOLOKHOVA Kseniia	275	F	8 SEP 1997	-	-
	VORONINA Daria	285	F	18 FEB 1996	-	-
	ZDRAVKOVA Anastasiia	277	F	26 JUL 1995	-	-
	ZUEVA Anastasiia	278	F	11 APR 1995	-	-
	BOBYR Danila	87	M	24 JAN 1996	-	-
	GOLUBEV Kirill	88	M	16 MAR 1993	-	-
	GORSHKOV Aleksei	89	M	5 JUN 1992	-	-
	KOVAL Denis	90	M	6 NOV 1991	-	-
	LOBAS Victor	91	M	15 FEB 1995	-	-
	NOKHRIN Maksim	93	M	16 NOV 1996	-	-
	RAFIKOV Ruslan	94	M	19 JUL 1996	-	-
	RAZORENOV Aleksandr	95	M	21 JUN 1990	-	-
	SOLODUKHIN Ivan	96	M	30 SEP 1992	-	-
	STAROSTIN Mikhail	97	M	16 MAY 1992	-	-
	ZAROVCHATSKIY Vladimir	98	M	2 MAR 1994	-	-
	ZVEZDIN Aleksei	99	M	20 JUL 1993	-	-



Entry List by Country

As of THU 6 APR 2017

Ctry	Name	Start Number	Gender	Date of Birth	Height m / ft in	Weight kg / lbs
SWE - Sweden						
	KNOKE LINDQVIST Ann-Marie	279	F	26 SEP 1997	-	-
	LAGRANGE Eva Luzia	280	F	17 APR 1993	-	-
TPE - Chinese Taipei						
	HUANG Ta-Yuan	100	M	3 OCT 1991	-	-
	SUNG Ching-Yang	101	M	18 OCT 1992	-	-
UKR - Ukraine						
	BILOZERSKA Yelyzaveta	281	F	6 MAY 1999	-	-
	MUZYKA Anna	283	F	1 APR 1989	-	-
USA - United States of America						
	BOCOX Brianna	284	F	26 FEB 1997	-	-
	ANDERSON Lukas	102	M	13 JUL 1998	-	-
	HARTMAN Steven	103	M	25 FEB 1995	-	-
	KOENIG Michael	104	M	3 JUN 1997	-	-
	MILLER Nathan	105	M	18 SEP 1995	-	-
	RONCHAK Kyle	106	M	19 JAN 1995	-	-

Legend:

- Information not available **F** Female **M** Male



Medallists by Event

As of MON 6 FEB 2017 at 13:47

After 14 of 14 Events

Event	Date	Medal	Name	Country Code
Ladies' 500m	THU 2 FEB	GOLD	KIM Hyunying	KOR
		SILVER	TSUJIMOTO Arisa	JPN
		BRONZE	KACHURKINA Aleksandra	RUS
Ladies' 1000m	SAT 4 FEB	GOLD	KACHURKINA Aleksandra	RUS
		SILVER	KIM Hyunying	KOR
		BRONZE	AIDOVA Yekaterina	KAZ
Ladies's 1500m	TUE 31 JAN	GOLD	KACHURKINA Aleksandra	RUS
		SILVER	TAKAHASHI Nana	JPN
		BRONZE	AIDOVA Yekaterina	KAZ
Ladies' 3000m	WED 1 FEB	GOLD	ZUYEVA Maryna	BLR
		SILVER	TAKAHASHI Nana	JPN
		BRONZE	SOKHRYAKOVA Elena	RUS
Ladies' 5000m	FRI 3 FEB	GOLD	ZUYEVA Maryna	BLR
		SILVER	SAKAI Nene	JPN
		BRONZE	LIM Jungsoo	KOR
Ladies' Mass Start	MON 6 FEB	GOLD	PRISTALOVA Anna	RUS
		SILVER	SAKAI Nene	JPN
		BRONZE	JUN Yejin	KOR
Ladies' Team Pursuit	SUN 5 FEB	GOLD	JUN Yejin LIM Jungsoo PARK Chowon	KOR
		SILVER	CHERNEGA Olesya SOKHRYAKOVA Elena ZDRAVKOVA Anastasiia ZUEVA Anastasiia	RUS
		BRONZE	SAKAI Nene TAKAHASHI Nana YAMADA Mai	JPN
Men's 500m	WED 1 FEB	GOLD	CHA Minkyu	KOR
		SILVER	NAKAO Koto	JPN
		BRONZE	KIM Youngjin	KOR
Men's 1000m	FRI 3 FEB	GOLD	CHA Minkyu	KOR
		SILVER	VAN OOSTEN Martijn Renier	NED
		BRONZE	KOSAKA Ryu	JPN
Men's 1500m	THU 2 FEB	GOLD	GOLUBEV Kirill	RUS
		SILVER	VAN OOSTEN Martijn Renier	NED
		BRONZE	MIWA Junya	JPN



Medallists by Event

As of MON 6 FEB 2017 at 13:47

Event	Date	Medal	Name	Country Code
Men's 5000m	TUE 31 JAN	GOLD	GHIOTTO Davide	ITA
		SILVER	ICHINOHE Seitaro	JPN
		BRONZE	HEIDEGGER Linus	AUT
Men's 10000m	SAT 4 FEB	GOLD	GHIOTTO Davide	ITA
		SILVER	OBAYASHI Masahito	JPN
		BRONZE	MOON Hyunwoong	KOR
Men's Mass Start	MON 6 FEB	GOLD	ICHINOHE Seitaro	JPN
		SILVER	LEE Jinyeong	KOR
		BRONZE	RAZORENOV Aleksandr	RUS
Men's Team Pursuit	SUN 5 FEB	GOLD	LEE Jinyeong MOON Hyunwoong OH Hyunmin	KOR
		SILVER	ICHINOHE Seitaro MIWA Junya OGAWA Shohya	JPN
		BRONZE	COLJÉ Gerwin Pieter GERRITSEN Olof LIGTENBERG Ronald Marinus VREUGDENHIL Jacob Gerard	NED



Medal Standings

As of MON 6 FEB 2017 at 13:47

After 14 of 14 Events

Rank	Country	Men				Ladies				Total				Rank by Total
		G	S	B	Tot.	G	S	B	Tot.	G	S	B	Tot.	
1	KOR - Republic of Korea	3	1	2	6	2	1	2	5	5	2	4	11	2
2	RUS - Russian Federation	1		1	2	3	1	2	6	4	1	3	8	3
3	BLR - Belarus					2			2	2			2	=5
3	ITA - Italy	2			2					2			2	=5
5	JPN - Japan	1	4	2	7		5	1	6	1	9	3	13	1
6	NED - Netherlands		2	1	3					2	1	3	4	4
7	KAZ - Kazakhstan							2	2			2	2	=5
8	AUT - Austria			1	1							1	1	8
	Total:	7	7	7	21	7	7	7	21	14	14	14	42	

Legend:	=	Equal sign indicates that two or more countries share the same rank by total	B	Bronze	G	Gold	S	Silver
Tot.		Total						



Almaty 2017

28TH WINTER UNIVERSIADE



SPEED SKATING

Ladies' 500m



Start List

WR	37.30	LEE Sang Hwa (KOR)	16 NOV 2013	Salt Lake City (USA)
UR	38.16	LEE Sang Hwa (KOR)	19 FEB 2009	Harbin (CHN)
	1:16.36	LEE Sang Hwa (KOR)	19 FEB 2009	Harbin (CHN)

Pair	Lane	No.	Name	Country Code
1	I O	265	STANICA Bianca Lorena	ROU
2	I O	212	SARAP Mariin	EST
		257	HELLEM Ingvild	NOR
3	I O	213	SMEDING Ellia Georgina	GBR
		281	BILOZERSKA Yelyzaveta	UKR
4	I O	279	KNOKE LINDQVIST Ann-Marie	SWE
		283	MUZYKA Anna	UKR
5	I O	284	BOCOX Brianna	USA
		280	LAGRANGE Eva Luzia	SWE
6	I O	248	ALTAN-OCHIR Zul	MGL
		253	SMIT Ariane	NED
7	I O	258	VATN Marte	NOR
		235	SIDELNIK Nadezhda	KAZ
8	I O	264	HOGAS Mihaela	ROU
		232	MALTSEVA Svetlana	KAZ
9	I O	214	BORTOLOTTI Linda	ITA
		255	WESTERVELD Sanne	NED
10	I O	237	STAPSTOVA Alyona	KAZ
		261	KAPRUZIAK Aleksandra Milena	POL
11	I O	251	HIJKEMA Aveline	NED
		275	VOLOKHOVA Kseniia	RUS
12	I O	263	WOJCIK Andzelika	POL
		256	FALEIDE Nille Martha Norhaug	NOR
13	I O	202	BAI Dan	CHN
		254	VOSKAMP Dione	NED
14	I O	270	KACHURKINA Aleksandra	RUS
		204	QIN Yangyang	CHN
15	I O	220	NAKAMURA Anna	JPN
		240	HWANG Dasom	KOR



Start List

Pair	Lane	No. Name	Country Code
16	I	217 ASANO Miku	JPN
	O	205 QU Yi	CHN
17	I	246 NAM Yewon	KOR
	O	267 KARANNIKOVA Tatiana	RUS
18	I	272 KOZYREVA Yulia	RUS
	O	227 AIDOVA Yekaterina	KAZ
19	I	206 SHA Yuning	CHN
	O	243 KIM Hyunung	KOR
20	I	223 TSUJIMOTO Arisa	JPN
	O	226 YAMADA Rio	JPN

Legend:					
I	Inner lane	No.	Start Number	O	Outer lane
UR	Universiade Record	WR	World Record		





Results

WR 500m	37.30	LEE Sang Hwa (KOR)	16 NOV 2013	Salt Lake City (USA)
UR 500m	38.16	LEE Sang Hwa (KOR)	19 FEB 2009	Harbin (CHN)
UR 2x500m	1:16.36	LEE Sang Hwa (KOR)	19 FEB 2009	Harbin (CHN)

ISU Officials:	
Starter	AVDEYEV Sergey (KAZ)

Rank	No.	Name	Ctry Code	Race 1					Race 2					Total				
				Pair	Ln.	Time	Gap	Note	Rk	Pair	Ln	Time	Gap	Note	Rk	Time	Gap	Note
1	243	KIM Hyunyoung	KOR	19	O	38.80	0.00		1	20	I	39.03	0.00		1	77.83	0.00	
2	223	TSUJIMOTO Arisa	JPN	20	I	39.13	0.33		2	20	O	39.39	0.36		4	78.52	0.69	
3	270	KACHURKINA Aleksandra	RUS	14	I	39.44	0.64		3	19	O	39.26	0.23		2	78.71	0.87	
4	227	AIDOVA Yekaterina	KAZ	18	O	39.48	0.68		4	19	I	39.36	0.33		3	78.84	1.00	
5	226	YAMADA Rio	JPN	20	O	39.50	0.70		5	18	I	39.74	0.71		6	79.25	1.41	
6	206	SHA Yuning	CHN	19	I	39.60	0.80		6	18	O	39.80	0.77		7	79.40	1.57	
7	246	NAM Yewon	KOR	17	I	39.96	1.16		10	16	O	39.71	0.68		5	79.67	1.84	
8	254	VOSKAMP Dione	NED	13	O	39.85	1.05		7	17	I	39.94	0.91		10	79.80	1.96	
9	272	KOZYREVA Yulia	RUS	18	I	40.00	1.20		11	15	O	39.88	0.85		8	79.88	2.05	
10	217	ASANO Miku	JPN	16	I	39.92	1.12		9	17	O	39.98	0.95		11	79.90	2.07	
11	205	QU Yi	CHN	16	O	40.04	1.24		12	15	I	39.91	0.88		9	79.96	2.13	
12	220	NAKAMURA Anna	JPN	15	I	40.17	1.37		13	14	O	40.00	0.97		12	80.17	2.34	
13	202	BAI Dan	CHN	13	I	40.18	1.38		14	13	O	40.31	1.28		14	80.49	2.65	
14	263	WOJCIK Andzelika	POL	12	I	40.36	1.56		17	12	O	40.14	1.11		13	80.50	2.67	
15	204	QIN Yangyang	CHN	14	O	40.26	1.46		16	13	I	40.49	1.46		15	80.76	2.92	
16	267	KARANNIKOVA Tatiana	RUS	17	O	40.19	1.39		15	14	I	40.59	1.56		16	80.78	2.95	
17	256	FALEIDE Nille Martha Norhaug	NOR	12	O	41.09	2.29		18	12	I	40.92	1.89		17	82.02	4.18	
18	251	HIJLKEMA Aveline	NED	11	I	41.14	2.34		20	10	O	41.08	2.05		19	82.22	4.38	
19	255	WESTERVELD Sanne	NED	9	O	41.46	2.66		22	10	I	41.07	2.04		18	82.53	4.70	
20	261	KAPRUZIAK Aleksandra Milena	POL	10	O	41.18	2.38		21	11	I	41.63	2.60		22	82.81	4.97	
21	264	HOGAS Mihaela	ROU	8	I	42.10	3.30		27	7	O	42.03	3.00		23	84.13	6.29	
22	212	SARAP Mariin	EST	2	I	42.06	3.26		26	8	O	42.12	3.09		24	84.19	6.35	
23	232	MALTSEVA Svetlana	KAZ	8	O	41.99	3.19		24	8	I	42.33	3.30		26	84.32	6.49	
24	237	STAPSTOVA Alyona	KAZ	10	I	42.00	3.20		25	9	O	42.36	3.33		27	84.37	6.53	
25	265	STANICA Bianca Lorena	ROU	1	I	42.37	3.57		28	6	O	42.23	3.20		25	84.61	6.77	
26	280	LAGRANGE Eva Luzia	SWE	5	O	42.46	3.66		29	7	I	42.73	3.70		28	85.19	7.36	
27	258	VATN Marte	NOR	7	I	42.51	3.71		30	5	O	42.85	3.82		29	85.36	7.53	
28	284	BOCOX Brianna	USA	5	I	42.52	3.72		31	4	O	42.95	3.92		31	85.47	7.64	
29	248	ALTAN-OCHIR Zul	MGL	6	I	42.62	3.82		32	3	O	42.86	3.83		30	85.48	7.64	
30	213	SMEDING Ellia Georgina	GBR	3	I	42.91	4.11		33	2	O	43.16	4.13		32	86.07	8.24	
31	257	HELLEM Ingvild	NOR	2	O	43.42	4.62		34	6	I	43.59	4.56		33	87.01	9.17	
32	279	KNOKE LINDQVIST Ann-Marie	SWE	4	I	45.76	6.96		35	1	O	45.52	6.49		34	91.29	13.46	
33	283	MUZYKA Anna	UKR	4	O	46.07	7.27		36	5	I	46.13	7.10		36	92.20	14.36	
34	275	VOLOKHOVA Kseniia	RUS	11	O	51.59	12.79		38	3	I	41.14	2.11		20	92.74	14.90	
35	281	BILOZERSKA Yelyzaveta	UKR	3	O	47.09	8.29		37	4	I	46.10	7.07		35	93.20	15.36	
36	235	SIDELNIK Nadezhda	KAZ	7	O	41.61	2.81		23	9	I	60.32	21.29		37	101.93	24.10	
37	253	SMIT Ariane	NED	6	O	77.04	38.24		39	2	I	41.15	2.12		21	118.19	40.36	
	240	HWANG Dasom	KOR	15	O	39.91	1.11		8	16	I	DSQ						
	214	BORTOLOTTI Linda	ITA	9	I	41.11	2.31		19	11	O	DSQ						



Results

Note:
Total time is the sum of times from Race 1 and Race 2. This is calculated to the thousandth of a second and then truncated to the hundredth of a second for the presentation of the total time.

Legend:
DSQ Disqualified Ln. Lane identification (I/O)

Competitor 214 BORTOLOTTI Linda has been disqualified according to rule 255 paragraph 3.
Competitor 240 HWANG Dasom has been disqualified according to rule 260 paragraph 2.





Almaty 2017
28th WINTER UNIVERSIADE

Medeu High-Mountain Ice Rink

THU 2 FEB 2017
Start Time 12:25
End Time 13:05

Speed Skating

Ladies' 500m



Ice and Climatic Conditions

As of THU 2 FEB 2017

	Session 1	
	Start	End
Time	12:25	13:10
Pair Number	1	20
Air Temperature	1.0°C / 34°F	1.0°C / 34°F
Ice Temperature	-5.2°C / 23°F	-5.2°C / 23°F
Humidity	55 %	55 %
Air Pressure	1,020 hPa	1,020 hPa





Results

WR	37.30	LEE Sang Hwa (KOR)	16 NOV 2013	Salt Lake City (USA)
UR	38.16	LEE Sang Hwa (KOR)	19 FEB 2009	Harbin (CHN)

Rank	No.	Name	Country Code	Pair	Lane	Time	Gap	Note
1	243	KIM Hyunyoung	KOR	19	O	0:38.80	0.00	
2	223	TSUJIMOTO Arisa	JPN	20	I	0:39.13	0.33	
3	270	KACHURKINA Aleksandra	RUS	14	I	0:39.44	0.64	
4	227	AIDOVA Yekaterina	KAZ	18	O	0:39.48	0.68	
5	226	YAMADA Rio	JPN	20	O	0:39.50	0.70	
6	206	SHA Yuning	CHN	19	I	0:39.60	0.80	
7	254	VOSKAMP Dione	NED	13	O	0:39.85	1.05	
8	240	HWANG Dasom	KOR	15	O	0:39.91	1.11	
9	217	ASANO Miku	JPN	16	I	0:39.92	1.12	
10	246	NAM Yewon	KOR	17	I	0:39.96	1.16	
11	272	KOZYREVA Yulia	RUS	18	I	0:40.00	1.20	
12	205	QU Yi	CHN	16	O	0:40.04	1.24	
13	220	NAKAMURA Anna	JPN	15	I	0:40.17	1.37	
14	202	BAI Dan	CHN	13	I	0:40.18	1.38	
15	267	KARANNIKOVA Tatiana	RUS	17	O	0:40.19	1.39	
16	204	QIN Yangyang	CHN	14	O	0:40.26	1.46	
17	263	WOJCIK Andzelika	POL	12	I	0:40.36	1.56	
18	256	FALEIDE Nille Martha Norhaug	NOR	12	O	0:41.09	2.29	
19	214	BORTOLOTTI Linda	ITA	9	I	0:41.11	2.31	
20	251	HIJLKEMA Aveline	NED	11	I	0:41.14	2.34	
21	261	KAPRUZIAK Aleksandra Milena	POL	10	O	0:41.18	2.38	
22	255	WESTERVELD Sanne	NED	9	O	0:41.46	2.66	
23	235	SIDELNIK Nadezhda	KAZ	7	O	0:41.61	2.81	
24	232	MALTSEVA Svetlana	KAZ	8	O	0:41.99	3.19	
25	237	STAPSTOVA Alyona	KAZ	10	I	0:42.00	3.20	
26	212	SARAP Mariin	EST	2	I	0:42.06	3.26	
27	264	HOGAS Mihaela	ROU	8	I	0:42.10	3.30	
28	265	STANICA Bianca Lorena	ROU	1	I	0:42.37	3.57	
29	280	LAGRANGE Eva Luzia	SWE	5	O	0:42.46	3.66	
30	258	VATN Marte	NOR	7	I	0:42.51	3.71	
31	284	BOCOX Brianna	USA	5	I	0:42.52	3.72	
32	248	ALTAN-OCHIR Zul	MGL	6	I	0:42.62	3.82	
33	213	SMEDING Ellia Georgina	GBR	3	I	0:42.91	4.11	
34	257	HELLEM Ingvild	NOR	2	O	0:43.42	4.62	
35	279	KNOKE LINDQVIST Ann-Marie	SWE	4	I	0:45.76	6.96	
36	283	MUZYKA Anna	UKR	4	O	0:46.07	7.27	
37	281	BILOZERSKA Yelyzaveta	UKR	3	O	0:47.09	8.29	
38	275	VOLOKHOVA Kseniia	RUS	11	O	0:51.59	12.79	
39	253	SMIT Ariane	NED	6	O	1:17.04	38.24	



Almaty 2017
28th WINTER UNIVERSIADE

Medeu High-Mountain Ice Rink

THU 2 FEB 2017

Speed Skating

Ladies' 500m

Race 1 of 2



Distance Analysis in Pairs

WR	37.30	LEE Sang Hwa (KOR)	16 NOV 2013	Salt Lake City (USA)
UR	38.16	LEE Sang Hwa (KOR)	19 FEB 2009	Harbin (CHN)
WR:	100m	10.22	Finish	37.30
UR:		10.09		36.36

UR	1:16.36	LEE Sang Hwa (KOR)	19 FEB 2009	Harbin (CHN)
-----------	----------------	--------------------	-------------	--------------

Pair	Lane	No.	Name				Country Code	Time	Note	Rank
			Split Time	Lap Time	Split Time	Lap Time				
1	I	265	STANICA Bianca Lorena				ROU	0:42.37		28
			11.31	(11.31)	42.37	(31.06)				
2	I	212	SARAP Mariin				EST	0:42.06		26
			11.36	(11.36)	42.06	(30.70)				
	O	257	HELLEM Ingvild				NOR	0:43.42		34
			11.41	(11.41)	43.42	(32.01)				
3	I	213	SMEDING Ellia Georgina				GBR	0:42.91		33
			12.00	(12.00)	42.91	(30.91)				
	O	281	BILOZERSKA Yelyzaveta				UKR	0:47.09		37
			12.59	(12.59)	47.09	(34.50)				
4	I	279	KNOKE LINDQVIST Ann-Marie				SWE	0:45.76		35
			12.29	(12.29)	45.76	(33.47)				
	O	283	MUZYKA Anna				UKR	0:46.07		36
			12.32	(12.32)	46.07	(33.75)				
5	I	284	BOCOX Brianna				USA	0:42.52		31
			11.47	(11.47)	42.52	(31.05)				
	O	280	LAGRANGE Eva Luzia				SWE	0:42.46		29
			11.23	(11.23)	42.46	(31.23)				
6	I	248	ALTAN-OCHIR Zul				MGL	0:42.62		32
			11.36	(11.36)	42.62	(31.26)				
	O	253	SMIT Ariane				NED	1:17.04		39
			11.02	(11.02)	1:17.04	(1:06.02)				
7	I	258	VATN Marte				NOR	0:42.51		30
			11.50	(11.50)	42.51	(31.01)				
	O	235	SIDELNIK Nadezhda				KAZ	0:41.61		23
			11.32	(11.32)	41.61	(30.29)				
8	I	264	HOGAS Mihaela				ROU	0:42.10		27
			11.34	(11.34)	42.10	(30.76)				
	O	232	MALTSEVA Svetlana				KAZ	0:41.99		24
			11.42	(11.42)	41.99	(30.57)				





Almaty 2017
28th WINTER UNIVERSIADE

Medeu High-Mountain Ice
Rink

THU 2 FEB 2017

Speed Skating

Ladies' 500m

Race 1 of 2



Distance Analysis in Pairs

Pair	Lane	No.	Name				Country Code	Time	Note	Rank
		Split Time	Lap Time	Split Time	Lap Time					
9	I	214	BORTOLOTTI Linda				ITA	0:41.11		19
		11.34	(11.34)	41.11	(29.77)					
	O	255	WESTERVELD Sanne				NED	0:41.46		22
		11.22	(11.22)	41.46	(30.24)					
10	I	237	STAPSTOVA Alyona				KAZ	0:42.00		25
		11.27	(11.27)	42.00	(30.73)					
	O	261	KAPRUZIAK Aleksandra Milena				POL	0:41.18		21
		11.30	(11.30)	41.18	(29.88)					
11	I	251	HIJKEMA Aveline				NED	0:41.14		20
		11.26	(11.26)	41.14	(29.88)					
	O	275	VOLOKHOVA Kseniia				RUS	0:51.59		38
		17.56	(17.56)	51.59	(34.03)					
12	I	263	WOJCIK Andzelika				POL	0:40.36		17
		10.89	(10.89)	40.36	(29.47)					
	O	256	FALEIDE Nille Martha Norhaug				NOR	0:41.09		18
		11.16	(11.16)	41.09	(29.93)					
13	I	202	BAI Dan				CHN	0:40.18		14
		11.12	(11.12)	40.18	(29.06)					
	O	254	VOSKAMP Dione				NED	0:39.85		7
		10.77	(10.77)	39.85	(29.08)					
14	I	270	KACHURKINA Aleksandra				RUS	0:39.44		3
		11.01	(11.01)	39.44	(28.43)					
	O	204	QIN Yangyang				CHN	0:40.26		16
		10.92	(10.92)	40.26	(29.34)					
15	I	220	NAKAMURA Anna				JPN	0:40.17		13
		10.89	(10.89)	40.17	(29.28)					
	O	240	HWANG Dasom				KOR	0:39.91		8
		10.82	(10.82)	39.91	(29.09)					
16	I	217	ASANO Miku				JPN	0:39.92		9
		10.84	(10.84)	39.92	(29.08)					
	O	205	QU Yi				CHN	0:40.04		12
		11.01	(11.01)	40.04	(29.03)					
17	I	246	NAM Yewon				KOR	0:39.96		10
		11.01	(11.01)	39.96	(28.95)					
	O	267	KARANNIKOVA Tatiana				RUS	0:40.19		15
		10.93	(10.93)	40.19	(29.26)					





Distance Analysis in Pairs

Pair	Lane	No.	Name				Country Code	Time	Note	Rank
		Split Time	Lap Time	Split Time	Lap Time					
18	I	272	KOZYREVA Yulia				RUS	0:40.00		11
		10.97	(10.97)	40.00	(29.03)					
	O	227	AIDOVA Yekaterina				KAZ	0:39.48		4
		10.77	(10.77)	39.48	(28.71)					
19	I	206	SHA Yuning				CHN	0:39.60		6
		11.08	(11.08)	39.60	(28.52)					
	O	243	KIM Hyunung				KOR	0:38.80		1
		10.65	(10.65)	38.80	(28.15)					
20	I	223	TSUJIMOTO Arisa				JPN	0:39.13		2
		10.74	(10.74)	39.13	(28.39)					
	O	226	YAMADA Rio				JPN	0:39.50		5
		10.90	(10.90)	39.50	(28.60)					

Legend:				
*	Marks a record as of the time recorded, that was later surpassed	=	Equal sign indicates that two or more skaters share the same rank	I Inner lane
No.	Start number	O	Outer lane	UR Universiade Record
WR	World Record			





Almaty 2017
28th WINTER UNIVERSIADE

Medeu High-Mountain Ice
Rink

THU 2 FEB 2017

Speed Skating

Ladies' 500m

Race 2 of 2



Distance Analysis in Pairs

WR 500m	37.30	LEE Sang Hwa (KOR)	16 NOV 2013	Salt Lake City (USA)
UR 500m	38.16	LEE Sang Hwa (KOR)	19 FEB 2009	Harbin (CHN)
WR: 100m	10.22	Finish	37.30	
UR:	10.09		36.36	

UR 2x500m	1:16.36	LEE Sang Hwa (KOR)	19 FEB 2009	Harbin (CHN)
------------------	----------------	--------------------	-------------	--------------

Pair	Lane	No.	Name				Country Code	Time	Note	Rank
			Split Time	Lap Time	Split Time	Lap Time				
1	O	279	KNOKE LINDQVIST Ann-Marie				SWE	91.29		32
			12.59	(12.59)	45.52	(32.93)				
2	I	253	SMIT Ariane				NED	118.19		37
			11.24	(11.24)	41.15	(29.91)				
	O	213	SMEDING Ellia Georgina				GBR	86.07		30
			12.24	(12.24)	43.16	(30.92)				
3	I	275	VOLOKHOVA Kseniia				RUS	92.74		34
			11.08	(11.08)	41.14	(30.06)				
	O	248	ALTAN-OCHIR Zul				MGL	85.481		29
			11.61	(11.61)	42.86	(31.25)				
4	I	281	BILOZERSKA Yelyzaveta				UKR	93.20		35
			12.60	(12.60)	46.10	(33.50)				
	O	284	BOCOX Brianna				USA	85.476		28
			11.87	(11.87)	42.95	(31.08)				
5	I	283	MUZYKA Anna				UKR	92.20		33
			12.64	(12.64)	46.13	(33.49)				
	O	258	VATN Marte				NOR	85.36		27
			11.89	(11.89)	42.85	(30.96)				
6	I	257	HELLEM Ingvild				NOR	87.01		31
			11.70	(11.70)	43.59	(31.89)				
	O	265	STANICA Bianca Lorena				ROU	84.61		25
			11.56	(11.56)	42.23	(30.67)				
7	I	280	LAGRANGE Eva Luzia				SWE	85.19		26
			11.52	(11.52)	42.73	(31.21)				
	O	264	HOGAS Mihaela				ROU	84.13		21
			11.46	(11.46)	42.03	(30.57)				
8	I	232	MALTSEVA Svetlana				KAZ	84.32		23
			11.64	(11.64)	42.33	(30.69)				
	O	212	SARAP Mariin				EST	84.19		22
			11.64	(11.64)	42.12	(30.48)				





Almaty 2017
28th WINTER UNIVERSIADE

Medeu High-Mountain Ice
Rink

THU 2 FEB 2017

Speed Skating

Ladies' 500m

Race 2 of 2



Distance Analysis in Pairs

Pair	Lane	No.	Name				Country Code	Time	Note	Rank
			Split Time	Lap Time	Split Time	Lap Time				
9	I	235	SIDELNIK Nadezhda				KAZ	101.93		36
		21.14	(21.14)	1:00.32	(39.18)	60.32				
	O	237	STAPSTOVA Alyona				KAZ	84.37		24
		11.57	(11.57)	42.36	(30.79)	42.36				
10	I	255	WESTERVELD Sanne				NED	82.53		19
		11.35	(11.35)	41.07	(29.72)	41.07				
	O	251	HIJLKEMA Aveline				NED	82.22		18
		11.36	(11.36)	41.08	(29.72)	41.08				
11	I	261	KAPRUZIAK Aleksandra Milena				POL	82.81		20
		11.64	(11.64)	41.63	(29.99)	41.63				
	O	214	BORTOLOTTI Linda				ITA		DSQ	
12	I	256	FALEIDE Nille Martha Norhaug				NOR	82.02		17
		11.26	(11.26)	40.92	(29.66)	40.92				
	O	263	WOJCIK Andzelika				POL	80.50		14
		11.05	(11.05)	40.14	(29.09)	40.14				
13	I	204	QIN Yangyang				CHN	80.76		15
		11.13	(11.13)	40.49	(29.36)	40.49				
	O	202	BAI Dan				CHN	80.49		13
		11.10	(11.10)	40.31	(29.21)	40.31				
14	I	267	KARANNIKOVA Tatiana				RUS	80.78		16
		11.03	(11.03)	40.59	(29.56)	40.59				
	O	220	NAKAMURA Anna				JPN	80.17		12
		10.99	(10.99)	40.00	(29.01)	40.00				
15	I	205	QU Yi				CHN	79.96		11
		11.15	(11.15)	39.91	(28.76)	39.91				
	O	272	KOZYREVA Yulia				RUS	79.88		9
		10.92	(10.92)	39.88	(28.96)	39.88				
16	I	240	HWANG Dasom				KOR		DSQ	
		10.97	(10.97)	39.98	(29.01)					
	O	246	NAM Yewon				KOR	79.67		7
		11.07	(11.07)	39.71	(28.64)	39.71				
17	I	254	VOSKAMP Dione				NED	79.80		8
		10.92	(10.92)	39.94	(29.02)	39.94				
	O	217	ASANO Miku				JPN	79.90		10
		11.00	(11.00)	39.98	(28.98)	39.98				





Almaty 2017
28th WINTER UNIVERSIADE

Medeu High-Mountain Ice
Rink

THU 2 FEB 2017

Speed Skating

Ladies' 500m

Race 2 of 2



Distance Analysis in Pairs

Pair	Lane	No.	Name				Country Code	Time	Note	Rank
			Split Time	Lap Time	Split Time	Lap Time				
18	I	226	YAMADA Rio				JPN	79.25 39.74		5 6
			11.12	(11.12)	39.74	(28.62)				
	O	206	SHA Yuning				CHN	79.40 39.80		6 7
			11.08	(11.08)	39.80	(28.72)				
19	I	227	AIDOVA Yekaterina				KAZ	78.84 39.36		4 3
			10.90	(10.90)	39.36	(28.46)				
	O	270	KACHURKINA Aleksandra				RUS	78.71 39.26		3 2
			11.08	(11.08)	39.26	(28.18)				
20	I	243	KIM Hyunung				KOR	77.83 39.03		1 1
			10.82	(10.82)	39.03	(28.21)				
	O	223	TSUJIMOTO Arisa				JPN	78.52 39.39		2 4
			11.04	(11.04)	39.39	(28.35)				

Legend:					
*	Marks a record as of the time recorded, that was later surpassed	=	Equal sign indicates that two or more skaters share the same rank	DSQ	Disqualified
I	Inner lane	No.	Start number	O	Outer lane
UR	Universiade Record	WR	World Record		





Almaty 2017

28TH WINTER UNIVERSIADE



SPEED SKATING

Ladies' 1,000m



Start List

REVISED
4 FEB 10:17

WR	1:12.18	BOWE Brittany (USA)	22 NOV 2015	Salt Lake City (USA)
UR	1:16.83	JIN Peiyu (CHN)	25 FEB 2009	Harbin (CHN)

Pair	Lane	No.	Name	Country Code
1	I	279	KNOKE LINDQVIST Ann-Marie	SWE
	O	281	BILOZERSKA Yelyzaveta	UKR
2	I	213	SMEDING Ellia Georgina	GBR
	O	283	MUZYKA Anna	UKR
3	I	280	LAGRANGE Eva Luzia	SWE
	O	255	WESTERVELD Sanne	NED
4	I	248	ALTAN-OCHIR Zul	MGL
	O	235	SIDELNIK Nadezhda	KAZ
5	I	256	FALEIDE Nille Martha Norhaug	NOR
	O	212	SARAP Mariin	EST
6	I	263	WOJCIK Andzelika	POL
	O	268	CHEPIL Anastasiia	RUS
7	I	285	VORONINA Daria	RUS
	O	254	VOSKAMP Dione	NED
ICE preparation				
8	I	284	BOCOX Brianna	USA
	O	253	SMIT Ariane	NED
9	I	214	BORTOLOTTI Linda	ITA
	O	204	QIN Yangyang	CHN
10	I	202	BAI Dan	CHN
	O	251	HIJLKEMA Aveline	NED
11	I	240	HWANG Dasom	KOR
	O	236	SIZOVA Mariya	KAZ
12	I	205	QU Yi	CHN
	O	261	KAPRUZIAK Aleksandra Milena	POL
13	I	267	KARANNIKOVA Tatiana	RUS
	O	224	TSUJINAKA Anna	JPN
14	I	219	MATSUZAWA Yukari	JPN
	O	243	KIM Hyunyoung	KOR
15	I	223	TSUJIMOTO Arisa	JPN
	O	246	NAM Yewon	KOR



Start List

REVISED
4 FEB 10:17

Pair	Lane	No. Name	Country Code
16	I	270 KACHURKINA Aleksandra	RUS
	O	226 YAMADA Rio	JPN
17	I	227 AIDOVA Yekaterina	KAZ
	O	206 SHA Yuning	CHN

Legend:				
I	Inner lane	No.	Start Number	O
UR	Universiade Record	WR	World Record	

startlist revised





Results

WR	1:12.18	BOWE Brittany (USA)	22 NOV 2015	Salt Lake City (USA)
UR	1:16.83	JIN Peiyu (CHN)	25 FEB 2009	Harbin (CHN)

ISU Officials:	
Starter	BOYARSKIY Evgeny (RUS)

Rank	No.	Name	Country Code	Pair	Lane	Time	Gap	Note
1	270	KACHURKINA Aleksandra	RUS	16	I	1:19.10	0.00	
2	243	KIM Hyunyoung	KOR	14	O	1:19.19	0.09	
3	227	AIDOVA Yekaterina	KAZ	17	I	1:19.53	0.43	
4	219	MATSUZAWA Yukari	JPN	14	I	1:20.26	1.16	
5	223	TSUJIMOTO Arisa	JPN	15	I	1:20.55	1.45	
6	226	YAMADA Rio	JPN	16	O	1:20.83	1.73	
7	205	QU Yi	CHN	12	I	1:21.09	1.99	
8	251	HIJLKEMA Aveline	NED	10	O	1:21.30	2.20	
9	263	WOJCIK Andzelika	POL	6	I	1:21.52	2.42	
10	214	BORTOLOTTI Linda	ITA	9	I	1:21.92	2.82	
11	224	TSUJINAKA Anna	JPN	13	O	1:22.07	2.97	
12	267	KARANNIKOVA Tatiana	RUS	13	I	1:22.10	3.00	
13	254	VOSKAMP Dione	NED	7	O	1:22.25	3.15	
14	240	HWANG Dasom	KOR	11	I	1:22.39	3.29	
15	206	SHA Yuning	CHN	17	O	1:22.49	3.39	
16	261	KAPRUZIAK Aleksandra Milena	POL	12	O	1:23.67	4.57	
17	202	BAI Dan	CHN	10	I	1:23.702	4.60	
18	285	VORONINA Daria	RUS	7	I	1:23.703	4.60	
19	253	SMIT Ariane	NED	8	O	1:23.97	4.87	
20	204	QIN Yangyang	CHN	9	O	1:24.25	5.15	
21	235	SIDELNIK Nadezhda	KAZ	4	O	1:24.27	5.17	
22	236	SIZOVA Mariya	KAZ	11	O	1:24.72	5.62	
23	255	WESTERVELD Sanne	NED	3	O	1:24.85	5.75	
24	246	NAM Yewon	KOR	15	O	1:24.95	5.85	
25	213	SMEDING Ellia Georgina	GBR	2	I	1:25.46	6.36	
26	256	FALEIDE Nille Martha Norhaug	NOR	5	I	1:25.77	6.67	
27	212	SARAP Mariin	EST	5	O	1:26.51	7.41	
28	268	CHEPIL Anastasiia	RUS	6	O	1:26.56	7.46	
29	248	ALTAN-OCHIR Zul	MGL	4	I	1:27.26	8.16	
30	284	BOCOX Brianna	USA	8	I	1:28.60	9.50	
31	279	KNOKE LINDQVIST Ann-Marie	SWE	1	I	1:29.71	10.61	
32	283	MUZYKA Anna	UKR	2	O	1:32.99	13.89	
33	281	BILOZERSKA Yelyzaveta	UKR	1	O	1:37.60	18.50	
	280	LAGRANGE Eva Luzia	SWE	3	I	DSQ		



Results

Note:
If two or more skaters obtained the same time to the hundredth of a second, the ties will be broken and presented to the thousandth of a second.

Legend:				
DSQ	Disqualified	I	Inner lane	No.
O	Outer lane	UR	Universiade Record	WR
				Start number
				World Record

Competitor 280 LAGRANGE Eva Luzia has been disqualified according to rule 257 paragraph 1.





Almaty 2017
28th WINTER UNIVERSIADE

Medeu High-Mountain Ice
Rink

SAT 4 FEB 2017

Speed Skating
Ladies' 1000m



Distance Analysis in Pairs

WR	1:12.18	BOWE Brittany (USA)	22 NOV 2015	Salt Lake City (USA)
UR	1:16.83	JIN Peiyu (CHN)	25 FEB 2009	Harbin (CHN)
WR:				
UR:				

Pair	Lane	No.	Name					Country Code	Time	Note	Rank
			Split Time	Lap Time	Split Time	Lap Time	Split Time				
1	I	279	KNOKE LINDQVIST Ann-Marie					SWE	1:29.71		31
			20.83	(20.83)	53.82	(32.99)	1:29.71	(35.89)			
	O	281	BILOZERSKA Yelyzaveta					UKR	1:37.60		33
			22.60	(22.60)	58.85	(36.25)	1:37.60	(38.75)			
2	I	213	SMEDING Ellia Georgina					GBR	1:25.46		25
			20.39	(20.39)	51.42	(31.03)	1:25.46	(34.04)			
	O	283	MUZYKA Anna					UKR	1:32.99		32
			21.28	(21.28)	55.67	(34.39)	1:32.99	(37.32)			
3	I	280	LAGRANGE Eva Luzia					SWE		DSQ	
			19.92	(19.92)	51.75	(31.83)	1:26.51	(34.76)			
	O	255	WESTERVELD Sanne					NED	1:24.85		23
			19.45	(19.45)	50.73	(31.28)	1:24.85	(34.12)			
4	I	248	ALTAN-OCHIR Zul					MGL	1:27.26		29
			19.65	(19.65)	51.33	(31.68)	1:27.26	(35.93)			
	O	235	SIDELNIK Nadezhda					KAZ	1:24.27		21
			20.00	(20.00)	50.99	(30.99)	1:24.27	(33.28)			
5	I	256	FALEIDE Nille Martha Norhaug					NOR	1:25.77		26
			19.50	(19.50)	50.42	(30.92)	1:25.77	(35.35)			
	O	212	SARAP Mariin					EST	1:26.51		27
			20.03	(20.03)	51.69	(31.66)	1:26.51	(34.82)			
6	I	263	WOJCIK Andzelika					POL	1:21.52		9
			18.86	(18.86)	48.96	(30.10)	1:21.52	(32.56)			
	O	268	CHEPIL Anastasiia					RUS	1:26.56		28
			19.11	(19.11)	50.40	(31.29)	1:26.56	(36.16)			
7	I	285	VORONINA Daria					RUS	1:23.703		18
			19.27	(19.27)	49.86	(30.59)	1:23.70	(33.84)			
	O	254	VOSKAMP Dione					NED	1:22.25		13
			18.80	(18.80)	48.73	(29.93)	1:22.25	(33.52)			
8	I	284	BOCOX Brianna					USA	1:28.60		30
			20.03	(20.03)	52.63	(32.60)	1:28.60	(35.97)			
	O	253	SMIT Ariane					NED	1:23.97		19
			19.35	(19.35)	50.30	(30.95)	1:23.97	(33.67)			



FISU Partners



Distance Analysis in Pairs

Pair	Lane	No.	Name					Country Code	Time	Note	Rank
			Split Time	Lap Time	Split Time	Lap Time	Split Time				
9	I	214	BORTOLOTTI Linda					ITA	1:21.92		10
			19.12	(19.12)	48.76	(29.64)	1:21.92	(33.16)			
	O	204	QIN Yangyang					CHN	1:24.25		20
			19.32	(19.32)	49.80	(30.48)	1:24.25	(34.45)			
10	I	202	BAI Dan					CHN	1:23.702		17
			19.25	(19.25)	49.66	(30.41)	1:23.70	(34.04)			
	O	251	HIJLKEMA Aveline					NED	1:21.30		8
			19.09	(19.09)	49.00	(29.91)	1:21.30	(32.30)			
11	I	240	HWANG Dasom					KOR	1:22.39		14
			19.09	(19.09)	49.44	(30.35)	1:22.39	(32.95)			
	O	236	SIZOVA Mariya					KAZ	1:24.72		22
			19.89	(19.89)	51.13	(31.24)	1:24.72	(33.59)			
12	I	205	QU Yi					CHN	1:21.09		7
			18.97	(18.97)	48.35	(29.38)	1:21.09	(32.74)			
	O	261	KAPRUZIAK Aleksandra Milena					POL	1:23.67		16
			19.49	(19.49)	50.07	(30.58)	1:23.67	(33.60)			
13	I	267	KARANNIKOVA Tatiana					RUS	1:22.10		12
			18.80	(18.80)	48.66	(29.86)	1:22.10	(33.44)			
	O	224	TSUJINAKA Anna					JPN	1:22.07		11
			19.26	(19.26)	48.85	(29.59)	1:22.07	(33.22)			
14	I	219	MATSUZAWA Yukari					JPN	1:20.26		4
			18.65	(18.65)	47.93	(29.28)	1:20.26	(32.33)			
	O	243	KIM Hyunung					KOR	1:19.19		2
			18.32	(18.32)	46.97	(28.65)	1:19.19	(32.22)			
15	I	223	TSUJIMOTO Arisa					JPN	1:20.55		5
			18.76	(18.76)	48.43	(29.67)	1:20.55	(32.12)			
	O	246	NAM Yewon					KOR	1:24.95		24
			19.41	(19.41)	50.29	(30.88)	1:24.95	(34.66)			
16	I	270	KACHURKINA Aleksandra					RUS	1:19.10		1
			18.66	(18.66)	47.97	(29.31)	1:19.10	(31.13)			
	O	226	YAMADA Rio					JPN	1:20.83		6
			18.87	(18.87)	48.24	(29.37)	1:20.83	(32.59)			
17	I	227	AIDOVA Yekaterina					KAZ	1:19.53		3
			18.27	(18.27)	47.35	(29.08)	1:19.53	(32.18)			
	O	206	SHA Yuning					CHN	1:22.49		15
			19.20	(19.20)	49.18	(29.98)	1:22.49	(33.31)			



Distance Analysis in Pairs

Legend:					
*	Marks a record as of the time recorded, that was later surpassed	=	Equal sign indicates that two or more skaters share the same rank	DSQ	Disqualified
I	Inner lane	No.	Start number	O	Outer lane
UR	Universiade Record	WR	World Record		





Almaty 2017
28th WINTER UNIVERSIADE

Medeu High-Mountain Ice Rink

SAT 4 FEB 2017
Start Time 11:00
End Time 12:05

Speed Skating

Ladies' 1000m



Ice and Climatic Conditions

As of SAT 4 FEB 2017

	Session 1	
	Start	End
Time	11:00	12:10
Pair Number	1	17
Air Temperature	-9.6°C / 15°F	-9.6°C / 15°F
Ice Temperature	-7.5°C / 19°F	-7.5°C / 19°F
Humidity	79 %	79 %
Air Pressure	1,029 hPa	1,029 hPa





Almaty 2017

28TH WINTER UNIVERSIADE



SPEED SKATING

Ladies' 1,500m



Almaty 2017
28th WINTER UNIVERSIADE

Medeu High-Mountain Ice
Rink

TUE 31 JAN 2017
Start Time 11:00

Speed Skating
Ladies's 1500m



Start List

WR	1:50.85	RICHARDSON BERGSMA Heather (USA)	21 NOV 2015	Salt Lake City (USA)
UR	1:59.03	KODAIRA Nao (JPN)	20 FEB 2009	Harbin (CHN)

Pair	Lane	No.	Name	Country Code
1	I O	281	BILOZERSKA Yelyzaveta	UKR
2	I O	257 215	HELLEM Ingvild LOLLOBRIGIDA Giulia	NOR ITA
3	I O	279 283	KNOKE LINDQVIST Ann-Marie MUZYKA Anna	SWE UKR
4	I O	212 265	SARAP Mariin STANICA Bianca Lorena	EST ROU
5	I O	213 266	SMEDING Ellia Georgina STEF Raluca Doina	GBR ROU
6	I O	280 255	LAGRANGE Eva Luzia WESTERVELD Sanne	SWE NED
7	I O	235 248	SIDELNIK Nadezhda ALTAN-OCHIR Zul	KAZ MGL
8	I O	208 284	YAN Yuzhuo BOCOX Brianna	CHN USA
9	I O	236 273	SIZOVA Mariya PRISTALOVA Anna	KAZ RUS
10	I O	262 250	WLODARCZYK Urszula CNOSSEN Willemijn	POL NED
11	I O	263 258	WOJCIK Andzelika VATN Marte	POL NOR
12	I O	216 261	MALFATTI Gloria KAPRUZIAK Aleksandra Milena	ITA POL
13	I O	214 223	BORTOLOTTI Linda TSUJIMOTO Arisa	ITA JPN
14	I O	244 249	LIM Jungsoo BOER Annemarie	KOR NED
15	I O	245 251	NAM Jieun HIJKEMA Aveline	KOR NED
16	I O	260 226	FUDALEJ Angelika Magdalena YAMADA Rio	POL JPN





Start List

Pair	Lane	No. Name	Country Code
17	I	269 CHERNEGA Olesya	RUS
	O	231 KLIMCHUK Tatyana	KAZ
18	I	247 PARK Chowon	KOR
	O	221 SAKAI Nene	JPN
19	I	207 WU Dan	CHN
	O	271 KALASHNIKOVA Aleksandra	RUS
20	I	222 TAKAHASHI Nana	JPN
	O	227 AIDOVA Yekaterina	KAZ
21	I	241 JUN Yejin	KOR
	O	270 KACHURKINA Aleksandra	RUS

Legend:					
I	Inner lane	No.	Start Number	O	Outer lane
UR	Universiade Record	WR	World Record		





Almaty 2017
28th WINTER UNIVERSIADE

Medeu High-Mountain Ice Rink

TUE 31 JAN 2017

Speed Skating
Ladies's 1500m



Results

WR	1:50.85	RICHARDSON BERGSMA Heather (USA)	21 NOV 2015	Salt Lake City (USA)
UR	1:59.03	KODAIRA Nao (JPN)	20 FEB 2009	Harbin (CHN)

ISU Officials:	
Starter	BOYARSKIY Evgeny (RUS)

Rank	No.	Name	Country Code	Pair	Lane	Time	Gap	Note
1	270	KACHURKINA Aleksandra	RUS	21	O	2:06.20	0.00	
2	222	TAKAHASHI Nana	JPN	20	I	2:06.35	0.15	
3	227	AIDOVA Yekaterina	KAZ	20	O	2:06.58	0.38	
4	221	SAKAI Nene	JPN	18	O	2:07.98	1.78	
5	263	WOJCIK Andzelika	POL	11	I	2:08.06	1.86	
6	241	JUN Yejin	KOR	21	I	2:09.28	3.08	
7	251	HIJKEMA Aveline	NED	15	O	2:09.32	3.12	
8	223	TSUJIMOTO Arisa	JPN	13	O	2:10.03	3.83	
9	247	PARK Chowon	KOR	18	I	2:10.06	3.86	
10	226	YAMADA Rio	JPN	16	O	2:10.14	3.94	
11	258	VATN Marte	NOR	11	O	2:10.15	3.95	
12	269	CHERNEGA Olesya	RUS	17	I	2:10.20	4.00	
13	231	KLIMCHUK Tatyana	KAZ	17	O	2:10.30	4.10	
14	250	CNOSSEN Willemijn	NED	10	O	2:10.45	4.25	
15	245	NAM Jieun	KOR	15	I	2:10.76	4.56	
16	249	BOER Annemarie	NED	14	O	2:11.53	5.33	
17	244	LIM Jungsoo	KOR	14	I	2:12.14	5.94	
18	216	MALFATTI Gloria	ITA	12	I	2:12.37	6.17	
19	214	BORTOLOTTI Linda	ITA	13	I	2:12.39	6.19	
20	273	PRISTALOVA Anna	RUS	9	O	2:12.47	6.27	
21	271	KALASHNIKOVA Aleksandra	RUS	19	O	2:13.39	7.19	
22	236	SIZOVA Mariya	KAZ	9	I	2:13.73	7.53	
23	261	KAPRUZIAK Aleksandra Milena	POL	12	O	2:13.91	7.71	
24	262	WLODARCZYK Urszula	POL	10	I	2:14.17	7.97	
25	207	WU Dan	CHN	19	I	2:14.27	8.07	
26	215	LOLLOBRIGIDA Giulia	ITA	2	O	2:14.82	8.62	
27	260	FUDALEJ Angelika Magdalena	POL	16	I	2:15.24	9.04	
28	213	SMEDING Ellia Georgina	GBR	5	I	2:16.13	9.93	
29	265	STANICA Bianca Lorena	ROU	4	O	2:16.55	10.35	
30	266	STEF Raluca Doina	ROU	5	O	2:16.75	10.55	
31	255	WESTERVELD Sanne	NED	6	O	2:17.51	11.31	
32	280	LAGRANGE Eva Luzia	SWE	6	I	2:17.87	11.67	
33	208	YAN Yuzhuo	CHN	8	I	2:18.10	11.90	
34	212	SARAP Mariin	EST	4	I	2:20.79	14.59	
35	284	BOCOX Brianna	USA	8	O	2:20.93	14.73	
36	248	ALTAN-OCHIR Zul	MGL	7	O	2:21.28	15.08	
37	279	KNOKE LINDQVIST Ann-Marie	SWE	3	I	2:23.51	17.31	
38	257	HELLEM Ingvild	NOR	2	I	2:24.87	18.67	
39	283	MUZYKA Anna	UKR	3	O	2:25.62	19.42	
40	281	BILOZERSKA Yelyzaveta	UKR	1	I	2:29.77	23.57	





Results

Rank	No.	Name	Country Code	Pair	Lane	Time	Gap	Note
	235	SIDELNIK Nadezhda	KAZ	7	I	DSQ		

Legend:					
DSQ	Disqualified	I	Inner lane	No.	Start number
O	Outer lane	UR	Universiade Record	WR	World Record

Competitor 235 Nadezhda SIDELNIK has been disqualified according to rule 256 paragraph 2.





Almaty 2017
28th WINTER UNIVERSIADE

Medeu High-Mountain Ice
Rink

TUE 31 JAN 2017

Speed Skating
Ladies's 1500m



Distance Analysis in Pairs

WR	1:50.85	RICHARDSON BERGSMA Heather (USA)	21 NOV 2015	Salt Lake City (USA)
UR	1:59.03	KODAIRA Nao (JPN)	20 FEB 2009	Harbin (CHN)
WR:				
UR:				

Pair	Lane	No.	Name					Country Code	Time		Note	Rank
			Split Time	Lap Time	Split Time	Lap Time	Split Time		Lap Time	Split Time		
1	I	281	BILOZERSKA Yelyzaveta					UKR	2:29.77			40
			30.35	(30.35)	1:06.08	(35.73)	1:46.53	(40.45)	2:29.77	(43.24)		
2	I	257	HELLEM Ingvild					NOR	2:24.87			38
			28.84	(28.84)	1:03.80	(34.96)	1:42.72	(38.92)	2:24.87	(42.15)		
	O	215	LOLLOBRIGIDA Giulia					ITA	2:14.82			26
			28.72	(28.72)	1:01.68	(32.96)	1:36.96	(35.28)	2:14.82	(37.86)		
3	I	279	KNOKE LINDQVIST Ann-Marie					SWE	2:23.51			37
			29.67	(29.67)	1:04.25	(34.58)	1:42.80	(38.55)	2:23.51	(40.71)		
	O	283	MUZYKA Anna					UKR	2:25.62			39
			30.02	(30.02)	1:07.04	(37.02)	1:46.52	(39.48)	2:25.62	(39.10)		
4	I	212	SARAP Mariin					EST	2:20.79			34
			28.64	(28.64)	1:02.09	(33.45)	1:39.66	(37.57)	2:20.79	(41.13)		
	O	265	STANICA Bianca Lorena					ROU	2:16.55			29
			28.25	(28.25)	1:01.35	(33.10)	1:37.69	(36.34)	2:16.55	(38.86)		
5	I	213	SMEDING Ellia Georgina					GBR	2:16.13			28
			28.66	(28.66)	1:01.18	(32.52)	1:37.46	(36.28)	2:16.13	(38.67)		
	O	266	STEF Raluca Doina					ROU	2:16.75			30
			28.34	(28.34)	1:02.17	(33.83)	1:38.44	(36.27)	2:16.75	(38.31)		
6	I	280	LAGRANGE Eva Luzia					SWE	2:17.87			32
			28.98	(28.98)	1:03.53	(34.55)	1:39.90	(36.37)	2:17.87	(37.97)		
	O	255	WESTERVELD Sanne					NED	2:17.51			31
			28.05	(28.05)	1:01.74	(33.69)	1:38.65	(36.91)	2:17.51	(38.86)		
7	I	235	SIDELNIK Nadezhda					KAZ			DSQ	
			27.34	(27.34)	59.17	(31.83)	1:34.93	(35.76)	2:14.66	(39.73)		
	O	248	ALTAN-OCHIR Zul					MGL	2:21.28			36
			27.92	(27.92)	1:01.68	(33.76)	1:39.71	(38.03)	2:21.28	(41.57)		
8	I	208	YAN Yuzhuo					CHN	2:18.10			33
			28.98	(28.98)	1:02.61	(33.63)	1:38.99	(36.38)	2:18.10	(39.11)		
	O	284	BOCOX Brianna					USA	2:20.93			35
			29.14	(29.14)	1:03.79	(34.65)	1:41.18	(37.39)	2:20.93	(39.75)		





Almaty 2017
28th WINTER UNIVERSIADE

Medeu High-Mountain Ice
Rink

TUE 31 JAN 2017

Speed Skating
Ladies's 1500m



Distance Analysis in Pairs

Pair	Lane	No.	Name					Country Code	Time	Note	Rank
			Split Time	Lap Time	Split Time	Lap Time	Split Time				
9	I	236	SIZOVA Mariya					KAZ	2:13.73		22
			27.33	(27.33)	59.27	(31.94)	1:34.25	(34.98)	2:13.73	(39.48)	
	O	273	PRISTALOVA Anna					RUS	2:12.47		20
			28.23	(28.23)	1:00.10	(31.87)	1:34.58	(34.48)	2:12.47	(37.89)	
10	I	262	WLODARCZYK Urszula					POL	2:14.17		24
			28.61	(28.61)	1:02.00	(33.39)	1:37.50	(35.50)	2:14.17	(36.67)	
	O	250	CNOSSEN Willemijn					NED	2:10.45		14
			28.18	(28.18)	1:01.09	(32.91)	1:35.07	(33.98)	2:10.45	(35.38)	
11	I	263	WOJCIK Andzelika					POL	2:08.06		5
			26.78	(26.78)	58.01	(31.23)	1:31.66	(33.65)	2:08.06	(36.40)	
	O	258	VATN Marte					NOR	2:10.15		11
			28.23	(28.23)	1:00.71	(32.48)	1:34.46	(33.75)	2:10.15	(35.69)	
12	I	216	MALFATTI Gloria					ITA	2:12.37		18
			28.46	(28.46)	1:00.79	(32.33)	1:35.33	(34.54)	2:12.37	(37.04)	
	O	261	KAPRUZIAK Aleksandra Milena					POL	2:13.91		23
			27.62	(27.62)	1:00.21	(32.59)	1:35.40	(35.19)	2:13.91	(38.51)	
13	I	214	BORTOLOTTI Linda					ITA	2:12.39		19
			27.20	(27.20)	59.15	(31.95)	1:33.86	(34.71)	2:12.39	(38.53)	
	O	223	TSUJIMOTO Arisa					JPN	2:10.03		8
			27.76	(27.76)	1:00.20	(32.44)	1:34.93	(34.73)	2:10.03	(35.10)	
14	I	244	LIM Jungsoo					KOR	2:12.14		17
			27.98	(27.98)	1:00.55	(32.57)	1:35.29	(34.74)	2:12.14	(36.85)	
	O	249	BOER Annemarie					NED	2:11.53		16
			27.81	(27.81)	1:00.15	(32.34)	1:35.05	(34.90)	2:11.53	(36.48)	
15	I	245	NAM Jieun					KOR	2:10.76		15
			27.67	(27.67)	59.32	(31.65)	1:33.44	(34.12)	2:10.76	(37.32)	
	O	251	HIJLKEMA Aveline					NED	2:09.32		7
			27.34	(27.34)	1:00.03	(32.69)	1:33.63	(33.60)	2:09.32	(35.69)	
16	I	260	FUDALEJ Angelika Magdalena					POL	2:15.24		27
			28.61	(28.61)	1:01.10	(32.49)	1:36.72	(35.62)	2:15.24	(38.52)	
	O	226	YAMADA Rio					JPN	2:10.14		10
			27.28	(27.28)	58.56	(31.28)	1:32.74	(34.18)	2:10.14	(37.40)	
17	I	269	CHERNEGA Olesya					RUS	2:10.20		12
			27.30	(27.30)	59.21	(31.91)	1:32.92	(33.71)	2:10.20	(37.28)	
	O	231	KLIMCHUK Tatyana					KAZ	2:10.30		13
			27.06	(27.06)	58.81	(31.75)	1:32.87	(34.06)	2:10.30	(37.43)	





Distance Analysis in Pairs

Pair	Lane	No.	Name					Country Code	Time	Note	Rank
			Split Time	Lap Time	Split Time	Lap Time	Split Time				
18	I	247	PARK Chowon					KOR	2:10.06		9
			27.62	(27.62)	58.46	(30.84)	1:32.49	(34.03)	2:10.06	(37.57)	
	O	221	SAKAI Nene					JPN	2:07.98		4
			27.47	(27.47)	59.38	(31.91)	1:32.93	(33.55)	2:07.98	(35.05)	
19	I	207	WU Dan					CHN	2:14.27		25
			27.32	(27.32)	59.94	(32.62)	1:35.55	(35.61)	2:14.27	(38.72)	
	O	271	KALASHNIKOVA Aleksandra					RUS	2:13.39		21
			27.40	(27.40)	1:00.26	(32.86)	1:35.40	(35.14)	2:13.39	(37.99)	
20	I	222	TAKAHASHI Nana					JPN	2:06.35		2
			27.07	(27.07)	58.67	(31.60)	1:31.66	(32.99)	2:06.35	(34.69)	
	O	227	AIDOVA Yekaterina					KAZ	2:06.58		3
			26.82	(26.82)	58.10	(31.28)	1:30.38	(32.28)	2:06.58	(36.20)	
21	I	241	JUN Yejin					KOR	2:09.28		6
			28.14	(28.14)	59.89	(31.75)	1:33.89	(34.00)	2:09.28	(35.39)	
	O	270	KACHURKINA Aleksandra					RUS	2:06.20		1
			26.65	(26.65)	57.57	(30.92)	1:30.54	(32.97)	2:06.20	(35.66)	

Legend:					
*	Marks a record as of the time recorded, that was later surpassed	=	Equal sign indicates that two or more skaters share the same rank	DSQ	Disqualified
I	Inner lane	No.	Start number	O	Outer lane
UR	Universiade Record	WR	World Record		

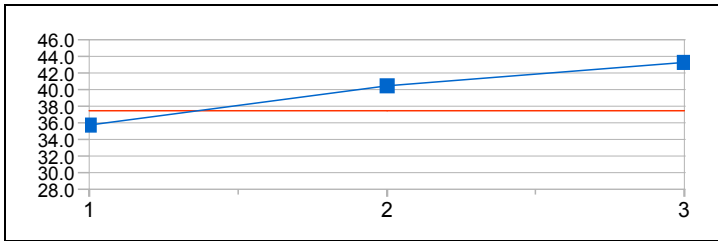




Distance Analysis - Graphical

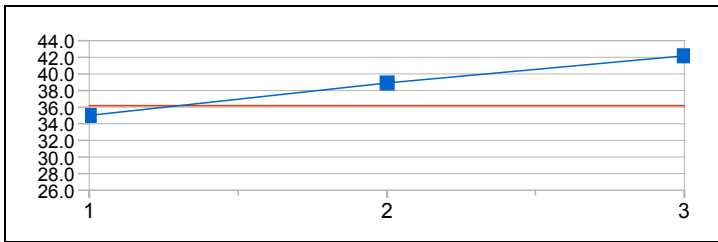
BILOZERSKA Yelyzaveta
2:29.77 (40)

(UKR)
Average: 37.44
43.24 - 30.35 = 12.89



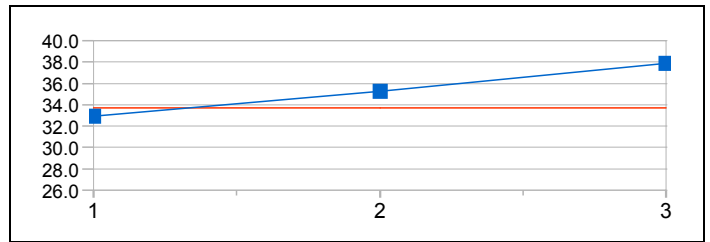
HELLEM Ingvild
2:24.87 (38)

(NOR)
Average: 36.22
42.15 - 28.84 = 13.31



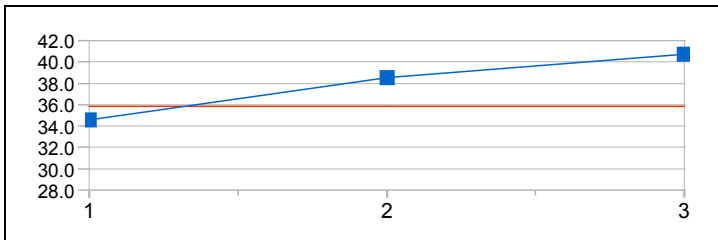
LOLLOBRIGIDA Giulia
2:14.82 (26)

(ITA)
Average: 33.71
37.86 - 28.72 = 9.14



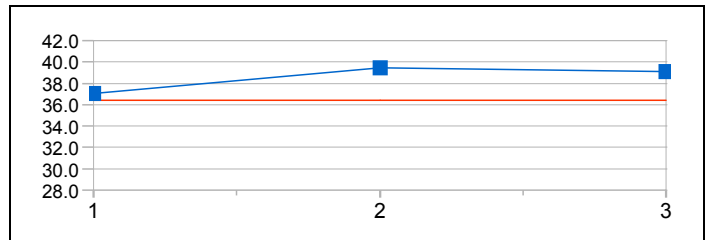
KNOKE LINDQVIST Ann-Marie
2:23.51 (37)

(SWE)
Average: 35.88
40.71 - 29.67 = 11.04



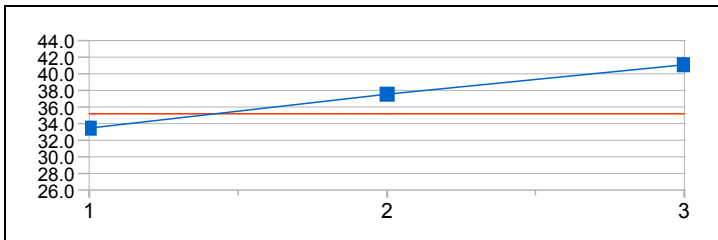
MUZYKA Anna
2:25.62 (39)

(UKR)
Average: 36.41
39.48 - 30.02 = 9.46



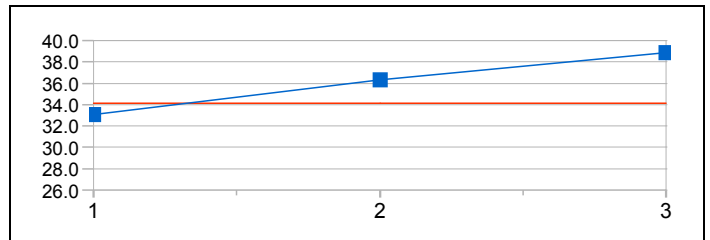
SARAP Mariin
2:20.79 (34)

(EST)
Average: 35.20
41.13 - 28.64 = 12.49



STANICA Bianca Lorena
2:16.55 (29)

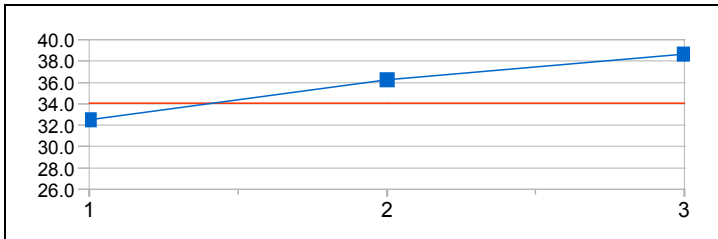
(ROU)
Average: 34.14
38.86 - 28.25 = 10.61



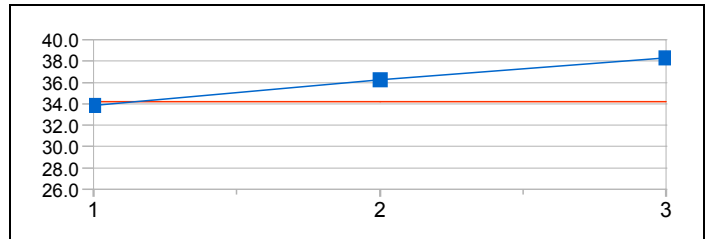


Distance Analysis - Graphical

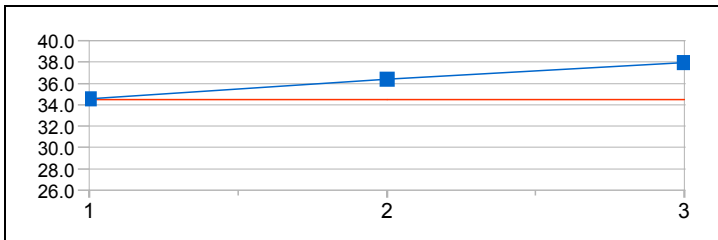
SMEDING Ellia Georgina (GBR)
2:16.13 (28)
Average: 34.03
38.67 - 28.66 = 10.01



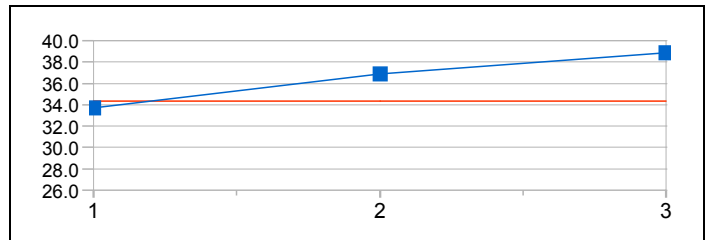
STEF Raluca Doina (ROU)
2:16.75 (30)
Average: 34.19
38.31 - 28.34 = 9.97



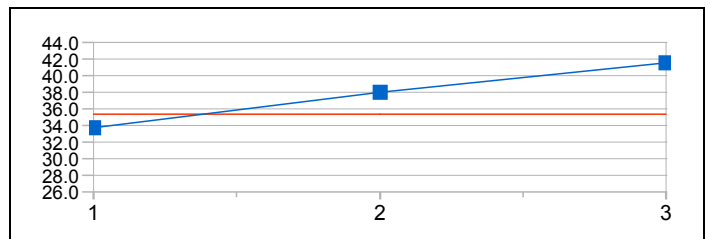
LAGRANGE Eva Luzia (SWE)
2:17.87 (32)
Average: 34.47
37.97 - 28.98 = 8.99



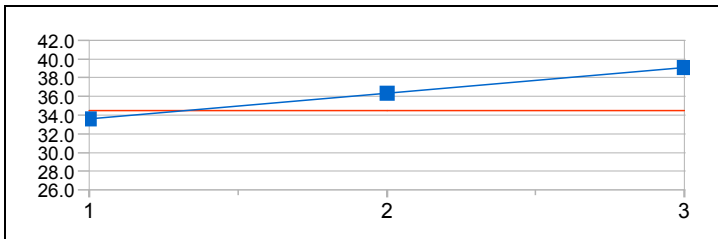
WESTERVELD Sanne (NED)
2:17.51 (31)
Average: 34.38
38.86 - 28.05 = 10.81



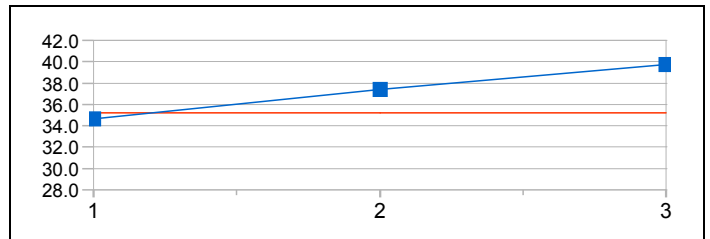
ALTAN-OCHIR Zul (MGL)
2:21.28 (36)
Average: 35.32
41.57 - 27.92 = 13.65



YAN Yuzhuo (CHN)
2:18.10 (33)
Average: 34.53
39.11 - 28.98 = 10.13



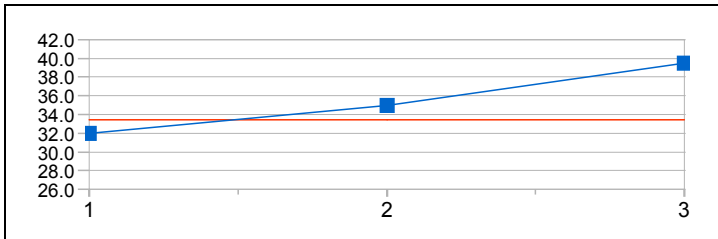
BOCOX Brianna (USA)
2:20.93 (35)
Average: 35.23
39.75 - 29.14 = 10.61



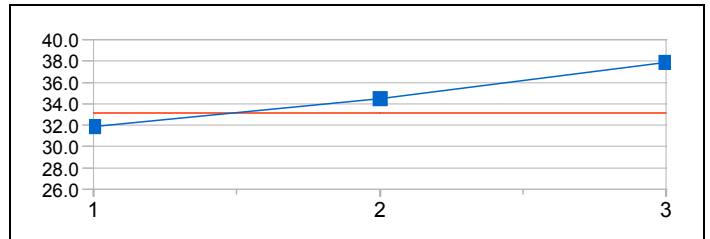


Distance Analysis - Graphical

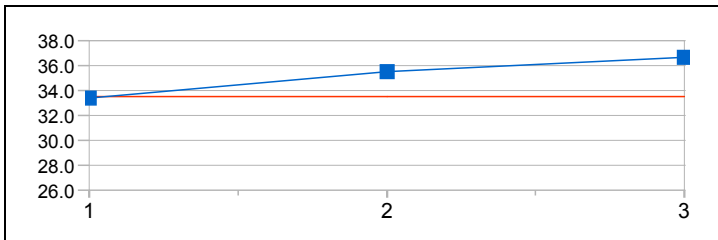
SIZOVA Mariya (KAZ) (22)
2:13.73
Average: 33.43
39.48 - 27.33 = 12.15



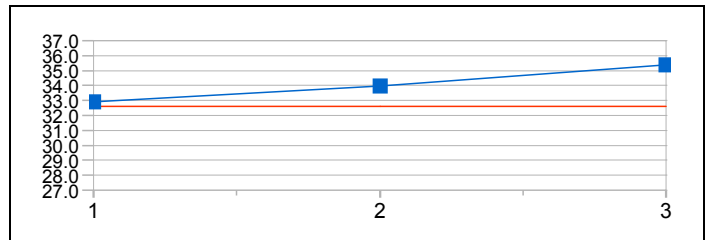
PRISTALOVA Anna (RUS) (20)
2:12.47
Average: 33.12
37.89 - 28.23 = 9.66



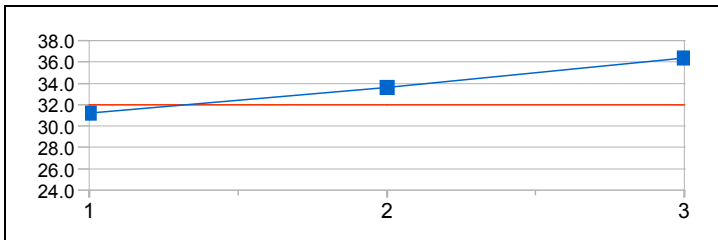
WLODARCZYK Urszula (POL) (24)
2:14.17
Average: 33.54
36.67 - 28.61 = 8.06



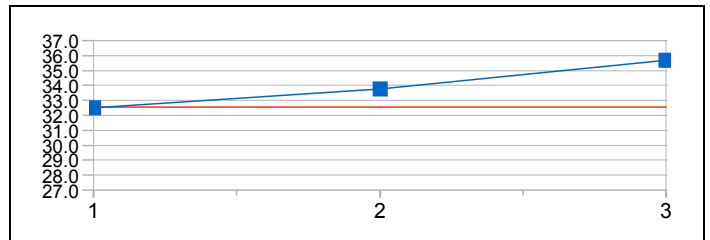
CNOSSEN Willemijn (NED) (14)
2:10.45
Average: 32.61
35.38 - 28.18 = 7.20



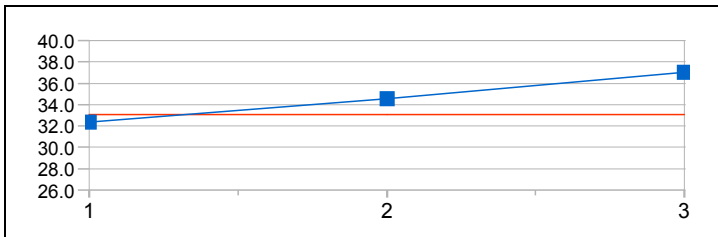
WOJCIK Andzelika (POL) (5)
2:08.06
Average: 32.02
36.40 - 26.78 = 9.62



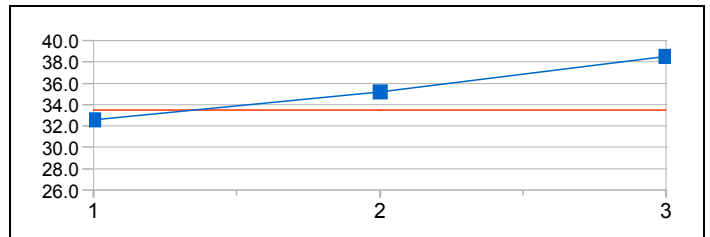
VATN Marte (NOR) (11)
2:10.15
Average: 32.54
35.69 - 28.23 = 7.46



MALFATTI Gloria (ITA) (18)
2:12.37
Average: 33.09
37.04 - 28.46 = 8.58



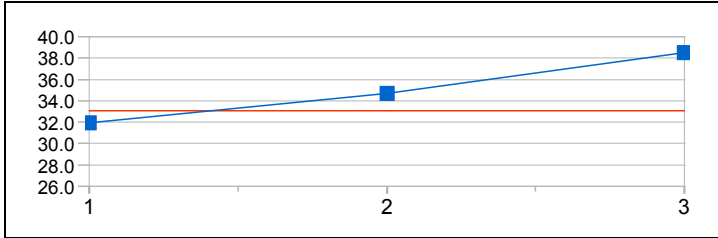
KAPRUZIAK Aleksandra Milena (POL) (23)
2:13.91
Average: 33.48
38.51 - 27.62 = 10.89



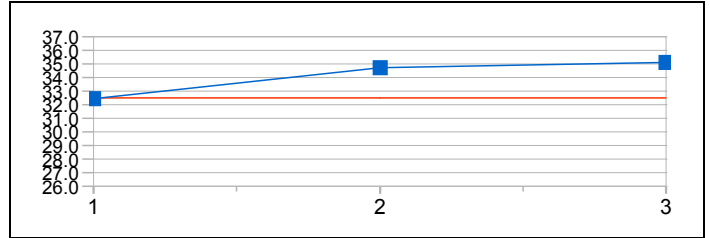


Distance Analysis - Graphical

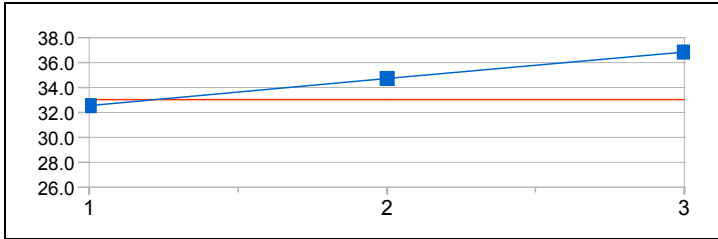
BORTOLOTTI Linda (ITA)
2:12.39 (19)
Average: 33.10
38.53 - 27.20 = 11.33



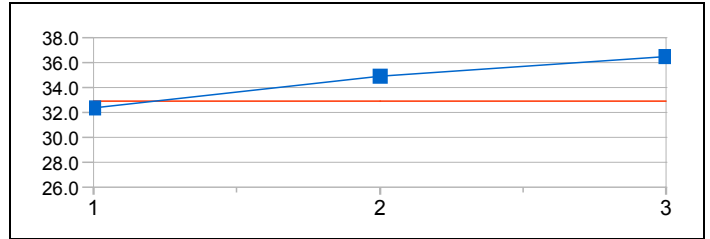
TSUJIMOTO Arisa (JPN)
2:10.03 (8)
Average: 32.51
35.10 - 27.76 = 7.34



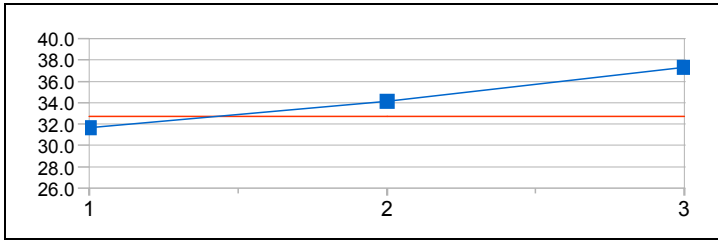
LIM Jungsoo (KOR)
2:12.14 (17)
Average: 33.04
36.85 - 27.98 = 8.87



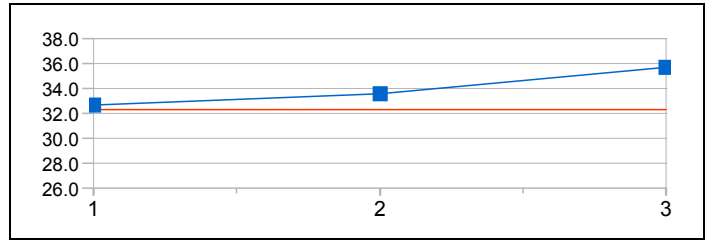
BOER Annemarie (NED)
2:11.53 (16)
Average: 32.88
36.48 - 27.81 = 8.67



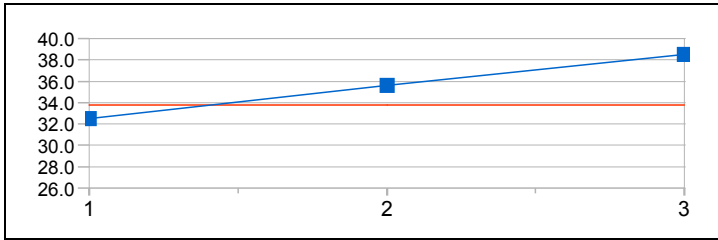
NAM Jieun (KOR)
2:10.76 (15)
Average: 32.69
37.32 - 27.67 = 9.65



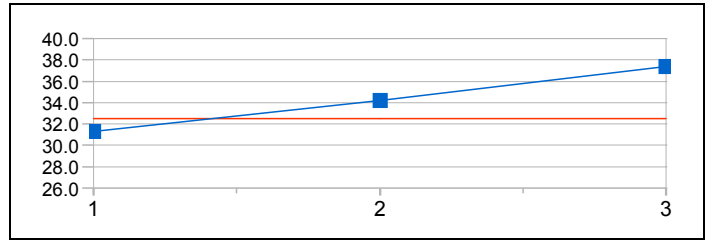
HIJLKEMA Aveline (NED)
2:09.32 (7)
Average: 32.33
35.69 - 27.34 = 8.35



FUDALEJ Angelika Magdalena (POL)
2:15.24 (27)
Average: 33.81
38.52 - 28.61 = 9.91



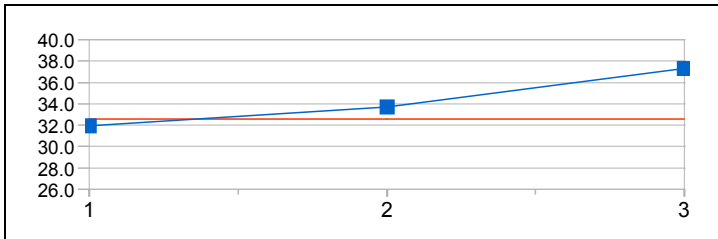
YAMADA Rio (JPN)
2:10.14 (10)
Average: 32.54
37.40 - 27.28 = 10.12



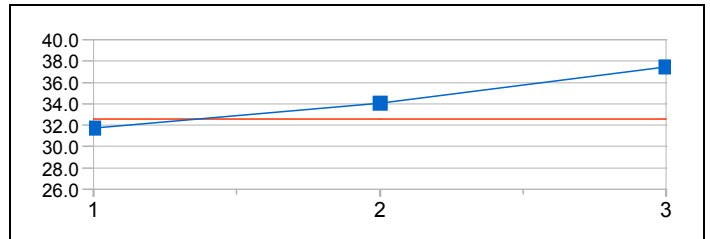


Distance Analysis - Graphical

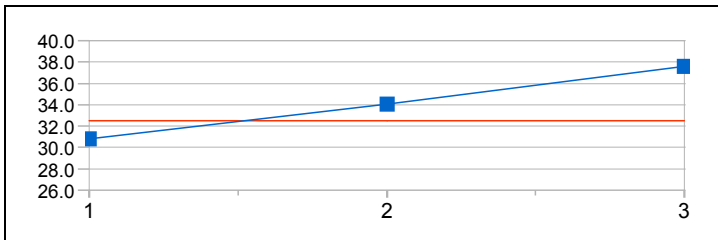
CHERNEGA Olesya (RUS)
2:10.20 (12)
Average: 32.55
37.28 - 27.30 = 9.98



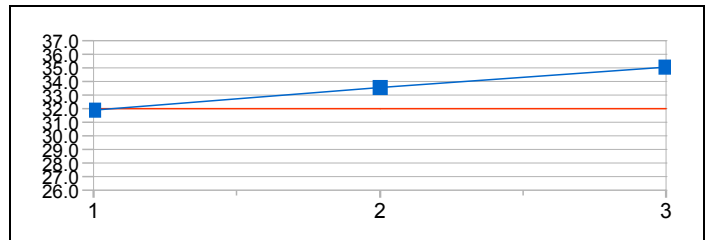
KLIMCHUK Tatyana (KAZ)
2:10.30 (13)
Average: 32.58
37.43 - 27.06 = 10.37



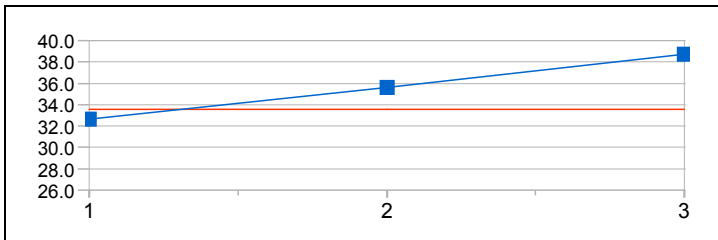
PARK Chowon (KOR)
2:10.06 (9)
Average: 32.52
37.57 - 27.62 = 9.95



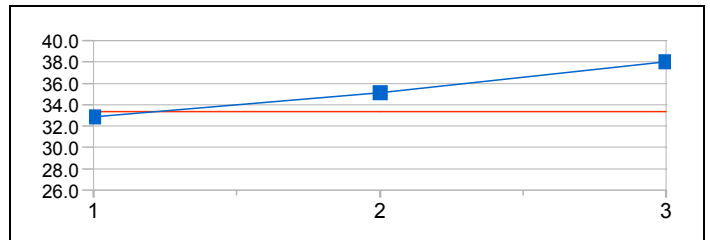
SAKAI Nene (JPN)
2:07.98 (4)
Average: 32.00
35.05 - 27.47 = 7.58



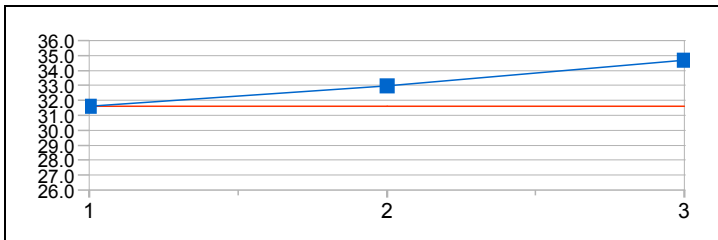
WU Dan (CHN)
2:14.27 (25)
Average: 33.57
38.72 - 27.32 = 11.40



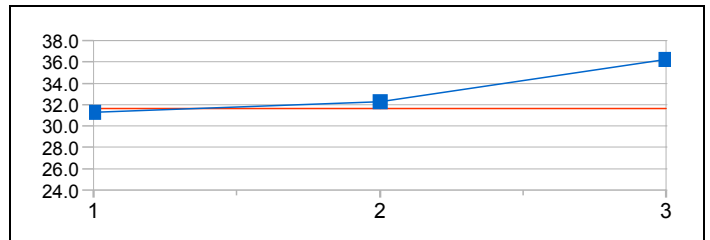
KALASHNIKOVA Aleksandra (RUS)
2:13.39 (21)
Average: 33.35
37.99 - 27.40 = 10.59



TAKAHASHI Nana (JPN)
2:06.35 (2)
Average: 31.59
34.69 - 27.07 = 7.62



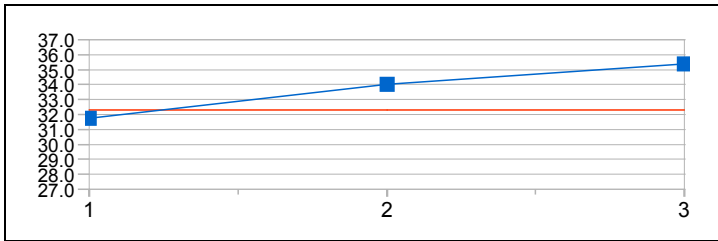
AIDOVA Yekaterina (KAZ)
2:06.58 (3)
Average: 31.65
36.20 - 26.82 = 9.38



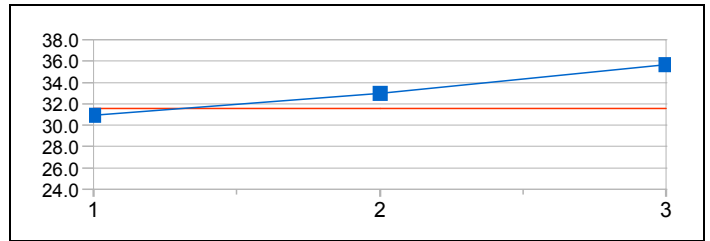


Distance Analysis - Graphical

JUN Yejin (KOR)
 2:09.28 (6)
 Average: 32.32
 35.39 - 28.14 = 7.25



KACHURKINA Aleksandra (RUS)
 2:06.20 (1)
 Average: 31.55
 35.66 - 26.65 = 9.01





Almaty 2017
28th WINTER UNIVERSIADE

Medeu High-Mountain Ice Rink

TUE 31 JAN 2017
Start Time 11:00
End Time 12:45

Speed Skating
Ladies's 1500m



Ice and Climatic Conditions

As of TUE 31 JAN 2017

	Session 1	
	Start	End
Time	11:00	12:00
Pair Number	1	12
Air Temperature	0.0°C / 32°F	0.0°C / 32°F
Ice Temperature	-5.6°C / 22°F	-5.6°C / 22°F
Humidity	98 %	90 %
Air Pressure	1,029 hPa	1,028 hPa





Almaty 2017

28TH WINTER UNIVERSIADE



SPEED SKATING

Ladies' 3,000m



Start List

WR	3:53.34	KLASSEN Cindy (CAN)	18 MAR 2006	Calgary (CAN)
UR	4:12.33	ROKITA Anna Natalia (AUT)	19 JAN 2007	Torino (ITA)

Pair	Lane	No.	Name	Country Code
1	I	283	MUZYKA Anna	UKR
	O	284	BOCOX Brianna	USA
2	I	279	KNOKE LINDQVIST Ann-Marie	SWE
	O	230	KHALIKOVA Elvira	KAZ
3	I	281	BILOZERSKA Yelyzaveta	UKR
	O	210	YANG Jie	CHN
4	I	265	STANICA Bianca Lorena	ROU
	O	213	SMEDING Ellia Georgina	GBR
5	I	216	MALFATTI Gloria	ITA
	O	266	STEF Raluca Doina	ROU
6	I	215	LOLLOBRIGIDA Giulia	ITA
	O	277	ZDRAVKOVA Anastasiia	RUS
7	I	203	GAO Yue	CHN
	O	280	LAGRANGE Eva Luzia	SWE
8	I	251	HIJLKEMA Aveline	NED
	O	236	SIZOVA Mariya	KAZ
9	I	250	CNOSSEN Willemijn	NED
	O	218	FURUSHO Ai	JPN
10	I	249	BOER Annemarie	NED
	O	278	ZUEVA Anastasiia	RUS
11	I	207	WU Dan	CHN
	O	231	KLIMCHUK Tatyana	KAZ
12	I	260	FUDALEJ Angelika Magdalena	POL
	O	258	VATN Marte	NOR
13	I	262	WLODARCZYK Urszula	POL
	O	274	SOKHRYAKOVA Elena	RUS
14	I	247	PARK Chowon	KOR
	O	221	SAKAI Nene	JPN
15	I	241	JUN Yejin	KOR
	O	222	TAKAHASHI Nana	JPN
16	I	244	LIM Jungsoo	KOR
	O	201	ZUYEVA Maryna	BLR



Start List

Legend:					
I	Inner lane	No.	Start Number	O	Outer lane
UR	Universiade Record	WR	World Record		





Results

WR	3:53.34	KLASSEN Cindy (CAN)	18 MAR 2006	Calgary (CAN)
UR	4:12.33	ROKITA Anna Natalia (AUT)	19 JAN 2007	Torino (ITA)

Rank	No.	Name	Country Code	Pair	Lane	Time	Gap	Note
1	201	ZUYEVA Maryna	BLR	16	O	4:18.26	0.00	
2	222	TAKAHASHI Nana	JPN	15	O	4:27.68	9.42	
3	274	SOKHRYAKOVA Elena	RUS	13	O	4:27.89	9.63	
4	221	SAKAI Nene	JPN	14	O	4:28.38	10.12	
5	231	KLIMCHUK Tatyana	KAZ	11	O	4:28.92	10.66	
6	251	HIJLKEMA Aveline	NED	8	I	4:31.53	13.27	
7	250	CNOSSEN Willemijn	NED	9	I	4:31.63	13.37	
8	218	FURUSHO Ai	JPN	9	O	4:33.44	15.18	
9	278	ZUEVA Anastasiia	RUS	10	O	4:34.11	15.85	
10	241	JUN Yejin	KOR	15	I	4:36.73	18.47	
11	277	ZDRAVKOVA Anastasiia	RUS	6	O	4:36.84	18.58	
12	244	LIM Jungsoo	KOR	16	I	4:37.74	19.48	
13	247	PARK Chowon	KOR	14	I	4:39.74	21.48	
14	216	MALFATTI Gloria	ITA	5	I	4:40.40	22.14	
15	260	FUDALEJ Angelika Magdalena	POL	12	I	4:40.88	22.62	
16	258	VATN Marte	NOR	12	O	4:40.95	22.69	
17	207	WU Dan	CHN	11	I	4:42.86	24.60	
18	249	BOER Annemarie	NED	10	I	4:43.44	25.18	
19	203	GAO Yue	CHN	7	I	4:45.78	27.52	
20	280	LAGRANGE Eva Luzia	SWE	7	O	4:45.81	27.55	
21	215	LOLLOBRIGIDA Giulia	ITA	6	I	4:47.13	28.87	
22	213	SMEDING Ellia Georgina	GBR	4	O	4:47.70	29.44	
23	236	SIZOVA Mariya	KAZ	8	O	4:49.91	31.65	
24	266	STEF Raluca Doina	ROU	5	O	4:51.60	33.34	
25	283	MUZYKA Anna	UKR	1	I	4:51.90	33.64	
26	265	STANICA Bianca Lorena	ROU	4	I	4:52.28	34.02	
27	230	KHALIKOVA Elvira	KAZ	2	O	4:52.40	34.14	
28	210	YANG Jie	CHN	3	O	4:56.94	38.68	
29	279	KNOKE LINDQVIST Ann-Marie	SWE	2	I	5:00.44	42.18	
30	284	BOCOX Brianna	USA	1	O	5:01.57	43.31	
31	281	BILOZERSKA Yelyzaveta	UKR	3	I	5:11.74	53.48	
	262	WLODARCZYK Urszula	POL	13	I	DNF		

Legend:					
DNF	Did Not Finish	I	Inner lane	No.	Start number
O	Outer lane	UR	Universiade Record	WR	World Record



Almaty 2017
28th WINTER UNIVERSIADE

Medeu High-Mountain Ice Rink

WED 1 FEB 2017

Speed Skating

Ladies' 3000m



Distance Analysis in Pairs

WR	3:53.34	KLASSEN Cindy (CAN)	18 MAR 2006	Calgary (CAN)
UR	4:12.33	ROKITA Anna Natalia (AUT)	19 JAN 2007	Torino (ITA)
WR:				
UR:				

Pair	Lane	No.	Name					Country Code	Time	Note	Rank
			Split Time	Lap Time	Split Time	Lap Time	Split Time				
1	I	283	MUZYKA Anna					UKR	4:51.90		25
			21.67 (21.67)	57.16 (35.49)	1:34.81 (37.65)	2:14.10 (39.29)	2:53.13 (39.03)				
	O	284	BOCOX Brianna					USA	5:01.57		30
			3:33.07 (39.94)	4:12.79 (39.72)	4:51.90 (39.11)						
2	I	279	KNOKE LINDQVIST Ann-Marie					SWE	5:00.44		29
			21.61 (21.61)	57.10 (35.49)	1:35.43 (38.33)	2:14.29 (38.86)	2:53.66 (39.37)				
	O	230	KHALIKOVA Elvira					KAZ	4:52.40		27
			3:34.35 (40.69)	4:16.36 (42.01)	5:00.44 (44.08)						
3	I	281	BILOZERSKA Yelyzaveta					UKR	5:11.74		31
			21.06 (21.06)	55.23 (34.17)	1:32.30 (37.07)	2:10.70 (38.40)	2:49.84 (39.14)				
	O	210	YANG Jie					CHN	4:56.94		28
			22.45 (22.45)	58.88 (36.43)	1:37.41 (38.53)	2:18.31 (40.90)	3:00.95 (42.64)				
4	I	265	STANICA Bianca Lorena					ROU	4:52.28		26
			22.29 (22.29)	56.83 (34.54)	1:32.75 (35.92)	2:09.55 (36.80)	2:48.19 (38.64)				
	O	213	SMEDING Ellia Georgina					GBR	4:47.70		22
			3:29.35 (41.16)	4:12.85 (43.50)	4:56.94 (44.09)						
5	I	216	MALFATTI Gloria					ITA	4:40.40		14
			21.98 (21.98)	57.80 (35.82)	1:34.51 (36.71)	2:12.28 (37.77)	2:50.40 (38.12)				
	O	266	STEF Raluca Doina					ROU	4:51.60		24
			3:20.58 (37.70)	3:59.78 (39.20)	4:40.40 (40.62)						
6	I	215	LOLLOBRIGIDA Giulia					ITA	4:47.13		21
			21.26 (21.26)	54.38 (33.12)	1:28.93 (34.55)	2:05.58 (36.65)	2:44.56 (38.98)				
	O	277	ZDRAVKOVA Anastasiia					RUS	4:36.84		11
			3:24.35 (39.79)	4:05.76 (41.41)	4:47.13 (41.37)						
			20.77 (20.77)	53.01 (32.24)	1:27.42 (34.41)	2:02.85 (35.43)	2:39.52 (36.67)				
			3:18.33 (38.81)	3:57.18 (38.85)	4:36.84 (39.66)						





Almaty 2017
28th WINTER UNIVERSIADE

Medeu High-Mountain Ice
Rink

WED 1 FEB 2017

Speed Skating

Ladies' 3000m



Distance Analysis in Pairs

Pair	Lane	No.	Name					Country Code	Time		Note	Rank
			Split Time	Lap Time	Split Time	Lap Time	Split Time		Lap Time	Split Time		
7	I	203	GAO Yue					CHN	4:45.78		2:46.91	19
		21.57 (21.57)	56.36 (34.79)	1:31.82 (35.46)	2:08.85 (37.03)	2:46.91 (38.06)	3:26.57 (39.66)		4:06.57 (40.00)	4:45.78 (39.21)		
	O	280	LAGRANGE Eva Luzia					SWE	4:45.81		2:48.81	20
		21.38 (21.38)	56.17 (34.79)	1:33.15 (36.98)	2:10.88 (37.73)	2:48.81 (37.93)	3:27.68 (38.87)		4:07.36 (39.68)	4:45.81 (38.45)		
8	I	251	HIJLKEMA Aveline					NED	4:31.53		2:38.90	6
		20.50 (20.50)	53.93 (33.43)	1:28.09 (34.16)	2:02.92 (34.83)	2:38.90 (35.98)	3:15.65 (36.75)		3:53.16 (37.51)	4:31.53 (38.37)		
	O	236	SIZOVA Mariya					KAZ	4:49.91		2:47.03	23
		21.72 (21.72)	57.28 (35.56)	1:33.43 (36.15)	2:09.81 (36.38)	2:47.03 (37.22)	3:26.10 (39.07)		4:07.98 (41.88)	4:49.91 (41.93)		
9	I	250	CNOSSEN Willemijn					NED	4:31.63		2:40.77	7
		21.18 (21.18)	55.38 (34.20)	1:30.79 (35.41)	2:05.77 (34.98)	2:40.77 (35.00)	3:16.73 (35.96)		3:53.52 (36.79)	4:31.63 (38.11)		
	O	218	FURUSHO Ai					JPN	4:33.44		2:40.19	8
		21.11 (21.11)	54.70 (33.59)	1:29.20 (34.50)	2:04.30 (35.10)	2:40.19 (35.89)	3:16.78 (36.59)		3:54.91 (38.13)	4:33.44 (38.53)		
10	I	249	BOER Annemarie					NED	4:43.44		2:40.91	18
		21.57 (21.57)	56.13 (34.56)	1:30.22 (34.09)	2:05.26 (35.04)	2:40.91 (35.65)	3:18.80 (37.89)		3:59.63 (40.83)	4:43.44 (43.81)		
	O	278	ZUEVA Anastasiia					RUS	4:34.11		2:41.31	9
		21.85 (21.85)	56.05 (34.20)	1:30.54 (34.49)	2:05.72 (35.18)	2:41.31 (35.59)	3:17.66 (36.35)		3:55.14 (37.48)	4:34.11 (38.97)		
11	I	207	WU Dan					CHN	4:42.86		2:42.41	17
		21.59 (21.59)	54.93 (33.34)	1:29.39 (34.46)	2:05.46 (36.07)	2:42.41 (36.95)	3:20.33 (37.92)		4:00.93 (40.60)	4:42.86 (41.93)		
	O	231	KLIMCHUK Tatyana					KAZ	4:28.92		2:39.78	5
		21.32 (21.32)	54.93 (33.61)	1:29.33 (34.40)	2:04.13 (34.80)	2:39.78 (35.65)	3:15.96 (36.18)		3:52.19 (36.23)	4:28.92 (36.73)		
12	I	260	FUDALEJ Angelika Magdalena					POL	4:40.88		2:44.52	15
		21.71 (21.71)	56.40 (34.69)	1:31.96 (35.56)	2:07.96 (36.00)	2:44.52 (36.56)	3:22.03 (37.51)		4:00.86 (38.83)	4:40.88 (40.02)		
	O	258	VATN Marte					NOR	4:40.95		2:48.02	16
		21.87 (21.87)	57.74 (35.87)	1:34.85 (37.11)	2:11.60 (36.75)	2:48.02 (36.42)	3:25.20 (37.18)		4:02.84 (37.64)	4:40.95 (38.11)		
13	I	262	WLODARCZYK Urszula					POL	DNF			
		21.31 (21.31)	54.55 (33.24)	1:29.34 (34.79)	2:05.82 (36.48)							
	O	274	SOKHRYAKOVA Elena					RUS	4:27.89		2:35.30	3
		20.96 (20.96)	53.09 (32.13)	1:26.20 (33.11)	1:59.91 (33.71)	2:35.30 (35.39)	3:11.95 (36.65)		3:49.93 (37.98)	4:27.89 (37.96)		



FISU Partners



Almaty 2017
28th WINTER UNIVERSIADE

Medeu High-Mountain Ice
Rink

WED 1 FEB 2017

Speed Skating

Ladies' 3000m



Distance Analysis in Pairs

Pair	Lane	No.	Name					Country Code	Time	Note	Rank
		Split Time	Lap Time	Split Time	Lap Time	Split Time	Lap Time	Split Time	Lap Time	Split Time	Lap Time
14	I	247	PARK Chowon					KOR	4:39.74		13
		21.30 3:17.76	(21.30) (38.76)	53.83 3:58.73	(32.53) (40.97)	1:27.27 4:39.74	(33.44) (41.01)	2:02.43	(35.16)	2:39.00	(36.57)
	O	221	SAKAI Nene					JPN	4:28.38		4
		20.83 3:14.30	(20.83) (36.44)	53.96 3:51.27	(33.13) (36.97)	1:27.58 4:28.38	(33.62) (37.11)	2:02.26	(34.68)	2:37.86	(35.60)
15	I	241	JUN Yejin					KOR	4:36.73		10
		21.03 3:16.90	(21.03) (38.05)	53.52 3:56.26	(32.49) (39.36)	1:26.80 4:36.73	(33.28) (40.47)	2:02.02	(35.22)	2:38.85	(36.83)
	O	222	TAKAHASHI Nana					JPN	4:27.68		2
		21.03 3:11.88	(21.03) (35.99)	53.50 3:49.13	(32.47) (37.25)	1:26.96 4:27.68	(33.46) (38.55)	2:00.78	(33.82)	2:35.89	(35.11)
16	I	244	LIM Jungsoo					KOR	4:37.74		12
		21.00 3:17.45	(21.00) (38.79)	53.50 3:57.39	(32.50) (39.94)	1:26.85 4:37.74	(33.35) (40.35)	2:01.59	(34.74)	2:38.66	(37.07)
	O	201	ZUYEVA Maryna					BLR	4:18.26		1
		20.85 3:07.22	(20.85) (33.81)	53.05 3:42.13	(32.20) (34.91)	1:26.33 4:18.26	(33.28) (36.13)	1:59.82	(33.49)	2:33.41	(33.59)

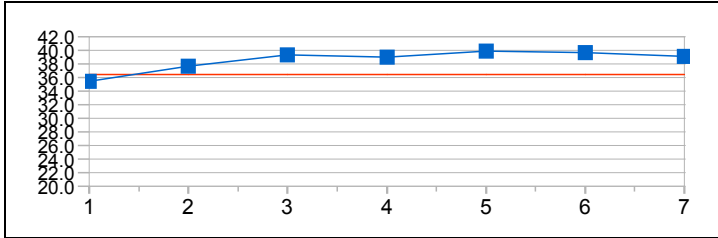
Legend:					
*	Marks a record as of the time recorded, that was later surpassed	=	Equal sign indicates that two or more skaters share the same rank	DNF	Did Not Finish
I	Inner lane	No.	Start number	O	Outer lane
UR	Universiade Record	WR	World Record		



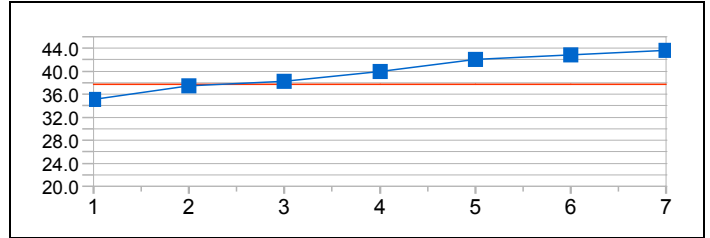


Distance Analysis - Graphical

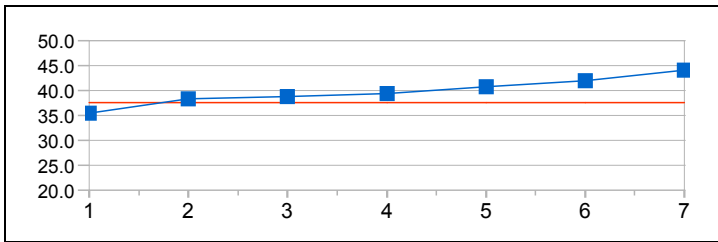
MUZYKA Anna (UKR)
4:51.90 (25)
Average: 36.49
39.94 - 21.67 = 18.27



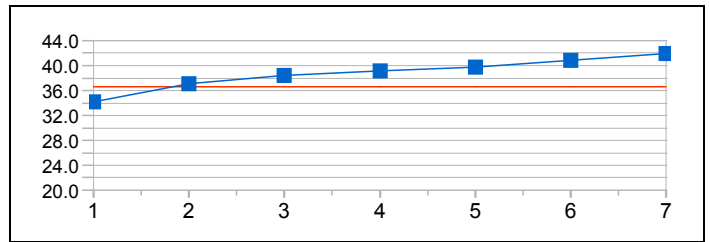
BOCOX Brianna (USA)
5:01.57 (30)
Average: 37.70
43.65 - 22.14 = 21.51



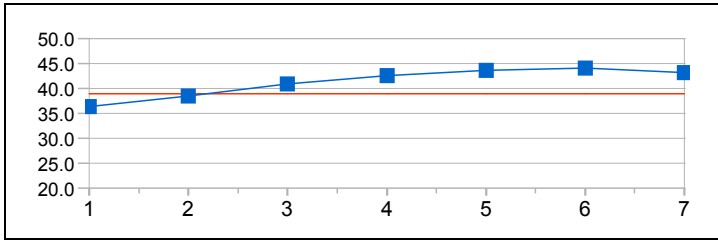
KNOKE LINDQVIST Ann-Marie (SWE)
5:00.44 (29)
Average: 37.56
44.08 - 21.61 = 22.47



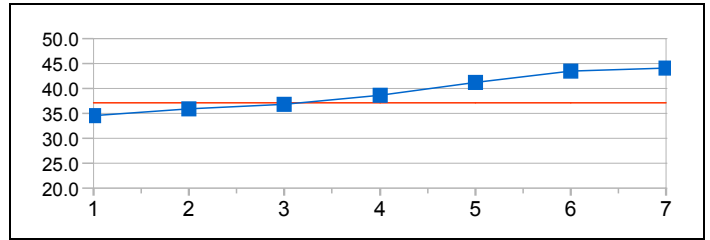
KHALIKOVA Elvira (KAZ)
4:52.40 (27)
Average: 36.55
41.97 - 21.06 = 20.91



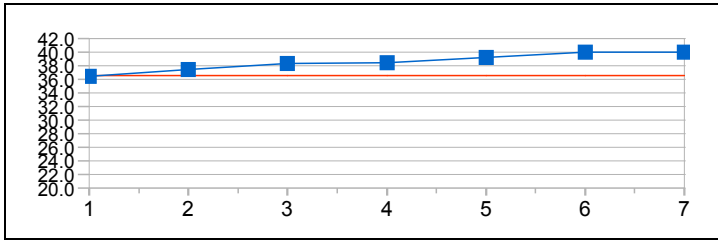
BILOZERSKA Yelyzaveta (UKR)
5:11.74 (31)
Average: 38.97
44.06 - 22.45 = 21.61



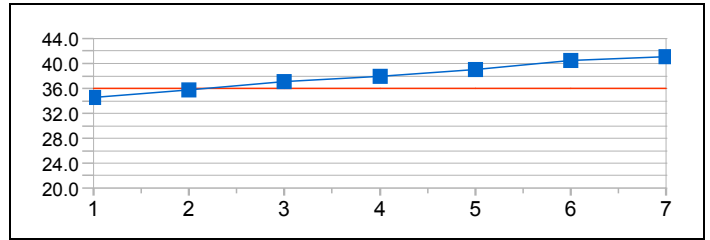
YANG Jie (CHN)
4:56.94 (28)
Average: 37.12
44.09 - 22.29 = 21.80



STANICA Bianca Lorena (ROU)
4:52.28 (26)
Average: 36.54
40.03 - 22.37 = 17.66



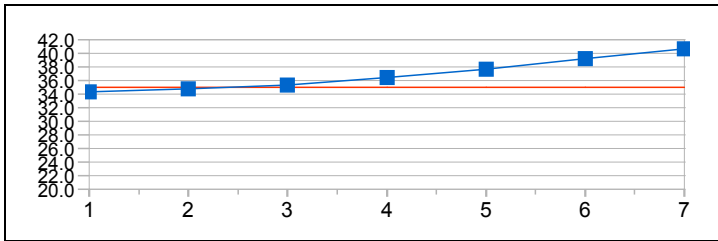
SMEDING Ellia Georgina (GBR)
4:47.70 (22)
Average: 35.96
41.06 - 21.96 = 19.10



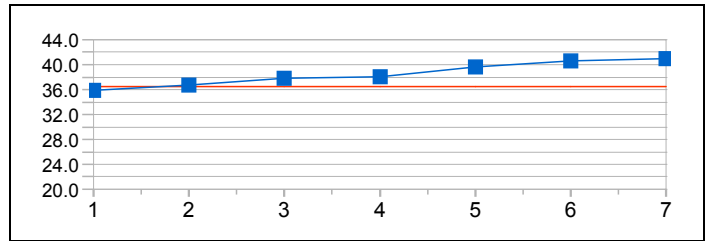


Distance Analysis - Graphical

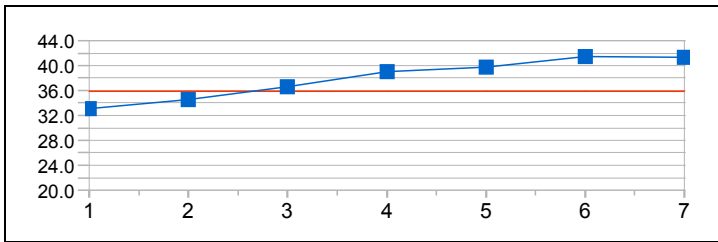
MALFATTI Gloria (ITA)
4:40.40 (14)
Average: 35.05
40.62 - 21.92 = 18.70



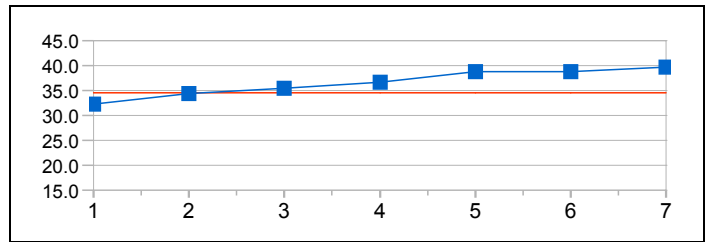
STEF Raluca Doina (ROU)
4:51.60 (24)
Average: 36.45
41.03 - 21.98 = 19.05



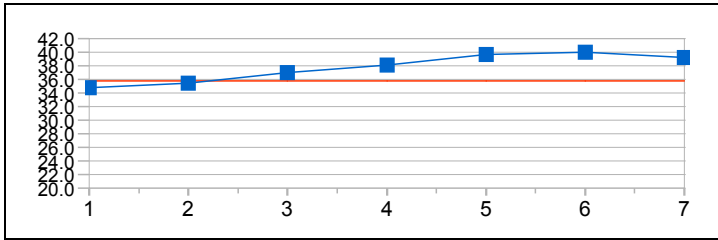
LOLLOBRIGIDA Giulia (ITA)
4:47.13 (21)
Average: 35.89
41.41 - 21.26 = 20.15



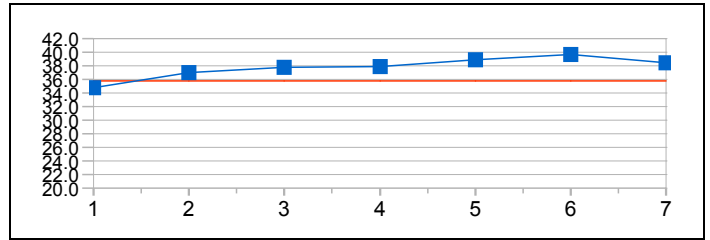
ZDRAVKOVA Anastasiia (RUS)
4:36.84 (11)
Average: 34.61
39.66 - 20.77 = 18.89



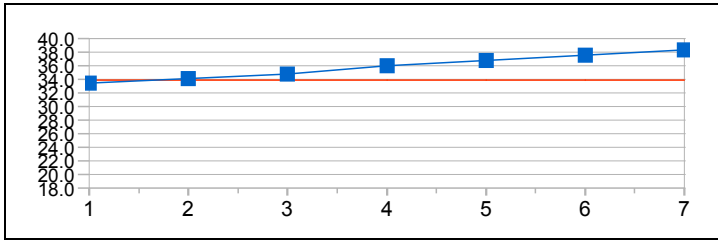
GAO Yue (CHN)
4:45.78 (19)
Average: 35.72
40.00 - 21.57 = 18.43



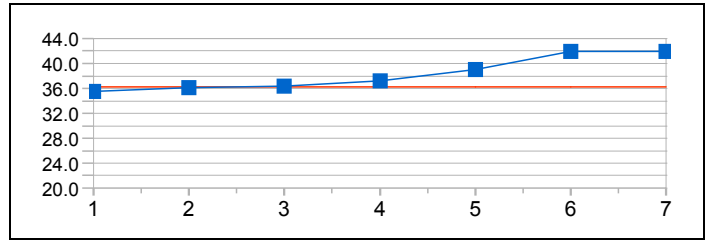
LAGRANGE Eva Luzia (SWE)
4:45.81 (20)
Average: 35.73
39.68 - 21.38 = 18.30



HIJLKEMA Aveline (NED)
4:31.53 (6)
Average: 33.94
38.37 - 20.50 = 17.87



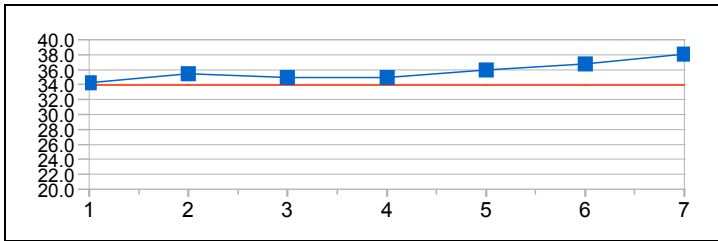
SIZOVA Mariya (KAZ)
4:49.91 (23)
Average: 36.24
41.93 - 21.72 = 20.21



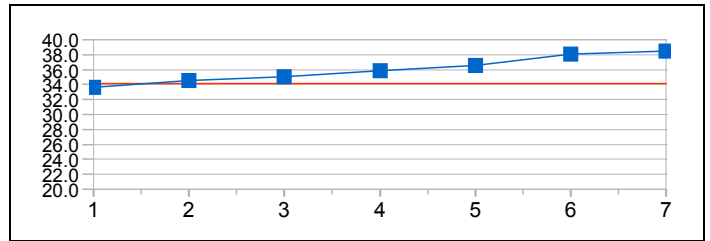


Distance Analysis - Graphical

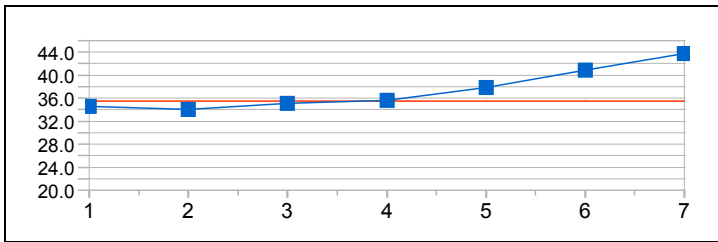
CNOSSEN Willemijn (7) (NED)
4:31.63 (7) Average: 33.95
38.11 - 21.18 = 16.93



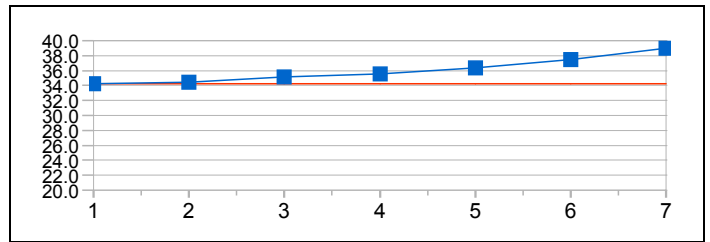
FURUSHO Ai (8) (JPN)
4:33.44 (8) Average: 34.18
38.53 - 21.11 = 17.42



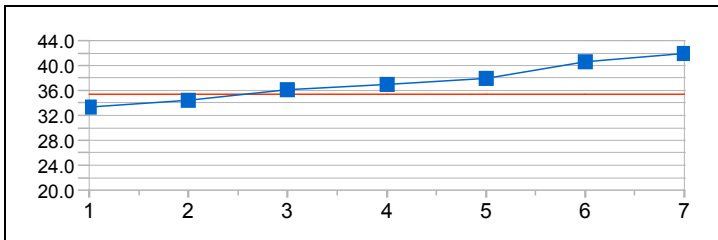
BOER Annemarie (18) (NED)
4:43.44 (18) Average: 35.43
43.81 - 21.57 = 22.24



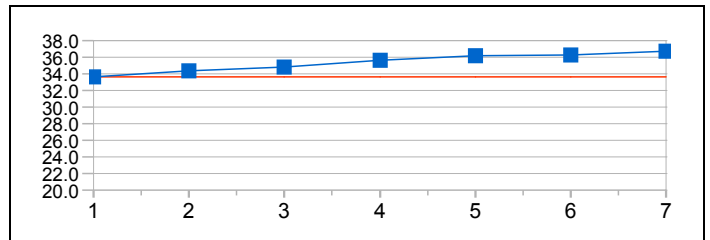
ZUEVA Anastasiia (9) (RUS)
4:34.11 (9) Average: 34.26
38.97 - 21.85 = 17.12



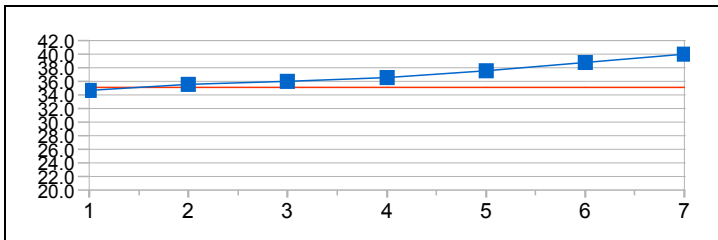
WU Dan (17) (CHN)
4:42.86 (17) Average: 35.36
41.93 - 21.59 = 20.34



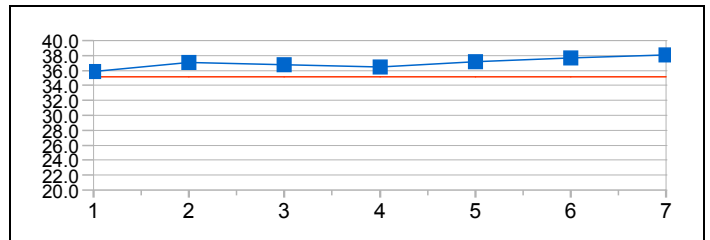
KLIMCHUK Tatyana (5) (KAZ)
4:28.92 (5) Average: 33.62
36.73 - 21.32 = 15.41



FUDALEJ Angelika Magdalena (15) (POL)
4:40.88 (15) Average: 35.11
40.02 - 21.71 = 18.31



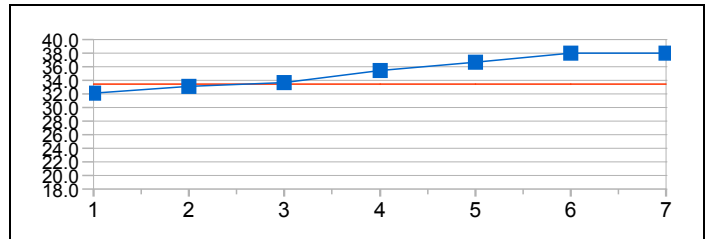
VATN Marte (16) (NOR)
4:40.95 (16) Average: 35.12
38.11 - 21.87 = 16.24



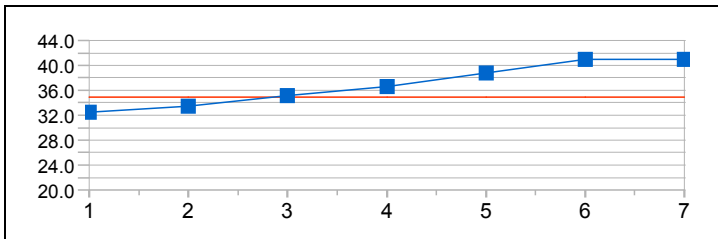


Distance Analysis - Graphical

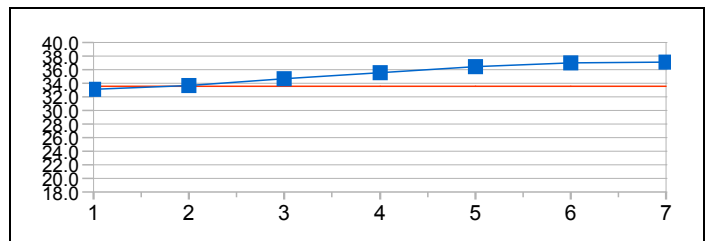
SOKHRYAKOVA Elena (RUS)
 4:27.89 (3) Average: 33.49
 37.98 - 20.96 = 17.02



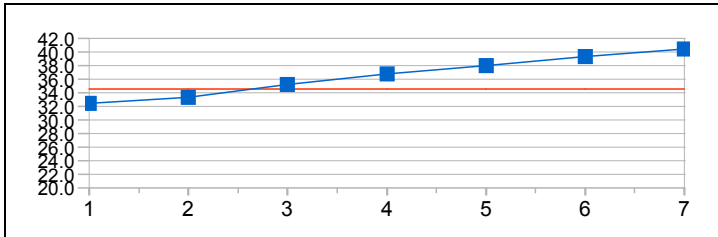
PARK Chowon (KOR)
 4:39.74 (13) Average: 34.97
 41.01 - 21.30 = 19.71



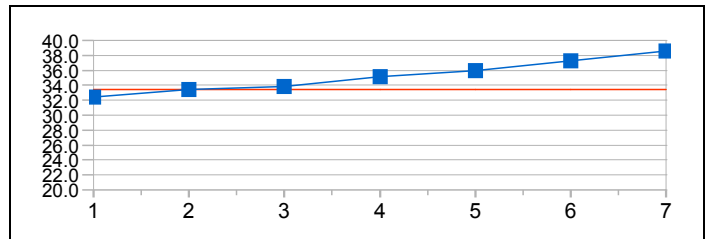
SAKAI Nene (JPN)
 4:28.38 (4) Average: 33.55
 37.11 - 20.83 = 16.28



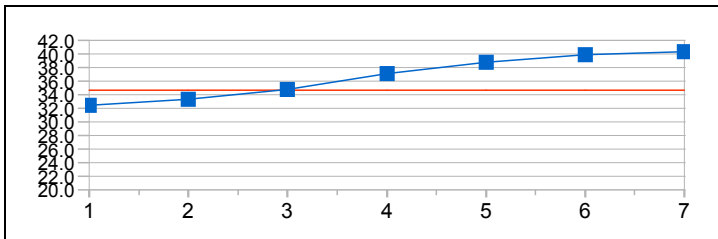
JUN Yejin (KOR)
 4:36.73 (10) Average: 34.59
 40.47 - 21.03 = 19.44



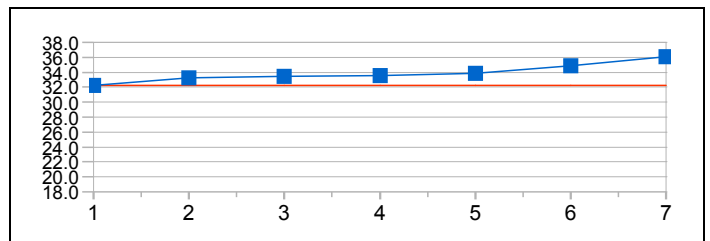
TAKAHASHI Nana (JPN)
 4:27.68 (2) Average: 33.46
 38.55 - 21.03 = 17.52



LIM Jungsoo (KOR)
 4:37.74 (12) Average: 34.72
 40.35 - 21.00 = 19.35



ZUYEVA Maryna (BLR)
 4:18.26 (1) Average: 32.28
 36.13 - 20.85 = 15.28





Ice and Climatic Conditions

As of WED 1 FEB 2017

	Session 1	
	Start	End
Time	10:00	12:15
Pair Number	1	16
Air Temperature	-5.0°C / 23°F	-2.0°C / 28°F
Ice Temperature	-6.7°C / 20°F	-6.7°C / 20°F
Humidity	90 %	80 %
Air Pressure	1,022 hPa	1,022 hPa





Almaty 2017

28TH WINTER UNIVERSIADE



SPEED SKATING

Ladies' 5,000m



Start List

REVISED
3 FEB 10:12

WR	6:42.66	SABLIKOVA Martina (CZE)	18 FEB 2011	Salt Lake City (USA)
UR	7:05.17	SABLIKOVA Martina (CZE)	17 DEC 2013	Trentino (ITA)

Pair	Lane	No.	Name	Country Code
1	I O	283	MUZYKA Anna	UKR
2	I O	273 260	PRISTALOVA Anna FUDALEJ Angelika Magdalena	RUS POL
3	I O	280 216	LAGRANGE Eva Luzia MALFATTI Gloria	SWE ITA
4	I O	251 250	HIJKEMA Aveline CNOSSEN Willemijn	NED NED
5	I O	221 201	SAKAI Nene ZUYEVA Maryna	JPN BLR
6	I O	222 218	TAKAHASHI Nana FURUSHO Ai	JPN JPN
7	I O	274 231	SOKHRYAKOVA Elena KLIMCHUK Tatyana	RUS KAZ
8	I O	278 244	ZUEVA Anastasiia LIM Jungsoo	RUS KOR

Legend:					
I	Inner lane	No.	Start Number	O	Outer lane
UR	Universiade Record	WR	World Record		





Results

WR	6:42.66	SABLIKOVA Martina (CZE)	18 FEB 2011	Salt Lake City (USA)
UR	7:05.17	SABLIKOVA Martina (CZE)	17 DEC 2013	Trentino (ITA)

ISU Officials:	
Starter	BOYARSKIY Evgeny (RUS)

Rank	No.	Name	Country Code	Pair	Lane	Time	Gap	Note
1	201	ZUYEVA Maryna	BLR	5	O	7:20.11	0.00	
2	221	SAKAI Nene	JPN	5	I	7:35.14	15.03	
3	244	LIM Jungsoo	KOR	8	O	7:49.09	28.98	
4	222	TAKAHASHI Nana	JPN	6	I	7:52.26	32.15	
5	218	FURUSHO Ai	JPN	6	O	7:52.90	32.79	
6	278	ZUEVA Anastasiia	RUS	8	I	7:53.41	33.30	
7	274	SOKHRYAKOVA Elena	RUS	7	I	7:55.87	35.76	
8	260	FUDALEJ Angelika Magdalena	POL	2	O	7:59.65	39.54	
9	231	KLIMCHUK Tatyana	KAZ	7	O	8:01.79	41.68	
10	251	HIJLKEMA Aveline	NED	4	I	8:03.54	43.43	
11	283	MUZYKA Anna	UKR	1	I	8:13.29	53.18	
12	273	PRISTALOVA Anna	RUS	2	I	8:14.16	54.05	
13	250	CNOSSEN Willemijn	NED	4	O	8:14.19	54.08	
14	280	LAGRANGE Eva Luzia	SWE	3	I	8:16.27	56.16	
15	216	MALFATTI Gloria	ITA	3	O	8:31.08	1:10.97	

Legend:					
I	Inner lane	No.	Start number	O	Outer lane
UR	Universiade Record	WR	World Record		



Almaty 2017
28th WINTER UNIVERSIADE

Medeu High-Mountain Ice
Rink

FRI 3 FEB 2017

Speed Skating

Ladies' 5000m



Distance Analysis in Pairs

WR	6:42.66	SABLIKOVA Martina (CZE)	18 FEB 2011	Salt Lake City (USA)
UR	7:05.17	SABLIKOVA Martina (CZE)	17 DEC 2013	Trentino (ITA)
WR:				
UR:				
WR:				
UR:				

Pair	Lane	No.	Name					Country Code	Time		Note	Rank			
			Split Time	Lap Time	Split Time	Lap Time	Split Time		Lap Time	Split Time			Lap Time		
1	I	283	MUZYKA Anna					UKR	8:13.29			11			
			22.81	(22.81)	59.66	(36.85)	1:38.95		(39.29)	2:18.44			(39.49)	2:57.62	(39.18)
			3:36.90	(39.28)	4:16.65	(39.75)	4:56.73		(40.08)	5:35.60			(38.87)	6:15.06	(39.46)
			6:54.92	(39.86)	7:35.01	(40.09)	8:13.29		(38.28)						
2	I	273	PRISTALOVA Anna					RUS	8:14.16			12			
			22.89	(22.89)	59.17	(36.28)	1:36.10		(36.93)	2:13.10			(37.00)	2:50.05	(36.95)
			3:27.74	(37.69)	4:05.93	(38.19)	4:44.81		(38.88)	5:24.33			(39.52)	6:05.31	(40.98)
			6:47.66	(42.35)	7:30.80	(43.14)	8:14.16		(43.36)						
O		260	FUDALEJ Angelika Magdalena					POL	7:59.65			8			
			22.63	(22.63)	57.74	(35.11)	1:33.81		(36.07)	2:09.89			(36.08)	2:46.38	(36.49)
			3:23.41	(37.03)	4:01.01	(37.60)	4:39.27		(38.26)	5:18.35			(39.08)	5:58.32	(39.97)
			6:38.61	(40.29)	7:18.87	(40.26)	7:59.65		(40.78)						
3	I	280	LAGRANGE Eva Luzia					SWE	8:16.27			14			
			22.11	(22.11)	57.78	(35.67)	1:35.58		(37.80)	2:13.99			(38.41)	2:52.65	(38.66)
			3:31.42	(38.77)	4:11.46	(40.04)	4:51.78		(40.32)	5:33.80			(42.02)	6:15.01	(41.21)
			6:55.54	(40.53)	7:35.94	(40.40)	8:16.27		(40.33)						
O		216	MALFATTI Gloria					ITA	8:31.08			15			
			22.07	(22.07)	56.45	(34.38)	1:32.15		(35.70)	2:08.86			(36.71)	2:46.03	(37.17)
			3:24.29	(38.26)	4:05.13	(40.84)	4:47.22		(42.09)	5:30.30			(43.08)	6:13.65	(43.35)
			6:58.23	(44.58)	7:43.91	(45.68)	8:31.08		(47.17)						
4	I	251	HIJLKEMA Aveline					NED	8:03.54			10			
			21.56	(21.56)	58.27	(36.71)	1:35.72		(37.45)	2:13.11			(37.39)	2:50.70	(37.59)
			3:28.77	(38.07)	4:07.14	(38.37)	4:46.34		(39.20)	5:25.50			(39.16)	6:04.91	(39.41)
			6:44.33	(39.42)	7:24.11	(39.78)	8:03.54		(39.43)						
O		250	CNOSSEN Willemijn					NED	8:14.19			13			
			22.07	(22.07)	58.18	(36.11)	1:35.74		(37.56)	2:13.02			(37.28)	2:50.75	(37.73)
			3:28.66	(37.91)	4:07.42	(38.76)	4:47.66		(40.24)	5:28.42			(40.76)	6:09.24	(40.82)
			6:50.50	(41.26)	7:31.96	(41.46)	8:14.19		(42.23)						
5	I	221	SAKAI Nene					JPN	7:35.14			2			
			21.57	(21.57)	55.31	(33.74)	1:29.92		(34.61)	2:04.45			(34.53)	2:39.58	(35.13)
			3:15.03	(35.45)	3:51.20	(36.17)	4:27.61		(36.41)	5:04.60			(36.99)	5:41.90	(37.30)
			6:19.64	(37.74)	6:57.40	(37.76)	7:35.14		(37.74)						
O		201	ZUYEVA Maryna					BLR	7:20.11			1			
			21.57	(21.57)	56.18	(34.61)	1:30.82		(34.64)	2:04.80			(33.98)	2:39.13	(34.33)
			3:13.57	(34.44)	3:48.49	(34.92)	4:23.36		(34.87)	4:58.31			(34.95)	5:33.40	(35.09)
			6:09.01	(35.61)	6:44.80	(35.79)	7:20.11		(35.31)						



FISU Partners



Distance Analysis in Pairs

Pair	Lane	No.	Name					Country Code	Time		Note	Rank			
			Split Time	Lap Time	Split Time	Lap Time	Split Time		Lap Time	Split Time			Lap Time		
6	I	222	TAKAHASHI Nana					JPN	7:52.26			4			
			20.63	(20.63)	53.70	(33.07)	1:27.44		(33.74)	2:02.53			(35.09)	2:38.10	(35.57)
			3:14.41	(36.31)	3:51.39	(36.98)	4:28.71		(37.32)	5:07.36			(38.65)	5:47.35	(39.99)
			6:28.30	(40.95)	7:09.72	(41.42)	7:52.26	(42.54)							
O		218	FURUSHO Ai					JPN	7:52.90			5			
			21.12	(21.12)	54.03	(32.91)	1:28.03		(34.00)	2:03.39			(35.36)	2:39.70	(36.31)
			3:17.26	(37.56)	3:55.68	(38.42)	4:34.69		(39.01)	5:13.85			(39.16)	5:53.74	(39.89)
			6:34.01	(40.27)	7:13.97	(39.96)	7:52.90	(38.93)							
7	I	274	SOKHRYAKOVA Elena					RUS	7:55.87			7			
			21.52	(21.52)	55.20	(33.68)	1:29.15		(33.95)	2:04.22			(35.07)	2:39.81	(35.59)
			3:16.54	(36.73)	3:54.28	(37.74)	4:33.65		(39.37)	5:14.53			(40.88)	5:56.45	(41.92)
			6:36.17	(39.72)	7:15.81	(39.64)	7:55.87	(40.06)							
O		231	KLIMCHUK Tatyana					KAZ	8:01.79			9			
			21.83	(21.83)	56.69	(34.86)	1:32.54		(35.85)	2:08.45			(35.91)	2:44.62	(36.17)
			3:21.20	(36.58)	3:58.79	(37.59)	4:37.43		(38.64)	5:17.35			(39.92)	5:57.84	(40.49)
			6:39.09	(41.25)	7:20.53	(41.44)	8:01.79	(41.26)							
8	I	278	ZUEVA Anastasiia					RUS	7:53.41			6			
			22.22	(22.22)	57.48	(35.26)	1:33.58		(36.10)	2:09.48			(35.90)	2:45.55	(36.07)
			3:22.06	(36.51)	3:58.76	(36.70)	4:35.91		(37.15)	5:14.00			(38.09)	5:52.79	(38.79)
			6:31.56	(38.77)	7:12.13	(40.57)	7:53.41	(41.28)							
O		244	LIM Jungsoo					KOR	7:49.09			3			
			21.32	(21.32)	54.93	(33.61)	1:29.33		(34.40)	2:04.22			(34.89)	2:39.65	(35.43)
			3:16.44	(36.79)	3:53.92	(37.48)	4:32.40		(38.48)	5:12.19			(39.79)	5:52.63	(40.44)
			6:32.63	(40.00)	7:11.76	(39.13)	7:49.09	(37.33)							

Legend:				
*	Marks a record as of the time recorded, that was later surpassed	=	Equal sign indicates that two or more skaters share the same rank	I Inner lane
No.	Start number	O	Outer lane	UR Universiade Record
WR	World Record			

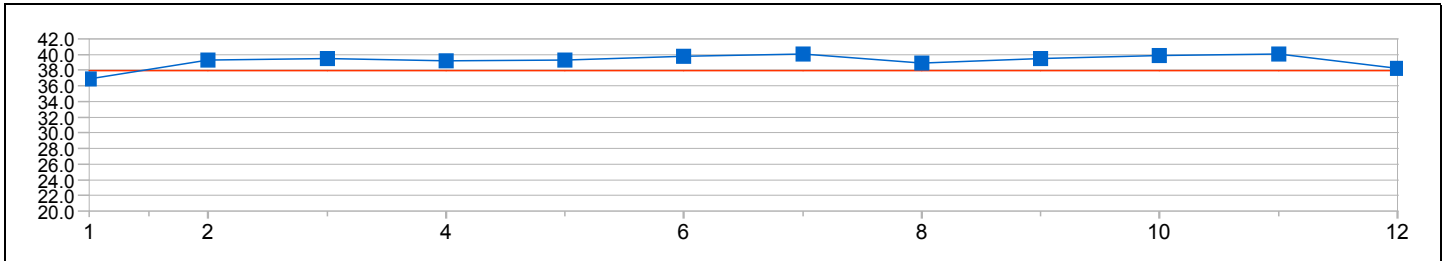




Distance Analysis - Graphical

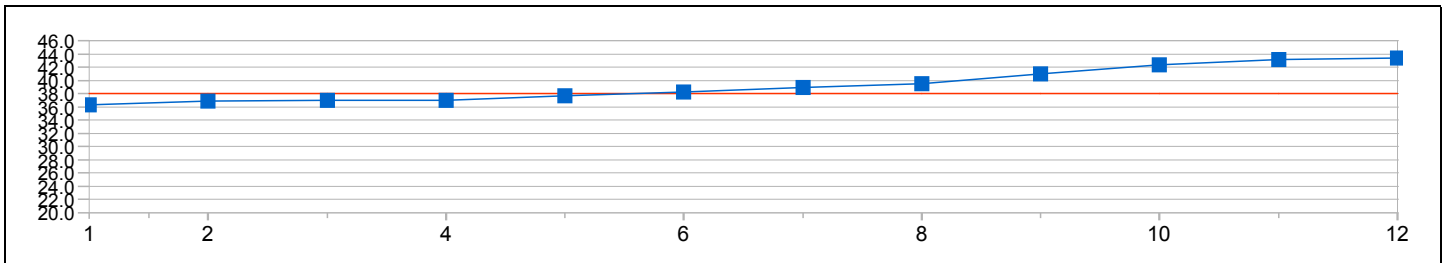
MUZYKA Anna
8:13.29 (11)

(UKR)
Average: 37.95
40.09 - 22.81 = 17.28



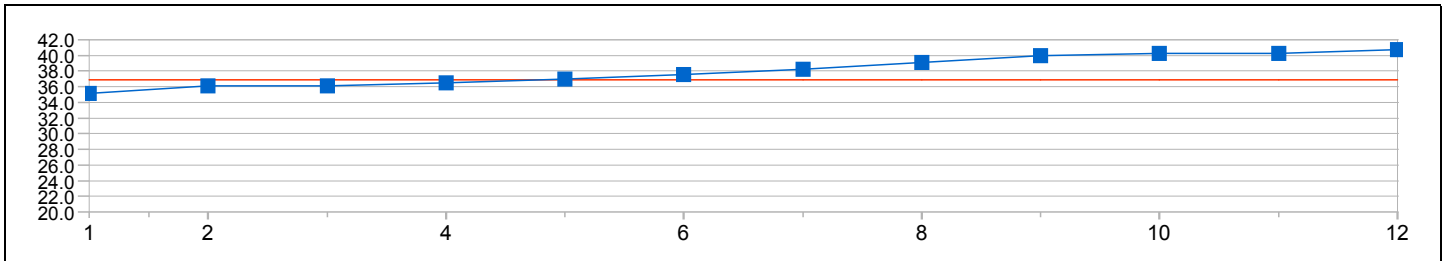
PRISTALOVA Anna
8:14.16 (12)

(RUS)
Average: 38.01
43.36 - 22.89 = 20.47



FUDALEJ Angelika Magdalena
7:59.65 (8)

(POL)
Average: 36.90
40.78 - 22.63 = 18.15

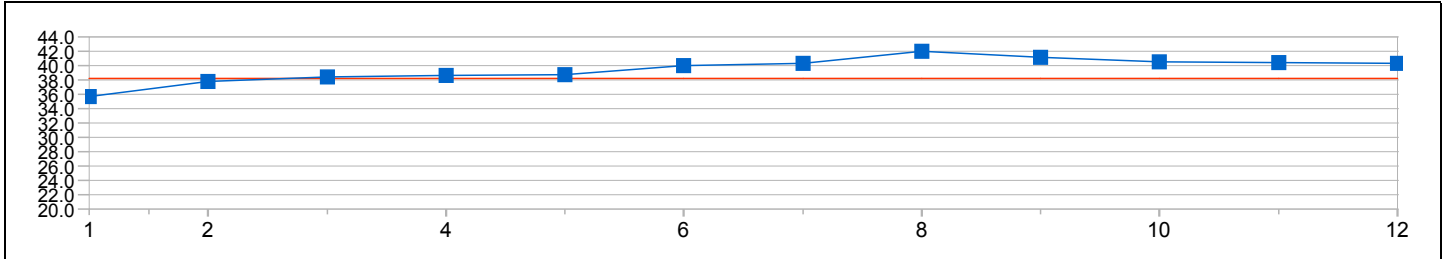




Distance Analysis - Graphical

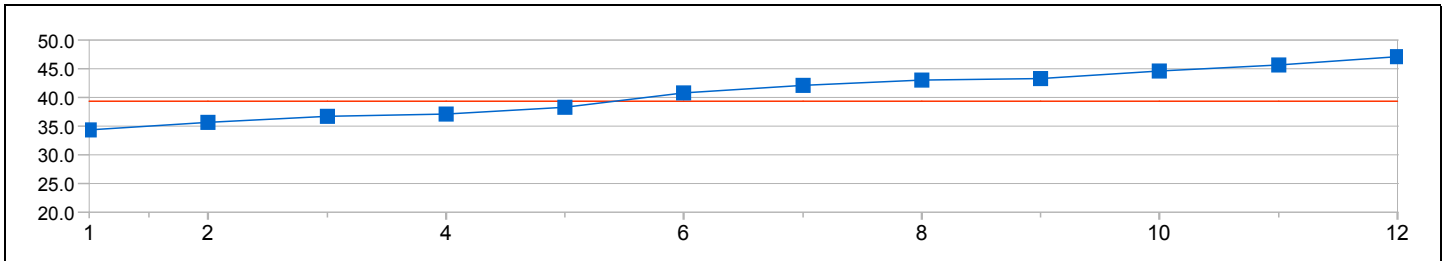
LAGRANGE Eva Luzia
8:16.27 (14)

(SWE)
Average: 38.18
42.02 - 22.11 = 19.91



MALFATTI Gloria
8:31.08 (15)

(ITA)
Average: 39.31
47.17 - 22.07 = 25.10

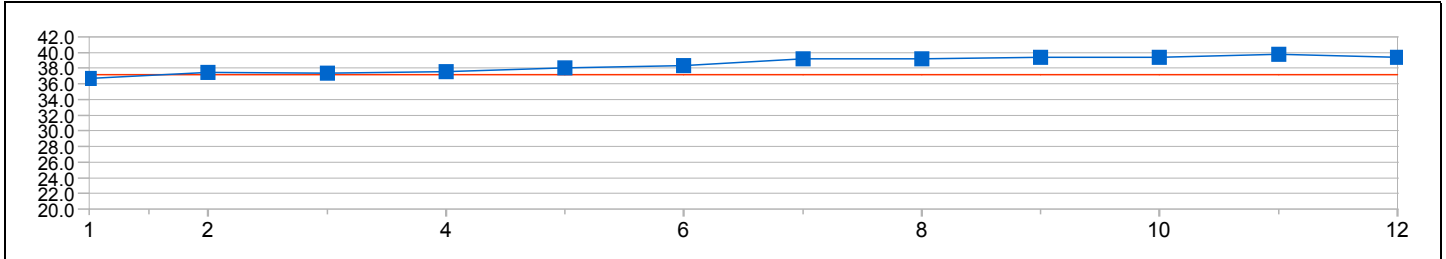




Distance Analysis - Graphical

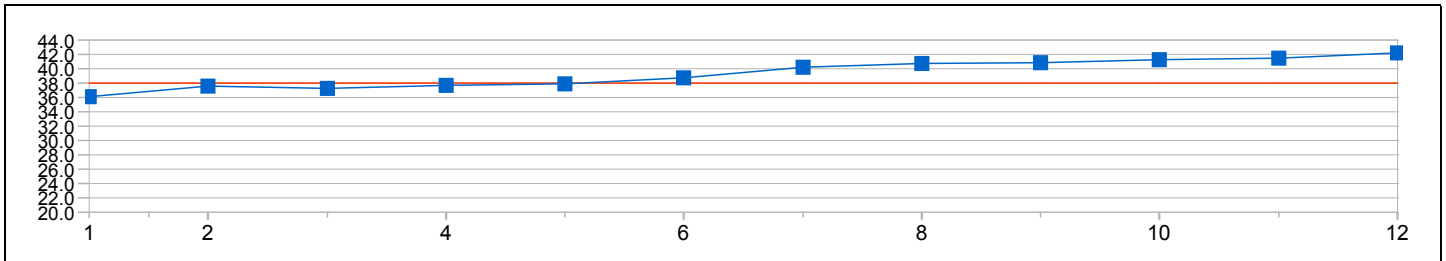
HIJLKEMA Aveline
8:03.54 (10)

(NED)
Average: 37.20
39.78 - 21.56 = 18.22



CNOSSEN Willemijn
8:14.19 (13)

(NED)
Average: 38.01
42.23 - 22.07 = 20.16





Distance Analysis - Graphical

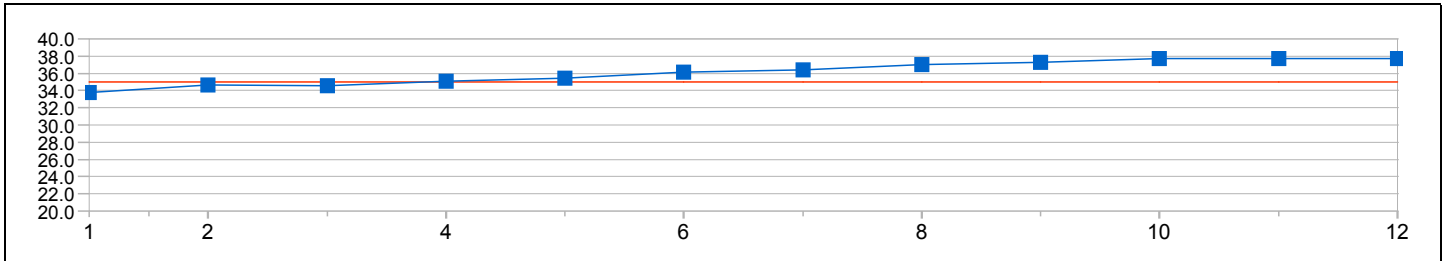
SAKAI Nene

7:35.14 (2)

(JPN)

Average: 35.01

37.76 - 21.57 = 16.19



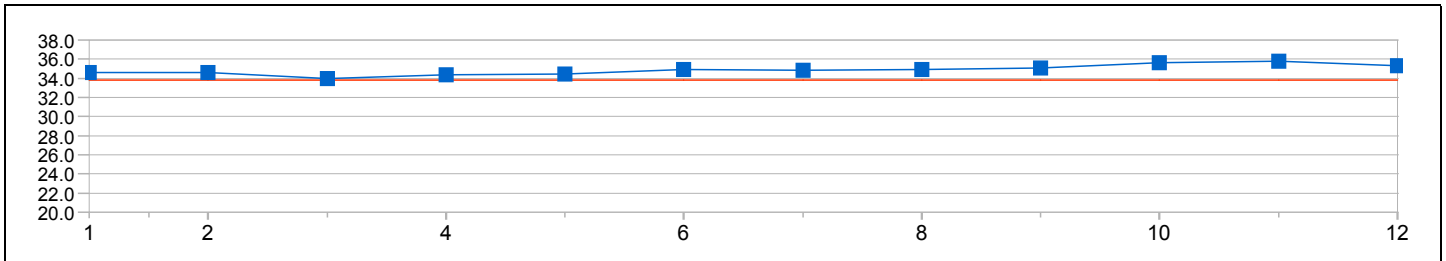
ZUYEVA Maryna

7:20.11 (1)

(BLR)

Average: 33.85

35.79 - 21.57 = 14.22

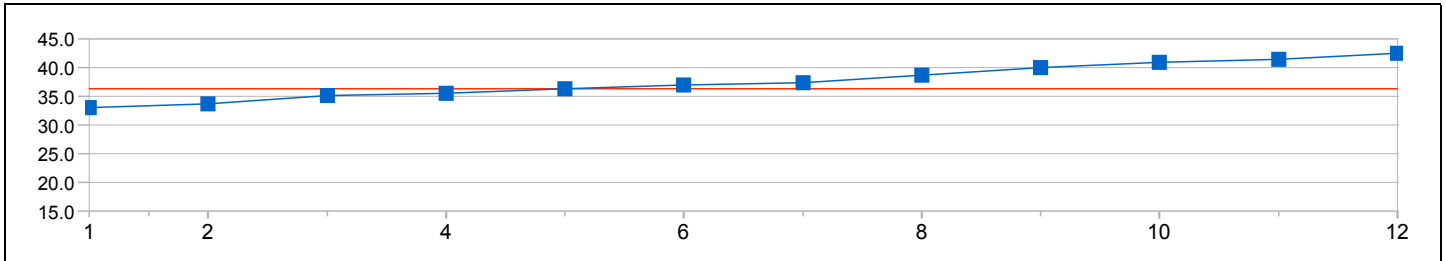




Distance Analysis - Graphical

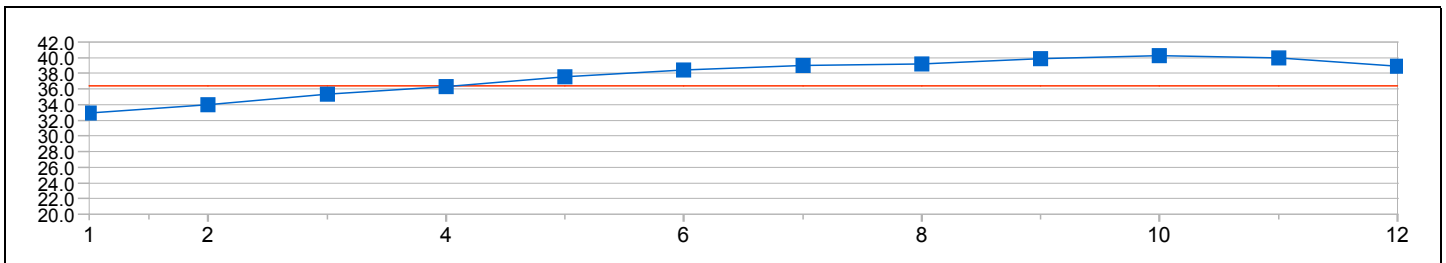
TAKAHASHI Nana (4)
7:52.26

(JPN)
Average: 36.33
42.54 - 20.63 = 21.91



FURUSHO Ai (5)
7:52.90

(JPN)
Average: 36.38
40.27 - 21.12 = 19.15

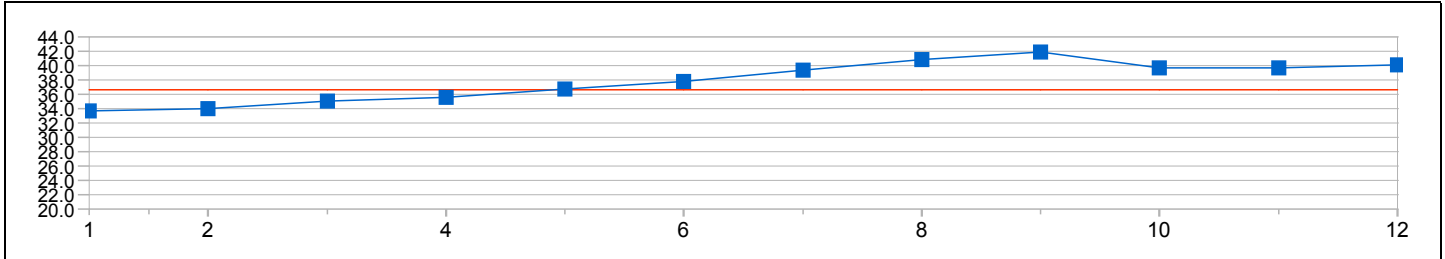




Distance Analysis - Graphical

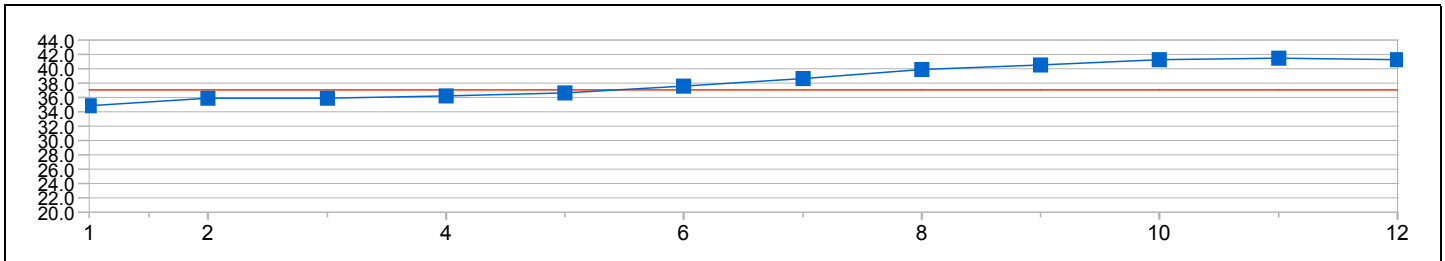
SOKHRYAKOVA Elena
7:55.87 (7)

(RUS)
Average: 36.61
41.92 - 21.52 = 20.40



KLIMCHUK Tatyana
8:01.79 (9)

(KAZ)
Average: 37.06
41.44 - 21.83 = 19.61

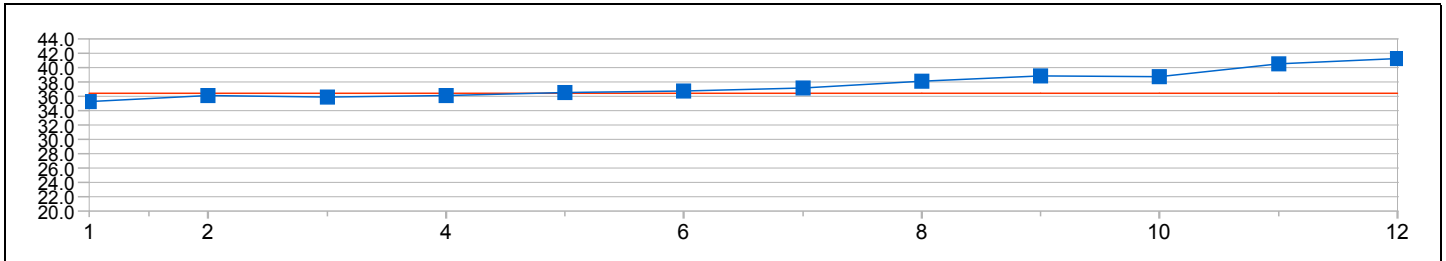




Distance Analysis - Graphical

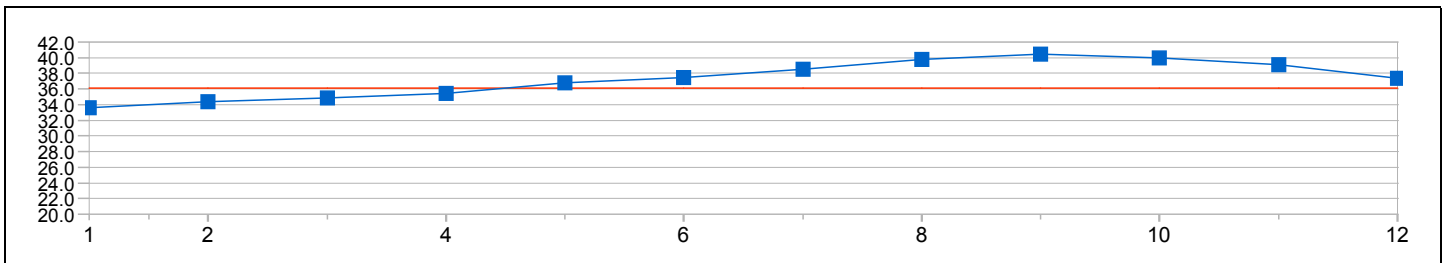
ZUEVA Anastasiia (6)
7:53.41

(RUS)
Average: 36.42
41.28 - 22.22 = 19.06



LIM Jungsoo (3)
7:49.09

(KOR)
Average: 36.08
40.44 - 21.32 = 19.12





Ice and Climatic Conditions

As of FRI 3 FEB 2017

	Session 1	
	Start	End
Time	11:00	12:20
Pair Number	1	8
Air Temperature	-4.0°C / 25°F	-3.0°C / 27°F
Ice Temperature	-3.8°C / 25°F	-3.8°C / 25°F
Humidity	92 %	70 %
Air Pressure	1,009 hPa	1,009 hPa





Almaty 2017

28TH WINTER UNIVERSIADE



SPEED SKATING

Ladies' Team Pursuit



Almaty 2017
28th WINTER UNIVERSIADE

Medeu High-Mountain Ice
Rink

SUN 5 FEB 2017
Start Time 11:00
End Time 11:24

Speed Skating

Ladies' Team Pursuit

Qualification



Ice and Climatic Conditions

As of SUN 5 FEB 2017

	Session 1	
	Start	End
Time	11:00	11:20
Heat Number	1	4
Air Temperature	-10.0°C / 14°F	-11.0°C / 12°F
Ice Temperature	-10.2°C / 14°F	-10.2°C / 14°F
Humidity	70 %	70 %
Air Pressure	1,033 hPa	1,033 hPa





Start List

WR	2:55.79	CAN - Canada	6 DEC 2009	Calgary (CAN)
UR	3:05.94	CHN - People'S Republic Of China	13 NOV 2005	Harbin (CHN)

TEAMS WITH SELECTED SKATERS

Heat	SP	AB	Team	SP	AB	Team
1	C		POL - POLAND WLODARCZYK Urszula 1 FUDALEJ Angelika Magdalena 2 KAPRUZIAK Aleksandra Milena 3 WOJCIK Andzelika	F		NED - NETHERLANDS 1 WESTERVELD Sanne 2 CNOSSEN Willemijn 3 HIJLKEMA Aveline
2	C		ITA - ITALY 1 BORTOLOTTI Linda 2 LOLLOBRIGIDA Giulia 3 MALFATTI Gloria	F		JPN - JAPAN FURUSHO Ai 1 SAKAI Nene 2 TAKAHASHI Nana 3 YAMADA Mai
3	C		RUS - RUSSIAN FEDERATION ZUEVA Anastasiia 1 CHERNEGA Olesya 2 SOKHRYAKOVA Elena 3 ZDRAVKOVA Anastasiia	F		KOR - REPUBLIC OF KOREA NAM Jieun 1 JUN Yejin 2 LIM Jungsoo 3 PARK Chowon

Note:
The Arm band number will be pre-assigned for the entire Team Pursuit event, and will be retained throughout the competition.

AB	Arm Band Number	C	Crossing straight	F	Finishing straight
SP	Starting position	UR	Universiade Record	WR	World Record

Team KAZ has been withdrawn





Almaty 2017
28th WINTER UNIVERSIADE

Medeu High-Mountain Ice
Rink

SUN 5 FEB 2017

Speed Skating
Ladies' Team Pursuit
Finals



Results

WR	2:55.79	CAN - Canada	6 DEC 2009	Calgary (CAN)
UR	3:05.94	CHN - People'S Republic Of China	13 NOV 2005	Harbin (CHN)

ISU Officials:	
Starter	BOYARSKIY Evgeny (RUS)

Heat	Team	Time	Final Ranking	Note
FA	W KOR - REPUBLIC OF KOREA JUN Yejin LIM Jungsoo NAM Jieun PARK Chowon	3:13.65	1	
	RUS - RUSSIAN FEDERATION CHERNEGA Olesya SOKHRYAKOVA Elena ZDRAVKOVA Anastasiia ZUEVA Anastasiia	3:18.58	2	
FB	W JPN - JAPAN FURUSHO Ai SAKAI Nene TAKAHASHI Nana YAMADA Mai	3:20.17	3	
	ITA - ITALY BORTOLOTTI Linda LOLLOBRIGIDA Giulia MALFATTI Gloria	3:21.64	4	
FC	W NED - NETHERLANDS CNOSSEN Willemijn HIJLKEMA Aveline WESTERVELD Sanne	3:23.61	5	
	POL - POLAND FUDALEJ Angelika Magdalena KAPRUZIAK Aleksandra Milena WLODARCZYK Urszula WOJCIK Andzelika	3:28.66	6	

Note:
Please note that only one Universiade or World Record can be set in a single round, even if a pre-existing result is surpassed more than once in the same round.

Legend:
FA Final A (Gold medal heat) **FB** Final B (Bronze medal heat) **FC** Final C (5th - 6th ranking)
UR Universiade Record **W** Winner indicator **WR** World Record





Almaty 2017
28th WINTER UNIVERSIADE

Medeu High-Mountain Ice Rink

SUN 5 FEB 2017

Speed Skating

Ladies' Team Pursuit



Distance Analysis in Heats

WR	2:55.79	CAN - Canada	6 DEC 2009	Calgary (CAN)
UR	3:05.94	CHN - People's Republic of China	13 NOV 2005	Harbin (CHN)
WR:				
UR:				
WR:				
UR:				

Heat	Start Position	Team								Time	Note	Final Ranking
		Split Time	½ Lap Time	Split Time	½ Lap Time	Split Time	½ Lap Time	Split Time	½ Lap Time			
FA C		RUS - RUSSIAN FEDERATION								3:18.58		2
		19.87	(19.87)	35.07	(15.20)	50.32	(15.25)	1:05.73	(15.41)	1:21.64	(15.91)	
		1:37.50	(15.86)	1:53.29	(15.79)	2:09.43	(16.14)	2:26.27	(16.84)	2:43.89	(17.62)	
		3:01.03	(17.14)	3:18.58	(17.55)							
F		KOR - REPUBLIC OF KOREA								3:13.65		1
		19.71	(19.71)	34.44	(14.73)	49.20	(14.76)	1:04.18	(14.98)	1:19.53	(15.35)	
		1:35.29	(15.76)	1:51.45	(16.16)	2:07.81	(16.36)	2:24.40	(16.59)	2:41.04	(16.64)	
		2:57.36	(16.32)	3:13.65	(16.29)							
FB C		ITA - ITALY								3:21.64		4
		19.85	(19.85)	35.03	(15.18)	50.15	(15.12)	1:05.84	(15.69)	1:21.38	(15.54)	
		1:37.52	(16.14)	1:53.93	(16.41)	2:10.50	(16.57)	2:27.75	(17.25)	2:45.97	(18.22)	
		3:03.85	(17.88)	3:21.64	(17.79)							
F		JPN - JAPAN								3:20.17		3
		19.80	(19.80)	34.71	(14.91)	49.98	(15.27)	1:05.38	(15.40)	1:20.87	(15.49)	
		1:36.43	(15.56)	1:52.70	(16.27)	2:09.02	(16.32)	2:26.22	(17.20)	2:44.09	(17.87)	
		3:02.27	(18.18)	3:20.17	(17.90)							
FC C		POL - POLAND								3:28.66		6
		20.93	(20.93)	37.91	(16.98)	54.37	(16.46)	1:11.64	(17.27)	1:28.67	(17.03)	
		1:45.98	(17.31)	2:02.59	(16.61)	2:19.95	(17.36)	2:37.13	(17.18)	2:54.67	(17.54)	
		3:11.53	(16.86)	3:28.66	(17.13)							
F		NED - NETHERLANDS								3:23.61		5
		20.86	(20.86)	36.62	(15.76)	52.58	(15.96)	1:08.00	(15.42)	1:23.85	(15.85)	
		1:40.03	(16.18)	1:57.19	(17.16)	2:14.19	(17.00)	2:31.90	(17.71)	2:49.03	(17.13)	
		3:06.32	(17.29)	3:23.61	(17.29)							

Legend:	
*	Marks a record as of the time recorded, that was later surpassed
=	Equal sign indicates that two or more teams share the same rank
C	Crossing straight
FB	Final B (Bronze medal heat)
WR	World Record
F	Finishing straight
FC	Final C (5th=6th ranking)
FA	Final A (Gold medal heat)
UR	Universiade Record



FISU Partners



Start List

REVISED
5 FEB 10:20

WR	2:55.79	CAN - Canada	6 DEC 2009	Calgary (CAN)
UR	3:05.94	CHN - China P.R.	13 NOV 2005	Harbin (CHN)

TEAMS WITH SELECTED SKATERS

Heat	SP	AB	Team	SP	AB	Team
1	C		CHN - PEOPLE'S REPUBLIC OF CHINA YAN Yuzhuo 1 GAO Yue 2 WU Dan 3 YANG Jie	F		KOR - REPUBLIC OF KOREA NAM Jieun 1 JUN Yejin 2 LIM Jungsoo 3 PARK Chowon
2	C		ITA - ITALY 1 BORTOLOTTI Linda 2 LOLLOBRIGIDA Giulia 3 MALFATTI Gloria	F		NED - NETHERLANDS 1 WESTERVELD Sanne 2 CNOSSEN Willemijn 3 HIJLKEMA Aveline
3	C		RUS - RUSSIAN FEDERATION ZDRAVKOVA Anastasiia 1 CHERNEGA Olesya 2 SOKHRYAKOVA Elena 3 ZUEVA Anastasiia	F		POL - POLAND WLODARCZYK Urszula 1 FUDALEJ Angelika Magdalena 2 KAPRUZIAK Aleksandra Milena 3 WOJCIK Andzelika
4	C		JPN - JAPAN FURUSHO Ai 1 SAKAI Nene 2 TAKAHASHI Nana 3 YAMADA Mai	F		KAZ - KAZAKHSTAN AIDOVA Yekaterina 1 KLIMCHUK Tatyana 2 SIDELNIK Nadezhda 3 SIZOVA Mariya

Note:
The Arm band number will be pre-assigned for the entire Team Pursuit event, and will be retained throughout the competition.

Legend:

AB	Arm Band Number	C	Crossing straight	F	Finishing straight
SP	Starting position	UR	Universiade Record	WR	World Record



Results

WR	2:55.79	CAN - Canada	6 DEC 2009	Calgary (CAN)
UR	3:05.94	CHN - People'S Republic Of China	13 NOV 2005	Harbin (CHN)

ISU Officials:	
Starter	BOYARSKIY Evgeny (RUS)

Rank	Heat	Team	Time	Qualified	Note
1	H1	KOR - REPUBLIC OF KOREA JUN Yejin LIM Jungsoo NAM Jieun PARK Chowon	3:15.02	FA	
2	H3	RUS - RUSSIAN FEDERATION CHERNEGA Olesya SOKHRYAKOVA Elena ZDRAVKOVA Anastasiia ZUEVA Anastasiia	3:16.67	FA	
3	H4	JPN - JAPAN FURUSHO Ai SAKAI Nene TAKAHASHI Nana YAMADA Mai	3:18.15	FB	
4	H2	ITA - ITALY BORTOLOTTI Linda LOLLOBRIGIDA Giulia MALFATTI Gloria	3:19.18	FB	
5	H2	NED - NETHERLANDS CNOSSEN Willemijn HIJLKEMA Aveline WESTERVELD Sanne	3:20.04	FC	
6	H4	KAZ - KAZAKHSTAN AIDOVA Yekaterina KLIMCHUK Tatyana SIDELNIK Nadezhda SIZOVA Mariya	3:24.17	FC	
7	H3	POL - POLAND FUDALEJ Angelika Magdalena KAPRUZIAK Aleksandra Milena WLODARCZYK Urszula WOJCIK Andzelika	3:26.59	FD	
	H1	CHN - PEOPLE'S REPUBLIC OF CHINA GAO Yue WU Dan YAN Yuzhuo YANG Jie	DSQ	FD	



Results

Note:
The two fastest teams qualify for Final A and the next two fastest teams qualify for Final B and the next two fastest teams qualify for Final C and the next two fastest teams qualify for Final D.
Please note that only one Universiade or World Record can be set in a single round, even if a pre-existing result is surpassed more than once in the same round.

Legend:					
DSQ	Disqualified	Fy	Qualified for Final y (y=A,B,C or D)	UR	Universiade Record
W	Winner indicator	WR	World Record		

Team CHN has been disqualified according to rule 256 paragraph 2.





Distance Analysis in Heats

WR	2:55.79	CAN - Canada	6 DEC 2009	Calgary (CAN)
UR	3:05.94	CHN - People's Republic of China	13 NOV 2005	Harbin (CHN)
WR:				
UR:				
WR:				
UR:				

Heat	Start Position	Team								Note	Qualified
		Split Time	½ Lap Time	Split Time	½ Lap Time	Split Time	½ Lap Time	Split Time	½ Lap Time		
1	C	CHN - PEOPLE'S REPUBLIC OF CHINA								DSQ	FD
		20.79	(20.79)	36.23	(15.44)	51.66	(15.43)	1:07.52	(15.86)		
		1:40.34	(16.57)	1:57.34	(17.00)	2:14.38	(17.04)	2:31.81	(17.43)		
F		KOR - REPUBLIC OF KOREA								3:15.02 (1)	FA
		19.77	(19.77)	34.65	(14.88)	49.20	(14.55)	1:04.29	(15.09)		
		1:35.00	(15.68)	1:50.63	(15.63)	2:06.99	(16.36)	2:23.49	(16.50)		
2	C	ITA - ITALY								3:19.18 (4)	FB
		19.76	(19.76)	34.63	(14.87)	49.56	(14.93)	1:04.95	(15.39)		
		1:35.95	(15.63)	1:52.09	(16.14)	2:08.60	(16.51)	2:25.95	(17.35)		
F		NED - NETHERLANDS								3:20.04 (5)	FC
		19.86	(19.86)	35.30	(15.44)	50.73	(15.43)	1:05.58	(14.85)		
		1:36.56	(15.96)	1:53.40	(16.84)	2:10.26	(16.86)	2:27.47	(17.21)		
3	C	RUS - RUSSIAN FEDERATION								3:16.67 (2)	FA
		20.28	(20.28)	35.80	(15.52)	51.08	(15.28)	1:06.46	(15.38)		
		1:37.06	(15.49)	1:52.66	(15.60)	2:08.89	(16.23)	2:25.63	(16.74)		
F		POL - POLAND								3:26.59 (7)	FD
		20.50	(20.50)	36.29	(15.79)	51.72	(15.43)	1:07.38	(15.66)		
		1:39.37	(16.30)	1:56.34	(16.97)	2:13.57	(17.23)	2:31.45	(17.88)		
4	C	JPN - JAPAN								3:18.15 (3)	FB
		19.25	(19.25)	33.93	(14.68)	48.72	(14.79)	1:03.93	(15.21)		
		1:34.45	(15.51)	1:50.46	(16.01)	2:07.90	(17.44)	2:25.70	(17.80)		
F		KAZ - KAZAKHSTAN								3:24.17 (6)	FC
		20.62	(20.62)	36.10	(15.48)	51.60	(15.50)	1:07.39	(15.79)		
		1:39.55	(15.88)	1:56.03	(16.48)	2:12.76	(16.73)	2:30.61	(17.85)		

Legend:			
*	Marks a record as of the time recorded, that was later surpassed		
=	Equal sign indicates that two or more teams share the same rank		
C	Crossing straight	DSQ	Disqualified
FA	Final A (Gold medal heat)	FB	Final B (Bronze medal heat)
FD	Final D (7th=8th ranking)	UR	Universiade Record
		F	Finishing straight
		FC	Final C (5th=6th ranking)
		WR	World Record





Almaty 2017

28TH WINTER UNIVERSIADE



SPEED SKATING

Ladies' Mass Start



Start List

REVISED
6 FEB 9:38

Start Position	Helmet Number	Name	Country Code
1	1	SAKAI Nene	JPN
2	2	JUN Yejin	KOR
3	3	TAKAHASHI Nana	JPN
4	4	WU Dan	CHN
5	5	CHERNEGA Olesya	RUS
6	6	LIM Jungsoo	KOR
7	7	HIJLKEMA Aveline	NED
8	8	FUDALEJ Angelika Magdalena	POL
9	9	WOJCIK Andzelika	POL
10	10	VATN Marte	NOR
11	11	MALFATTI Gloria	ITA
12	12	CNOSSEN Willemijn	NED
13	13	PRISTALOVA Anna	RUS
14	14	GAO Yue	CHN
15	15	LOLLOBRIGIDA Giulia	ITA
16	16	SMEDING Ellia Georgina	GBR
17	17	HELLEM Ingvild	NOR
18	18	MUZYKA Anna	UKR
19	19	SARAP Mariin	EST

Skater 212 SARAP Mariin was entered





Almaty 2017
28th WINTER UNIVERSIADE

Medeu High-Mountain Ice Rink

MON 6 FEB 2017
Start Time 13:00

Speed Skating
Ladies' Mass Start

Final



Results

ISU Officials:
Starter BOYARSKIY Evgeny (RUS)

Rank	Helmet Number	Name	Country Code	Laps	S1	S2	S3	S4	Total	Time
1	13	PRISTALOVA Anna	RUS	16		3	5	60	68	10:43.74
2	1	SAKAI Nene	JPN	16				40	40	10:45.12
3	2	JUN Yejin	KOR	16			1	20	21	10:45.33
4	18	MUZYKA Anna	UKR	16		5	3		8	10:56.39
5	15	LOLLOBRIGIDA Giulia	ITA	16	5				5	10:52.90
6	16	SMEDING Ellia Georgina	GBR	16	3				3	11:10.96
7	12	CNOSSEN Willemijn	NED	16		1			1	10:58.47
8	4	WU Dan	CHN	16	1				1	11:23.44
9	7	HIJLKEMA Aveline	NED	16						10:45.56
10	10	VATN Marte	NOR	16						10:51.89
11	11	MALFATTI Gloria	ITA	16						10:53.78
12	6	LIM Jungsoo	KOR	16						11:13.09
13	5	CHERNEGA Olesya	RUS	16						11:23.70
14	14	GAO Yue	CHN	16						11:24.12
15	3	TAKAHASHI Nana	JPN	16						11:39.81
	9	WOJCIK Andzelika	POL	15						DNF
	19	SARAP Mariin	EST	13						DNF
	8	FUDALEJ Angelika Magdalena	POL							DNS
	17	HELLEM Ingvid	NOR							WDR

Note:
If two or more skaters obtained the same points, the ties will be broken by time.

Legend:
DNF Did Not Finish DNS Did Not Start Sx Sprint position (x=1-4)
WDR Withdrawn





Distance Analysis

REVISED
8 FEB 6:40

Start Position	Helmet Number	Name					Country Code	Time		Note	Rank
	Split Time (Rank)	Split Time (Rank)	Split Time (Rank)	Split Time (Rank)	Split Time (Rank)	Split Time (Rank)	Split Time (Rank)	Split Time (Rank)			
1	1	SAKAI Nene					JPN	10:45.12			2
		1:18.74 (8)	2:16.54 (14)	3:03.07 (16)	3:36.39 (16)	4:14.00 (16)	4:59.51 (16)	5:46.63 (12)	6:16.57 (12)		
		6:53.50 (12)	7:27.05 (11)	8:03.68 (7)	8:40.69 (6)	9:14.43 (5)	9:44.32 (5)	10:15.74 (4)	10:45.12 (2)		
2	2	JUN Yejin					KOR	10:45.33			3
		1:19.36 (15)	2:16.75 (15)	3:02.83 (14)	3:36.16 (14)	4:13.77 (14)	4:59.09 (14)	5:46.38 (8)	6:16.25 (8)		
		6:53.29 (9)	7:26.84 (9)	8:03.69 (8)	8:40.15 (3)	9:14.11 (3)	9:44.14 (3)	10:15.57 (2)	10:45.33 (3)		
3	3	TAKAHASHI Nana					JPN	11:39.81			15
		1:19.63 (16)	2:16.98 (16)	3:02.97 (15)	3:36.32 (15)	4:13.89 (15)	4:59.38 (15)	5:46.57 (11)	6:16.44 (11)		
		6:53.35 (10)	7:26.95 (10)	8:03.78 (10)	8:40.80 (8)	9:14.23 (4)	9:44.23 (4)	10:15.65 (3)	11:39.81 (15)		
4	4	WU Dan					CHN	11:23.44			8
		1:18.59 (4)	2:15.88 (9)	3:01.58 (1)	3:31.42 (3)	4:12.54 (8)	4:58.95 (13)	5:46.91 (16)	6:17.36 (16)		
		6:53.65 (15)	7:27.19 (12)	8:15.63 (17)	8:53.00 (17)	9:28.60 (17)	10:04.16 (16)	10:41.29 (16)	11:23.44 (12)		
5	5	CHERNEGA Olesya					RUS	11:23.70			13
		1:19.76 (17)	2:17.12 (17)	3:03.18 (17)	3:36.44 (17)	4:14.10 (17)	4:59.65 (17)	5:46.65 (13)	6:16.86 (14)		
		6:53.63 (14)	7:27.46 (15)	8:03.87 (11)	8:41.08 (10)	9:15.82 (11)	9:45.52 (9)	10:16.05 (7)	11:23.70 (13)		
6	6	LIM Jungsoo					KOR	11:13.09			12
		1:18.46 (2)	2:15.57 (4)	3:02.60 (12)	3:36.08 (13)	4:12.93 (11)	4:58.80 (11)	5:46.46 (9)	6:16.36 (9)		
		6:53.14 (8)	7:26.75 (8)	8:12.46 (16)	8:44.61 (16)	9:17.38 (14)	9:53.80 (14)	10:31.50 (14)	11:13.09 (11)		
7	7	HIJLKEMA Aveline					NED	10:45.56			9
		1:18.57 (3)	2:15.68 (5)	3:02.19 (8)	3:31.86 (6)	4:12.16 (4)	4:58.30 (5)	5:46.25 (6)	6:16.05 (7)		
		6:52.90 (5)	7:26.31 (4)	8:03.49 (5)	8:40.89 (9)	9:14.57 (7)	9:44.70 (6)	10:15.83 (5)	10:45.56 (4)		
8	8	FUDALEJ Angelika Magdalena					POL			DNS	
9	9	WOJCIK Andzelika					POL			DNF	
		1:18.82 (11)	2:16.16 (12)	3:02.45 (11)	3:35.97 (11)	4:12.65 (9)	4:58.67 (10)	5:46.78 (14)	6:16.76 (13)		
		6:53.56 (13)	7:27.36 (14)	8:03.58 (6)	8:41.18 (11)	9:15.73 (10)	9:45.37 (7)	10:15.97 (6)			
10	10	VATN Marte					NOR	10:51.89			10
		1:18.87 (13)	2:15.81 (8)	3:01.58 (2)	3:31.47 (5)	4:12.29 (5)	4:58.89 (12)	5:46.81 (15)	6:17.27 (15)		
		6:53.74 (16)	7:27.62 (16)	8:03.99 (12)	8:41.44 (13)	9:14.92 (9)	9:46.58 (11)	10:19.06 (10)	10:51.89 (5)		
11	11	MALFATTI Gloria					ITA	10:53.78			11
		1:18.70 (7)	2:15.92 (10)	3:02.32 (10)	3:35.85 (10)	4:12.77 (10)	4:58.43 (7)	5:46.35 (7)	6:15.77 (5)		
		6:52.70 (3)	7:26.40 (5)	8:03.16 (3)	8:40.69 (6)	9:14.48 (6)	9:45.58 (10)	10:18.37 (8)	10:53.78 (7)		
12	12	CNOSSEN Willemijn					NED	10:58.47			7
		1:18.69 (6)	2:15.15 (1)	3:01.92 (5)	3:31.42 (4)	4:11.96 (2)	4:58.56 (8)	5:45.16 (3)	6:15.37 (3)		
		6:52.98 (6)	7:26.64 (7)	8:04.16 (14)	8:41.30 (12)	9:15.98 (12)	9:47.99 (12)	10:21.66 (12)	10:58.47 (9)		
13	13	PRISTALOVA Anna					RUS	10:43.74			1
		1:19.14 (14)	2:16.37 (13)	3:02.69 (13)	3:35.98 (12)	4:12.41 (7)	4:49.50 (2)	5:23.13 (2)	5:56.30 (2)		
		6:31.75 (1)	7:06.99 (1)	7:43.84 (1)	8:19.50 (1)	8:55.11 (1)	9:30.88 (1)	10:07.42 (1)	10:43.74 (1)		





Distance Analysis

REVISED
8 FEB 6:40

Start Position	Helmet Number	Name					Country Code	Time		Note	Rank
	Split Time (Rank)	Split Time (Rank)	Split Time (Rank)	Split Time (Rank)	Split Time (Rank)	Split Time (Rank)	Split Time (Rank)	Split Time (Rank)			
14	14	GAO Yue					CHN	11:24.12			14
		1:18.60 (5)	2:15.44 (3)	3:02.15 (7)	3:35.71 (8)	4:13.47 (12)	4:58.23 (4)	5:47.26 (17)	6:20.78 (17)		
		6:55.29 (17)	7:28.07 (17)	8:03.75 (9)	8:40.39 (4)	9:18.00 (15)	9:56.48 (15)	10:40.25 (15)	11:24.12 (14)		
15	15	LOLLOBRIGIDA Giulia					ITA	10:52.90			5
		1:18.25 (1)	2:15.28 (2)	3:02.02 (6)	3:31.31 (1)	4:12.05 (3)	4:58.58 (9)	5:46.48 (10)	6:15.93 (6)		
		6:52.80 (4)	7:26.25 (3)	8:03.38 (4)	8:40.53 (5)	9:14.87 (8)	9:45.50 (8)	10:18.47 (9)	10:52.90 (6)		
16	16	SMEDING Ellia Georgina					GBR	11:10.96			6
		1:18.81 (10)	2:16.03 (11)	3:01.74 (4)	3:31.36 (2)	4:12.38 (6)	4:58.37 (6)	5:46.18 (5)	6:16.39 (10)		
		6:53.49 (11)	7:27.28 (13)	8:04.07 (13)	8:41.79 (14)	9:16.65 (13)	9:52.08 (13)	10:31.14 (13)	11:10.96 (10)		
17	17	HELLEM Ingvild					NOR			WDR	
18	18	MUZYKA Anna					UKR	10:56.39			4
		1:18.84 (12)	2:15.78 (7)	3:01.70 (3)	3:33.59 (7)	4:08.08 (1)	4:45.82 (1)	5:21.53 (1)	5:56.20 (1)		
		6:31.91 (2)	7:08.12 (2)	7:45.74 (2)	8:24.53 (2)	9:03.33 (2)	9:41.08 (2)	10:19.43 (11)	10:56.39 (8)		
19	19	SARAP Mariin					EST			DNF	
		1:18.74 (9)	2:15.68 (6)	3:02.25 (9)	3:35.78 (9)	4:13.62 (13)	4:58.16 (3)	5:45.93 (4)	6:15.49 (4)		
		6:53.03 (7)	7:26.52 (6)	8:05.18 (15)	8:43.01 (15)	9:23.89 (16)					

Legend: DNF Did Not Finish DNS Did Not Start

Redundant table removed.





Almaty 2017

28TH WINTER UNIVERSIADE



SPEED SKATING

Men's 500m



Results

REVISED
2 FEB 9:55

WR 500m	33.98	KULIZHNIKOV Pavel (RUS)	20 NOV 2015	Salt Lake City (USA)
UR 500m	34.71	LEE Kang-Seok (KOR)	19 JAN 2007	Torino (ITA)
UR 2x500m	1:09.71	LEE Kang-Seok (KOR)	19 JAN 2007	Torino (ITA)

Rank	No.	Name	Ctry Code	Race 1					Race 2					Total				
				Pair	Ln.	Time	Gap	Note	Rk	Pair	Ln	Time	Gap	Note	Rk	Time	Gap	Note
1	46	CHA Minkyu	KOR	19	O	35.16	0.00		1	20	I	35.24	0.00		1	70.40	0.00	
2	29	NAKAO Koto	JPN	20	O	35.35	0.19		2	19	I	35.40	0.16		2	70.76	0.35	
3	55	KIM Youngjin	KOR	14	O	35.63	0.47		3	18	I	35.49	0.25		3	71.13	0.72	
4	32	SHINHAMA Tatsuya	JPN	15	O	35.73	0.57		4	17	I	35.69	0.45		6	71.42	1.01	
5	49	KIM Junho	KOR		O	35.816	0.65		7	14	I	35.62	0.38		4	71.44	1.03	
6	24	GOTO Takuya	JPN	18	O	35.812	0.65		6	15	I	35.67	0.43		5	71.48	1.08	
7	39	KRECH Roman	KAZ	22	O	36.002	0.84		9	13	I	35.72	0.48		7	71.72	1.32	
8	23	FUJINO Yuto	JPN	17	O	35.77	0.61		5	16	I	36.14	0.90		8	71.91	1.51	
9	40	KRIKUNOV Artyom	KAZ	17	I	35.87	0.71		8	20	O	36.37	1.13		9	72.24	1.84	
10	76	VAN OOSTEN Martijn Renier	NED	15	I	36.059	0.89		12	17	O	36.45	1.21		10	72.51	2.10	
11	94	RAFIKOV Ruslan	RUS	12	I	36.009	0.84		10	19	O	36.55	1.31		11	72.56	2.16	
12	44	PALKIN Stanislav	KAZ	18	I	36.052	0.89		11	18	O	36.57	1.33		12	72.62	2.22	
13	107	ESSAMAMBO Darsil	KAZ	13	O	36.16	1.00		13	12	I	36.59	1.35		13	72.75	2.35	
14	5	GOLOVATSIUK Ignat	BLR	16	I	36.25	1.09		14	16	O	36.92	1.68		19	73.18	2.77	
15	99	ZVEZDIN Aleksei	RUS	11	I	36.30	1.14		15	15	O	37.00	1.76		21	73.31	2.90	
16	13	ZHANG Hongqiang	CHN	14	I	36.66	1.50		18	13	O	36.67	1.43		15	73.33	2.92	
17	98	ZAROVCHATSKIY Vladimir	RUS	13	I	36.35	1.19		16	14	O	37.02	1.78		22	73.37	2.97	
18	66	YANG Seungyong	KOR	22	I	36.78	1.62		20	11	O	36.74	1.50		16	73.52	3.11	
19	20	KERSTEN Cornelius Giuseppe Gerardus	GBR	10	O	36.85	1.69		21	10	I	36.76	1.52		17	73.61	3.21	
20	106	RONCHAK Kyle	USA	11	O	36.93	1.77		22	9	I	36.82	1.58		18	73.76	3.36	
21	8	BAI Qiuming	CHN	19	I	36.74	1.58		19	12	O	37.13	1.89		24	73.87	3.47	
22	72	GERRITSEN Olof	NED	7	I	37.30	2.14		24	9	O	36.64	1.40		14	73.94	3.53	
23	4	CHABAN Artsiom	BLR	12	O	36.56	1.40		17	11	I	37.42	2.18		26	73.98	3.57	
24	73	KALVERDIJK Joep	NED	9	I	37.17	2.01		23	10	O	37.48	2.24		27	74.65	4.25	
25	6	KAPUSTSIN Anton	BLR	8	O	37.54	2.38		25	8	I	37.33	2.09		25	74.87	4.46	
26	9	LUY Bo	CHN	16	O	38.17	3.01		27	7	I	36.94	1.70		20	75.12	4.71	
27	70	YALALT Zorigbaatar	MGL	4	I	38.32	3.16		28	7	O	37.06	1.82		23	75.39	4.98	
28	103	HARTMAN Steven	USA	8	I	37.83	2.67		26	8	O	37.76	2.52		28	75.59	5.19	
29	78	DAHLE Magnus	NOR	6	O	38.39	3.23		30	5	I	38.05	2.81		29	76.44	6.04	
30	80	GRUBEN Robin Nicolai Oppi	NOR	9	O	38.36	3.20		29	6	I	38.50	3.26		31	76.87	6.46	
31	16	LUIK Aleks	EST	3	I	38.802	3.64		32	5	O	38.33	3.09		30	77.14	6.73	
32	15	KALJUVEE Kaspar	EST	6	I	38.57	3.41		31	6	O	38.65	3.41		32	77.23	6.82	
33	84	SUT Wojciech	POL	4	O	38.807	3.64		33	4	I	38.71	3.47		33	77.52	7.12	
34	68	BAADAI Tulga	MGL	2	O	39.19	4.03		34	3	I	39.69	4.45		35	78.89	8.48	
35	105	MILLER Nathan	USA	3	O	39.76	4.60		37	1	I	39.59	4.35		34	79.35	8.94	
36	104	KOENIG Michael	USA	5	O	39.62	4.46		36	2	I	39.80	4.56		36	79.43	9.03	
37	69	MYAGMARBAATAR Munkh-Od	MGL	5	I	40.59	5.43		38	4	O	39.83	4.59		37	80.43	10.03	
	83	PALKA Szymon Edward	POL	1	I	39.26	4.10											WDR
	108	TYLKA Daniel	POL	2	I	40.88	5.72											WDR
	74	KANT Tom	NED	10	I	58.16	23.00											WDR
	90	KOVAL Denis	RUS	20	I	DSQ												
	101	SUNG Ching-Yang	TPE	21	I	DSQ												
	22	TRENTINI Alessio	ITA	7	O	DSQ												



Results

REVISED
2 FEB 9:55

Legend:				
DSQ	Disqualified	Ln.	Lane identification (I/O)	WDR Withdrawn

correction to remove duplicated results





Almaty 2017
28th WINTER UNIVERSIADE

Medeu High-Mountain Ice Rink

WED 1 FEB 2017
Start Time 15:50
End Time 16:30

Speed Skating

Men's 500m



Ice and Climatic Conditions

As of WED 1 FEB 2017

	Session 1	
	Start	End
Time	15:50	16:30
Pair Number	1	20
Air Temperature	-4.0°C / 25°F	-4.0°C / 25°F
Ice Temperature	-6.7°C / 20°F	-6.7°C / 20°F
Humidity	90 %	90 %
Air Pressure	1,022 hPa	1,022 hPa





Almaty 2017
28th WINTER UNIVERSIADE

Medeu High-Mountain Ice Rink

WED 1 FEB 2017

Speed Skating

Men's 500m

Race 1 of 2



Results

WR	33.98	KULIZHNIKOV Pavel (RUS)	20 NOV 2015	Salt Lake City (USA)
UR	34.71	LEE Kang-Seok (KOR)	19 JAN 2007	Torino (ITA)

Rank	No.	Name	Country Code	Pair	Lane	Time	Gap	Note
1	46	CHA Minkyu	KOR	19	O	0:35.16	0.00	
2	29	NAKAO Koto	JPN	20	O	0:35.35	0.19	
3	55	KIM Youngjin	KOR	14	O	0:35.63	0.47	
4	32	SHINHAMA Tatsuya	JPN	15	O	0:35.73	0.57	
5	23	FUJINO Yuto	JPN	17	O	0:35.77	0.61	
6	24	GOTO Takuya	JPN	18	O	0:35.812	0.65	
7	49	KIM Junho	KOR	RS	O	0:35.816	0.65	
8	40	KRIKUNOV Artyom	KAZ	17	I	0:35.87	0.71	
9	39	KRECH Roman	KAZ	22	O	0:36.002	0.84	
10	94	RAFIKOV Ruslan	RUS	12	I	0:36.009	0.84	
11	44	PALKIN Stanislav	KAZ	18	I	0:36.052	0.89	
12	76	VAN OOSTEN Martijn Renier	NED	15	I	0:36.059	0.89	
13	107	ESSAMAMBO Darsil	KAZ	13	O	0:36.16	1.00	
14	5	GOLOVATSIUK Ignat	BLR	16	I	0:36.25	1.09	
15	99	ZVEZDIN Aleksei	RUS	11	I	0:36.30	1.14	
16	98	ZAROVCHATSKIY Vladimir	RUS	13	I	0:36.35	1.19	
17	4	CHABAN Artsiom	BLR	12	O	0:36.56	1.40	
18	13	ZHANG Hongqiang	CHN	14	I	0:36.66	1.50	
19	8	BAI Qiuming	CHN	19	I	0:36.74	1.58	
20	66	YANG Seungyong	KOR	22	I	0:36.78	1.62	
21	20	KERSTEN Cornelius Giuseppe Gerardus	GBR	10	O	0:36.85	1.69	
22	106	RONCHAK Kyle	USA	11	O	0:36.93	1.77	
23	73	KALVERDIJK Joep	NED	9	I	0:37.17	2.01	
24	72	GERRITSEN Olof	NED	7	I	0:37.30	2.14	
25	6	KAPUSTSIN Anton	BLR	8	O	0:37.54	2.38	
26	103	HARTMAN Steven	USA	8	I	0:37.83	2.67	
27	9	LUY Bo	CHN	16	O	0:38.17	3.01	
28	70	YALALT Zorigbaatar	MGL	4	I	0:38.32	3.16	
29	80	GRUBEN Robin Nicolai Oppi	NOR	9	O	0:38.36	3.20	
30	78	DAHLE Magnus	NOR	6	O	0:38.39	3.23	
31	15	KALJUVEE Kaspar	EST	6	I	0:38.57	3.41	
32	16	LUIK Aleks	EST	3	I	0:38.802	3.64	
33	84	SUT Wojciech	POL	4	O	0:38.807	3.64	
34	68	BAADAI Tulga	MGL	2	O	0:39.19	4.03	
35	83	PALKA Szymon Edward	POL	1	I	0:39.26	4.10	
36	104	KOENIG Michael	USA	5	O	0:39.62	4.46	
37	105	MILLER Nathan	USA	3	O	0:39.76	4.60	
38	69	MYAGMARBAATAR Munkh-Od	MGL	5	I	0:40.59	5.43	
39	108	TYLKA Daniel	POL	2	I	0:40.88	5.72	
40	74	KANT Tom	NED	10	I	0:58.16	23.00	
	22	TRENTINI Alessio	ITA	7	O	DSQ		





Results

Rank	No.	Name	Country Code	Pair	Lane	Time	Gap	Note
	90	KOVAL Denis	RUS	20	I	DSQ		
	101	SUNG Ching-Yang	TPE	21	I	DSQ		

Note:
If two or more skaters obtained the same time to the hundredth of a second, the ties will be broken and presented to the thousandth of a second.

Legend:
DSQ Disqualified

Competitor 90 KOVAL Denis has been disqualified according to rule 253 paragraph 3.
Competitor 22 TRENTINI Alessio has been disqualified according to rule 279 paragraph 3.
Competitor 101 SUNG Ching-Yang has been disqualified according to rule 256 paragraph 1.





Almaty 2017
28th WINTER UNIVERSIADE

Medeu High-Mountain Ice Rink

WED 1 FEB 2017

Speed Skating

Men's 500m

Race 1 of 2



Distance Analysis in Pairs

WR	33.98	KULIZHNIKOV Pavel (RUS)		20 NOV 2015	Salt Lake City (USA)
UR	34.71	LEE Kang-Seok (KOR)		19 JAN 2007	Torino (ITA)
WR:	100m	9.44	Finish	34.42	
UR:		9.59		34.03	

UR	1:09.71	LEE Kang-Seok (KOR)		19 JAN 2007	Torino (ITA)
-----------	----------------	---------------------	--	-------------	--------------

Pair	Lane	No.	Name				Country Code	Time	Note	Rank
			Split Time	Lap Time	Split Time	Lap Time				
RS	O	49	KIM Junho				KOR	0:35.816		7
			9.83	(9.83)	35.81	(25.98)				
1	I	83	PALKA Szymon Edward				POL	0:39.26		35
			11.08	(11.08)	39.26	(28.18)				
2	I	108	TYLKA Daniel				POL	0:40.88		39
			11.27	(11.27)	40.88	(29.61)				
	O	68	BAADAI Tulga				MGL	0:39.19		34
			10.52	(10.52)	39.19	(28.67)				
3	I	16	LUIK Aleks				EST	0:38.802		32
			10.85	(10.85)	38.80	(27.95)				
	O	105	MILLER Nathan				USA	0:39.76		37
			10.92	(10.92)	39.76	(28.84)				
4	I	70	YALALT Zorigtbaatar				MGL	0:38.32		28
			10.55	(10.55)	38.32	(27.77)				
	O	84	SUT Wojciech				POL	0:38.807		33
			10.89	(10.89)	38.80	(27.91)				
5	I	69	MYAGMARBAATAR Munkh-Od				MGL	0:40.59		38
			10.83	(10.83)	40.59	(29.76)				
	O	104	KOENIG Michael				USA	0:39.62		36
			11.08	(11.08)	39.62	(28.54)				
6	I	15	KALJUVEE Kaspar				EST	0:38.57		31
			10.92	(10.92)	38.57	(27.65)				
	O	78	DAHLE Magnus				NOR	0:38.39		30
			10.69	(10.69)	38.39	(27.70)				
7	I	72	GERRITSEN Olof				NED	0:37.30		24
			10.45	(10.45)	37.30	(26.85)				
	O	22	TRENTINI Alessio				ITA		DSQ	
			10.36	(10.36)	36.79	(26.43)				





Almaty 2017
28th WINTER UNIVERSIADE

Medeu High-Mountain Ice
Rink

WED 1 FEB 2017

Speed Skating

Men's 500m

Race 1 of 2



Distance Analysis in Pairs

Pair	Lane	No.	Name				Country Code	Time	Note	Rank
		Split Time	Lap Time	Split Time	Lap Time					
8	I	103	HARTMAN Steven				USA	0:37.83		26
		10.59	(10.59)	37.83	(27.24)					
	O	6	KAPUSTSIN Anton				BLR	0:37.54		25
		10.46	(10.46)	37.54	(27.08)					
9	I	73	KALVERDIJK Joep				NED	0:37.17		23
		10.27	(10.27)	37.17	(26.90)					
	O	80	GRUBEN Robin Nicolai Oppi				NOR	0:38.36		29
		10.67	(10.67)	38.36	(27.69)					
10	I	74	KANT Tom				NED	0:58.16		40
		10.81	(10.81)	58.16	(47.35)					
	O	20	KERSTEN Cornelius Giuseppe Gerardus				GBR	0:36.85		21
		10.25	(10.25)	36.85	(26.60)					
11	I	99	ZVEZDIN Aleksei				RUS	0:36.30		15
		10.27	(10.27)	36.30	(26.03)					
	O	106	RONCHAK Kyle				USA	0:36.93		22
		10.23	(10.23)	36.93	(26.70)					
12	I	94	RAFIKOV Ruslan				RUS	0:36.009		10
		9.89	(9.89)	36.00	(26.11)					
	O	4	CHABAN Artsiom				BLR	0:36.56		17
		10.02	(10.02)	36.56	(26.54)					
13	I	98	ZAROVCHATSKIY Vladimir				RUS	0:36.35		16
		10.27	(10.27)	36.35	(26.08)					
	O	107	ESSAMAMBO Darsil				KAZ	0:36.16		13
		9.93	(9.93)	36.16	(26.23)					
14	I	13	ZHANG Hongqiang				CHN	0:36.66		18
		10.09	(10.09)	36.66	(26.57)					
	O	55	KIM Youngjin				KOR	0:35.63		3
		9.98	(9.98)	35.63	(25.65)					
15	I	76	VAN OOSTEN Martijn Renier				NED	0:36.059		12
		10.10	(10.10)	36.05	(25.95)					
	O	32	SHINHAMA Tatsuya				JPN	0:35.73		4
		9.80	(9.80)	35.73	(25.93)					
16	I	5	GOLOVATSIUK Ignat				BLR	0:36.25		14
		10.14	(10.14)	36.25	(26.11)					
	O	9	LUY Bo				CHN	0:38.17		27
		10.48	(10.48)	38.17	(27.69)					





Almaty 2017
28th WINTER UNIVERSIADE

Medeu High-Mountain Ice
Rink

WED 1 FEB 2017

Speed Skating

Men's 500m

Race 1 of 2



Distance Analysis in Pairs

Pair	Lane	No.	Name				Country Code	Time	Note	Rank
		Split Time	Lap Time	Split Time	Lap Time					
17	I	40	KRIKUNOV Artyom				KAZ	0:35.87		8
		9.97	(9.97)	35.87	(25.90)					
	O	23	FUJINO Yuto				JPN	0:35.77		5
		9.97	(9.97)	35.77	(25.80)					
18	I	44	PALKIN Stanislav				KAZ	0:36.052		11
		10.12	(10.12)	36.05	(25.93)					
	O	24	GOTO Takuya				JPN	0:35.812		6
		9.93	(9.93)	35.81	(25.88)					
19	I	8	BAI Qiuming				CHN	0:36.74		19
		10.19	(10.19)	36.74	(26.55)					
	O	46	CHA Minkyu				KOR	0:35.16		1
		9.79	(9.79)	35.16	(25.37)					
20	I	90	KOVAL Denis				RUS		DSQ	
		9.84	(9.84)	36.38	(26.54)					
	O	29	NAKAO Koto				JPN	0:35.35		2
		9.70	(9.70)	35.35	(25.65)					
21	I	101	SUNG Ching-Yang				TPE		DSQ	
		9.89	(9.89)							
	O	49	KIM Junho				KOR		DNF	
		9.90	(9.90)	52.56	(42.66)					
22	I	66	YANG Seungyong				KOR	0:36.78		20
		10.27	(10.27)	36.78	(26.51)					
	O	39	KRECH Roman				KAZ	0:36.002		9
		9.69	(9.69)	36.00	(26.31)					

Legend:					
*	Marks a record as of the time recorded, that was later surpassed	=	Equal sign indicates that two or more skaters share the same rank	DNF	Did Not Finish
DSQ	Disqualified	I	Inner lane	No.	Start number
O	Outer lane	UR	Universiade Record	WR	World Record





Almaty 2017
28th WINTER UNIVERSIADE

Medeu High-Mountain Ice Rink

WED 1 FEB 2017

Speed Skating

Men's 500m

Race 2 of 2



Distance Analysis in Pairs

WR 500m	33.98	KULIZHNIKOV Pavel (RUS)	20 NOV 2015	Salt Lake City (USA)
UR 500m	34.71	LEE Kang-Seok (KOR)	19 JAN 2007	Torino (ITA)
WR: 100m	9.44	Finish	34.42	
UR:	9.59		34.03	

UR 2x500m	1:09.71	LEE Kang-Seok (KOR)	19 JAN 2007	Torino (ITA)
------------------	----------------	---------------------	-------------	--------------

Pair	Lane	No.	Name				Country Code	Time	Note	Rank
			Split Time	Lap Time	Split Time	Lap Time				
		74	KANT Tom				NED		WDR	
		83	PALKA Szymon Edward				POL		WDR	
		108	TYLKA Daniel				POL		WDR	
1	I	105	MILLER Nathan				USA	79.35		35
		10.66	(10.66)	39.59	(28.93)		39.59		34	
2	I	104	KOENIG Michael				USA	79.43		36
		10.89	(10.89)	39.80	(28.91)		39.80		36	
3	I	68	BAADAI Tulga				MGL	78.89		34
		10.26	(10.26)	39.69	(29.43)		39.69		35	
4	I	84	SUT Wojciech				POL	77.52		33
		10.60	(10.60)	38.71	(28.11)		38.71		33	
	O	69	MYAGMARBAATAR Munkh-Od				MGL	80.43		37
		10.73	(10.73)	39.83	(29.10)		39.83		37	
5	I	78	DAHLE Magnus				NOR	76.44		29
		10.43	(10.43)	38.05	(27.62)		38.05		29	
	O	16	LUIK Aleks				EST	77.14		31
		10.50	(10.50)	38.33	(27.83)		38.33		30	
6	I	80	GRUBEN Robin Nicolai Oppi				NOR	76.87		30
		10.61	(10.61)	38.50	(27.89)		38.50		31	
	O	15	KALJUVEE Kaspar				EST	77.23		32
		10.69	(10.69)	38.65	(27.96)		38.65		32	
7	I	9	LUY Bo				CHN	75.12		26
		10.28	(10.28)	36.94	(26.66)		36.94		20	
	O	70	YALALT Zorigtbaatar				MGL	75.39		27
		10.24	(10.24)	37.06	(26.82)		37.06		23	
8	I	6	KAPUSTSIN Anton				BLR	74.87		25
		10.24	(10.24)	37.33	(27.09)		37.33		25	
	O	103	HARTMAN Steven				USA	75.59		28
		10.50	(10.50)	37.76	(27.26)		37.76		28	





Almaty 2017
28th WINTER UNIVERSIADE

Medeu High-Mountain Ice
Rink

WED 1 FEB 2017

Speed Skating

Men's 500m

Race 2 of 2



Distance Analysis in Pairs

Pair	Lane	No.	Name				Country Code	Time	Note	Rank
			Split Time	Lap Time	Split Time	Lap Time				
9	I	106	RONCHAK Kyle				USA	73.76		20
		10.25	(10.25)	36.82	(26.57)	36.82				
	O	72	GERRITSEN Olof				NED	73.94		22
		10.24	(10.24)	36.64	(26.40)	36.64				
10	I	20	KERSTEN Cornelius Giuseppe Gerardus				GBR	73.61		19
		10.38	(10.38)	36.76	(26.38)	36.76				
	O	73	KALVERDIJK Joep				NED	74.65		24
		10.28	(10.28)	37.48	(27.20)	37.48				
11	I	4	CHABAN Artsiom				BLR	73.98		23
		10.25	(10.25)	37.42	(27.17)	37.42				
	O	66	YANG Seungyong				KOR	73.52		18
		10.33	(10.33)	36.74	(26.41)	36.74				
12	I	107	ESSAMAMBO Darsil				KAZ	72.75		13
		10.11	(10.11)	36.59	(26.48)	36.59				
	O	8	BAI Qiuming				CHN	73.87		21
		10.09	(10.09)	37.13	(27.04)	37.13				
13	I	39	KRECH Roman				KAZ	71.72		7
		9.93	(9.93)	35.72	(25.79)	35.72				
	O	13	ZHANG Hongqiang				CHN	73.33		16
		10.34	(10.34)	36.67	(26.33)	36.67				
14	I	49	KIM Junho				KOR	71.44		5
		9.90	(9.90)	35.62	(25.72)	35.62				
	O	98	ZAROVCHATSKIY Vladimir				RUS	73.37		17
		10.48	(10.48)	37.02	(26.54)	37.02				
15	I	24	GOTO Takuya				JPN	71.48		6
		9.95	(9.95)	35.67	(25.72)	35.67				
	O	99	ZVEZDIN Aleksei				RUS	73.31		15
		10.47	(10.47)	37.00	(26.53)	37.00				
16	I	23	FUJINO Yuto				JPN	71.91		8
		10.08	(10.08)	36.14	(26.06)	36.14				
	O	5	GOLOVATSIUK Ignat				BLR	73.18		14
		10.31	(10.31)	36.92	(26.61)	36.92				
17	I	32	SHINHAMA Tatsuya				JPN	71.42		4
		9.83	(9.83)	35.69	(25.86)	35.69				
	O	76	VAN OOSTEN Martijn Renier				NED	72.51		10
		10.11	(10.11)	36.45	(26.34)	36.45				





Almaty 2017
28th WINTER UNIVERSIADE

Medeu High-Mountain Ice
Rink

WED 1 FEB 2017

Speed Skating

Men's 500m

Race 2 of 2



Distance Analysis in Pairs

Pair	Lane	No.	Name				Country Code	Time	Note	Rank
		Split Time	Lap Time	Split Time	Lap Time	Time Race 2		Rank Race 2		
18	I	55	KIM Youngjin				KOR	71.13		3
		9.93	(9.93)	35.49	(25.56)	35.49		3		
	O	44	PALKIN Stanislav				KAZ	72.62		12
		10.21	(10.21)	36.57	(26.36)	36.57		12		
19	I	29	NAKAO Koto				JPN	70.76		2
		9.71	(9.71)	35.40	(25.69)	35.40		2		
	O	94	RAFIKOV Ruslan				RUS	72.56		11
		9.97	(9.97)	36.55	(26.58)	36.55		11		
20	I	46	CHA Minkyu				KOR	70.40		1
		10.00	(10.00)	35.24	(25.24)	35.24		1		
	O	40	KRIKUNOV Artyom				KAZ	72.24		9
		10.00	(10.00)	36.37	(26.37)	36.37		9		

Legend:					
*	Marks a record as of the time recorded, that was later surpassed	=	Equal sign indicates that two or more skaters share the same rank	DSQ	Disqualified
I	Inner lane	No.	Start number	O	Outer lane
UR	Universiade Record	WR	World Record		





Almaty 2017

28TH WINTER UNIVERSIADE



SPEED SKATING

Men's 1,000m



Start List

REVISED
3 FEB 13:13

WR	1:06.42	DAVIS Shani (USA)	7 MAR 2009	Salt Lake City (USA)
UR	1:09.32	NENZI Mirko Giacomo (ITA)	17 DEC 2013	Trentino (ITA)

Pair	Lane	No.	Name	Country Code
1	I	68	BAADAI Tulga	MGL
	O	80	GRUBEN Robin Nicolai Oppi	NOR
2	I	104	KOENIG Michael	USA
	O	84	SUT Wojciech	POL
3	I	70	YALALT Zorigtbaatar	MGL
	O	71	COLJÉ Gerwin Pieter	NED
4	I	16	LUIK Aleks	EST
	O	69	MYAGMARBAATAR Munkh-Od	MGL
5	I	78	DAHLE Magnus	NOR
	O	15	KALJUVEE Kaspar	EST
6	I	105	MILLER Nathan	USA
	O	20	KERSTEN Cornelius Giuseppe Gerardus	GBR
7	I	6	KAPUSTSIN Anton	BLR
	O	73	KALVERDIJK Joep	NED
8	I	89	GORSHKOV Aleksei	RUS
	O	34	ARZHANIKOV Ivan	KAZ
9	I	22	TRENTINI Alessio	ITA
	O	72	GERRITSEN Olof	NED
10	I	55	KIM Youngjin	KOR
	O	106	RONCHAK Kyle	USA
ICE preparation				
11	I	12	ZHANG Chuang	CHN
	O	87	BOBYR Danila	RUS
12	I	26	KOSAKA Ryu	JPN
	O	44	PALKIN Stanislav	KAZ
13	I	32	SHINHAMA Tatsuya	JPN
	O	28	NAKAMURA Hayato	JPN
14	I	103	HARTMAN Steven	USA
	O	9	LUY Bo	CHN
15	I	13	ZHANG Hongqiang	CHN
	O	100	HUANG Ta-Yuan	TPE



Start List

REVISED
3 FEB 13:13

Pair	Lane	No. Name	Country Code
16	I	91 LOBAS Victor	RUS
	O	5 GOLOVATSIUK Ignat	BLR
17	I	1 HAGER Armin	AUT
	O	76 VAN OOSTEN Martijn Renier	NED
18	I	101 SUNG Ching-Yang	TPE
	O	66 YANG Seungyong	KOR
19	I	88 GOLUBEV Kirill	RUS
	O	23 FUJINO Yuto	JPN
20	I	41 MEZENTSEV Fedor	KAZ
	O	46 CHA Minkyu	KOR
21	I	49 KIM Junho	KOR
	O	39 KRECH Roman	KAZ

Legend:				
I	Inner lane	No.	Start Number	O
UR	Universiade Record	WR	World Record	

start list revised





Results

WR	1:06.42	DAVIS Shani (USA)	7 MAR 2009	Salt Lake City (USA)
UR	1:09.32	NENZI Mirko Giacomo (ITA)	17 DEC 2013	Trentino (ITA)

ISU Officials:	
Starter	AVDEYEV Sergey (KAZ)

Rank	No.	Name	Country Code	Pair	Lane	Time	Gap	Note
1	46	CHA Minkyu	KOR	20	O	1:09.56	0.00	
2	76	VAN OOSTEN Martijn Renier	NED	17	O	1:10.12	0.56	
3	26	KOSAKA Ryu	JPN	12	I	1:10.58	1.02	
4	88	GOLUBEV Kirill	RUS	19	I	1:10.59	1.03	
5	23	FUJINO Yuto	JPN	19	O	1:10.69	1.13	
6	55	KIM Youngjin	KOR	10	I	1:10.71	1.15	
7	49	KIM Junho	KOR	21	I	1:10.76	1.20	
8	39	KRECH Roman	KAZ	21	O	1:10.94	1.38	
9	91	LOBAS Victor	RUS	16	I	1:10.99	1.43	
10	44	PALKIN Stanislav	KAZ	12	O	1:11.19	1.63	
11	5	GOLOVATSIUK Ignat	BLR	16	O	1:11.27	1.71	
12	41	MEZENTSEV Fedor	KAZ	20	I	1:11.33	1.77	
13	87	BOBYR Danila	RUS	11	O	1:11.53	1.97	
14	28	NAKAMURA Hayato	JPN	13	O	1:11.85	2.29	
15	13	ZHANG Hongqiang	CHN	15	I	1:11.94	2.38	
16	101	SUNG Ching-Yang	TPE	18	I	1:12.03	2.47	
17	66	YANG Seungyong	KOR	18	O	1:12.07	2.51	
18	22	TRENTINI Alessio	ITA	9	I	1:12.12	2.56	
19	34	ARZHANIKOV Ivan	KAZ	8	O	1:12.71	3.15	
20	100	HUANG Ta-Yuan	TPE	15	O	1:13.06	3.50	
21	73	KALVERDIJK Joep	NED	7	O	1:13.18	3.62	
22	103	HARTMAN Steven	USA	14	I	1:13.78	4.22	
23	20	KERSTEN Cornelius Giuseppe Gerardus	GBR	6	O	1:13.90	4.34	
24	106	RONCHAK Kyle	USA	10	O	1:13.95	4.39	
25	1	HAGER Armin	AUT	17	I	1:14.09	4.53	
26	89	GORSHKOV Aleksei	RUS	8	I	1:14.29	4.73	
27	12	ZHANG Chuang	CHN	11	I	1:14.89	5.33	
28	70	YALALT Zorigbaatar	MGL	3	I	1:15.01	5.45	
29	71	COLJÉ Gerwin Pieter	NED	3	O	1:15.164	5.60	
30	15	KALJUVEE Kaspar	EST	5	O	1:15.167	5.60	
31	72	GERRITSEN Olof	NED	9	O	1:15.23	5.67	
32	6	KAPUSTSIN Anton	BLR	7	I	1:15.48	5.92	
33	9	LYU Bo	CHN	14	O	1:15.71	6.15	
34	78	DAHLE Magnus	NOR	5	I	1:16.04	6.48	
35	84	SUT Wojciech	POL	2	O	1:16.70	7.14	
36	104	KOENIG Michael	USA	2	I	1:16.84	7.28	
37	80	GRUBEN Robin Nicolai Oppi	NOR	1	O	1:17.41	7.85	
38	16	LUIK Aleks	EST	4	I	1:17.56	8.00	
39	68	BAADAI Tulga	MGL	1	I	1:18.89	9.33	
40	105	MILLER Nathan	USA	6	I	1:19.62	10.06	



Results

Rank	No.	Name	Country Code	Pair	Lane	Time	Gap	Note
41	69	MYAGMARBAATAR Munkh-Od	MGL	4	O	1:19.86	10.30	
	32	SHINHAMA Tatsuya	JPN	13	I	DNF		
	4	CHABAN Artsiom	BLR			WDR		

Note:
If two or more skaters obtained the same time to the hundredth of a second, the ties will be broken and presented to the thousandth of a second.

Legend:

DNF	Did Not Finish	I	Inner lane	No.	Start number
O	Outer lane	UR	Universiade Record	WDR	Withdrawn
WR	World Record				



Almaty 2017
28th WINTER UNIVERSIADE

Medeu High-Mountain Ice
Rink

FRI 3 FEB 2017

Speed Skating

Men's 1000m



Distance Analysis in Pairs

WR	1:06.42	DAVIS Shani (USA)	7 MAR 2009	Salt Lake City (USA)
UR	1:09.32	NENZI Mirko Giacomo (ITA)	17 DEC 2013	Trentino (ITA)
WR:				
UR:				

Pair	Lane	No.	Name					Country Code	Time	Note	Rank
			Split Time	Lap Time	Split Time	Lap Time	Split Time				
1	I	68	BAADAI Tulga					MGL	1:18.89		39
			18.00	(18.00)	47.25	(29.25)	1:18.89	(31.64)			
	O	80	GRUBEN Robin Nicolai Oppi					NOR	1:17.41		37
			17.82	(17.82)	46.27	(28.45)	1:17.41	(31.14)			
2	I	104	KOENIG Michael					USA	1:16.84		36
			18.35	(18.35)	46.73	(28.38)	1:16.84	(30.11)			
	O	84	SUT Wojciech					POL	1:16.70		35
			17.85	(17.85)	45.74	(27.89)	1:16.70	(30.96)			
3	I	70	YALALT Zorigtbaatar					MGL	1:15.01		28
			17.44	(17.44)	45.48	(28.04)	1:15.01	(29.53)			
	O	71	COLJÉ Gerwin Pieter					NED	1:15.164		29
			17.83	(17.83)	45.42	(27.59)	1:15.16	(29.74)			
4	I	16	LUIK Aleks					EST	1:17.56		38
			18.03	(18.03)	46.67	(28.64)	1:17.56	(30.89)			
	O	69	MYAGMARBAATAR Munkh-Od					MGL	1:19.86		41
			18.20	(18.20)	47.81	(29.61)	1:19.86	(32.05)			
5	I	78	DAHLE Magnus					NOR	1:16.04		34
			17.96	(17.96)	45.53	(27.57)	1:16.04	(30.51)			
	O	15	KALJUVEE Kaspar					EST	1:15.167		30
			18.08	(18.08)	45.35	(27.27)	1:15.16	(29.81)			
6	I	105	MILLER Nathan					USA	1:19.62		40
			18.30	(18.30)	47.34	(29.04)	1:19.62	(32.28)			
	O	20	KERSTEN Cornelius Giuseppe Gerardus					GBR	1:13.90		23
			17.51	(17.51)	44.65	(27.14)	1:13.90	(29.25)			
7	I	6	KAPUSTSIN Anton					BLR	1:15.48		32
			17.59	(17.59)	45.48	(27.89)	1:15.48	(30.00)			
	O	73	KALVERDIJK Joep					NED	1:13.18		21
			17.34	(17.34)	44.34	(27.00)	1:13.18	(28.84)			
8	I	89	GORSHKOV Aleksei					RUS	1:14.29		26
			17.65	(17.65)	44.81	(27.16)	1:14.29	(29.48)			
	O	34	ARZHANIKOV Ivan					KAZ	1:12.71		19
			17.08	(17.08)	43.85	(26.77)	1:12.71	(28.86)			





Almaty 2017
28th WINTER UNIVERSIADE

Medeu High-Mountain Ice
Rink

FRI 3 FEB 2017

Speed Skating

Men's 1000m



Distance Analysis in Pairs

Pair	Lane	No.	Name					Country Code	Time	Note	Rank
		Split Time	Lap Time	Split Time	Lap Time	Split Time	Lap Time				
9	I	22	TRENTINI Alessio					ITA	1:12.12		18
		17.26	(17.26)	43.54	(26.28)	1:12.12	(28.58)				
	O	72	GERRITSEN Olof					NED	1:15.23		31
		17.71	(17.71)	45.30	(27.59)	1:15.23	(29.93)				
10	I	55	KIM Youngjin					KOR	1:10.71		6
		16.66	(16.66)	42.28	(25.62)	1:10.71	(28.43)				
	O	106	RONCHAK Kyle					USA	1:13.95		24
		17.45	(17.45)	44.38	(26.93)	1:13.95	(29.57)				
11	I	12	ZHANG Chuang					CHN	1:14.89		27
		17.79	(17.79)	45.53	(27.74)	1:14.89	(29.36)				
	O	87	BOBYR Danila					RUS	1:11.53		13
		17.18	(17.18)	43.30	(26.12)	1:11.53	(28.23)				
12	I	26	KOSAKA Ryu					JPN	1:10.58		3
		17.09	(17.09)	42.93	(25.84)	1:10.58	(27.65)				
	O	44	PALKIN Stanislav					KAZ	1:11.19		10
		17.03	(17.03)	43.08	(26.05)	1:11.19	(28.11)				
13	I	32	SHINHAMA Tatsuya					JPN		DNF	
		16.35	(16.35)								
	O	28	NAKAMURA Hayato					JPN	1:11.85		14
		17.11	(17.11)	43.49	(26.38)	1:11.85	(28.36)				
14	I	103	HARTMAN Steven					USA	1:13.78		22
		17.94	(17.94)	44.93	(26.99)	1:13.78	(28.85)				
	O	9	LYU Bo					CHN	1:15.71		33
		17.80	(17.80)	45.03	(27.23)	1:15.71	(30.68)				
15	I	13	ZHANG Hongqiang					CHN	1:11.94		15
		16.84	(16.84)	43.07	(26.23)	1:11.94	(28.87)				
	O	100	HUANG Ta-Yuan					TPE	1:13.06		20
		17.30	(17.30)	43.87	(26.57)	1:13.06	(29.19)				
16	I	91	LOBAS Victor					RUS	1:10.99		9
		17.47	(17.47)	43.37	(25.90)	1:10.99	(27.62)				
	O	5	GOLOVATSIUK Ignat					BLR	1:11.27		11
		17.22	(17.22)	43.32	(26.10)	1:11.27	(27.95)				
17	I	1	HAGER Armin					AUT	1:14.09		25
		17.70	(17.70)	44.78	(27.08)	1:14.09	(29.31)				
	O	76	VAN OOSTEN Martijn Renier					NED	1:10.12		2
		16.69	(16.69)	42.22	(25.53)	1:10.12	(27.90)				





Distance Analysis in Pairs

Pair	Lane	No.	Name					Country Code	Time	Note	Rank
		Split Time	Lap Time	Split Time	Lap Time	Split Time	Lap Time				
18	I	101	SUNG Ching-Yang					TPE	1:12.03		16
		16.39	(16.39)	42.21	(25.82)	1:12.03	(29.82)				
	O	66	YANG Seungyong					KOR	1:12.07		17
		16.84	(16.84)	42.92	(26.08)	1:12.07	(29.15)				
19	I	88	GOLUBEV Kirill					RUS	1:10.59		4
		17.19	(17.19)	43.03	(25.84)	1:10.59	(27.56)				
	O	23	FUJINO Yuto					JPN	1:10.69		5
		16.68	(16.68)	42.41	(25.73)	1:10.69	(28.28)				
20	I	41	MEZENTSEV Fedor					KAZ	1:11.33		12
		16.75	(16.75)	42.73	(25.98)	1:11.33	(28.60)				
	O	46	CHA Minkyu					KOR	1:09.56		1
		16.47	(16.47)	41.44	(24.97)	1:09.56	(28.12)				
21	I	49	KIM Junho					KOR	1:10.76		7
		16.49	(16.49)	42.37	(25.88)	1:10.76	(28.39)				
	O	39	KRECH Roman					KAZ	1:10.94		8
		16.56	(16.56)	42.61	(26.05)	1:10.94	(28.33)				

Legend:					
*	Marks a record as of the time recorded, that was later surpassed	=	Equal sign indicates that two or more skaters share the same rank	DNF	Did Not Finish
I	Inner lane	No.	Start number	O	Outer lane
UR	Universiade Record	WR	World Record		





Almaty 2017
28th WINTER UNIVERSIADE

Medeu High-Mountain Ice Rink

FRI 3 FEB 2017
Start Time 14:00
End Time 15:29

Speed Skating

Men's 1000m



Ice and Climatic Conditions

As of FRI 3 FEB 2017

	Session 1	
	Start	End
Time	14:00	15:15
Pair Number	1	21
Air Temperature	-3.0°C / 27°F	-4.0°C / 25°F
Ice Temperature	-3.8°C / 25°F	-3.8°C / 25°F
Humidity	70 %	80 %
Air Pressure	1,009 hPa	1,009 hPa





Almaty 2017

28TH WINTER UNIVERSIADE



SPEED SKATING

Men's 1,500m



Start List

REVISED
2 FEB 13:31

WR	1:41.04	DAVIS Shani (USA)	11 DEC 2009	Salt Lake City (USA)
UR	1:45.66	FABRIS Enrico (ITA)	21 JAN 2007	Torino (ITA)

Pair	Lane	No.	Name	Country Code
1	I	68	BAADAI Tulga	MGL
	O	78	DAHLE Magnus	NOR
2	I	70	YALALT Zorigbaatar	MGL
	O	105	MILLER Nathan	USA
3	I	69	MYAGMARBAATAR Munkh-Od	MGL
	O	20	KERSTEN Cornelius Giuseppe Gerardus	GBR
4	I	80	GRUBEN Robin Nicolai Oppi	NOR
	O	15	KALJUVEE Kaspar	EST
5	I	104	KOENIG Michael	USA
	O	16	LUIK Aleks	EST
6	I	83	PALKA Szymon Edward	POL
	O	84	SUT Wojciech	POL
7	I	77	VREUGDENHIL Jacob Gerard	NED
	O	34	ARZHANIKOV Ivan	KAZ
8	I	75	LIGTENBERG Ronald Marinus	NED
	O	19	MELINE Thomas	FRA
9	I	38	KLENKO Alexandr	KAZ
	O	11	WANG Shiwei	CHN
10	I	42	MOROZOV Dmitriy	KAZ
	O	79	FURNEE Anders Bjerkreim	NOR
11	I	22	TRENTINI Alessio	ITA
	O	106	RONCHAK Kyle	USA
12	I	48	KIM Dohyoung	KOR
	O	96	SOLODUKHIN Ivan	RUS
13	I	73	KALVERDIJK Joep	NED
	O	81	BACHANEK Marcin	POL
14	I	87	BOBYR Danila	RUS
	O	14	ZHU Jiayao	CHN
15	I	100	HUANG Ta-Yuan	TPE
	O	12	ZHANG Chuang	CHN
16	I	60	OH Hyunmin	KOR
	O	91	LOBAS Victor	RUS



Start List

REVISED
2 FEB 13:31

Pair	Lane	No. Name	Country Code
17	I	76 VAN OOSTEN Martijn Renier	NED
	O	26 KOSAKA Ryu	JPN
18	I	10 TUERSONGHAN Dasituer	CHN
	O	58 MOON Hyunwoong	KOR
19	I	27 MIWA Junya	JPN
	O	88 GOLUBEV Kirill	RUS
20	I	103 HARTMAN Steven	USA
	O	57 LEE Jinyeong	KOR
21	I	28 NAKAMURA Hayato	JPN
	O	1 HAGER Armin	AUT
22	I	25 ICHINOHE Seitaro	JPN
	O	41 MEZENTSEV Fedor	KAZ

Legend:				
I	Inner lane	No.	Start Number	O
UR	Universiade Record	WR	World Record	





Results

WR	1:41.04	DAVIS Shani (USA)	11 DEC 2009	Salt Lake City (USA)
UR	1:45.66	FABRIS Enrico (ITA)	21 JAN 2007	Torino (ITA)

ISU Officials:	
Starter	FALK Rune Ake Arne (SWE)

Rank	No.	Name	Country Code	Pair	Lane	Time	Gap	Note
1	88	GOLUBEV Kirill	RUS	19	O	1:49.30	0.00	
2	76	VAN OOSTEN Martijn Renier	NED	17	I	1:49.53	0.23	
3	27	MIWA Junya	JPN	19	I	1:49.61	0.31	
4	25	ICHINOHE Seitaro	JPN	22	I	1:49.69	0.39	
5	26	KOSAKA Ryu	JPN	17	O	1:49.70	0.40	
6	60	OH Hyunmin	KOR	16	I	1:50.37	1.07	
7	91	LOBAS Victor	RUS	16	O	1:50.41	1.11	
8	87	BOBYR Danila	RUS	14	I	1:50.74	1.44	
9	57	LEE Jinyeong	KOR	20	O	1:50.77	1.47	
10	58	MOON Hyunwoong	KOR	18	O	1:51.00	1.70	
11	41	MEZENTSEV Fedor	KAZ	22	O	1:51.71	2.41	
12	22	TRENTINI Alessio	ITA	11	I	1:51.81	2.51	
13	28	NAKAMURA Hayato	JPN	21	I	1:51.84	2.54	
14	81	BACHANEK Marcin	POL	13	O	1:52.37	3.07	
15	11	WANG Shiwei	CHN	9	O	1:53.31	4.01	
16	96	SOLODUKHIN Ivan	RUS	12	O	1:53.49	4.19	
17	34	ARZHANIKOV Ivan	KAZ	7	O	1:53.50	4.20	
18	10	TUERSONGHAN Dasituer	CHN	18	I	1:53.52	4.22	
19	77	VREUGDENHIL Jacob Gerard	NED	7	I	1:53.83	4.53	
20	1	HAGER Armin	AUT	21	O	1:54.33	5.03	
21	103	HARTMAN Steven	USA	20	I	1:54.42	5.12	
22	12	ZHANG Chuang	CHN	15	O	1:54.74	5.44	
23	42	MOROZOV Dmitriy	KAZ	10	I	1:54.78	5.48	
24	20	KERSTEN Cornelius Giuseppe Gerardus	GBR	3	O	1:55.02	5.72	
25	14	ZHU Jiayao	CHN	14	O	1:55.25	5.95	
26	48	KIM Dohyoung	KOR	12	I	1:55.29	5.99	
27	73	KALVERDIJK Joep	NED	13	I	1:55.39	6.09	
28	38	KLENKO Alexandr	KAZ	9	I	1:55.55	6.25	
29	75	LIGTENBERG Ronald Marinus	NED	8	I	1:55.74	6.44	
30	15	KALJUVEE Kaspar	EST	4	O	1:56.01	6.71	
31	83	PALKA Szymon Edward	POL	6	I	1:56.70	7.40	
32	80	GRUBEN Robin Nicolai Oppi	NOR	4	I	1:57.46	8.16	
33	19	MELINE Thomas	FRA	8	O	1:58.34	9.04	
34	70	YALALT Zorigbaatar	MGL	2	I	1:58.45	9.15	
35	106	RONCHAK Kyle	USA	11	O	1:58.74	9.44	
36	78	DAHLE Magnus	NOR	1	O	1:59.50	10.20	
37	84	SUT Wojciech	POL	6	O	1:59.74	10.44	
38	16	LUIK Aleks	EST	5	O	2:00.46	11.16	
39	105	MILLER Nathan	USA	2	O	2:02.18	12.88	
40	104	KOENIG Michael	USA	5	I	2:02.42	13.12	



Results

Rank	No.	Name	Country Code	Pair	Lane	Time	Gap	Note
41	69	MYAGMARBAATAR Munkh-Od	MGL	3	I	2:04.93	15.63	
42	68	BAADAI Tulga	MGL	1	I	2:05.44	16.14	
43	79	FURNEE Anders Bjerkreim	NOR	10	O	2:21.62	32.32	
	100	HUANG Ta-Yuan	TPE	15	I	DNS		

Legend:					
DNS	Did Not Start	I	Inner lane	No.	Start number
O	Outer lane	UR	Universiade Record	WR	World Record



Almaty 2017
28th WINTER UNIVERSIADE

Medeu High-Mountain Ice
Rink

THU 2 FEB 2017

Speed Skating

Men's 1500m



Distance Analysis in Pairs

WR	1:41.04	DAVIS Shani (USA)			11 DEC 2009 Salt Lake City (USA)			
UR	1:45.66	FABRIS Enrico (ITA)			21 JAN 2007 Torino (ITA)			
WR:	300m	23.57	700m	49.06	1100m	1:15.54	Finish	1:43.95
UR:		23.28		48.04		1:13.73		1:41.04

Pair	Lane	No.	Name					Country Code	Time		Note	Rank
			Split Time	Lap Time	Split Time	Lap Time	Split Time		Lap Time	Split Time		
1	I	68	BAADAI Tulga					MGL	2:05.44			42
			25.72	(25.72)	55.85	(30.13)	1:29.01	(33.16)	2:05.44	(36.43)		
	O	78	DAHLE Magnus					NOR	1:59.50			36
			25.56	(25.56)	54.76	(29.20)	1:25.88	(31.12)	1:59.50	(33.62)		
2	I	70	YALALT Zorigtbaatar					MGL	1:58.45			34
			25.28	(25.28)	54.02	(28.74)	1:25.12	(31.10)	1:58.45	(33.33)		
	O	105	MILLER Nathan					USA	2:02.18			39
			26.49	(26.49)	56.34	(29.85)	1:28.16	(31.82)	2:02.18	(34.02)		
3	I	69	MYAGMARBAATAR Munkh-Od					MGL	2:04.93			41
			25.35	(25.35)	55.45	(30.10)	1:28.53	(33.08)	2:04.93	(36.40)		
	O	20	KERSTEN Cornelius Giuseppe Gerardus					GBR	1:55.02			24
			24.56	(24.56)	52.48	(27.92)	1:22.65	(30.17)	1:55.02	(32.37)		
4	I	80	GRUBEN Robin Nicolai Oppi					NOR	1:57.46			32
			25.56	(25.56)	54.27	(28.71)	1:25.07	(30.80)	1:57.46	(32.39)		
	O	15	KALJUVEE Kaspar					EST	1:56.01			30
			25.35	(25.35)	53.11	(27.76)	1:23.17	(30.06)	1:56.01	(32.84)		
5	I	104	KOENIG Michael					USA	2:02.42			40
			26.63	(26.63)	56.88	(30.25)	1:28.81	(31.93)	2:02.42	(33.61)		
	O	16	LUIK Aleks					EST	2:00.46			38
			25.62	(25.62)	55.32	(29.70)	1:27.10	(31.78)	2:00.46	(33.36)		
6	I	83	PALKA Szymon Edward					POL	1:56.70			31
			25.03	(25.03)	53.43	(28.40)	1:24.06	(30.63)	1:56.70	(32.64)		
	O	84	SUT Wojciech					POL	1:59.74			37
			25.67	(25.67)	54.65	(28.98)	1:26.16	(31.51)	1:59.74	(33.58)		
7	I	77	VREUGDENHIL Jacob Gerard					NED	1:53.83			19
			25.11	(25.11)	53.18	(28.07)	1:22.62	(29.44)	1:53.83	(31.21)		
	O	34	ARZHANIKOV Ivan					KAZ	1:53.50			17
			24.30	(24.30)	52.00	(27.70)	1:21.59	(29.59)	1:53.50	(31.91)		
8	I	75	LIGTENBERG Ronald Marinus					NED	1:55.74			29
			25.42	(25.42)	54.17	(28.75)	1:24.29	(30.12)	1:55.74	(31.45)		
	O	19	MELINE Thomas					FRA	1:58.34			33
			26.25	(26.25)	55.55	(29.30)	1:26.11	(30.56)	1:58.34	(32.23)		



FISU Partners



Almaty 2017
28th WINTER UNIVERSIADE

Medeu High-Mountain Ice Rink

THU 2 FEB 2017

Speed Skating

Men's 1500m



Distance Analysis in Pairs

Pair	Lane	No.	Name					Country Code	Time		Note	Rank
			Split Time	Lap Time	Split Time	Lap Time	Split Time		Lap Time	Split Time		
9	I	38	KLENKO Alexandr					KAZ	1:55.55			28
			24.33	(24.33)	52.54	(28.21)	1:22.03	(29.49)	1:55.55	(33.52)		
	O	11	WANG Shiwei					CHN	1:53.31			15
			24.56	(24.56)	52.49	(27.93)	1:22.08	(29.59)	1:53.31	(31.23)		
10	I	42	MOROZOV Dmitriy					KAZ	1:54.78			23
			25.02	(25.02)	52.73	(27.71)	1:22.14	(29.41)	1:54.78	(32.64)		
	O	79	FURNEE Anders Bjerkreim					NOR	2:21.62			43
			26.48	(26.48)	55.58	(29.10)	1:25.66	(30.08)	2:21.62	(55.96)		
11	I	22	TRENTINI Alessio					ITA	1:51.81			12
			24.36	(24.36)	52.10	(27.74)	1:20.85	(28.75)	1:51.81	(30.96)		
	O	106	RONCHAK Kyle					USA	1:58.74			35
			24.52	(24.52)	52.76	(28.24)	1:24.42	(31.66)	1:58.74	(34.32)		
12	I	48	KIM Dohyoung					KOR	1:55.29			26
			25.04	(25.04)	52.94	(27.90)	1:22.80	(29.86)	1:55.29	(32.49)		
	O	96	SOLODUKHIN Ivan					RUS	1:53.49			16
			24.51	(24.51)	51.99	(27.48)	1:20.89	(28.90)	1:53.49	(32.60)		
13	I	73	KALVERDIJK Joep					NED	1:55.39			27
			25.01	(25.01)	53.24	(28.23)	1:23.69	(30.45)	1:55.39	(31.70)		
	O	81	BACHANEK Marcin					POL	1:52.37			14
			25.00	(25.00)	52.83	(27.83)	1:21.94	(29.11)	1:52.37	(30.43)		
14	I	87	BOBYR Danila					RUS	1:50.74			8
			24.21	(24.21)	51.19	(26.98)	1:19.30	(28.11)	1:50.74	(31.44)		
	O	14	ZHU Jiayao					CHN	1:55.25			25
			25.09	(25.09)	53.30	(28.21)	1:23.18	(29.88)	1:55.25	(32.07)		
15	I	100	HUANG Ta-Yuan					TPE			DNS	
	O	12	ZHANG Chuang					CHN	1:54.74			22
			24.78	(24.78)	52.75	(27.97)	1:22.68	(29.93)	1:54.74	(32.06)		
16	I	60	OH Hyunmin					KOR	1:50.37			6
			24.81	(24.81)	52.02	(27.21)	1:20.57	(28.55)	1:50.37	(29.80)		
	O	91	LOBAS Victor					RUS	1:50.41			7
			24.01	(24.01)	50.60	(26.59)	1:18.92	(28.32)	1:50.41	(31.49)		
17	I	76	VAN OOSTEN Martijn Renier					NED	1:49.53			2
			23.79	(23.79)	50.73	(26.94)	1:19.26	(28.53)	1:49.53	(30.27)		
	O	26	KOSAKA Ryu					JPN	1:49.70			5
			23.96	(23.96)	50.44	(26.48)	1:18.72	(28.28)	1:49.70	(30.98)		





Distance Analysis in Pairs

Pair	Lane	No.	Name					Country Code	Time	Note	Rank
			Split Time	Lap Time	Split Time	Lap Time	Split Time				
18	I	10	TUERSONGHAN Dasituer					CHN	1:53.52		18
			25.42	(25.42)	53.31	(27.89)	1:22.49	(29.18)	1:53.52	(31.03)	
	O	58	MOON Hyunwoong					KOR	1:51.00		10
			24.88	(24.88)	52.28	(27.40)	1:20.84	(28.56)	1:51.00	(30.16)	
19	I	27	MIWA Junya					JPN	1:49.61		3
			23.65	(23.65)	50.55	(26.90)	1:19.01	(28.46)	1:49.61	(30.60)	
	O	88	GOLUBEV Kirill					RUS	1:49.30		1
			23.97	(23.97)	50.64	(26.67)	1:18.64	(28.00)	1:49.30	(30.66)	
20	I	103	HARTMAN Steven					USA	1:54.42		21
			25.16	(25.16)	52.77	(27.61)	1:22.47	(29.70)	1:54.42	(31.95)	
	O	57	LEE Jinyeong					KOR	1:50.77		9
			24.63	(24.63)	51.87	(27.24)	1:20.36	(28.49)	1:50.77	(30.41)	
21	I	28	NAKAMURA Hayato					JPN	1:51.84		13
			24.33	(24.33)	51.84	(27.51)	1:20.81	(28.97)	1:51.84	(31.03)	
	O	1	HAGER Armin					AUT	1:54.33		20
			24.67	(24.67)	52.58	(27.91)	1:22.42	(29.84)	1:54.33	(31.91)	
22	I	25	ICHINOHE Seitaro					JPN	1:49.69		4
			24.65	(24.65)	51.99	(27.34)	1:20.17	(28.18)	1:49.69	(29.52)	
	O	41	MEZENTSEV Fedor					KAZ	1:51.71		11
			23.57	(23.57)	50.74	(27.17)	1:19.51	(28.77)	1:51.71	(32.20)	

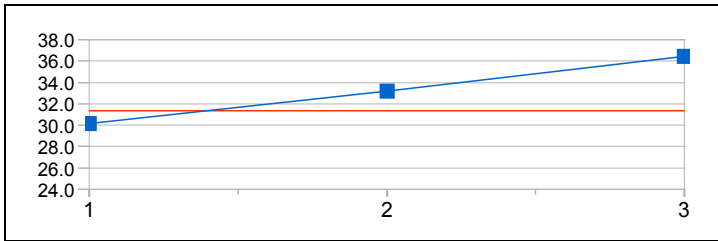
Legend:					
*	Marks a record as of the time recorded, that was later surpassed	=	Equal sign indicates that two or more skaters share the same rank	DNS	Did Not Start
I	Inner lane	No.	Start number	O	Outer lane
UR	Universiade Record	WR	World Record		



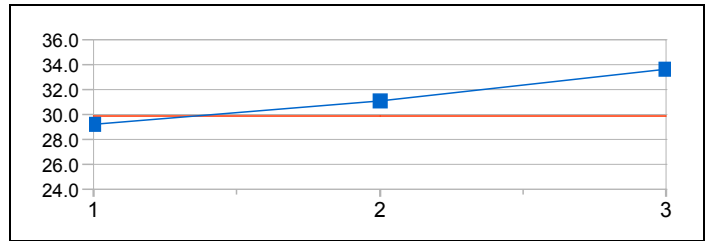


Distance Analysis - Graphical

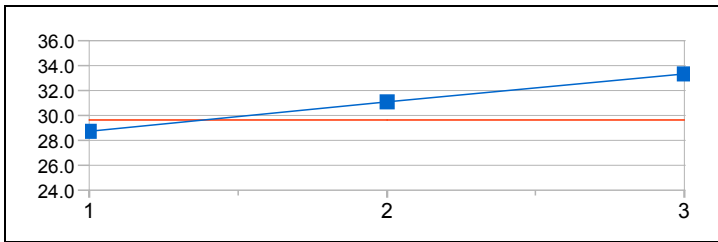
BAADAI Tulga (MGL)
 2:05.44 (42)
 Average: 31.36
 36.43 - 25.72 = 10.71



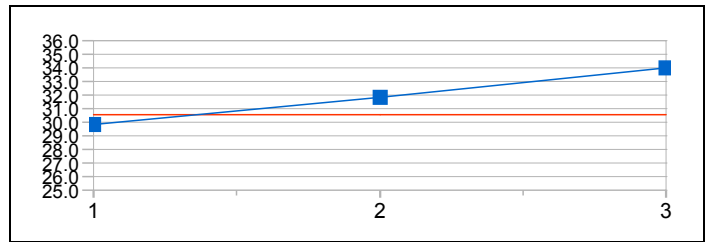
DAHLE Magnus (NOR)
 1:59.50 (36)
 Average: 29.88
 33.62 - 25.56 = 8.06



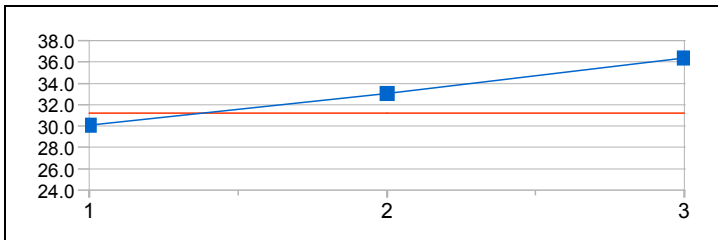
YALALT Zorigtbaatar (MGL)
 1:58.45 (34)
 Average: 29.61
 33.33 - 25.28 = 8.05



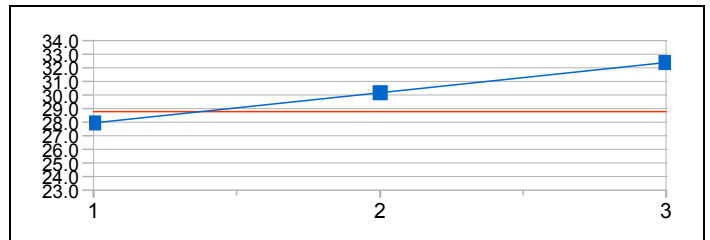
MILLER Nathan (USA)
 2:02.18 (39)
 Average: 30.55
 34.02 - 26.49 = 7.53



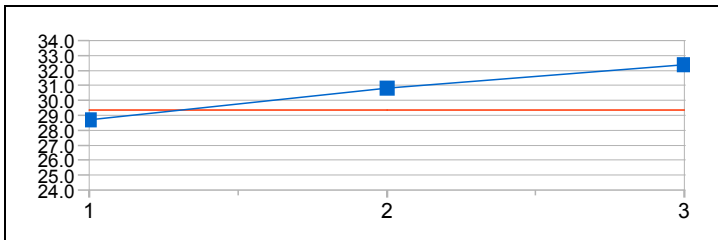
MYAGMARBAATAR Munkh-Od (MGL)
 2:04.93 (41)
 Average: 31.23
 36.40 - 25.35 = 11.05



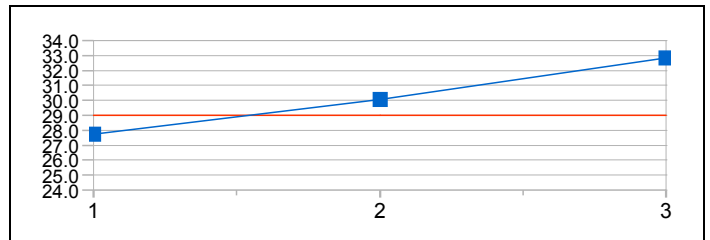
KERSTEN Cornelius Giuseppe Gerardus (GBR)
 1:55.02 (24)
 Average: 28.76
 32.37 - 24.56 = 7.81



GRUBEN Robin Nicolai Oppi (NOR)
 1:57.46 (32)
 Average: 29.37
 32.39 - 25.56 = 6.83



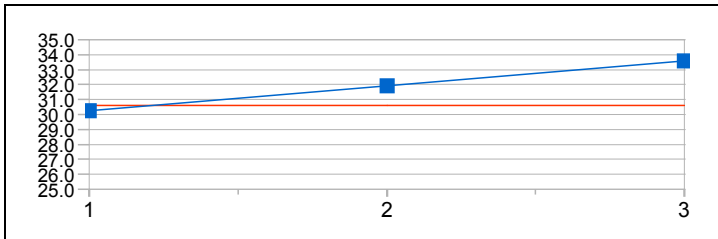
KALJUVEE Kaspar (EST)
 1:56.01 (30)
 Average: 29.00
 32.84 - 25.35 = 7.49



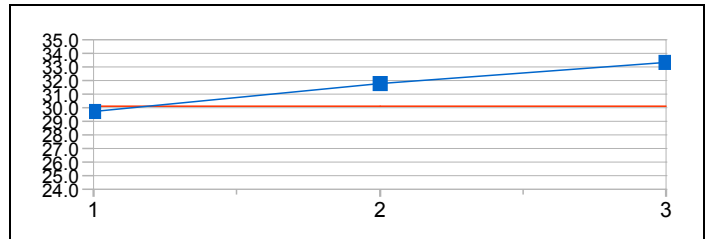


Distance Analysis - Graphical

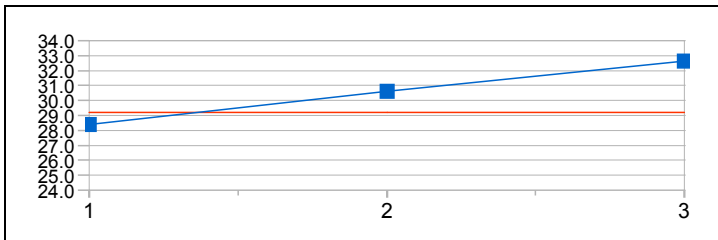
KOENIG Michael (USA) (40)
 2:02.42
 Average: 30.61
 33.61 - 26.63 = 6.98



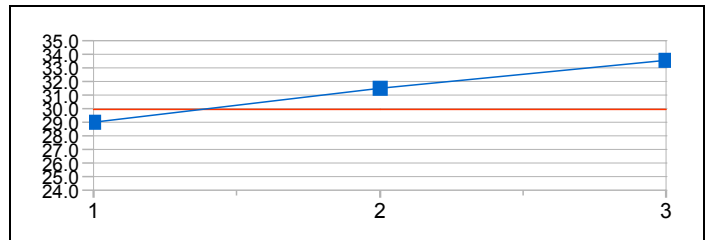
LUIK Aleks (EST) (38)
 2:00.46
 Average: 30.12
 33.36 - 25.62 = 7.74



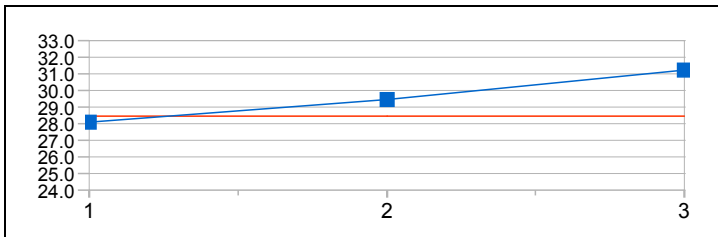
PALKA Szymon Edward (POL) (31)
 1:56.70
 Average: 29.18
 32.64 - 25.03 = 7.61



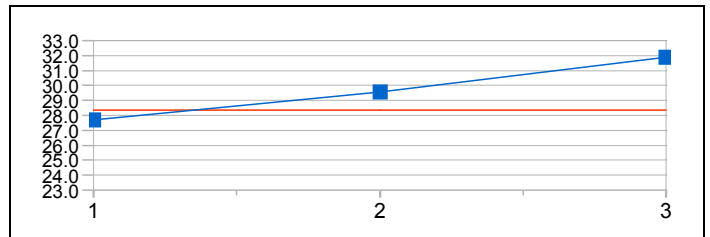
SUT Wojciech (POL) (37)
 1:59.74
 Average: 29.94
 33.58 - 25.67 = 7.91



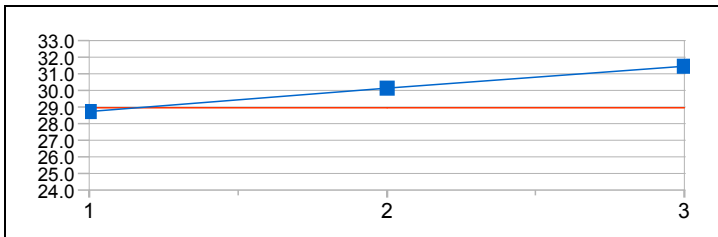
VREUGDENHIL Jacob Gerard (NED) (19)
 1:53.83
 Average: 28.46
 31.21 - 25.11 = 6.10



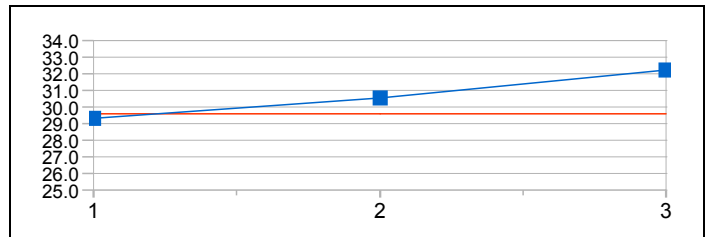
ARZHANIKOV Ivan (KAZ) (17)
 1:53.50
 Average: 28.38
 31.91 - 24.30 = 7.61



LIGTENBERG Ronald Marinus (NED) (29)
 1:55.74
 Average: 28.94
 31.45 - 25.42 = 6.03



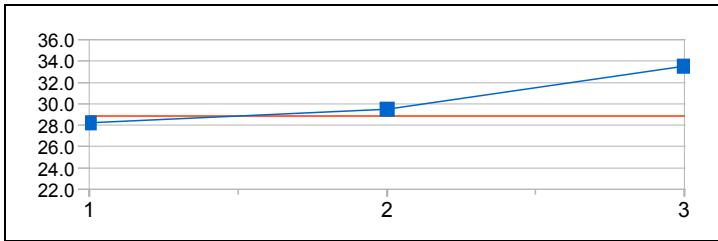
MELINE Thomas (FRA) (33)
 1:58.34
 Average: 29.59
 32.23 - 26.25 = 5.98



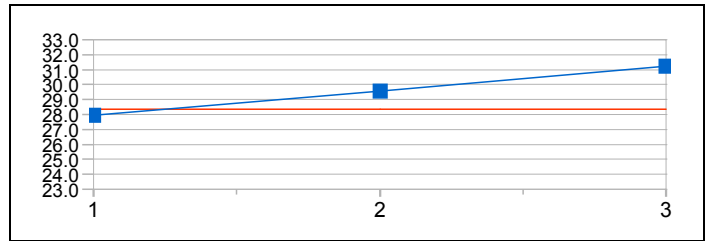


Distance Analysis - Graphical

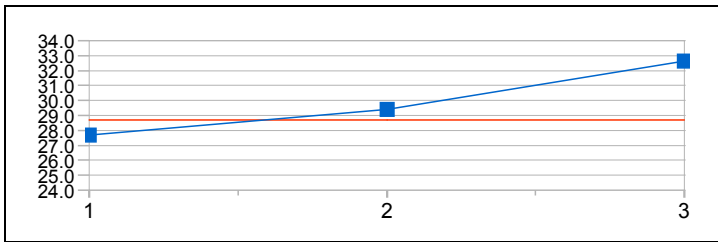
KLENKO Alexandr (KAZ) (28)
1:55.55
Average: 28.89
33.52 - 24.33 = 9.19



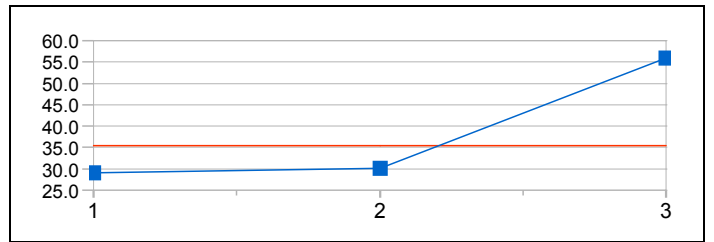
WANG Shiwei (CHN) (15)
1:53.31
Average: 28.33
31.23 - 24.56 = 6.67



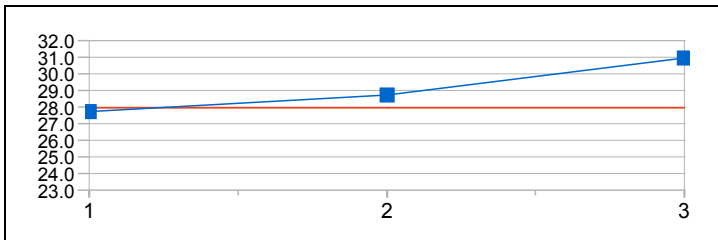
MOROZOV Dmitriy (KAZ) (23)
1:54.78
Average: 28.70
32.64 - 25.02 = 7.62



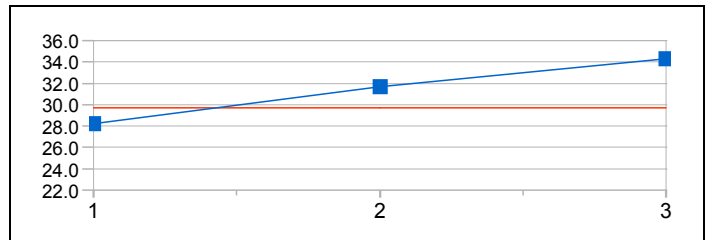
FURNEE Anders Bjerkreim (NOR) (43)
2:21.62
Average: 35.41
55.96 - 26.48 = 29.48



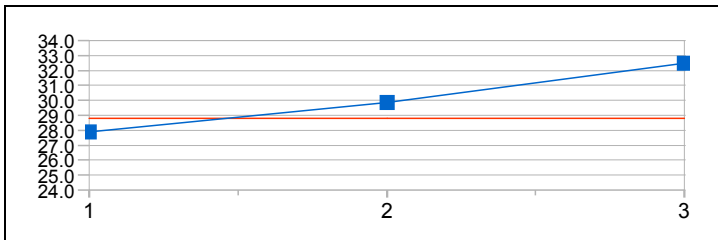
TRENTINI Alessio (ITA) (12)
1:51.81
Average: 27.95
30.96 - 24.36 = 6.60



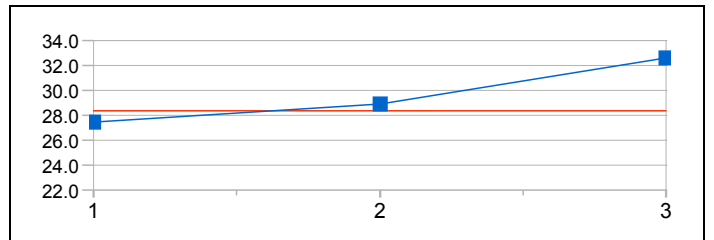
RONCHAK Kyle (USA) (35)
1:58.74
Average: 29.69
34.32 - 24.52 = 9.80



KIM Dohyoung (KOR) (26)
1:55.29
Average: 28.82
32.49 - 25.04 = 7.45



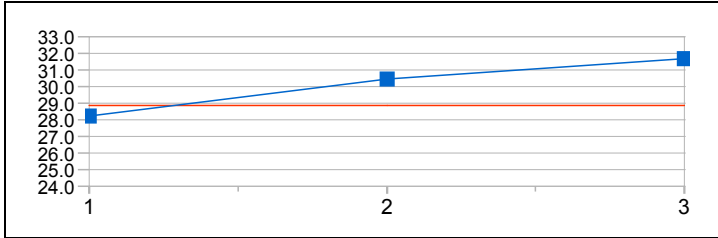
SOLODUKHIN Ivan (RUS) (16)
1:53.49
Average: 28.37
32.60 - 24.51 = 8.09



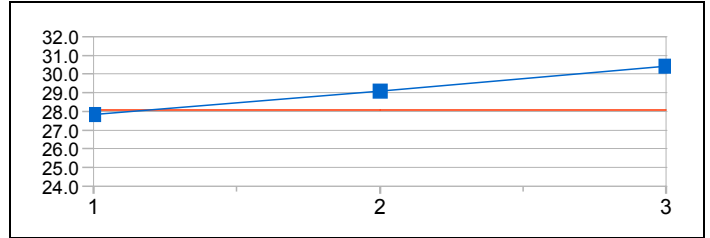


Distance Analysis - Graphical

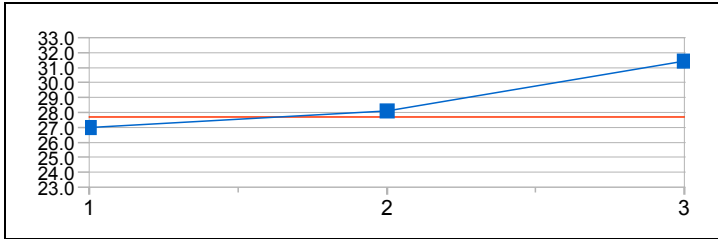
KALVERDIJK Joep (NED)
 1:55.39 (27)
 Average: 28.85
 31.70 - 25.01 = 6.69



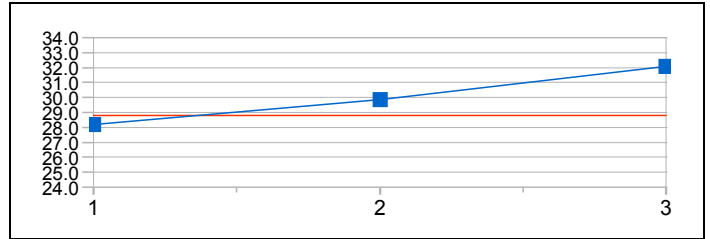
BACHANEK Marcin (POL)
 1:52.37 (14)
 Average: 28.09
 30.43 - 25.00 = 5.43



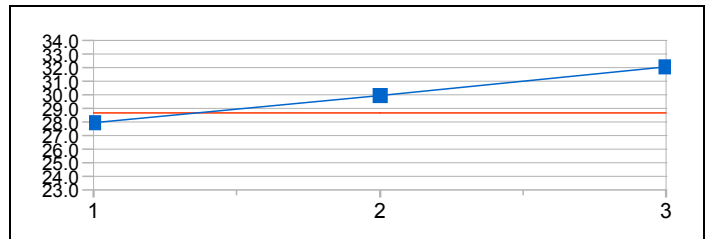
BOBYR Danila (RUS)
 1:50.74 (8)
 Average: 27.69
 31.44 - 24.21 = 7.23



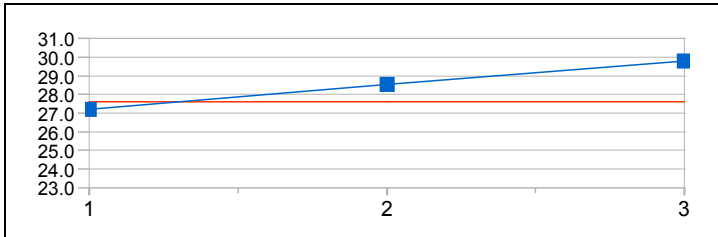
ZHU Jiayao (CHN)
 1:55.25 (25)
 Average: 28.81
 32.07 - 25.09 = 6.98



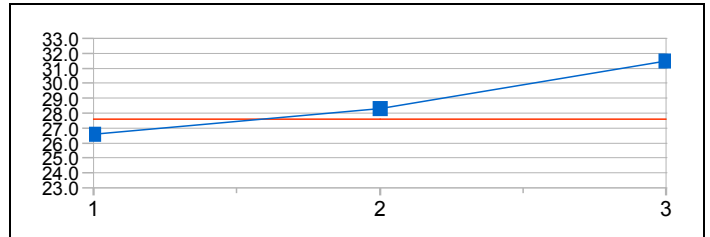
ZHANG Chuang (CHN)
 1:54.74 (22)
 Average: 28.69
 32.06 - 24.78 = 7.28



OH Hyunmin (KOR)
 1:50.37 (6)
 Average: 27.59
 29.80 - 24.81 = 4.99



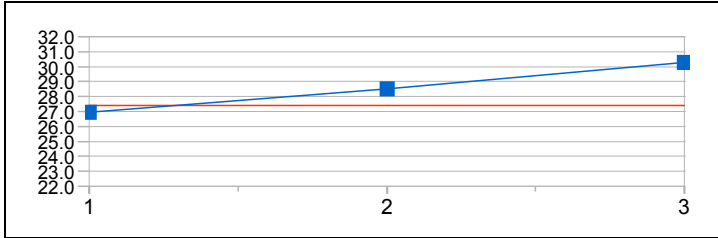
LOBAS Victor (RUS)
 1:50.41 (7)
 Average: 27.60
 31.49 - 24.01 = 7.48



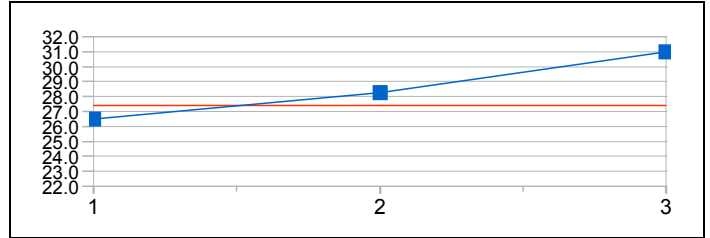


Distance Analysis - Graphical

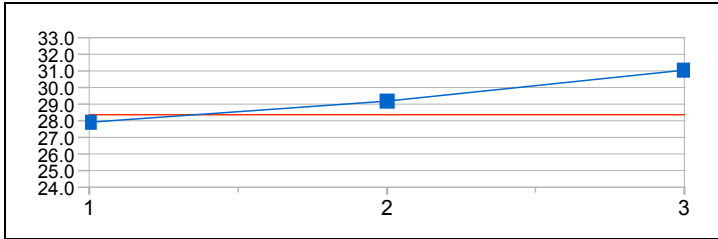
VAN OOSTEN Martijn Renier (NED)
1:49.53 (2) Average: 27.38
30.27 - 23.79 = 6.48



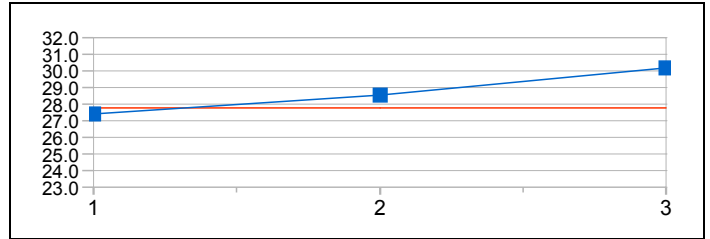
KOSAKA Ryu (JPN)
1:49.70 (5) Average: 27.43
30.98 - 23.96 = 7.02



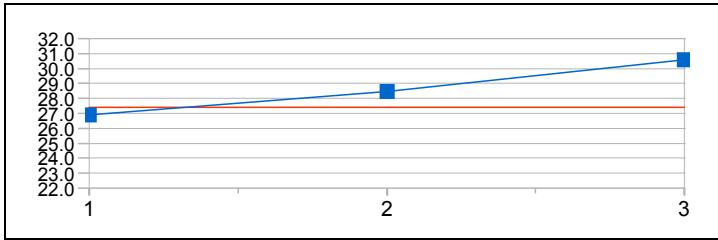
TUERSONGHAN Dasituer (CHN)
1:53.52 (18) Average: 28.38
31.03 - 25.42 = 5.61



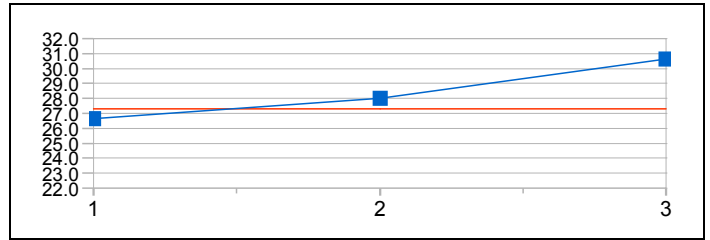
MOON Hyunwoong (KOR)
1:51.00 (10) Average: 27.75
30.16 - 24.88 = 5.28



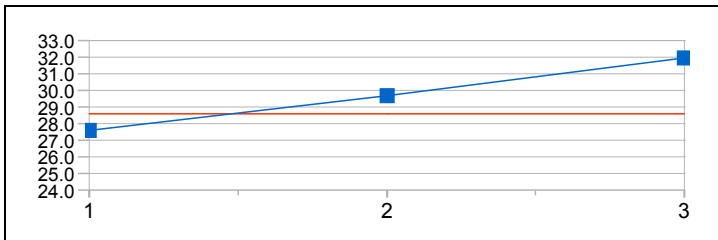
MIWA Junya (JPN)
1:49.61 (3) Average: 27.40
30.60 - 23.65 = 6.95



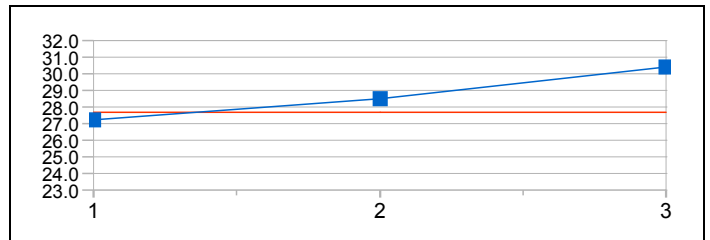
GOLUBEV Kirill (RUS)
1:49.30 (1) Average: 27.33
30.66 - 23.97 = 6.69



HARTMAN Steven (USA)
1:54.42 (21) Average: 28.61
31.95 - 25.16 = 6.79



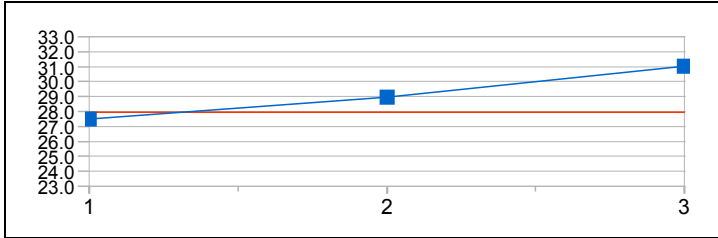
LEE Jinyeong (KOR)
1:50.77 (9) Average: 27.69
30.41 - 24.63 = 5.78



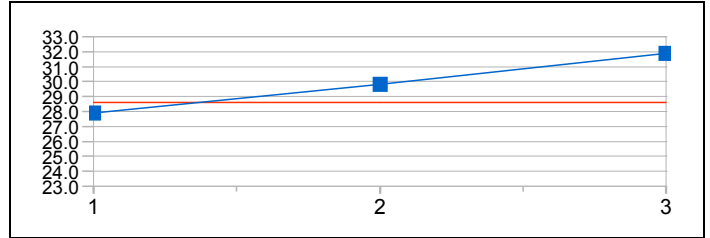


Distance Analysis - Graphical

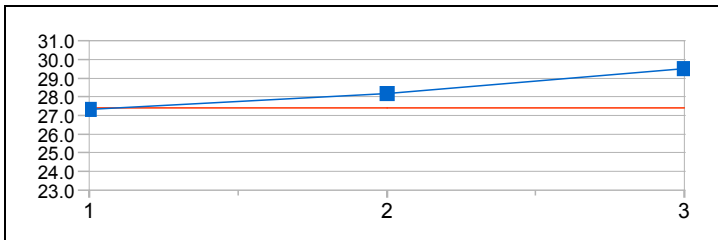
NAKAMURA Hayato (JPN)
 1:51.84 (13)
 Average: 27.96
 31.03 - 24.33 = 6.70



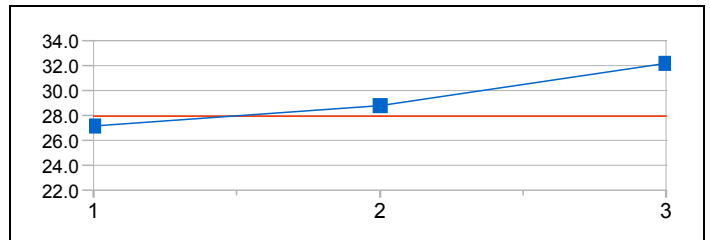
HAGER Armin (AUT)
 1:54.33 (20)
 Average: 28.58
 31.91 - 24.67 = 7.24



ICHINOHE Seitaro (JPN)
 1:49.69 (4)
 Average: 27.42
 29.52 - 24.65 = 4.87



MEZENTSEV Fedor (KAZ)
 1:51.71 (11)
 Average: 27.93
 32.20 - 23.57 = 8.63





Almaty 2017
28th WINTER UNIVERSIADE

Medeu High-Mountain Ice Rink

THU 2 FEB 2017
Start Time 14:10
End Time 16:00

Speed Skating

Men's 1500m



Ice and Climatic Conditions

As of THU 2 FEB 2017

	Session 1	
	Start	End
Time	14:10	15:40
Pair Number	1	22
Air Temperature	0.0°C / 32°F	-1.0°C / 30°F
Ice Temperature	-3.2°C / 26°F	-3.2°C / 26°F
Humidity	55 %	55 %
Air Pressure	1,020 hPa	1,021 hPa





Almaty 2017

28TH WINTER UNIVERSIADE



SPEED SKATING

Men's 5,000m



Start List

WR	6:03.32	KRAMER Sven (NED)	17 NOV 2007	Calgary (CAN)
UR	6:29.94	van der KIEFT Arjen (NED)	20 FEB 2009	Harbin (CHN)

Pair	Lane	No.	Name	Country Code
1	I	75	LIGTENBERG Ronald Marinus	NED
	O	83	PALKA Szymon Edward	POL
2	I	16	LUIK Aleks	EST
	O	97	STAROSTIN Mikhail	RUS
3	I	105	MILLER Nathan	USA
	O	93	NOKHRIN Maksim	RUS
4	I	7	KIRPICHNIK Aliaksei	BLR
	O	103	HARTMAN Steven	USA
5	I	82	OSTASZEWSKI Michal	POL
	O	33	ANDREYEV Fedor	KAZ
6	I	80	GRUBEN Robin Nicolai Oppi	NOR
	O	19	MELINE Thomas	FRA
7	I	42	MOROZOV Dmitriy	KAZ
	O	14	ZHU Jiayao	CHN
8	I	95	RAZORENOV Aleksandr	RUS
	O	10	TUERSONGHAN Dasituer	CHN
9	I	81	BACHANEK Marcin	POL
	O	11	WANG Shiwei	CHN
10	I	71	COLJÉ Gerwin Pieter	NED
	O	45	SERGIYENKO Artur	KAZ
11	I	77	VREUGDENHIL Jacob Gerard	NED
	O	79	FURNEE Anders Bjerkreim	NOR
12	I	2	HEIDEGGER Linus	AUT
	O	25	ICHINOHE Seitaro	JPN
13	I	60	OH Hyunmin	KOR
	O	30	OBAYASHI Masahito	JPN
14	I	57	LEE Jinyeong	KOR
	O	21	GHIOTTO Davide	ITA
15	I	58	MOON Hyunwoong	KOR
	O	31	OGAWA Shohya	JPN



Almaty 2017
28th WINTER UNIVERSIADE

Medeu High-Mountain Ice
Rink

TUE 31 JAN 2017
Start Time 13:30

Speed Skating

Men's 5000m



Start List

Legend:					
I	Inner lane	No.	Start Number	O	Outer lane
UR	Universiade Record	WR	World Record		





Results

WR	6:03.32	KRAMER Sven (NED)	17 NOV 2007	Calgary (CAN)
UR	6:29.94	van der KIEFT Arjen (NED)	20 FEB 2009	Harbin (CHN)

ISU Officials:	
Starter	AVDEYEV Sergey (KAZ)

Rank	No.	Name	Country Code	Pair	Lane	Time	Gap	Note
1	21	GHIOTTO Davide	ITA	14	O	6:51.64	0.00	
2	25	ICHINOHE Seitaro	JPN	12	O	6:52.94	1.30	
3	2	HEIDEGGER Linus	AUT	12	I	6:55.46	3.82	
4	30	OBAYASHI Masahito	JPN	13	O	7:05.05	13.41	
5	31	OGAWA Shohya	JPN	15	O	7:11.94	20.30	
6	77	VREUGDENHIL Jacob Gerard	NED	11	I	7:12.50	20.86	
7	58	MOON Hyunwoong	KOR	15	I	7:16.61	24.97	
8	95	RAZORENOV Aleksandr	RUS	8	I	7:18.13	26.49	
9	81	BACHANEK Marcin	POL	9	I	7:20.48	28.84	
10	60	OH Hyunmin	KOR	13	I	7:21.00	29.36	
11	57	LEE Jinyeong	KOR	14	I	7:22.63	30.99	
12	75	LIGTENBERG Ronald Marinus	NED	1	I	7:23.63	31.99	
13	11	WANG Shiwei	CHN	9	O	7:25.42	33.78	
14	33	ANDREYEV Fedor	KAZ	5	O	7:26.57	34.93	
15	45	SERGIYENKO Artur	KAZ	10	O	7:26.72	35.08	
16	82	OSTASZEWSKI Michal	POL	5	I	7:26.92	35.28	
17	10	TUERSONGHAN Dasituer	CHN	8	O	7:27.44	35.80	
18	7	KIRPICHNIK Aliaksei	BLR	4	I	7:30.39	38.75	
19	97	STAROSTIN Mikhail	RUS	2	O	7:31.14	39.50	
20	14	ZHU Jiayao	CHN	7	O	7:38.93	47.29	
21	80	GRUBEN Robin Nicolai Oppi	NOR	6	I	7:44.51	52.87	
22	83	PALKA Szymon Edward	POL	1	O	7:45.11	53.47	
23	19	MELINE Thomas	FRA	6	O	7:45.81	54.17	
24	103	HARTMAN Steven	USA	4	O	7:46.91	55.27	
25	16	LUIK Aleks	EST	2	I	7:55.37	1:03.73	
26	105	MILLER Nathan	USA	3	I	8:01.13	1:09.49	
27	93	NOKHRIN Maksim	RUS	3	O	8:08.43	1:16.79	
	42	MOROZOV Dmitriy	KAZ	7	I	DSQ		
	71	COLJÉ Gerwin Pieter	NED	10	I	DSQ		
	79	FURNEE Anders Bjerkreim	NOR	11	O	DSQ		

Legend:					
DSQ	Disqualified	I	Inner lane	No.	Start number
O	Outer lane	UR	Universiade Record	WR	World Record

Competitor 42 MOROZOV Dmitriy has been disqualified according to rule 257 paragraph 1.
 Competitor 71 COLJÉ Gerwin Pieter has been disqualified according to rule 257 paragraph 1.
 Competitor 79 FURNEE Anders Bjerkreim has been disqualified according to rule 256 paragraph 1.



Almaty 2017
28th WINTER UNIVERSIADE

Medeu High-Mountain Ice
Rink

TUE 31 JAN 2017

Speed Skating

Men's 5000m



Distance Analysis in Pairs

WR	6:03.32	KRAMER Sven (NED)	17 NOV 2007	Calgary (CAN)
UR	6:29.94	van der KIEFT Arjen (NED)	20 FEB 2009	Harbin (CHN)
WR:				
UR:				
WR:				
UR:				

Pair	Lane	No.	Name					Country Code	Time	Note	Rank	
			Split Time	Lap Time	Split Time	Lap Time	Split Time					
1	I	75	LIGTENBERG Ronald Marinus					NED	7:23.63		12	
			20.39	(20.39)	53.64	(33.25)	1:27.01					(33.37)
			3:08.42	(34.09)	3:43.23	(34.81)	4:18.32	(35.09)	4:54.01	(35.69)	5:30.38	(36.37)
			6:07.49	(37.11)	6:44.71	(37.22)	7:23.63	(38.92)				
	O	83	PALKA Szymon Edward					POL	7:45.11		22	
			20.48	(20.48)	53.06	(32.58)	1:26.91					(33.85)
			3:10.95	(35.15)	3:47.03	(36.08)	4:24.11	(37.08)	5:02.13	(38.02)	5:41.72	(39.59)
			6:22.38	(40.66)	7:03.84	(41.46)	7:45.11	(41.27)				
2	I	16	LUIK Aleks					EST	7:55.37		25	
			21.18	(21.18)	55.77	(34.59)	1:31.19					(35.42)
			3:20.32	(36.52)	3:58.20	(37.88)	4:36.02	(37.82)	5:15.23	(39.21)	5:55.15	(39.92)
			6:35.72	(40.57)	7:16.04	(40.32)	7:55.37	(39.33)				
	O	97	STAROSTIN Mikhail					RUS	7:31.14		19	
			21.10	(21.10)	54.43	(33.33)	1:29.36					(34.93)
			3:15.53	(35.66)	3:51.24	(35.71)	4:26.95	(35.71)	5:02.67	(35.72)	5:38.86	(36.19)
			6:15.47	(36.61)	6:52.87	(37.40)	7:31.14	(38.27)				
3	I	105	MILLER Nathan					USA	8:01.13		26	
			21.76	(21.76)	56.92	(35.16)	1:33.67					(36.75)
			3:26.61	(37.55)	4:05.20	(38.59)	4:43.49	(38.29)	5:22.36	(38.87)	6:01.37	(39.01)
			6:41.37	(40.00)	7:21.53	(40.16)	8:01.13	(39.60)				
	O	93	NOKHRIN Maksim					RUS	8:08.43		27	
			21.23	(21.23)	56.06	(34.83)	1:30.86					(34.80)
			3:18.16	(36.93)	3:56.54	(38.38)	4:37.33	(40.79)	5:19.93	(42.60)	6:03.04	(43.11)
			6:45.47	(42.43)	7:27.10	(41.63)	8:08.43	(41.33)				
4	I	7	KIRPICHNIK Aliaksei					BLR	7:30.39		18	
			21.24	(21.24)	56.66	(35.42)	1:32.03					(35.37)
			3:15.09	(34.54)	3:50.33	(35.24)	4:25.86	(35.53)	5:02.36	(36.50)	5:38.86	(36.50)
			6:15.99	(37.13)	6:53.35	(37.36)	7:30.39	(37.04)				
	O	103	HARTMAN Steven					USA	7:46.91		24	
			21.76	(21.76)	57.65	(35.89)	1:32.98					(35.33)
			3:20.87	(37.20)	3:57.80	(36.93)	4:35.24	(37.44)	5:12.98	(37.74)	5:51.89	(38.91)
			6:30.44	(38.55)	7:08.63	(38.19)	7:46.91	(38.28)				



FISU Partners



Almaty 2017
28th WINTER UNIVERSIADE

Medeu High-Mountain Ice
Rink

TUE 31 JAN 2017

Speed Skating

Men's 5000m



Distance Analysis in Pairs

Pair	Lane	No.	Name					Country Code	Time	Note	Rank					
		Split Time	Lap Time	Split Time	Lap Time	Split Time	Lap Time	Split Time	Lap Time	Split Time	Lap Time					
5	I	82	OSTASZEWSKI Michal					POL	7:26.92		16					
			21.71	(21.71)	56.38	(34.67)	1:31.33					(34.95)	2:05.86	(34.53)	2:40.36	(34.50)
			3:15.56	(35.20)	3:50.91	(35.35)	4:26.10					(35.19)	5:01.99	(35.89)	5:38.23	(36.24)
			6:14.65	(36.42)	6:51.17	(36.52)	7:26.92	(35.75)								
O		33	ANDREYEV Fedor					KAZ	7:26.57		14					
			20.68	(20.68)	54.70	(34.02)	1:29.55					(34.85)	2:04.86	(35.31)	2:40.12	(35.26)
			3:15.54	(35.42)	3:51.02	(35.48)	4:26.17					(35.15)	5:01.76	(35.59)	5:37.52	(35.76)
			6:13.82	(36.30)	6:50.41	(36.59)	7:26.57	(36.16)								
6	I	80	GRUBEN Robin Nicolai Oppi					NOR	7:44.51		21					
			19.95	(19.95)	52.04	(32.09)	1:25.45					(33.41)	1:59.86	(34.41)	2:35.16	(35.30)
			3:11.33	(36.17)	3:48.39	(37.06)	4:25.83					(37.44)	5:03.93	(38.10)	5:43.01	(39.08)
			6:23.17	(40.16)	7:04.55	(41.38)	7:44.51	(39.96)								
O		19	MELINE Thomas					FRA	7:45.81		23					
			20.85	(20.85)	53.96	(33.11)	1:27.93					(33.97)	2:03.43	(35.50)	2:39.27	(35.84)
			3:15.87	(36.60)	3:52.87	(37.00)	4:30.73					(37.86)	5:08.55	(37.82)	5:47.41	(38.86)
			6:26.78	(39.37)	7:06.90	(40.12)	7:45.81	(38.91)								
7	I	42	MOROZOV Dmitriy					KAZ		DSQ						
			20.62	(20.62)	54.25	(33.63)	1:29.54					(35.29)	2:05.21	(35.67)	2:40.57	(35.36)
			3:15.87	(35.30)	3:51.57	(35.70)	4:27.10					(35.53)	5:03.85	(36.75)	5:41.87	(38.02)
			6:20.86	(38.99)	6:59.81	(38.95)	7:39.07	(39.26)								
O		14	ZHU Jiayao					CHN	7:38.93		20					
			20.16	(20.16)	52.53	(32.37)	1:25.82					(33.29)	1:59.82	(34.00)	2:34.89	(35.07)
			3:11.27	(36.38)	3:48.21	(36.94)	4:26.36					(38.15)	5:04.92	(38.56)	5:43.58	(38.66)
			6:22.48	(38.90)	7:02.39	(39.91)	7:38.93	(36.54)								
8	I	95	RAZORENOV Aleksandr					RUS	7:18.13		8					
			19.55	(19.55)	51.19	(31.64)	1:23.89					(32.70)	1:57.20	(33.31)	2:30.77	(33.57)
			3:04.80	(34.03)	3:39.56	(34.76)	4:14.24					(34.68)	4:49.79	(35.55)	5:26.42	(36.63)
			6:03.53	(37.11)	6:40.53	(37.00)	7:18.13	(37.60)								
O		10	TUERSONGHAN Dasituer					CHN	7:27.44		17					
			19.69	(19.69)	50.46	(30.77)	1:22.91					(32.45)	1:56.35	(33.44)	2:30.43	(34.08)
			3:05.61	(35.18)	3:41.95	(36.34)	4:18.55					(36.60)	4:55.76	(37.21)	5:32.92	(37.16)
			6:10.64	(37.72)	6:49.12	(38.48)	7:27.44	(38.32)								
9	I	81	BACHANEK Marcin					POL	7:20.48		9					
			20.53	(20.53)	54.31	(33.78)	1:28.59					(34.28)	2:02.85	(34.26)	2:37.38	(34.53)
			3:12.00	(34.62)	3:47.09	(35.09)	4:22.48					(35.39)	4:58.00	(35.52)	5:33.87	(35.87)
			6:10.18	(36.31)	6:45.51	(35.33)	7:20.48	(34.97)								
O		11	WANG Shiwei					CHN	7:25.42		13					
			20.71	(20.71)	54.33	(33.62)	1:29.42					(35.09)	2:04.65	(35.23)	2:39.87	(35.22)
			3:15.04	(35.17)	3:50.71	(35.67)	4:26.50					(35.79)	5:02.32	(35.82)	5:38.55	(36.23)
			6:14.79	(36.24)	6:50.50	(35.71)	7:25.42	(34.92)								



FISU Partners



Almaty 2017
28th WINTER UNIVERSIADE

Medeu High-Mountain Ice
Rink

TUE 31 JAN 2017

Speed Skating

Men's 5000m



Distance Analysis in Pairs

Pair	Lane	No.	Name					Country Code	Time		Note	Rank			
			Split Time	Lap Time	Split Time	Lap Time	Split Time		Lap Time	Split Time			Lap Time		
10	I	71	COLJÉ Gerwin Pieter					NED			DSQ				
			19.92	(19.92)	53.11	(33.19)	1:26.87		(33.76)	2:00.79			(33.92)	2:35.04	(34.25)
			3:09.69	(34.65)	3:44.43	(34.74)	4:20.28		(35.85)	4:55.97			(35.69)	5:31.56	(35.59)
			6:07.58	(36.02)	6:44.47	(36.89)	7:22.78	(38.31)							
	O	45	SERGIYENKO Artur					KAZ	7:26.72			15			
			19.94	(19.94)	52.42	(32.48)	1:26.42		(34.00)	1:59.96			(33.54)	2:34.00	(34.04)
			3:08.38	(34.38)	3:43.34	(34.96)	4:19.15		(35.81)	4:55.18			(36.03)	5:31.43	(36.25)
			6:09.10	(37.67)	6:47.58	(38.48)	7:26.72	(39.14)							
11	I	77	VREUGDENHIL Jacob Gerard					NED	7:12.50			6			
			20.18	(20.18)	53.08	(32.90)	1:26.48		(33.40)	1:59.93			(33.45)	2:33.58	(33.65)
			3:07.06	(33.48)	3:41.24	(34.18)	4:15.46		(34.22)	4:50.05			(34.59)	5:24.74	(34.69)
			6:00.13	(35.39)	6:35.83	(35.70)	7:12.50	(36.67)							
	O	79	FURNEE Anders Bjerkreim					NOR			DSQ				
			20.97	(20.97)	54.75	(33.78)	1:29.14		(34.39)	2:03.94			(34.80)	2:38.69	(34.75)
			3:13.25	(34.56)	3:47.79	(34.54)	4:21.99		(34.20)	4:56.32			(34.33)	5:31.00	(34.68)
			6:05.59	(34.59)	6:40.48	(34.89)	7:15.74	(35.26)							
12	I	2	HEIDEGGER Linus					AUT	6:55.46			3			
			20.15	(20.15)	52.13	(31.98)	1:23.97		(31.84)	1:55.95			(31.98)	2:27.88	(31.93)
			3:00.17	(32.29)	3:32.75	(32.58)	4:05.59		(32.84)	4:38.96			(33.37)	5:12.46	(33.50)
			5:46.25	(33.79)	6:20.40	(34.15)	6:55.46	(35.06)							
	O	25	ICHINOHE Seitaro					JPN	6:52.94			2			
			20.07	(20.07)	52.46	(32.39)	1:24.90		(32.44)	1:57.40			(32.50)	2:29.69	(32.29)
			3:02.44	(32.75)	3:35.10	(32.66)	4:07.56		(32.46)	4:39.79			(32.23)	5:12.56	(32.77)
			5:45.63	(33.07)	6:19.29	(33.66)	6:52.94	(33.65)							
13	I	60	OH Hyunmin					KOR	7:21.00			10			
			19.73	(19.73)	51.17	(31.44)	1:24.49		(33.32)	1:58.20			(33.71)	2:31.49	(33.29)
			3:05.20	(33.71)	3:39.03	(33.83)	4:13.12		(34.09)	4:48.51			(35.39)	5:25.03	(36.52)
			6:02.69	(37.66)	6:41.75	(39.06)	7:21.00	(39.25)							
	O	30	OBAYASHI Masahito					JPN	7:05.05			4			
			19.75	(19.75)	52.07	(32.32)	1:25.44		(33.37)	1:58.60			(33.16)	2:31.98	(33.38)
			3:05.60	(33.62)	3:39.23	(33.63)	4:13.02		(33.79)	4:47.21			(34.19)	5:21.45	(34.24)
			5:56.03	(34.58)	6:30.67	(34.64)	7:05.05	(34.38)							
14	I	57	LEE Jinyeong					KOR	7:22.63			11			
			20.12	(20.12)	52.71	(32.59)	1:25.48		(32.77)	1:57.75			(32.27)	2:30.63	(32.88)
			3:04.16	(33.53)	3:37.46	(33.30)	4:11.54		(34.08)	4:47.74			(36.20)	5:25.73	(37.99)
			6:05.10	(39.37)	6:44.32	(39.22)	7:22.63	(38.31)							
	O	21	GHIOTTO Davide					ITA	6:51.64			1			
			20.10	(20.10)	51.98	(31.88)	1:24.68		(32.70)	1:57.07			(32.39)	2:29.67	(32.60)
			3:02.67	(33.00)	3:35.17	(32.50)	4:07.92		(32.75)	4:40.46			(32.54)	5:13.11	(32.65)
			5:45.97	(32.86)	6:18.87	(32.90)	6:51.64	(32.77)							



FISU Partners



Distance Analysis in Pairs

Pair	Lane	No.	Name					Country Code	Time		Note	Rank
			Split Time	Lap Time	Split Time	Lap Time	Split Time		Lap Time	Split Time		
15	I	58	MOON Hyunwoong					KOR	7:16.61			7
			20.61 (20.61)	52.57 (31.96)	1:25.45 (32.88)	1:58.54 (33.09)	2:31.81 (33.27)		3:05.64 (33.83)	3:39.49 (33.85)		
	O	31	OGAWA Shohya					JPN	7:11.94			5
			19.73 (19.73)	51.78 (32.05)	1:24.43 (32.65)	1:57.48 (33.05)	2:30.94 (33.46)		3:04.81 (33.87)	3:38.86 (34.05)		
			6:02.08 (36.24)	6:39.22 (37.14)	7:16.61 (37.39)							

Legend:					
*	Marks a record as of the time recorded, that was later surpassed	=	Equal sign indicates that two or more skaters share the same rank	DSQ	Disqualified
I	Inner lane	No.	Start number	O	Outer lane
UR	Universiade Record	WR	World Record		

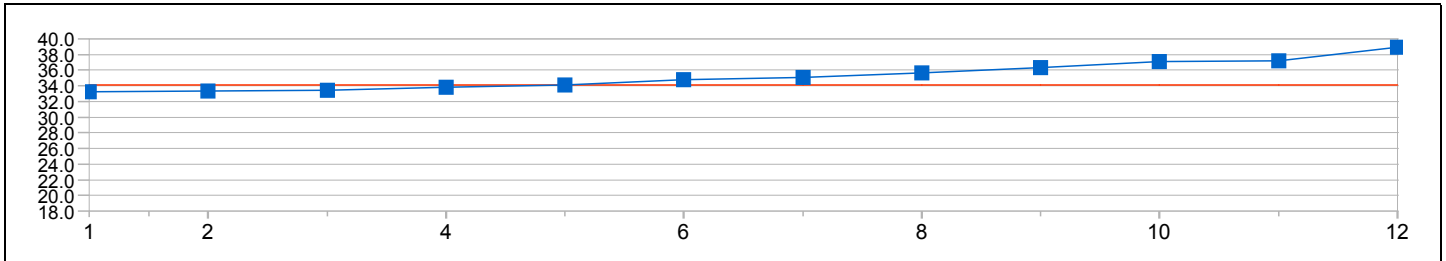




Distance Analysis - Graphical

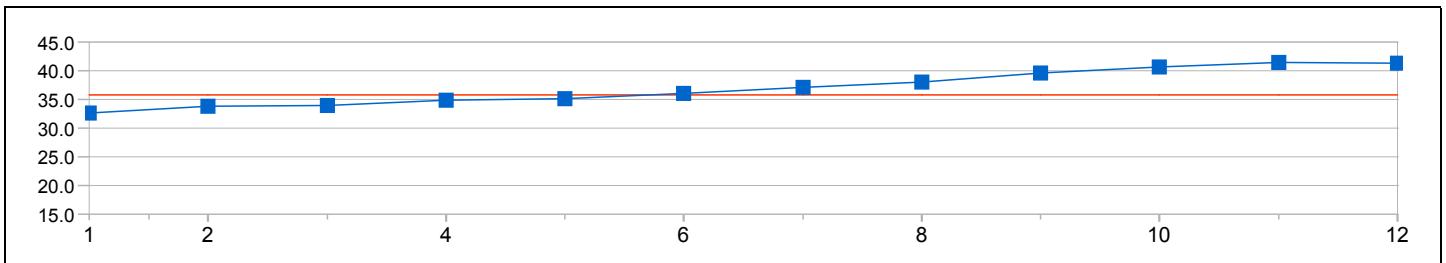
LIGTENBERG Ronald Marinus
7:23.63 (12)

(NED)
Average: 34.13
38.92 - 20.39 = 18.53



PALKA Szymon Edward
7:45.11 (22)

(POL)
Average: 35.78
41.46 - 20.48 = 20.98





Distance Analysis - Graphical

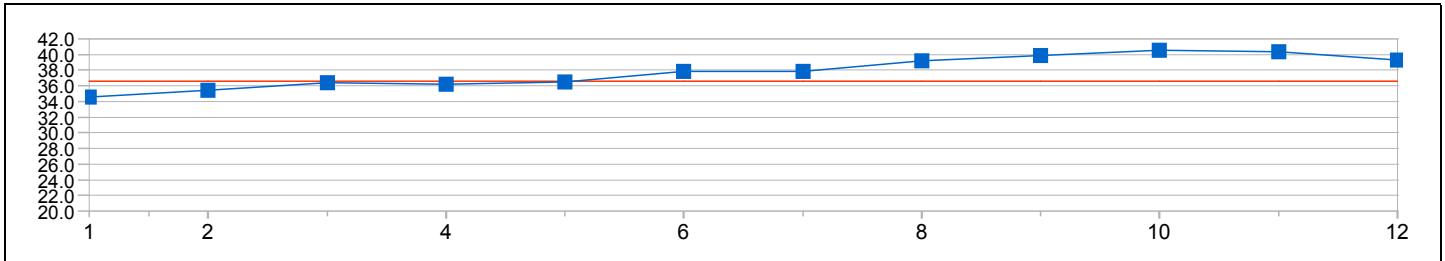
LUIK Aleks

7:55.37 (25)

(EST)

Average: 36.57

40.57 - 21.18 = 19.39



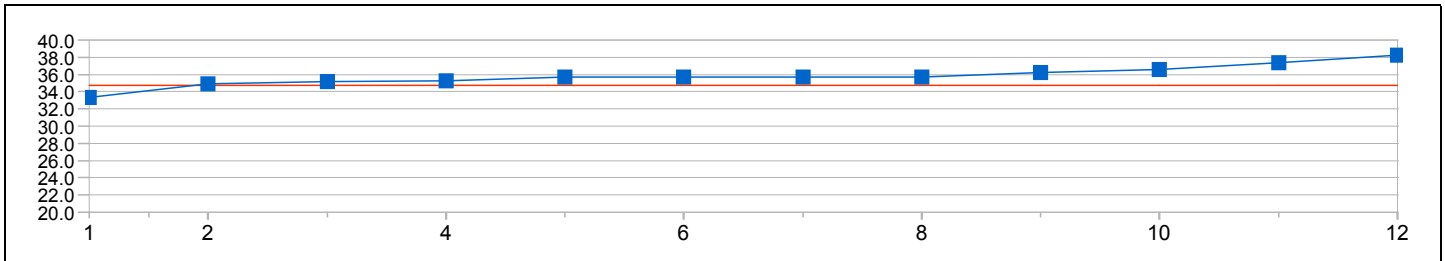
STAROSTIN Mikhail

7:31.14 (19)

(RUS)

Average: 34.70

38.27 - 21.10 = 17.17

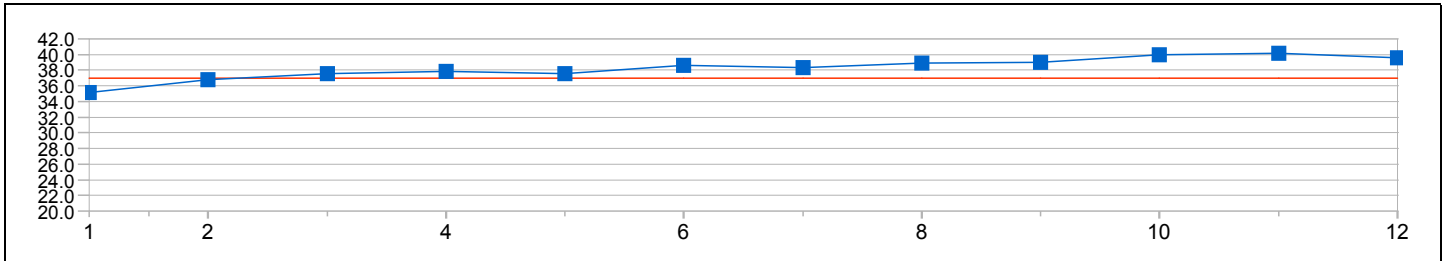




Distance Analysis - Graphical

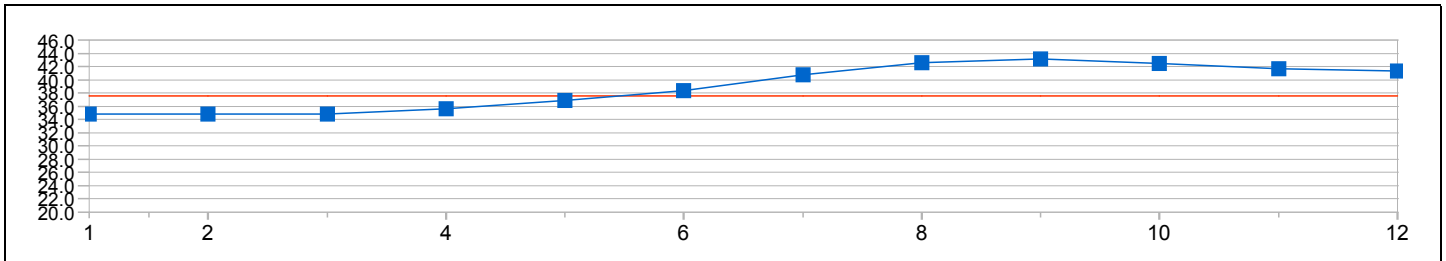
MILLER Nathan
8:01.13 (26)

(USA)
Average: 37.01
40.16 - 21.76 = 18.40



NOKHRIN Maksim
8:08.43 (27)

(RUS)
Average: 37.57
43.11 - 21.23 = 21.88

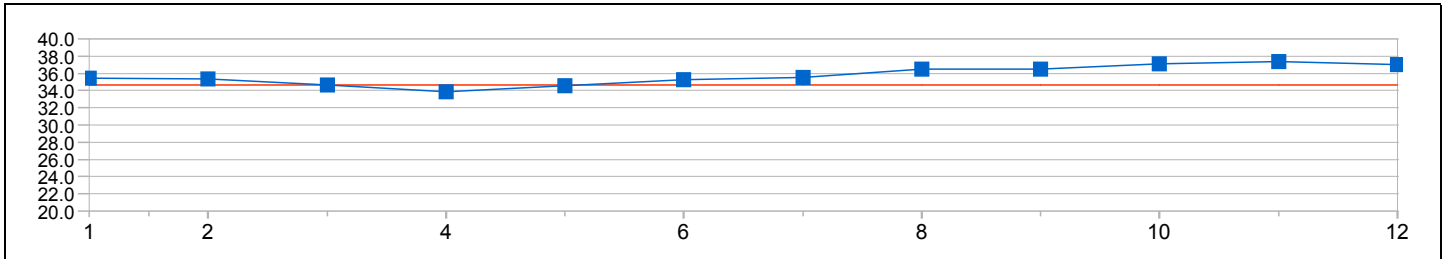




Distance Analysis - Graphical

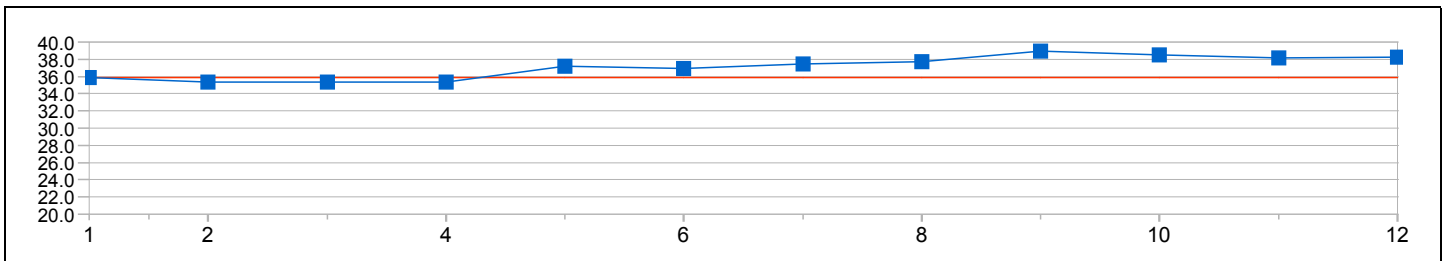
KIRPICHNIK Aliaksei (BLR)
7:30.39 (18)

(BLR)
Average: 34.65
37.36 - 21.24 = 16.12



HARTMAN Steven (USA)
7:46.91 (24)

(USA)
Average: 35.92
38.91 - 21.76 = 17.15

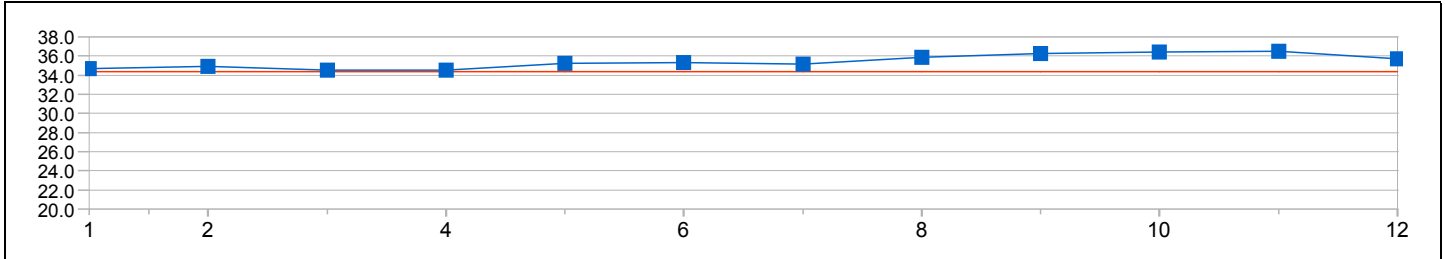




Distance Analysis - Graphical

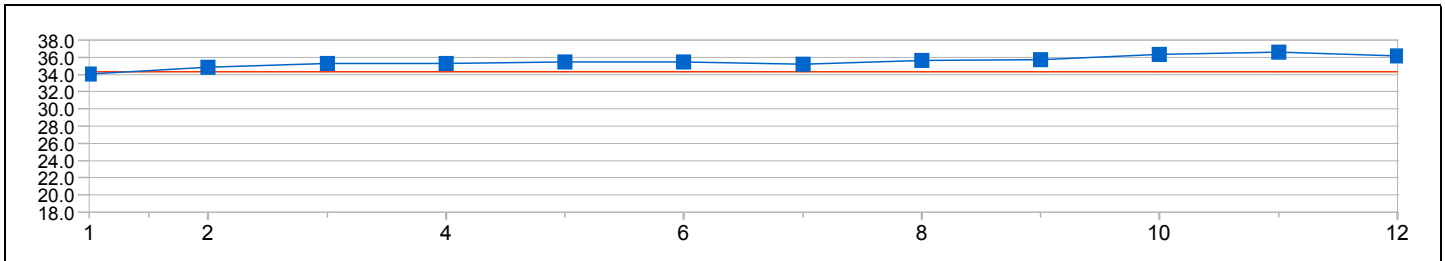
OSTASZEWSKI Michal (POL)
7:26.92 (16)

(POL)
Average: 34.38
36.52 - 21.71 = 14.81



ANDREYEV Fedor (KAZ)
7:26.57 (14)

(KAZ)
Average: 34.35
36.59 - 20.68 = 15.91

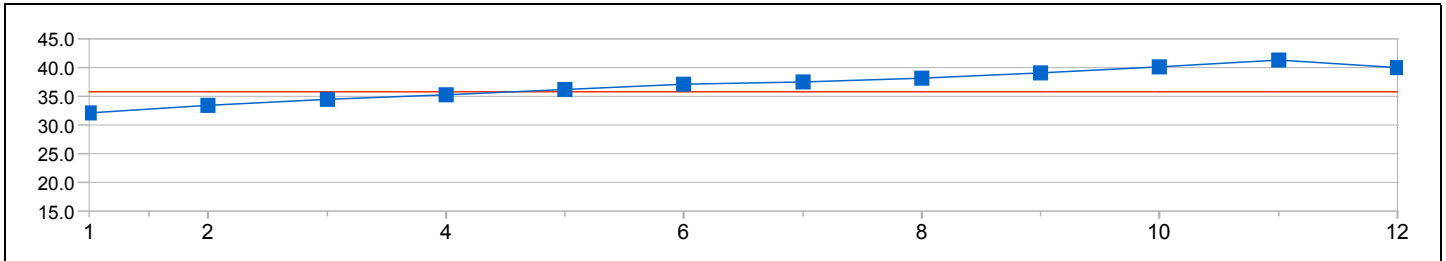




Distance Analysis - Graphical

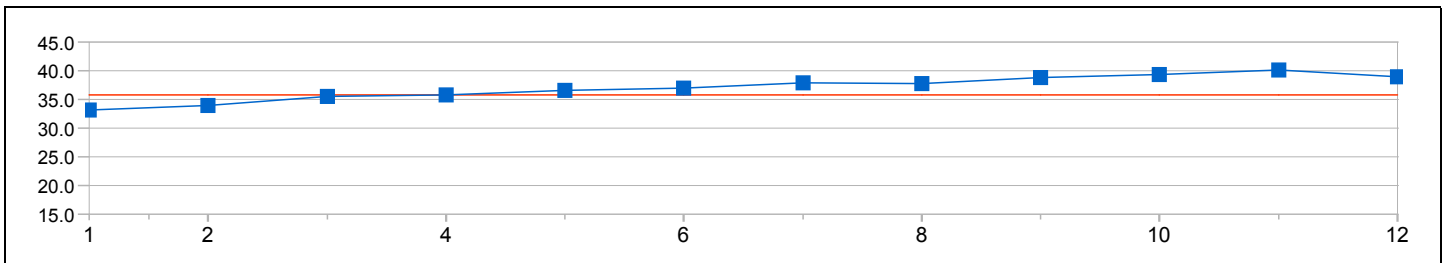
GRUBEN Robin Nicolai Oppi
7:44.51 (21)

(NOR)
Average: 35.73
41.38 - 19.95 = 21.43



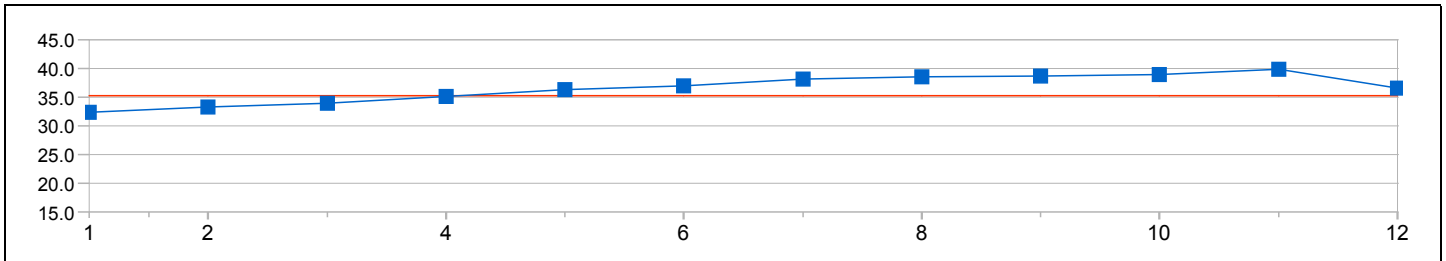
MELINE Thomas
7:45.81 (23)

(FRA)
Average: 35.83
40.12 - 20.85 = 19.27



ZHU Jiayao
7:38.93 (20)

(CHN)
Average: 35.30
39.91 - 20.16 = 19.75

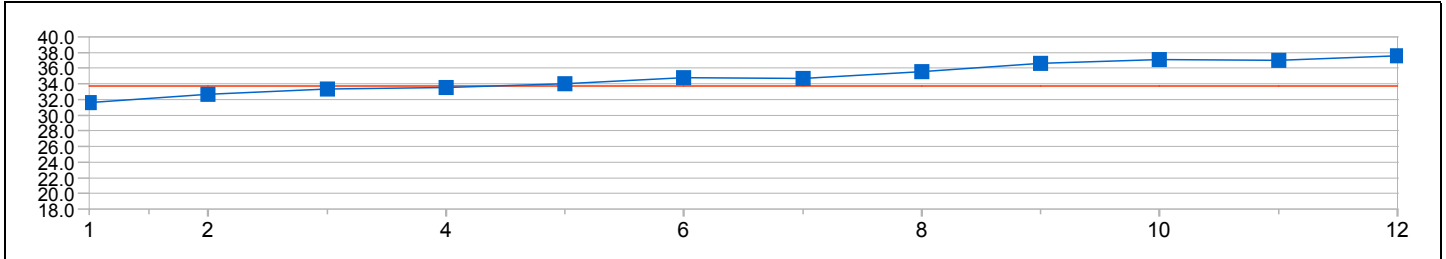




Distance Analysis - Graphical

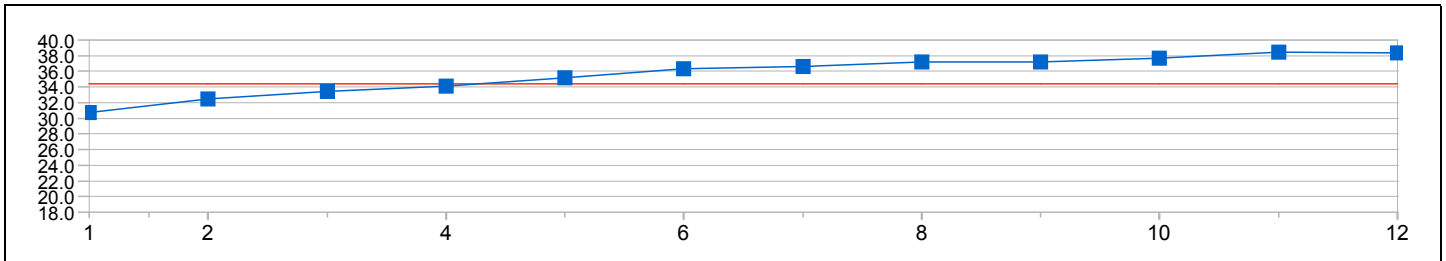
RAZORENOV Aleksandr
7:18.13 (8)

(RUS)
Average: 33.70
37.60 - 19.55 = 18.05



TUERSONGHAN Dasituer
7:27.44 (17)

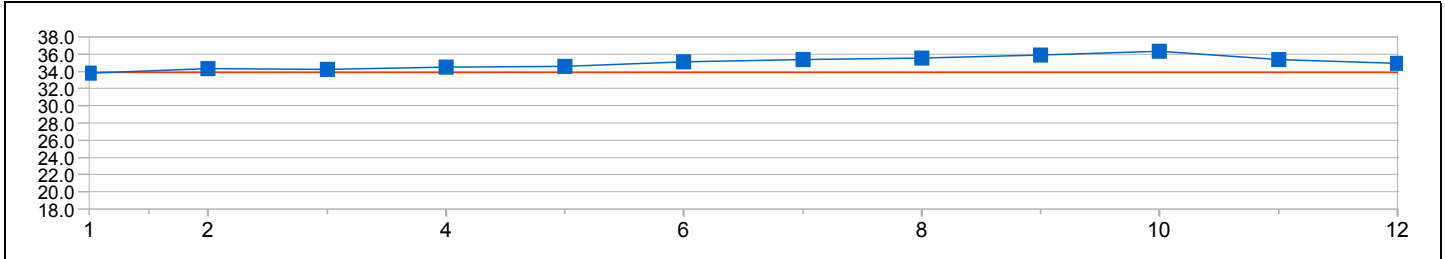
(CHN)
Average: 34.42
38.48 - 19.69 = 18.79



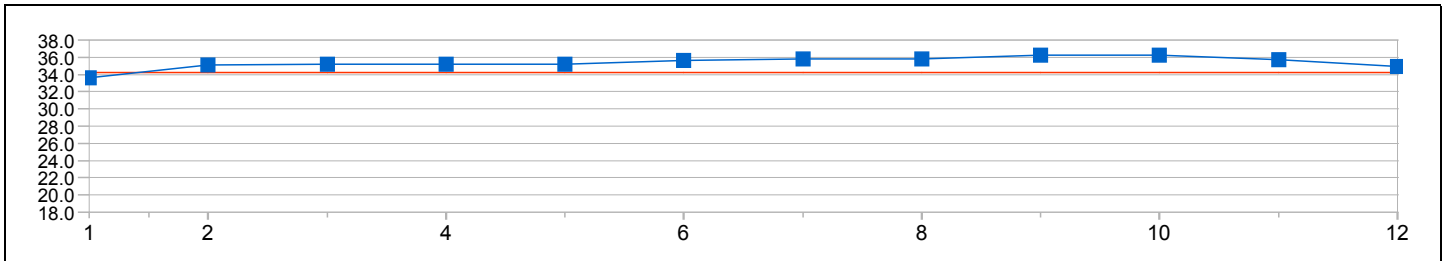


Distance Analysis - Graphical

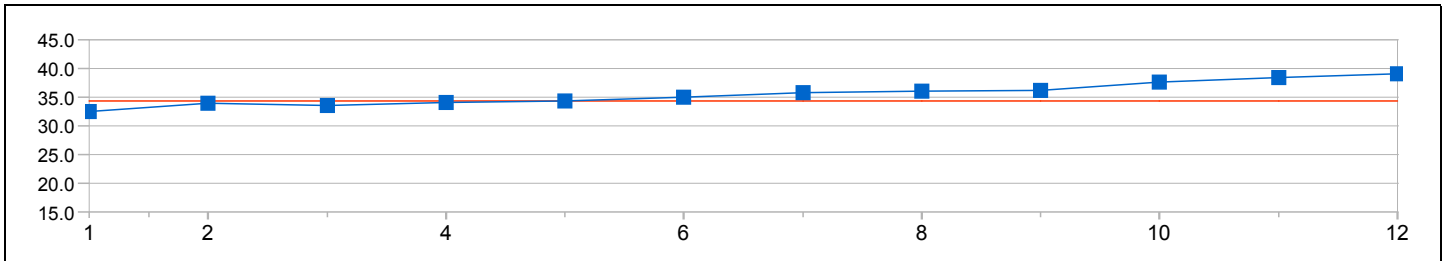
BACHANEK Marcin (POL)
 7:20.48 (9)
 Average: 33.88
 36.31 - 20.53 = 15.78



WANG Shiwei (CHN)
 7:25.42 (13)
 Average: 34.26
 36.24 - 20.71 = 15.53



SERGIYENKO Artur (KAZ)
 7:26.72 (15)
 Average: 34.36
 39.14 - 19.94 = 19.20

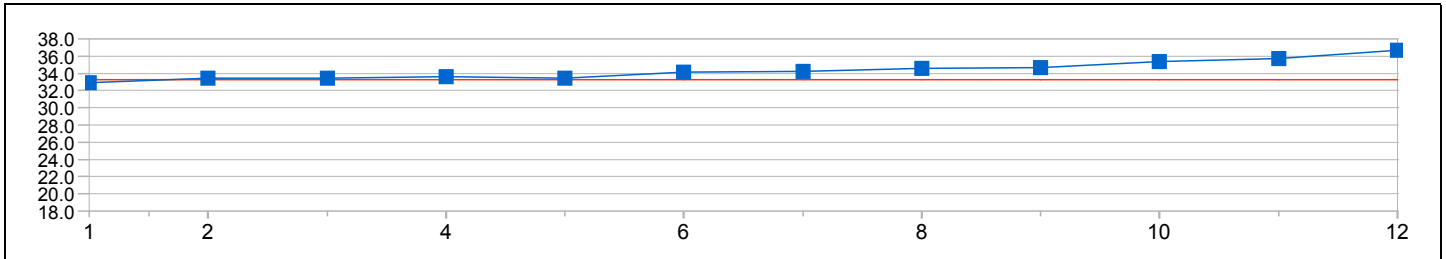




Distance Analysis - Graphical

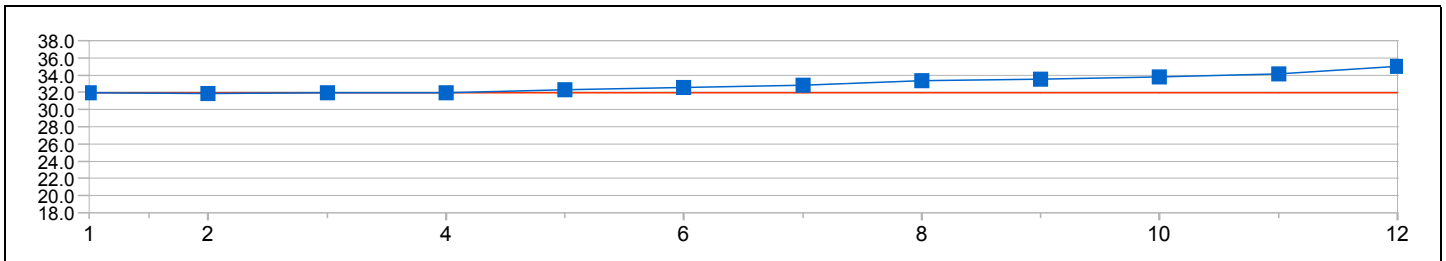
VREUGDENHIL Jacob Gerard
7:12.50 (6)

(NED)
Average: 33.27
36.67 - 20.18 = 16.49



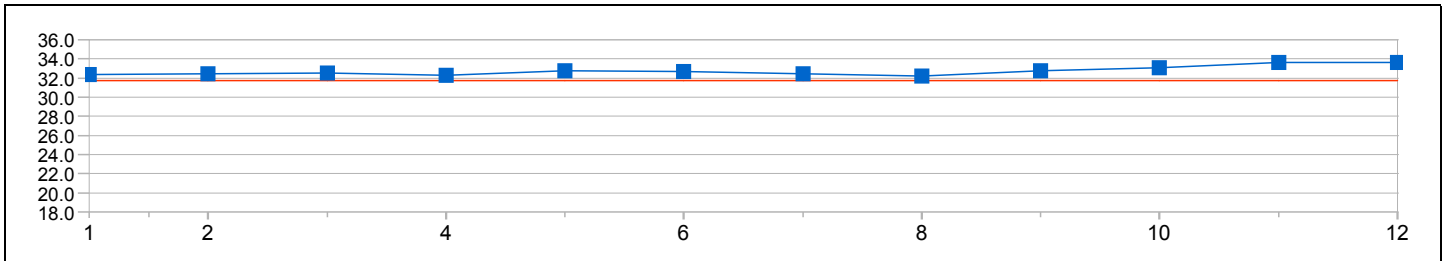
HEIDEGGER Linus
6:55.46 (3)

(AUT)
Average: 31.96
35.06 - 20.15 = 14.91



ICHINOHE Seitaro
6:52.94 (2)

(JPN)
Average: 31.76
33.66 - 20.07 = 13.59

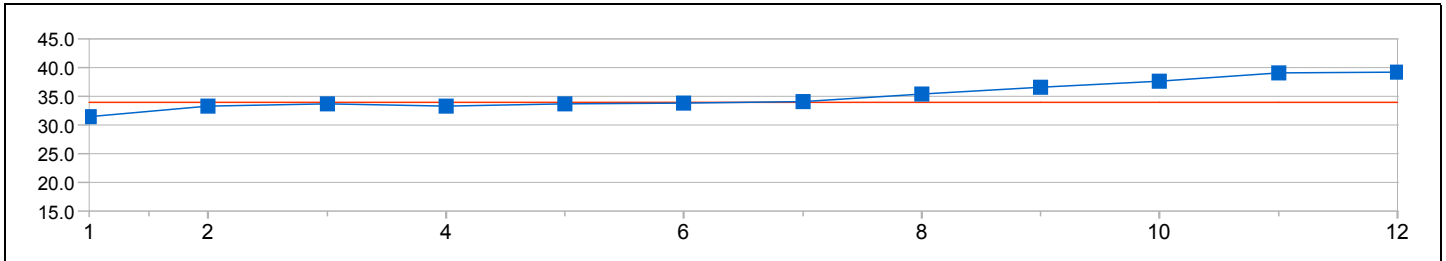




Distance Analysis - Graphical

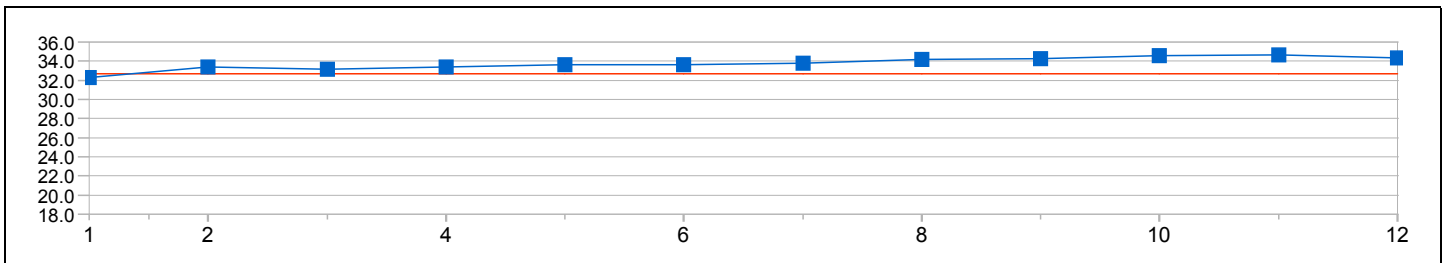
OH Hyunmin
7:21.00 (10)

(KOR)
Average: 33.92
39.25 - 19.73 = 19.52



OBAYASHI Masahito
7:05.05 (4)

(JPN)
Average: 32.70
34.64 - 19.75 = 14.89

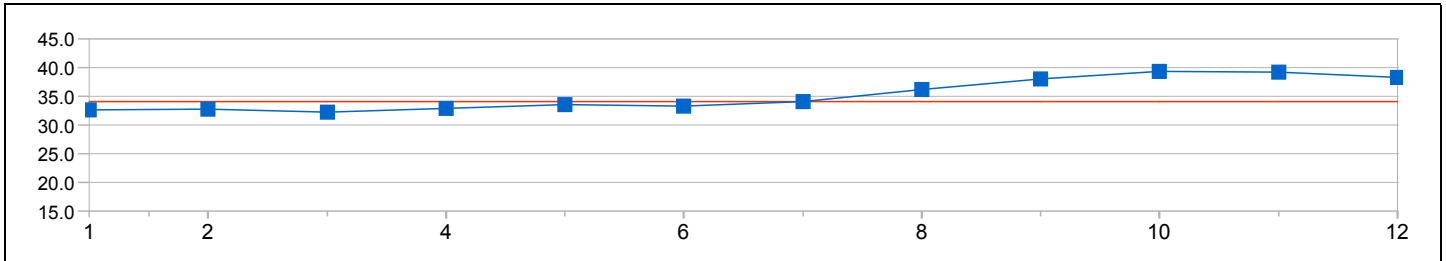




Distance Analysis - Graphical

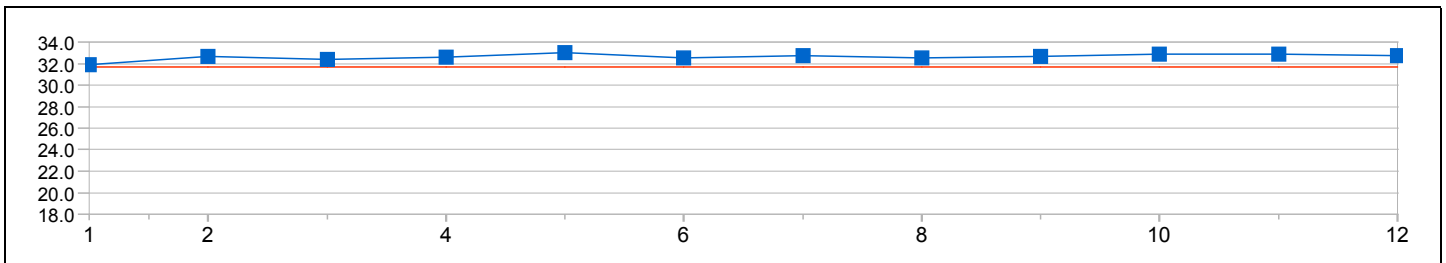
LEE Jinyeong (11)
7:22.63

(KOR)
Average: 34.05
39.37 - 20.12 = 19.25



GHIOTTO Davide (1)
6:51.64

(ITA)
Average: 31.66
33.00 - 20.10 = 12.90

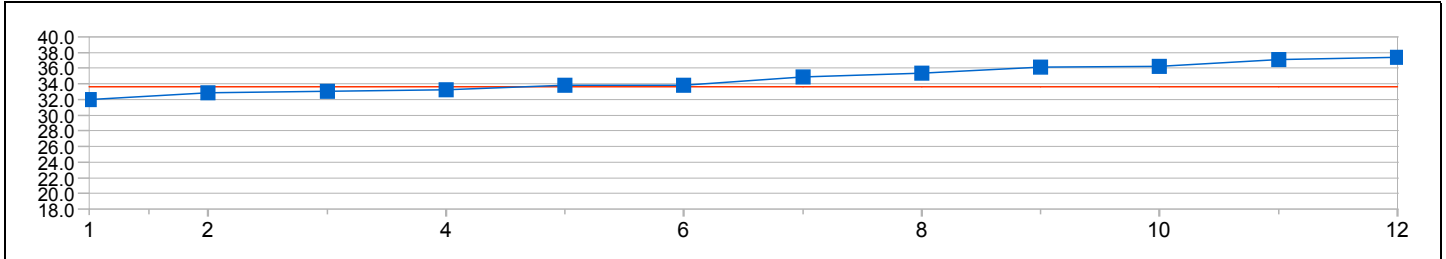




Distance Analysis - Graphical

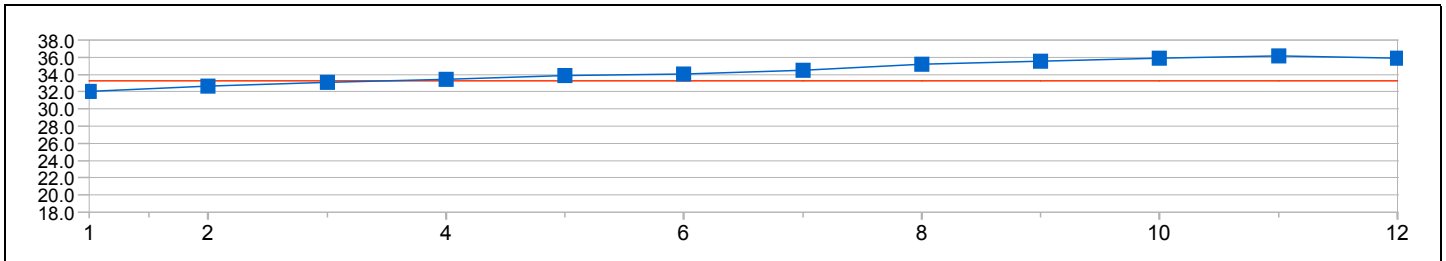
MOON Hyunwoong
7:16.61 (7)

(KOR)
Average: 33.59
37.39 - 20.61 = 16.78



OGAWA Shohya
7:11.94 (5)

(JPN)
Average: 33.23
36.12 - 19.73 = 16.39





Almaty 2017
28th WINTER UNIVERSIADE

Medeu High-Mountain Ice Rink

TUE 31 JAN 2017
Start Time 13:30
End Time 16:00

Speed Skating

Men's 5000m



Ice and Climatic Conditions

As of TUE 31 JAN 2017

	Session 1	
	Start	End
Time	13:30	15:40
Pair Number	1	15
Air Temperature	-1.0°C / 30°F	-1.0°C / 30°F
Ice Temperature	-5.6°C / 22°F	-5.6°C / 22°F
Humidity	98 %	90 %
Air Pressure	1,028 hPa	1,027 hPa





Almaty 2017

28TH WINTER UNIVERSIADE



SPEED SKATING

Men's 10,000m



Start List

REVISED
4 FEB 13:23

WR	12:36.30	BLOEMEN Ted-Jan (CAN)	21 NOV 2015	Salt Lake City (USA)
UR	13:28.42	OOIJEVAAR Mark (NED)	22 JAN 2007	Torino (ITA)

Pair	Lane	No.	Name	Country Code
1	I	19	MELINE Thomas	FRA
	O	97	STAROSTIN Mikhail	RUS
2	I	33	ANDREYEV Fedor	KAZ
	O	108	TYLKA Daniel	POL
3	I	82	OSTASZEWSKI Michal	POL
	O	7	KIRPICHNIK Aliaksei	BLR
4	I	45	SERGIYENKO Artur	KAZ
	O	48	KIM Dohyoung	KOR
5	I			
	O	81	BACHANEK Marcin	POL
6	I	31	OGAWA Shohya	JPN
	O	58	MOON Hyunwoong	KOR
7	I	21	GHIOTTO Davide	ITA
	O	2	HEIDEGGER Linus	AUT
8	I	25	ICHINOHE Seitaro	JPN
	O	30	OBAYASHI Masahito	JPN

Legend:					
I	Inner lane	No.	Start Number	O	Outer lane
UR	Universiade Record	WDR	Withdrawn	WR	World Record

updated start list following withdrawals





Results

WR	12:36.30	BLOEMEN Ted-Jan (CAN)	21 NOV 2015	Salt Lake City (USA)
UR	13:28.42	OOIJEVAAR Mark (NED)	22 JAN 2007	Torino (ITA)

ISU Officials:	
Starter	FALK Rune Ake Arne (SWE)

Rank	No.	Name	Country Code	Pair	Lane	Time	Gap	Note
1	21	GHIOTTO Davide	ITA	7	I	13:48.12	0.00	
2	30	OBAYASHI Masahito	JPN	8	O	14:24.95	36.83	
3	58	MOON Hyunwoong	KOR	6	O	14:26.00	37.88	
4	31	OGAWA Shohya	JPN	6	I	14:27.96	39.84	
5	2	HEIDEGGER Linus	AUT	7	O	14:32.72	44.60	
6	81	BACHANEK Marcin	POL	5	O	14:55.40	1:07.28	
7	45	SERGIYENKO Artur	KAZ	4	I	15:01.33	1:13.21	
8	7	KIRPICHNIK Aliaksei	BLR	3	O	15:02.82	1:14.70	
9	48	KIM Dohyoung	KOR	4	O	15:03.76	1:15.64	
10	82	OSTASZEWSKI Michal	POL	3	I	15:04.76	1:16.64	
11	33	ANDREYEV Fedor	KAZ	2	I	15:16.29	1:28.17	
12	97	STAROSTIN Mikhail	RUS	1	O	15:27.01	1:38.89	
13	19	MELINE Thomas	FRA	1	I	15:28.28	1:40.16	
	108	TYLKA Daniel	POL	2	O	DNF		
	25	ICHINOHE Seitaro	JPN	8	I	DSQ		
	57	LEE Jinyeong	KOR			WDR		
	77	VREUGDENHIL Jacob Gerard	NED			WDR		
	79	FURNEE Anders Bjerkreim	NOR			WDR		

Legend:					
DNF	Did Not Finish	DSQ	Disqualified	I	Inner lane
No.	Start number	O	Outer lane	UR	Universiade Record
WDR	Withdrawn	WR	World Record		

Competitor 25 ICHINOHE Seitaro has been disqualified according to rule 253 paragraph 3.



Almaty 2017
28th WINTER UNIVERSIADE

Medeu High-Mountain Ice Rink

SAT 4 FEB 2017

Speed Skating

Men's 10000m



Distance Analysis in Pairs

WR	12:36.30	BLOEMEN Ted-Jan (CAN)	21 NOV 2015	Salt Lake City (USA)
UR	13:28.42	OOIJEVAAR Mark (NED)	22 JAN 2007	Torino (ITA)
WR:				
UR:				
WR:				
UR:				
WR:				
UR:				

Pair	Lane	No.	Name					Country Code	Time		Note	Rank
			Split Time	Lap Time	Split Time	Lap Time	Split Time		Lap Time	Split Time		
		57	LEE Jinyeong					KOR			WDR	
		77	VREUGDENHIL Jacob Gerard					NED			WDR	
		79	FURNEE Anders Bjerkreim					NOR			WDR	
1	I	19	MELINE Thomas					FRA	15:28.28			13
			40.61	(40.61)	1:16.46	(35.85)	1:52.96	(36.50)	2:29.51	(36.55)	3:06.23	(36.72)
			3:42.84	(36.61)	4:19.88	(37.04)	4:56.78	(36.90)	5:33.68	(36.90)	6:09.97	(36.29)
			6:47.32	(37.35)	7:24.26	(36.94)	8:01.82	(37.56)	8:38.66	(36.84)	9:15.61	(36.95)
			9:52.51	(36.90)	10:29.80	(37.29)	11:06.75	(36.95)	11:43.96	(37.21)	12:21.47	(37.51)
			12:58.98	(37.51)	13:35.82	(36.84)	14:13.23	(37.41)	14:50.98	(37.75)	15:28.28	(37.30)
	O	97	STAROSTIN Mikhail					RUS	15:27.01			12
			40.34	(40.34)	1:16.88	(36.54)	1:52.78	(35.90)	2:29.71	(36.93)	3:06.17	(36.46)
			3:43.12	(36.95)	4:19.61	(36.49)	4:56.85	(37.24)	5:33.29	(36.44)	6:10.00	(36.71)
			6:46.66	(36.66)	7:23.99	(37.33)	8:00.82	(36.83)	8:37.71	(36.89)	9:14.59	(36.88)
			9:51.48	(36.89)	10:28.37	(36.89)	11:05.24	(36.87)	11:42.05	(36.81)	12:19.13	(37.08)
			12:56.09	(36.96)	13:32.89	(36.80)	14:10.39	(37.50)	14:48.22	(37.83)	15:27.01	(38.79)
2	I	33	ANDREYEV Fedor					KAZ	15:16.29			11
			38.68	(38.68)	1:15.07	(36.39)	1:51.71	(36.64)	2:27.55	(35.84)	3:03.24	(35.69)
			3:39.38	(36.14)	4:15.19	(35.81)	4:51.39	(36.20)	5:27.84	(36.45)	6:04.48	(36.64)
			6:41.42	(36.94)	7:18.55	(37.13)	7:55.62	(37.07)	8:33.30	(37.68)	9:10.24	(36.94)
			9:47.35	(37.11)	10:24.85	(37.50)	11:03.04	(38.19)	11:41.19	(38.15)	12:18.68	(37.49)
			12:55.27	(36.59)	13:31.35	(36.08)	14:06.94	(35.59)	14:42.50	(35.56)	15:16.29	(33.79)
	O	108	TYLKA Daniel					POL			DNF	
			38.49	(38.49)	1:13.08	(34.59)	1:49.12	(36.04)	2:25.76	(36.64)	3:02.38	(36.62)
			3:39.52	(37.14)	4:17.26	(37.74)	4:54.87	(37.61)	5:32.77	(37.90)	6:10.78	(38.01)
			6:49.46	(38.68)	7:28.21	(38.75)						





Distance Analysis in Pairs

Pair	Lane	No.	Name					Country Code	Time	Note	Rank
			Split Time	Lap Time	Split Time	Lap Time	Split Time				
3	I	82	OSTASZEWSKI Michal					POL	15:04.76		10
			39.92 (39.92)	1:15.61 (35.69)	1:51.37 (35.76)	2:26.86 (35.49)	3:01.91 (35.05)				
			3:37.12 (35.21)	4:12.73 (35.61)	4:48.94 (36.21)	5:24.96 (36.02)	6:01.39 (36.43)				
			6:37.32 (35.93)	7:13.09 (35.77)	7:49.09 (36.00)	8:25.39 (36.30)	9:01.50 (36.11)				
			9:38.21 (36.71)	10:14.78 (36.57)	10:51.86 (37.08)	11:28.54 (36.68)	12:04.91 (36.37)				
			12:41.63 (36.72)	13:17.96 (36.33)	13:53.92 (35.96)	14:29.29 (35.37)	15:04.76 (35.47)				
	O	7	KIRPICHNIK Aliaksei					BLR	15:02.82		8
			40.97 (40.97)	1:17.04 (36.07)	1:53.19 (36.15)	2:29.38 (36.19)	3:04.91 (35.53)				
			3:40.55 (35.64)	4:16.68 (36.13)	4:52.46 (35.78)	5:28.27 (35.81)	6:04.41 (36.14)				
			6:40.54 (36.13)	7:16.09 (35.55)	7:52.04 (35.95)	8:28.01 (35.97)	9:03.76 (35.75)				
			9:40.01 (36.25)	10:15.81 (35.80)	10:52.73 (36.92)	11:28.83 (36.10)	12:04.78 (35.95)				
			12:40.72 (35.94)	13:17.06 (36.34)	13:53.04 (35.98)	14:28.91 (35.87)	15:02.82 (33.91)				
4	I	45	SERGIYENKO Artur					KAZ	15:01.33		7
			38.07 (38.07)	1:13.02 (34.95)	1:47.49 (34.47)	2:22.64 (35.15)	2:57.53 (34.89)				
			3:32.65 (35.12)	4:08.20 (35.55)	4:43.76 (35.56)	5:19.59 (35.83)	5:55.88 (36.29)				
			6:32.68 (36.80)	7:08.59 (35.91)	7:44.88 (36.29)	8:21.35 (36.47)	8:58.21 (36.86)				
			9:34.79 (36.58)	10:11.43 (36.64)	10:48.14 (36.71)	11:23.49 (35.35)	11:59.16 (35.67)				
			12:35.25 (36.09)	13:11.61 (36.36)	13:48.39 (36.78)	14:25.38 (36.99)	15:01.33 (35.95)				
	O	48	KIM Dohyoung					KOR	15:03.76		9
			37.94 (37.94)	1:11.66 (33.72)	1:46.47 (34.81)	2:21.40 (34.93)	2:56.42 (35.02)				
			3:31.52 (35.10)	4:07.30 (35.78)	4:42.91 (35.61)	5:18.64 (35.73)	5:54.69 (36.05)				
			6:31.74 (37.05)	7:08.62 (36.88)	7:45.57 (36.95)	8:23.59 (38.02)	9:00.46 (36.87)				
			9:36.89 (36.43)	10:13.59 (36.70)	10:49.99 (36.40)	11:26.22 (36.23)	12:02.45 (36.23)				
			12:39.08 (36.63)	13:15.87 (36.79)	13:52.63 (36.76)	14:28.69 (36.06)	15:03.76 (35.07)				
5	O	81	BACHANEK Marcin					POL	14:55.40		6
			38.72 (38.72)	1:13.10 (34.38)	1:47.89 (34.79)	2:22.44 (34.55)	2:57.82 (35.38)				
			3:32.55 (34.73)	4:07.66 (35.11)	4:43.21 (35.55)	5:18.69 (35.48)	5:54.15 (35.46)				
			6:29.84 (35.69)	7:05.57 (35.73)	7:41.26 (35.69)	8:17.11 (35.85)	8:53.06 (35.95)				
			9:29.22 (36.16)	10:05.33 (36.11)	10:41.41 (36.08)	11:17.44 (36.03)	11:53.64 (36.20)				
			12:29.88 (36.24)	13:05.49 (36.61)	13:43.19 (36.70)	14:19.82 (36.63)	14:55.40 (35.58)				
6	I	31	OGAWA Shohya					JPN	14:27.96		4
			37.68 (37.68)	1:11.72 (34.04)	1:46.25 (34.53)	2:20.57 (34.32)	2:54.60 (34.03)				
			3:29.07 (34.47)	4:03.85 (34.78)	4:38.47 (34.62)	5:13.24 (34.77)	5:47.91 (34.67)				
			6:22.36 (34.45)	6:56.71 (34.35)	7:31.08 (34.37)	8:05.68 (34.60)	8:40.17 (34.49)				
			9:14.81 (34.64)	9:49.39 (34.58)	10:23.69 (34.30)	10:57.96 (34.27)	11:32.69 (34.73)				
			12:07.64 (34.95)	12:42.71 (35.07)	13:17.70 (34.99)	13:52.81 (35.11)	14:27.96 (35.15)				
	O	58	MOON Hyunwoong					KOR	14:26.00		3
			37.94 (37.94)	1:12.48 (34.54)	1:46.65 (34.17)	2:21.83 (35.18)	2:55.81 (33.98)				
			3:29.77 (33.96)	4:04.30 (34.53)	4:39.14 (34.84)	5:13.71 (34.57)	5:48.90 (35.19)				
			6:23.10 (34.20)	6:57.42 (34.32)	7:31.74 (34.32)	8:06.85 (35.11)	8:41.53 (34.68)				
			9:16.33 (34.80)	9:51.09 (34.76)	10:25.72 (34.63)	11:00.72 (35.00)	11:36.07 (35.35)				
			12:11.39 (35.32)	12:46.06 (34.67)	13:20.90 (34.84)	13:53.27 (32.37)	14:26.00 (32.73)				





Distance Analysis in Pairs

Pair	Lane	No.	Name						Country Code	Time	Note	Rank
		Split Time	Lap Time	Split Time	Lap Time	Split Time	Lap Time	Split Time	Lap Time	Split Time	Lap Time	
7	I	21	GHIOTTO Davide						ITA	13:48.12		1
			36.31 (36.31)	1:09.03 (32.72)	1:42.25 (33.22)	2:15.07 (32.82)	2:47.81 (32.74)	(32.74)				
			3:20.61 (32.80)	3:53.61 (33.00)	4:26.30 (32.69)	4:59.10 (32.80)	5:32.10 (33.00)	(33.00)				
			6:05.10 (33.00)	6:38.17 (33.07)	7:11.26 (33.09)	7:44.32 (33.06)	8:17.35 (33.03)	(33.03)				
			8:49.95 (32.60)	9:22.20 (32.25)	9:55.02 (32.82)	10:28.18 (33.16)	11:01.25 (33.07)	(33.07)				
			11:34.50 (33.25)	12:07.78 (33.28)	12:41.04 (33.26)	13:14.55 (33.51)	13:48.12 (33.57)	(33.57)				
O		2	HEIDEGGER Linus						AUT	14:32.72		5
			37.15 (37.15)	1:10.14 (32.99)	1:43.36 (33.22)	2:16.92 (33.56)	2:50.08 (33.16)	(33.16)				
			3:23.43 (33.35)	3:56.78 (33.35)	4:30.38 (33.60)	5:03.94 (33.56)	5:37.96 (34.02)	(34.02)				
			6:11.96 (34.00)	6:46.20 (34.24)	7:20.97 (34.77)	7:55.98 (35.01)	8:31.14 (35.16)	(35.16)				
			9:06.15 (35.01)	9:41.46 (35.31)	10:17.38 (35.92)	10:53.95 (36.57)	11:30.76 (36.81)	(36.81)				
			12:07.52 (36.76)	12:43.60 (36.08)	13:19.98 (36.38)	13:56.58 (36.60)	14:32.72 (36.14)	(36.14)				
8	I	25	ICHINOHE Seitaro						JPN		DSQ	
			36.69 (36.69)	1:09.73 (33.04)	1:42.96 (33.23)	2:15.59 (32.63)	2:48.79 (33.20)	(33.20)				
			3:22.42 (33.63)	3:56.08 (33.66)	4:29.55 (33.47)	5:03.34 (33.79)	5:37.67 (34.33)	(34.33)				
			6:11.87 (34.20)	6:46.25 (34.38)	7:20.61 (34.36)	7:55.04 (34.43)	8:29.62 (34.58)	(34.58)				
			9:04.81 (35.19)	9:40.37 (35.56)	10:15.48 (35.11)	10:50.56 (35.08)	11:25.72 (35.16)	(35.16)				
			11:59.24 (33.52)	12:33.53 (34.29)	13:08.37 (34.84)	13:42.60 (34.23)	14:17.53 (34.93)	(34.93)				
O		30	OBAYASHI Masahito						JPN	14:24.95		2
			37.03 (37.03)	1:10.75 (33.72)	1:44.58 (33.83)	2:18.79 (34.21)	2:53.02 (34.23)	(34.23)				
			3:27.20 (34.18)	4:01.84 (34.64)	4:36.57 (34.73)	5:11.01 (34.44)	5:45.63 (34.62)	(34.62)				
			6:20.34 (34.71)	6:54.98 (34.64)	7:29.50 (34.52)	8:04.21 (34.71)	8:38.98 (34.77)	(34.77)				
			9:13.95 (34.97)	9:48.67 (34.72)	10:23.56 (34.89)	10:58.54 (34.98)	11:33.46 (34.92)	(34.92)				
			12:08.06 (34.60)	12:42.23 (34.17)	13:16.74 (34.51)	13:51.06 (34.32)	14:24.95 (33.89)	(33.89)				

Legend:				
*	Marks a record as of the time recorded, that was later surpassed	=	Equal sign indicates that two or more skaters share the same rank	DNF Did Not Finish
DSQ	Disqualified	I	Inner lane	No. Start number
O	Outer lane	UR	Universiade Record	WDR Withdrawn
WR	World Record			

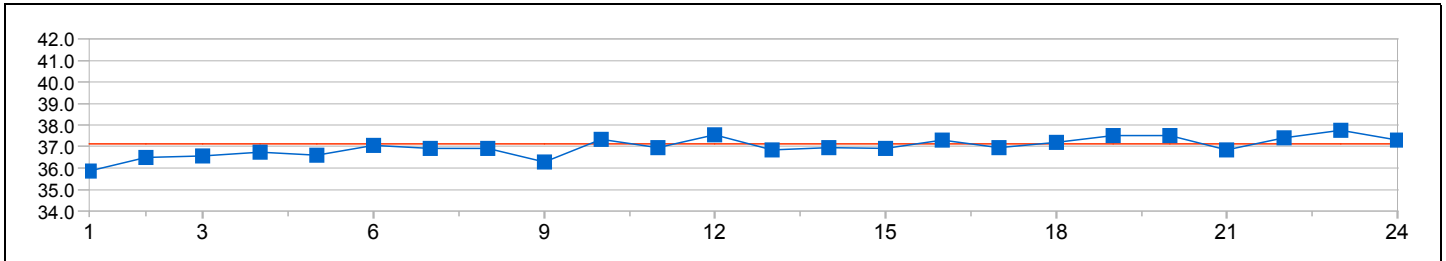




Distance Analysis - Graphical

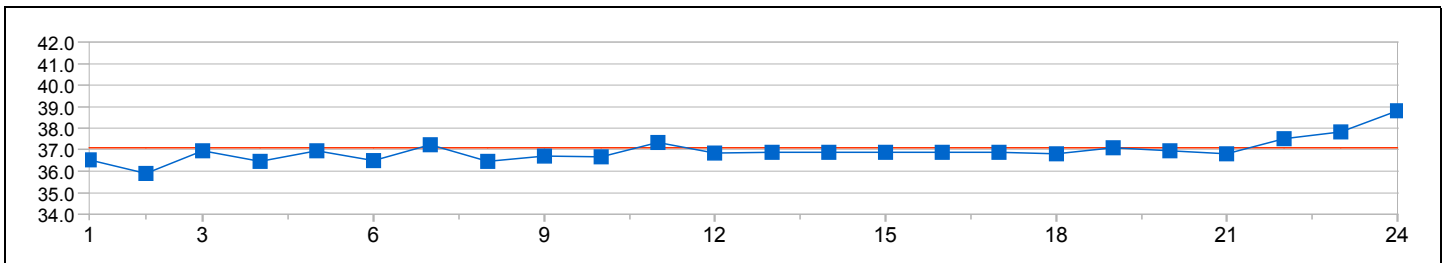
MELINE Thomas
15:28.28 (13)

(FRA)
Average: 37.13
40.61 - 35.85 = 4.76



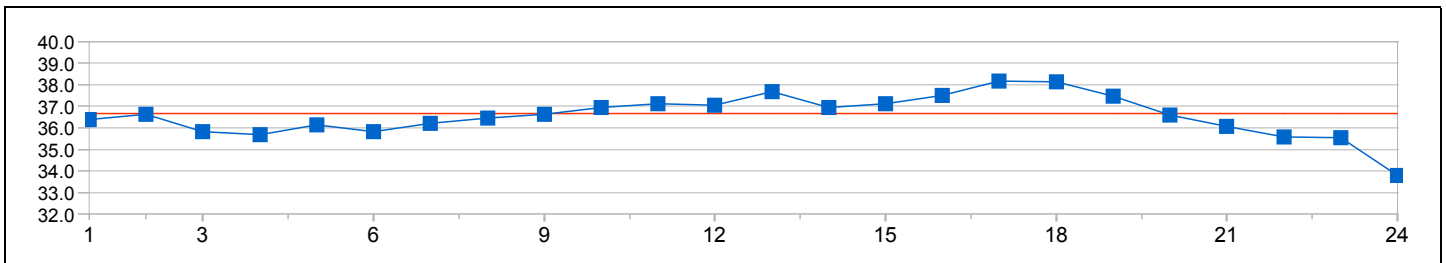
STAROSTIN Mikhail
15:27.01 (12)

(RUS)
Average: 37.08
40.34 - 35.90 = 4.44



ANDREYEV Fedor
15:16.29 (11)

(KAZ)
Average: 36.65
38.68 - 33.79 = 4.89

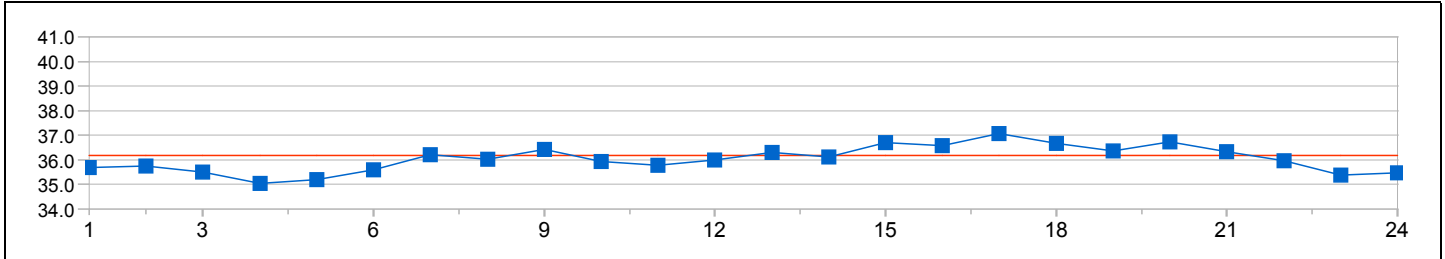




Distance Analysis - Graphical

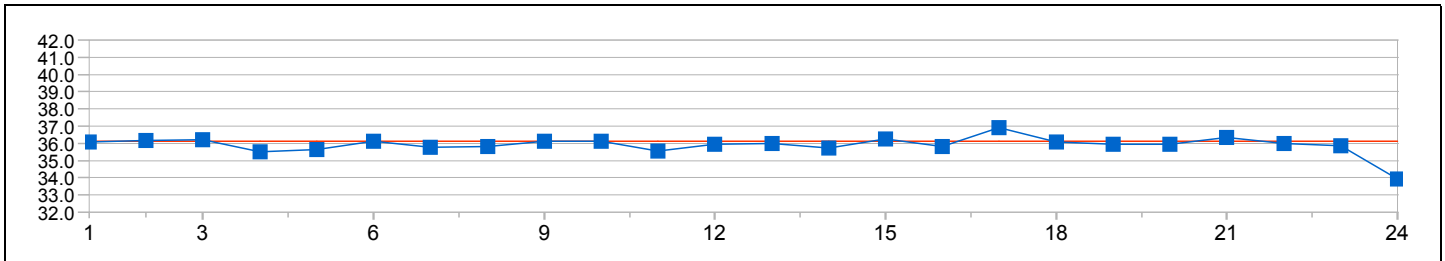
OSTASZEWSKI Michal (POL)
15:04.76 (10)

(POL)
Average: 36.19
39.92 - 35.05 = 4.87



KIRPICHNIK Aliaksei (BLR)
15:02.82 (8)

(BLR)
Average: 36.11
40.97 - 33.91 = 7.06

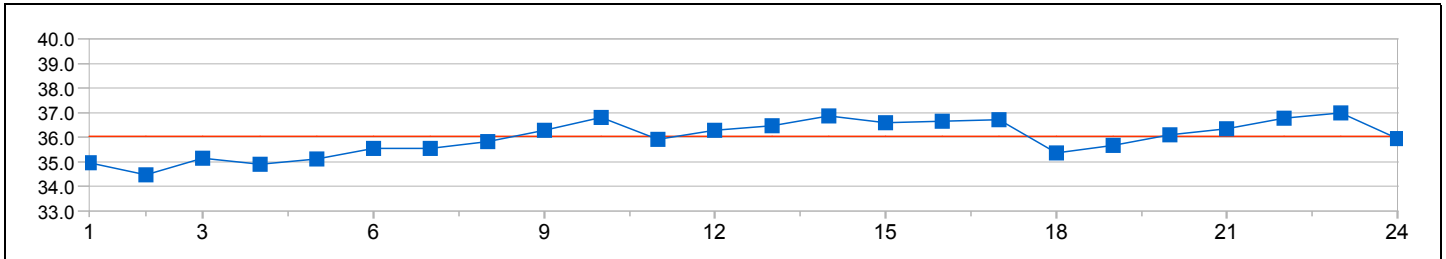




Distance Analysis - Graphical

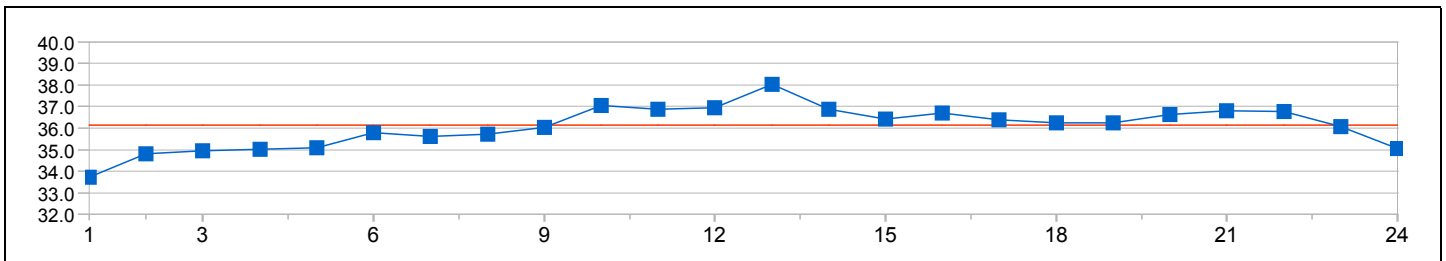
SERGIYENKO Artur (7)
15:01.33

(KAZ)
Average: 36.05
38.07 - 34.47 = 3.60



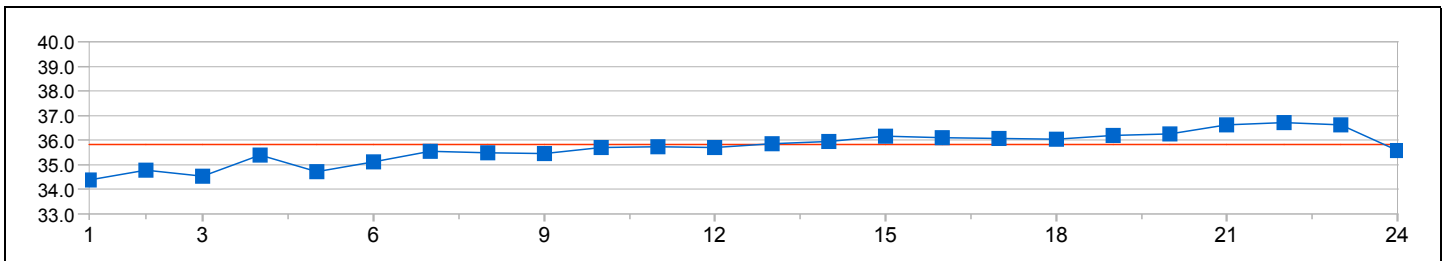
KIM Dohyoung (9)
15:03.76

(KOR)
Average: 36.15
38.02 - 33.72 = 4.30



BACHANEK Marcin (6)
14:55.40

(POL)
Average: 35.82
38.72 - 34.38 = 4.34

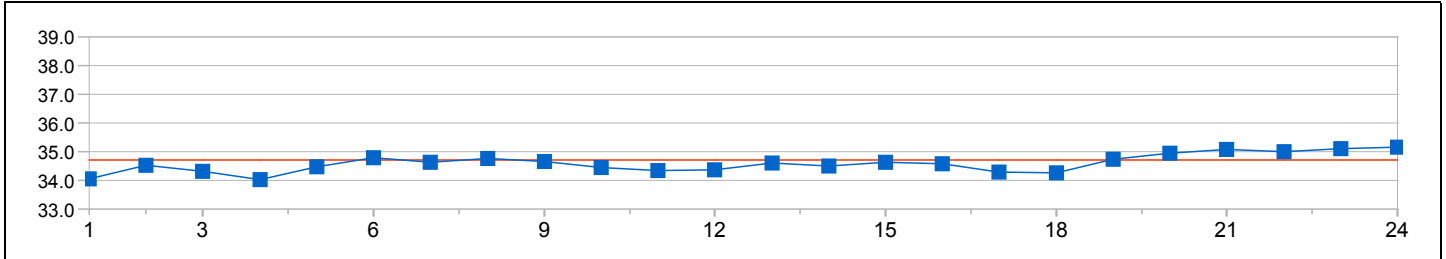




Distance Analysis - Graphical

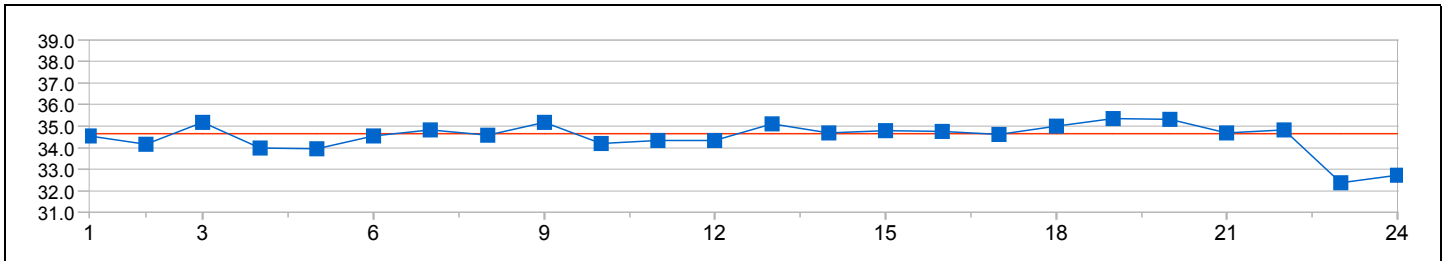
OGAWA Shohya
14:27.96 (4)

(JPN)
Average: 34.72
37.68 - 34.03 = 3.65



MOON Hyunwoong
14:26.00 (3)

(KOR)
Average: 34.64
37.94 - 32.37 = 5.57

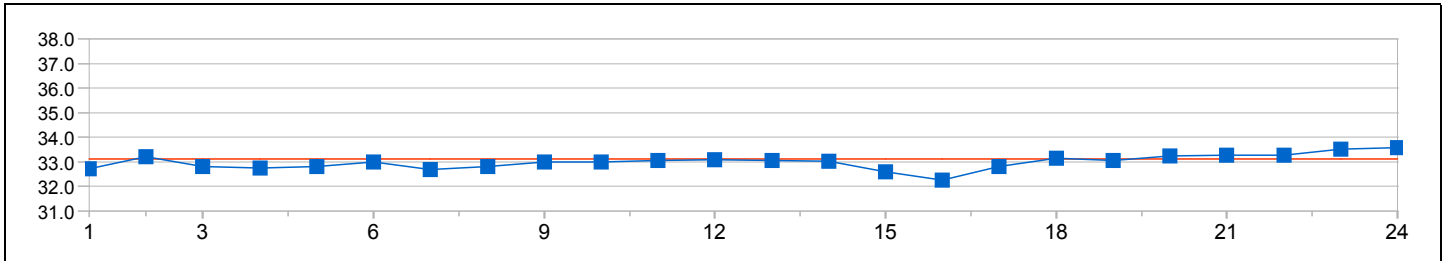




Distance Analysis - Graphical

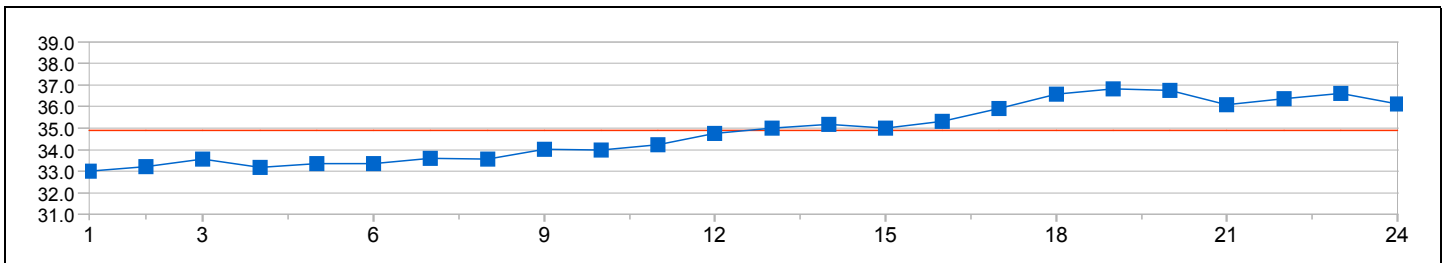
GHIOTTO Davide (1)
13:48.12

(ITA)
Average: 33.12
36.31 - 32.25 = 4.06



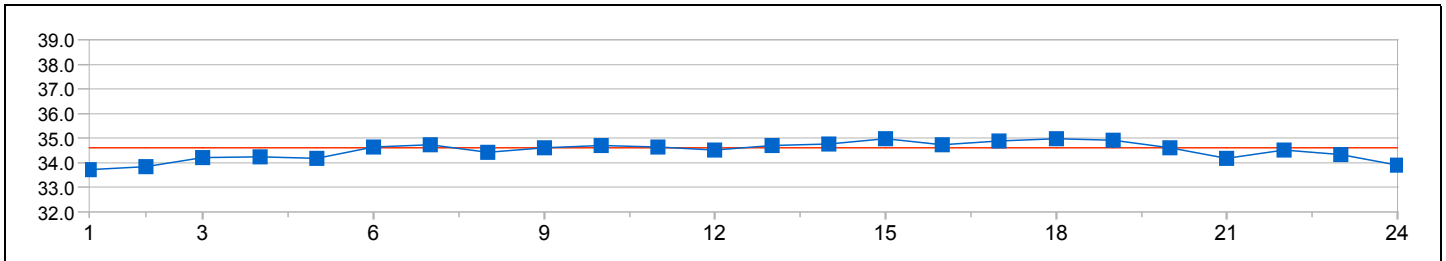
HEIDEGGER Linus (5)
14:32.72

(AUT)
Average: 34.91
37.15 - 32.99 = 4.16



OBAYASHI Masahito (2)
14:24.95

(JPN)
Average: 34.60
37.03 - 33.72 = 3.31





Ice and Climatic Conditions

As of SAT 4 FEB 2017

	Session 1	
	Start	End
Time	13:30	16:40
Pair Number	1	8
Air Temperature	-8.0°C / 18°F	-7.0°C / 19°F
Ice Temperature	-7.5°C / 19°F	-7.5°C / 19°F
Humidity	79 %	85 %
Air Pressure	1,029 hPa	1,029 hPa





Almaty 2017

28TH WINTER UNIVERSIADE



SPEED SKATING

Men's Team Pursuit



Ice and Climatic Conditions

As of SUN 5 FEB 2017

	Session 1	
	Start	End
Time	11:50	12:20
Heat Number	1	5
Air Temperature	-9.0°C / 16°F	-9.0°C / 16°F
Ice Temperature	-10.2°C / 14°F	-10.2°C / 14°F
Humidity	65 %	65 %
Air Pressure	1,033 hPa	1,033 hPa





Start List

WR	3:35.60	NED - Netherlands	16 NOV 2013	Salt Lake City (USA)
UR	3:47.25	ITA - Italy	23 JAN 2007	Torino (ITA)

TEAMS WITH SELECTED SKATERS

Heat	SP	AB	Team	SP	AB	Team
1	C		POL - POLAND	F		RUS - RUSSIAN FEDERATION
			1 BACHANEK Marcin			LOBAS Victor
			2 OSTASZEWSKI Michal			1 BOBYR Danila
			3 SUT Wojciech			2 SOLODUKHIN Ivan
						3 RAZORENOV Aleksandr
2	C		KAZ - KAZAKHSTAN	F		BLR - BELARUS
			PALKIN Stanislav			CHABAN Artsiom
			1 MEZENTSEV Fedor			1 GOLOVATSIUK Ignat
			2 MOROZOV Dmitriy			2 KAPUSTSIN Anton
			3 SERGIYENKO Artur			3 KIRPICHNIK Aliaksei
3	C		CHN - PEOPLE'S REPUBLIC OF CHINA	F		NED - NETHERLANDS
			ZHANG Hongqiang			COLJÉ Gerwin Pieter
			1 TUERSONGHAN Dasituer			1 GERRITSEN Olof
			2 WANG Shiwei			2 VREUGDENHIL Jacob Gerard
			3 ZHU Jiayao			3 LIGTENBERG Ronald Marinus
4	C		JPN - JAPAN	F		KOR - REPUBLIC OF KOREA
			OBAYASHI Masahito			KIM Dohyoung
			1 ICHINOHE Seitaro			1 LEE Jinyeong
			2 MIWA Junya			2 MOON Hyunwoong
			3 OGAWA Shohya			3 OH Hyunmin

Note:
The Arm band number will be pre-assigned for the entire Team Pursuit event, and will be retained throughout the competition.

Legend:

AB	Arm Band Number	C	Crossing straight	F	Finishing straight
SP	Starting position	UR	Universiade Record	WR	World Record





Almaty 2017
28th WINTER UNIVERSIADE

Medeu High-Mountain Ice
Rink

SUN 5 FEB 2017

Speed Skating

Men's Team Pursuit

Finals



Results

WR	3:35.60	NED - Netherlands	16 NOV 2013	Salt Lake City (USA)
UR	3:47.25	ITA - Italy	23 JAN 2007	Torino (ITA)

ISU Officials:	
Starter	FALK Rune Ake Arne (SWE)

Heat	Team	Time	Final Ranking	Note
FA	W KOR - REPUBLIC OF KOREA LEE Jinyeong MOON Hyunwoong OH Hyunmin	4:00.43	1	
	JPN - JAPAN ICHINOHE Seitaro MIWA Junya OGAWA Shohya	4:03.77	2	
FB	W NED - NETHERLANDS COLJÉ Gerwin Pieter GERRITSEN Olof LIGTENBERG Ronald Marinus VREUGDENHIL Jacob Gerard	4:04.56	3	
	CHN - PEOPLE'S REPUBLIC OF CHINA TUERSONGHAN Dasituer WANG Shiwei ZHU Jiayao	4:06.66	4	
FC	W KAZ - KAZAKHSTAN MEZENTSEV Fedor MOROZOV Dmitriy PALKIN Stanislav SERGIYENKO Artur	4:08.29	5	
	BLR - BELARUS GOLOVATSIUK Ignat KAPUSTSIN Anton KIRPICHNIK Aliaksei	4:15.69	6	
FD	W RUS - RUSSIAN FEDERATION BOBYR Danila LOBAS Victor RAZORENOV Aleksandr SOLODUKHIN Ivan	4:08.06	7	
	POL - POLAND BACHANEK Marcin OSTASZEWSKI Michal SUT Wojciech	4:20.73	8	

Note:
Please note that only one Universiade or World Record can be set in a single round, even if a pre-existing result is surpassed more than once in the same round.

Legend:					
FA	Final A (Gold medal heat)	FB	Final B (Bronze medal heat)	FC	Final C (5th - 6th ranking)
FD	Final D (7th - 8th ranking)	UR	Universiade Record	W	Winner indicator
WR	World Record				



FISU Partners



Distance Analysis in Heats

WR	3:35.60	NED - Netherlands	16 NOV 2013	Salt Lake City (USA)
UR	3:47.25	ITA - Italy	23 JAN 2007	Torino (ITA)
WR:				
UR:				
WR:				
UR:				
WR:				
UR:				

Heat	Start Position	Team								Time	Note	Final Ranking
		Split Time	½ Lap Time	Split Time	½ Lap Time	Split Time	½ Lap Time	Split Time	½ Lap Time			
FA C		JPN - JAPAN								4:03.77		2
		18.52	(18.52)	33.10	(14.58)	47.24	(14.14)	1:01.62	(14.38)	1:16.01	(14.39)	
		1:30.73	(14.72)	1:45.10	(14.37)	1:59.61	(14.51)	2:14.21	(14.60)	2:28.86	(14.65)	
		2:43.53	(14.67)	2:58.73	(15.20)	3:14.10	(15.37)	3:30.20	(16.10)	3:46.65	(16.45)	
		4:03.77	(17.12)									
F		KOR - REPUBLIC OF KOREA								4:00.43		1
		18.61	(18.61)	32.68	(14.07)	47.13	(14.45)	1:01.47	(14.34)	1:15.88	(14.41)	
		1:30.17	(14.29)	1:44.83	(14.66)	1:59.32	(14.49)	2:14.20	(14.88)	2:29.12	(14.92)	
		2:44.39	(15.27)	2:59.46	(15.07)	3:14.83	(15.37)	3:29.77	(14.94)	3:45.08	(15.31)	
		4:00.43	(15.35)									
FB C		CHN - PEOPLE'S REPUBLIC OF CHINA								4:06.66		4
		18.21	(18.21)	32.59	(14.38)	46.55	(13.96)	1:00.85	(14.30)	1:15.14	(14.29)	
		1:30.13	(14.99)	1:44.97	(14.84)	2:00.00	(15.03)	2:15.17	(15.17)	2:30.89	(15.72)	
		2:46.66	(15.77)	3:02.76	(16.10)	3:18.47	(15.71)	3:34.80	(16.33)	3:50.58	(15.78)	
		4:06.66	(16.08)									
F		NED - NETHERLANDS								4:04.56		3
		18.74	(18.74)	33.07	(14.33)	47.81	(14.74)	1:02.18	(14.37)	1:16.91	(14.73)	
		1:31.69	(14.78)	1:46.63	(14.94)	2:01.52	(14.89)	2:17.02	(15.50)	2:32.12	(15.10)	
		2:47.54	(15.42)	3:02.97	(15.43)	3:18.47	(15.50)	3:33.73	(15.26)	3:49.33	(15.60)	
		4:04.56	(15.23)									
FC C		KAZ - KAZAKHSTAN								4:08.29		5
		18.24	(18.24)	32.80	(14.56)	47.37	(14.57)	1:02.01	(14.64)	1:16.54	(14.53)	
		1:31.39	(14.85)	1:46.45	(15.06)	2:01.90	(15.45)	2:16.73	(14.83)	2:31.92	(15.19)	
		2:47.36	(15.44)	3:03.40	(16.04)	3:19.42	(16.02)	3:35.68	(16.26)	3:51.76	(16.08)	
		4:08.29	(16.53)									
F		BLR - BELARUS								4:15.69		6
		19.03	(19.03)	34.30	(15.27)	50.01	(15.71)	1:05.44	(15.43)	1:21.04	(15.60)	
		1:36.48	(15.44)	1:52.38	(15.90)	2:07.96	(15.58)	2:23.80	(15.84)	2:38.81	(15.01)	
		2:54.14	(15.33)	3:09.16	(15.02)	3:25.00	(15.84)	3:41.00	(16.00)	3:57.74	(16.74)	
		4:15.69	(17.95)									
FD C		POL - POLAND								4:20.73		8
		19.66	(19.66)	35.52	(15.86)	51.34	(15.82)	1:07.20	(15.86)	1:23.22	(16.02)	
		1:38.88	(15.66)	1:54.54	(15.66)	2:10.71	(16.17)	2:27.21	(16.50)	2:43.75	(16.54)	
		3:00.37	(16.62)	3:16.43	(16.06)	3:32.13	(15.70)	3:47.94	(15.81)	4:03.97	(16.03)	
		4:20.73	(16.76)									



Distance Analysis in Heats

Heat	Start Position	Team								Time	Note	Final Ranking
		Split Time	½ Lap Time	Split Time	½ Lap Time	Split Time	½ Lap Time	Split Time	½ Lap Time	Split Time	½ Lap Time	
F		RUS - RUSSIAN FEDERATION								4:08.06		7
		18.65	(18.65)	33.26	(14.61)	48.10	(14.84)	1:03.09	(14.99)	1:18.15	(15.06)	
		1:33.34	(15.19)	1:48.64	(15.30)	2:03.78	(15.14)	2:18.81	(15.03)	2:33.99	(15.18)	
		2:49.78	(15.79)	3:05.31	(15.53)	3:20.73	(15.42)	3:36.33	(15.60)	3:52.06	(15.73)	
		4:08.06	(16.00)									

Legend:					
*	Marks a record as of the time recorded, that was later surpassed				
=	Equal sign indicates that two or more teams share the same rank				
C	Crossing straight	F	Finishing straight	FA	Final A (Gold medal heat)
FB	Final B (Bronze medal heat)	FC	Final C (5th=6th ranking)	FD	Final D (7th=8th ranking)
UR	Universiade Record	WR	World Record		





Start List

REVISED
5 FEB 10:25

WR	3:35.60	NED - Netherlands	16 NOV 2013	Salt Lake City (USA)
UR	3:47.25	ITA - Italy	23 JAN 2007	Torino (ITA)

TEAMS WITH SELECTED SKATERS

Heat	SP	AB	Team	SP	AB	Team
1	C			F		CHN - PEOPLE'S REPUBLIC OF CHINA ZHANG Hongqiang 1 TUERSONGHAN Dasituer 2 WANG Shiwei 3 ZHU Jiayao
2	C		KOR - REPUBLIC OF KOREA KIM Dohyoung 1 LEE Jinyeong 2 MOON Hyunwoong 3 OH Hyunmin	F		JPN - JAPAN OBAYASHI Masahito 1 ICHINOHE Seitaro 2 MIWA Junya 3 OGAWA Shohya
3	C		POL - POLAND 1 BACHANEK Marcin 2 OSTASZEWSKI Michal 3 SUT Wojciech	F		KAZ - KAZAKHSTAN SERGIYENKO Artur 1 MEZENTSEV Fedor 2 MOROZOV Dmitriy 3 PALKIN Stanislav
4	C		BLR - BELARUS CHABAN Artsiom 1 GOLOVATSIUK Ignat 2 KAPUSTSIN Anton 3 KIRPICHNIK Aliaksei	F		USA - UNITED STATES OF AMERICA KOENIG Michael 1 HARTMAN Steven 2 MILLER Nathan 3 RONCHAK Kyle
5	C		RUS - RUSSIAN FEDERATION SOLODUKHIN Ivan 1 BOBYR Danila 2 LOBAS Victor 3 RAZORENOV Aleksandr	F		NED - NETHERLANDS GERRITSEN Olof 1 COLJÉ Gerwin Pieter 2 VREUGDENHIL Jacob Gerard 3 LIGTENBERG Ronald Marinus

Note:
The Arm band number will be pre-assigned for the entire Team Pursuit event, and will be retained throughout the competition.

AB	Arm Band Number	C	Crossing straight	F	Finishing straight
SP	Starting position	UR	Universiade Record	WR	World Record





Results

WR	3:35.60	NED - Netherlands	16 NOV 2013	Salt Lake City (USA)
UR	3:47.25	ITA - Italy	23 JAN 2007	Torino (ITA)

ISU Officials:	
Starter	FALK Rune Ake Arne (SWE)

Rank	Heat	Team	Time	Qualified	Note
1	H2	KOR - REPUBLIC OF KOREA KIM Dohyoung LEE Jinyeong MOON Hyunwoong OH Hyunmin	3:54.84	FA	
2	H2	JPN - JAPAN ICHINOHE Seitaro MIWA Junya OBAYASHI Masahito OGAWA Shohya	3:57.12	FA	
3		NED - NETHERLANDS COLJÉ Gerwin Pieter GERRITSEN Olof LIGTENBERG Ronald Marinus VREUGDENHIL Jacob Gerard	4:02.50	FB	
4	H1	CHN - PEOPLE'S REPUBLIC OF CHINA TUERSONGHAN Dasituer WANG Shiwei ZHANG Hongqiang ZHU Jiayao	4:03.63	FB	
5	H4	BLR - BELARUS CHABAN Artsiom GOLOVATSIUK Ignat KAPUSTSIN Anton KIRPICHNIK Aliaksei	4:06.82	FC	
6	H3	KAZ - KAZAKHSTAN MEZENTSEV Fedor MOROZOV Dmitriy PALKIN Stanislav SERGIYENKO Artur	4:07.06	FC	
7		RUS - RUSSIAN FEDERATION BOBYR Danila LOBAS Victor RAZORENOV Aleksandr SOLODUKHIN Ivan	4:08.18	FD	
8	H3	POL - POLAND BACHANEK Marcin OSTASZEWSKI Michal SUT Wojciech	4:12.62	FD	
9	H4	USA - UNITED STATES OF AMERICA HARTMAN Steven KOENIG Michael MILLER Nathan RONCHAK Kyle	4:21.78		



Results

Note:
The two fastest teams qualify for Final A and the next two fastest teams qualify for Final B and the next two fastest teams qualify for Final C and the next two fastest teams qualify for Final D.
Please note that only one Universiade or World Record can be set in a single round, even if a pre-existing result is surpassed more than once in the same round.

Legend:				
Fy	Qualified for Final y (y=A,B,C or D)	UR	Universiade Record	W Winner indicator
WR	World Record			





Almaty 2017
28th WINTER UNIVERSIADE

Medeu High-Mountain Ice Rink

SUN 5 FEB 2017

Speed Skating

Men's Team Pursuit



Distance Analysis in Heats

WR	3:35.60	NED - Netherlands	16 NOV 2013	Salt Lake City (USA)
UR	3:47.25	ITA - Italy	23 JAN 2007	Torino (ITA)
WR:				
UR:				
WR:				
UR:				
WR:				
UR:				

Heat	Start Position	Team								Time (Rank)		Note	Qualified
		Split Time	½ Lap Time	Split Time	½ Lap Time	Split Time	½ Lap Time	Split Time	½ Lap Time	Split Time	½ Lap Time	Split Time	½ Lap Time
1 F		CHN - PEOPLE'S REPUBLIC OF CHINA								4:03.63 (4)			FB
		18.29	(18.29)	32.27	(13.98)	46.38	(14.11)	1:00.19	(13.81)	1:14.27	(14.08)		(14.08)
		1:28.56	(14.29)	1:42.99	(14.43)	1:57.61	(14.62)	2:12.85	(15.24)	2:28.44	(15.59)		(15.59)
		2:44.27	(15.83)	2:59.86	(15.59)	3:15.65	(15.79)	3:31.63	(15.98)	3:47.66	(16.03)		(16.03)
2 C		KOR - REPUBLIC OF KOREA								3:54.84 (1)			FA
		18.19	(18.19)	32.26	(14.07)	46.32	(14.06)	1:00.23	(13.91)	1:14.04	(13.81)		(13.81)
		1:28.15	(14.11)	1:42.31	(14.16)	1:56.34	(14.03)	2:10.50	(14.16)	2:24.95	(14.45)		(14.45)
		2:39.62	(14.67)	2:54.71	(15.09)	3:09.68	(14.97)	3:24.61	(14.93)	3:39.58	(14.97)		(14.97)
F		JPN - JAPAN								3:57.12 (2)			FA
		17.72	(17.72)	31.39	(13.67)	45.37	(13.98)	59.90	(14.53)	1:14.19	(14.29)		(14.29)
		1:28.30	(14.11)	1:42.70	(14.40)	1:56.83	(14.13)	2:11.35	(14.52)	2:26.03	(14.68)		(14.68)
		2:41.11	(15.08)	2:56.34	(15.23)	3:11.27	(14.93)	3:26.27	(15.00)	3:41.78	(15.51)		(15.51)
3 C		POL - POLAND								4:12.62 (8)			FD
		18.88	(18.88)	33.83	(14.95)	48.38	(14.55)	1:03.48	(15.10)	1:18.83	(15.35)		(15.35)
		1:34.55	(15.72)	1:50.08	(15.53)	2:06.14	(16.06)	2:22.07	(15.93)	2:37.82	(15.75)		(15.75)
		2:53.69	(15.87)	3:09.23	(15.54)	3:24.64	(15.41)	3:40.50	(15.86)	3:56.64	(16.14)		(16.14)
F		KAZ - KAZAKHSTAN								4:07.06 (6)			FC
		18.08	(18.08)	32.00	(13.92)	46.17	(14.17)	1:00.61	(14.44)	1:15.31	(14.70)		(14.70)
		1:30.14	(14.83)	1:44.83	(14.69)	1:59.45	(14.62)	2:14.32	(14.87)	2:29.63	(15.31)		(15.31)
		2:45.48	(15.85)	3:01.50	(16.02)	3:17.85	(16.35)	3:34.23	(16.38)	3:50.98	(16.75)		(16.75)
4 C		BLR - BELARUS								4:06.82 (5)			FC
		17.72	(17.72)	31.69	(13.97)	45.80	(14.11)	1:00.08	(14.28)	1:14.53	(14.45)		(14.45)
		1:29.29	(14.76)	1:44.50	(15.21)	1:59.87	(15.37)	2:15.10	(15.23)	2:30.76	(15.66)		(15.66)
		2:46.26	(15.50)	3:02.30	(16.04)	3:18.28	(15.98)	3:34.66	(16.38)	3:50.63	(15.97)		(15.97)
F		USA - UNITED STATES OF AMERICA								4:21.78 (9)			
		19.48	(19.48)	34.19	(14.71)	49.09	(14.90)	1:04.12	(15.03)	1:19.51	(15.39)		(15.39)
		1:34.87	(15.36)	1:50.55	(15.68)	2:06.61	(16.06)	2:22.93	(16.32)	2:39.01	(16.08)		(16.08)
		2:55.72	(16.71)	3:12.28	(16.56)	3:29.36	(17.08)	3:46.60	(17.24)	4:04.21	(17.61)		(17.61)





Distance Analysis in Heats

Heat	Start Position	Team								Time (Rank)		Note	Qualified
		Split Time	½ Lap Time	Split Time	½ Lap Time	Split Time	½ Lap Time	Split Time	½ Lap Time	Split Time	½ Lap Time	Split Time	½ Lap Time
5 C		RUS - RUSSIAN FEDERATION								4:08.18 (7)			FD
		18.53	(18.53)	32.87	(14.34)	46.79	(13.92)	1:00.92	(14.13)	1:14.83	(13.91)		
		1:29.32	(14.49)	1:43.99	(14.67)	1:58.99	(15.00)	2:13.81	(14.82)	2:28.91	(15.10)		
		2:44.53	(15.62)	3:00.56	(16.03)	3:16.92	(16.36)	3:33.77	(16.85)	3:50.66	(16.89)		
		4:08.18	(17.52)										
F		NED - NETHERLANDS								4:02.50 (3)			FB
		18.52	(18.52)	32.77	(14.25)	47.22	(14.45)	1:01.32	(14.10)	1:15.66	(14.34)		
		1:30.35	(14.69)	1:45.14	(14.79)	1:59.96	(14.82)	2:15.08	(15.12)	2:30.01	(14.93)		
		2:45.05	(15.04)	3:00.26	(15.21)	3:15.48	(15.22)	3:30.76	(15.28)	3:46.62	(15.86)		
		4:02.50	(15.88)										

Legend:					
*	Marks a record as of the time recorded, that was later surpassed				
=	Equal sign indicates that two or more teams share the same rank				
C	Crossing straight	F	Finishing straight	FA	Final A (Gold medal heat)
FB	Final B (Bronze medal heat)	FC	Final C (5th=6th ranking)	FD	Final D (7th=8th ranking)
UR	Universiade Record	WR	World Record		





Almaty 2017

28TH WINTER UNIVERSIADE



SPEED SKATING

Men's Mass Start



Start List

Start Position	Helmet Number	Name	Country Code
1	1	OH Hyunmin	KOR
2	2	GHIOTTO Davide	ITA
3	3	RAZORENOV Aleksandr	RUS
4	4	OGAWA Shohya	JPN
5	5	HEIDEGGER Linus	AUT
6	6	KERSTEN Cornelius Giuseppe Gerardus	GBR
7	7	ICHINOHE Seitaro	JPN
8	8	GRUBEN Robin Nicolai Oppi	NOR
9	9	MEZENTSEV Fedor	KAZ
10	10	LEE Jinyeong	KOR
11	11	VREUGDENHIL Jacob Gerard	NED
12	12	BACHANEK Marcin	POL
13	13	TRENTINI Alessio	ITA
14	14	HAGER Armin	AUT
15	15	HUANG Ta-Yuan	TPE
16	16	MELINE Thomas	FRA



Results

ISU Officials:	
Starter	FALK Rune Ake Arne (SWE)

Rank	Helmet Number	Name	Country Code	Laps	S1	S2	S3	S4	Total	Time
1	7	ICHINOHE Seitaro	JPN	16			5	60	65	8:56.98
2	10	LEE Jinyeong	KOR	16				40	40	8:57.18
3	3	RAZORENOV Aleksandr	RUS	16				20	20	9:01.11
4	13	TRENTINI Alessio	ITA	16	5	5	3		13	9:11.11
5	16	MELINE Thomas	FRA	16	3	3			6	9:11.71
6	8	GRUBEN Robin Nicolai Oppi	NOR	16	1	1	1		3	9:09.39
7	1	OH Hyunmin	KOR	16						9:06.62
8	2	GHIOTTO Davide	ITA	16						9:06.65
9	4	OGAWA Shohya	JPN	16						9:11.38
10	5	HEIDEGGER Linus	AUT	16						9:13.93
11	14	HAGER Armin	AUT	16						9:16.42
12	11	VREUGDENHIL Jacob Gerard	NED	16						9:24.64
13	12	BACHANEK Marcin	POL	16						9:32.12
14	9	MEZENTSEV Fedor	KAZ	15						DNF
15	15	HUANG Ta-Yuan	TPE	15						DNF
16	6	KERSTEN Cornelius Giuseppe Gerardus	GBR	13						DNF

Legend:			
DNF	Did Not Finish	Sx	Sprint position (x=1-4)



Distance Analysis

Start Position	Helmet Number	Name					Country Code	Time		Note	Rank
	Split Time (Rank)	Split Time (Rank)	Split Time (Rank)	Split Time (Rank)	Split Time (Rank)	Split Time (Rank)	Split Time (Rank)	Split Time (Rank)			
1	1	OH Hyunmin					KOR	9:06.62			7
		1:04.40 (1)	1:51.95 (10)	2:28.08 (5)	2:59.87 (7)	3:33.03 (11)	4:04.03 (12)	4:36.94 (9)	5:07.53 (7)		
		5:36.14 (10)	6:05.32 (10)	6:42.62 (11)	7:13.99 (8)	7:41.33 (8)	8:09.26 (8)	8:38.60 (6)	9:06.62 (4)		
2	2	GHIOTTO Davide					ITA	9:06.65			8
		1:04.56 (2)	1:51.60 (7)	2:28.20 (6)	2:59.63 (5)	3:32.45 (6)	4:03.54 (7)	4:36.84 (8)	5:08.27 (13)		
		5:35.37 (7)	6:05.11 (8)	6:42.50 (8)	7:13.68 (7)	7:41.20 (7)	8:09.16 (7)	8:38.45 (5)	9:06.65 (5)		
3	3	RAZORENOV Aleksandr					RUS	9:01.11			3
		1:04.81 (4)	1:50.43 (4)	2:22.06 (4)	2:53.95 (4)	3:27.94 (4)	4:00.69 (5)	4:30.45 (5)	4:59.79 (6)		
		5:29.40 (4)	5:59.46 (4)	6:29.91 (5)	7:01.15 (5)	7:30.55 (3)	8:00.03 (3)	8:30.41 (3)	9:01.11 (3)		
4	4	OGAWA Shohya					JPN	9:11.38			9
		1:05.41 (10)	1:52.13 (12)	2:28.91 (13)	3:00.58 (13)	3:33.24 (13)	4:04.25 (14)	4:37.16 (11)	5:07.62 (8)		
		5:36.45 (11)	6:05.43 (11)	6:42.71 (12)	7:15.21 (11)	7:42.91 (11)	8:12.33 (11)	8:42.04 (9)	9:11.38 (8)		
5	5	HEIDEGGER Linus					AUT	9:13.93			10
		1:05.58 (11)	1:51.48 (6)	2:28.32 (7)	2:59.77 (6)	3:32.56 (7)	4:03.75 (9)	4:36.73 (7)	5:08.16 (12)		
		5:35.58 (9)	6:05.01 (7)	6:42.02 (7)	7:14.56 (9)	7:42.62 (10)	8:12.25 (10)	8:42.46 (10)	9:13.93 (10)		
6	6	KERSTEN Cornelius Giuseppe Gerardus					GBR			DNF	16
		1:04.94 (5)	1:51.72 (8)	2:28.39 (8)	2:59.96 (8)	3:32.65 (8)	4:04.01 (11)	4:37.30 (15)	5:08.50 (15)		
		5:38.82 (16)	6:10.26 (16)	6:45.49 (16)	7:22.18 (16)	7:59.88 (16)					
7	7	ICHINOHE Seitaro					JPN	8:56.98			1
		1:04.69 (3)	1:51.37 (5)	2:28.82 (12)	3:00.46 (12)	3:31.82 (5)	4:00.27 (4)	4:30.21 (4)	4:59.15 (4)		
		5:29.55 (5)	5:59.51 (5)	6:29.80 (4)	7:00.70 (1)	7:29.03 (1)	7:58.23 (1)	8:29.59 (2)	8:56.98 (1)		
8	8	GRUBEN Robin Nicolai Oppi					NOR	9:09.39			6
		1:05.27 (9)	1:39.43 (1)	2:10.80 (2)	2:41.92 (3)	3:13.87 (3)	3:46.71 (3)	4:19.66 (3)	4:51.09 (3)		
		5:23.25 (1)	5:56.73 (1)	6:28.87 (1)	7:00.96 (3)	7:33.23 (4)	8:05.58 (5)	8:38.31 (4)	9:09.39 (6)		
9	9	MEZENTSEV Fedor					KAZ			DNF	14
		1:05.05 (6)	1:52.22 (13)	2:28.62 (10)	3:00.17 (10)	3:33.13 (12)	4:04.14 (13)	4:37.03 (10)	5:08.36 (14)		
		5:35.48 (8)	6:05.21 (9)	6:42.59 (10)	7:15.52 (14)	7:48.66 (14)	8:22.70 (14)	8:59.61 (15)			
10	10	LEE Jinyeong					KOR	8:57.18			2
		1:05.73 (12)	1:52.43 (15)	2:29.15 (15)	3:00.73 (15)	3:33.35 (15)	4:02.74 (6)	4:30.86 (6)	4:59.70 (5)		
		5:29.67 (6)	5:59.78 (6)	6:30.12 (6)	7:01.03 (4)	7:29.61 (2)	7:58.51 (2)	8:29.25 (1)	8:57.18 (2)		
11	11	VREUGDENHIL Jacob Gerard					NED	9:24.64			12
		1:05.16 (7)	1:52.06 (11)	2:28.71 (11)	3:00.34 (11)	3:32.94 (10)	4:03.92 (10)	4:37.17 (13)	5:07.81 (10)		
		5:38.11 (14)	6:07.74 (14)	6:42.87 (14)	7:15.47 (13)	7:46.18 (12)	8:19.24 (13)	8:51.55 (12)	9:24.64 (12)		
12	12	BACHANEK Marcin					POL	9:32.12			13
		1:05.84 (13)	1:51.83 (9)	2:28.49 (9)	3:00.06 (9)	3:32.78 (9)	4:03.64 (8)	4:37.16 (12)	5:08.06 (11)		
		5:38.17 (15)	6:08.29 (15)	6:42.94 (15)	7:15.42 (12)	7:46.29 (13)	8:19.13 (12)	8:52.61 (13)	9:32.12 (13)		
13	13	TRENTINI Alessio					ITA	9:11.11			4
		1:05.26 (8)	1:39.53 (2)	2:10.78 (1)	2:39.13 (1)	3:11.31 (1)	3:46.60 (2)	4:19.55 (2)	4:50.36 (1)		
		5:23.82 (3)	5:56.98 (3)	6:29.14 (3)	7:00.84 (2)	7:33.77 (6)	8:06.02 (6)	8:38.98 (8)	9:11.11 (7)		



Distance Analysis

Start Position	Helmet Number	Name						Country Code	Time		Note	Rank
	Split Time (Rank)	Split Time (Rank)	Split Time (Rank)	Split Time (Rank)	Split Time (Rank)	Split Time (Rank)	Split Time (Rank)	Split Time (Rank)				
14	14	HAGER Armin						AUT	9:16.42			11
		1:05.96 (14)	1:52.32 (14)	2:29.03 (14)	3:00.67 (14)	3:33.31 (14)	4:04.39 (15)	4:37.28 (14)	5:07.71 (9)			
		5:36.63 (13)	6:05.56 (12)	6:42.81 (13)	7:14.66 (10)	7:41.87 (9)	8:11.00 (9)	8:42.66 (11)	9:16.42 (11)			
15	15	HUANG Ta-Yuan						TPE			DNF	15
		1:06.11 (15)	1:52.56 (16)	2:29.32 (16)	3:00.86 (16)	3:33.67 (16)	4:04.58 (16)	4:37.44 (16)	5:08.67 (16)			
		5:36.48 (12)	6:06.16 (13)	6:42.59 (9)	7:16.54 (15)	7:49.23 (15)	8:24.14 (15)	8:58.97 (14)				
16	16	MELINE Thomas						FRA	9:11.71			5
		1:06.26 (16)	1:40.05 (3)	2:10.96 (3)	2:41.13 (2)	3:12.05 (2)	3:46.49 (1)	4:19.45 (1)	4:50.89 (2)			
		5:23.71 (2)	5:56.88 (2)	6:29.03 (2)	7:01.16 (6)	7:33.39 (5)	8:05.47 (4)	8:38.97 (7)	9:11.71 (9)			

Legend:

DNF Did Not Finish





Start List

Start Position	Helmet Number	Name	Country Code
----------------	---------------	------	--------------

Semifinal 1

1	1	MEZENTSEV Fedor	KAZ
2	2	HARTMAN Steven	USA
3	3	HEIDEGGER Linus	AUT
4	4	OH Hyunmin	KOR
5	5	VAN OOSTEN Martijn Renier	NED
6	6	OGAWA Shohya	JPN
7	7	TRENTINI Alessio	ITA
8	8	WANG Shiwei	CHN
9	9	MELINE Thomas	FRA
10	10	BACHANEK Marcin	POL
11	11	KIRPICHNIK Aliaksei	BLR
12	12	KALJUVEE Kaspar	EST
13	13	GRUBEN Robin Nicolai Oppi	NOR
14	14	STAROSTIN Mikhail	RUS

Semifinal 2

1	1	HAGER Armin	AUT
2	2	LEE Jinyeong	KOR
3	3	HUANG Ta-Yuan	TPE
4	4	ICHINOHE Seitaro	JPN
5	5	RAZORENOV Aleksandr	RUS
6	6	DAHLE Magnus	NOR
7	7	ZHU Jiayao	CHN
8	8	KAPUSTSIN Anton	BLR
9	9	VREUGDENHIL Jacob Gerard	NED
10	10	GHIOTTO Davide	ITA
11	11	KERSTEN Cornelius Giuseppe Gerardus	GBR
12	12	ANDREYEV Fedor	KAZ
13	13	LUIK Aleks	EST
14	14	PALKA Szymon Edward	POL
15	15	MILLER Nathan	USA

Note:
The qualify for Final.



Results

ISU Officials:	
Starter	FALK Rune Ake Arne (SWE)

Rank	Helmet Number	Name	Country Code	Laps	S1	S2	S3	S4	Total	Time	
1	4	OH Hyunmin	KOR	16			5	60	65	9:22.05	Q
2	6	OGAWA Shohya	JPN	16			3	40	43	9:22.35	Q
3	3	HEIDEGGER Linus	AUT	16	1		1	20	22	9:23.55	Q
4	13	GRUBEN Robin Nicolai Oppi	NOR	16	5	1			6	9:48.02	Q
5	1	MEZENTSEV Fedor	KAZ	16		5			5	9:31.33	Q
6	10	BACHANEK Marcin	POL	16		3			3	9:28.66	Q
7	7	TRENTINI Alessio	ITA	16	3				3	9:29.14	Q
8	9	MELINE Thomas	FRA	16						9:24.62	Q
9	14	STAROSTIN Mikhail	RUS	16						9:25.49	
10	5	VAN OOSTEN Martijn Renier	NED	16						9:27.58	
11	11	KIRPICHNIK Aliaksei	BLR	16						9:27.96	
12	12	KALJUVEE Kaspar	EST	16						9:29.85	
13	2	HARTMAN Steven	USA	16						9:41.36	
	8	WANG Shiwei	CHN	7							DNF

Note:
If two or more skaters obtained the same points, the ties will be broken by time.

Legend:
DNF Did Not Finish **Q** Qualified for the Final **Sx** Sprint position (x=1-4)



Almaty 2017
28th WINTER UNIVERSIADE

Medeu High-Mountain Ice
Rink

MON 6 FEB 2017

Speed Skating

Men's Mass Start

Semifinal 1



Distance Analysis

Start Position	Helmet Number	Name					Country Code	Time		Note	Rank
	Split Time (Rank)	Split Time (Rank)	Split Time (Rank)	Split Time (Rank)	Split Time (Rank)	Split Time (Rank)	Split Time (Rank)	Split Time (Rank)			
1	9	MEZENTSEV Fedor					KAZ	9:31.33			5
		1:25.32 (3)	2:01.88 (7)	2:39.30 (11)	3:10.65 (8)	3:37.82 (7)	4:13.16 (2)	4:43.87 (2)	5:09.83 (1)		
		5:47.03 (1)	6:19.33 (12)	6:49.35 (12)	7:20.92 (12)	7:53.45 (12)	8:26.99 (12)	8:58.80 (11)	9:31.33 (11)		
2	2	HARTMAN Steven					USA	9:41.36			13
		1:25.60 (7)	2:01.75 (5)	2:39.13 (7)	3:10.86 (11)	3:38.49 (13)	4:13.29 (3)	4:45.67 (8)	5:15.94 (12)		
		5:47.43 (3)	6:16.02 (1)	6:47.34 (8)	7:19.74 (11)	7:53.25 (10)	8:26.61 (11)	9:00.84 (12)	9:41.36 (12)		
3	5	HEIDEGGER Linus					AUT	9:23.55			3
		1:25.46 (6)	2:02.11 (9)	2:39.15 (9)	3:07.56 (3)	3:37.33 (3)	4:13.46 (6)	4:45.63 (6)	5:15.46 (7)		
		5:48.04 (9)	6:16.43 (5)	6:44.64 (3)	7:12.29 (3)	7:45.48 (1)	8:21.19 (3)	8:53.02 (2)	9:23.55 (3)		
4	1	OH Hyunmin					KOR	9:22.05			1
		1:25.80 (10)	2:01.95 (8)	2:39.27 (10)	3:10.19 (7)	3:37.91 (9)	4:13.85 (13)	4:46.05 (13)	5:15.18 (5)		
		5:47.79 (5)	6:16.16 (2)	6:44.42 (2)	7:11.27 (1)	7:46.73 (3)	8:21.30 (4)	8:53.10 (3)	9:22.05 (1)		
5	5	VAN OOSTEN Martijn Renier					NED	9:27.58			10
		1:25.41 (5)	2:01.66 (4)	2:39.00 (5)	3:09.64 (5)	3:37.81 (6)	4:13.60 (9)	4:45.28 (5)	5:15.36 (6)		
		5:47.92 (7)	6:16.41 (4)	6:44.97 (4)	7:17.80 (7)	7:52.98 (7)	8:24.78 (7)	8:56.09 (7)	9:27.58 (6)		
6	4	OGAWA Shohya					JPN	9:22.35			2
		1:25.22 (1)	2:01.56 (3)	2:38.88 (2)	3:08.16 (4)	3:37.24 (2)	4:13.52 (7)	4:45.97 (12)	5:15.59 (8)		
		5:47.84 (6)	6:16.20 (3)	6:44.30 (1)	7:12.20 (2)	7:46.59 (2)	8:21.10 (2)	8:53.20 (4)	9:22.35 (2)		
7	13	TRENTINI Alessio					ITA	9:29.14			7
		1:25.62 (8)	2:01.80 (6)	2:39.13 (8)	3:07.36 (2)	3:37.54 (4)	4:13.58 (8)	4:45.71 (9)	5:15.74 (10)		
		5:48.09 (10)	6:17.99 (8)	6:47.79 (9)	7:17.56 (5)	7:53.07 (8)	8:26.29 (9)	8:58.20 (9)	9:29.14 (9)		
8	8	WANG Shiwei					CHN			DNF	
		1:25.99 (12)	2:02.45 (12)	2:39.03 (6)	3:11.02 (13)	3:38.09 (11)	4:13.70 (11)	4:45.65 (7)			
9	16	MELINE Thomas					FRA	9:24.62			8
		1:26.33 (14)	2:02.79 (14)	2:39.73 (14)	3:11.27 (14)	3:38.61 (14)	4:13.87 (14)	4:46.29 (14)	5:16.09 (13)		
		5:48.44 (13)	6:18.10 (9)	6:46.82 (6)	7:16.82 (4)	7:47.70 (4)	8:19.62 (1)	8:51.94 (1)	9:24.62 (4)		
10	12	BACHANEK Marcin					POL	9:28.66			6
		1:25.74 (9)	2:02.22 (10)	2:38.94 (4)	3:09.68 (6)	3:37.65 (5)	4:13.32 (4)	4:44.00 (3)	5:10.08 (2)		
		5:47.13 (2)	6:18.82 (10)	6:48.70 (11)	7:19.12 (9)	7:53.13 (9)	8:26.14 (8)	8:58.03 (8)	9:28.66 (8)		
11	11	KIRPICHNIK Aliaksei					BLR	9:27.96			11
		1:26.00 (13)	2:02.54 (13)	2:39.44 (12)	3:10.72 (9)	3:37.88 (8)	4:13.40 (5)	4:44.92 (4)	5:14.17 (4)		
		5:47.63 (4)	6:18.92 (11)	6:48.55 (10)	7:18.89 (8)	7:51.47 (5)	8:24.32 (5)	8:55.63 (6)	9:27.96 (7)		
12	12	KALJUVEE Kaspar					EST	9:29.85			12
		1:25.27 (2)	2:01.46 (2)	2:38.91 (3)	3:10.96 (12)	3:38.21 (12)	4:13.73 (12)	4:45.79 (11)	5:15.84 (11)		
		5:48.25 (12)	6:17.38 (6)	6:47.22 (7)	7:19.63 (10)	7:53.39 (11)	8:26.47 (10)	8:58.36 (10)	9:29.85 (10)		
13	8	GRUBEN Robin Nicolai Oppi					NOR	9:48.02			4
		1:25.41 (4)	1:58.66 (1)	2:27.79 (1)	2:57.23 (1)	3:33.99 (1)	4:07.43 (1)	4:40.21 (1)	5:12.04 (3)		
		5:48.19 (11)	6:20.89 (13)	6:53.79 (13)	7:27.70 (13)	8:02.10 (13)	8:36.28 (13)	9:10.44 (13)	9:48.02 (13)		
14	14	STAROSTIN Mikhail					RUS	9:25.49			9
		1:25.86 (11)	2:02.32 (11)	2:39.55 (13)	3:10.86 (10)	3:37.96 (10)	4:13.69 (10)	4:45.78 (10)	5:15.60 (9)		
		5:47.95 (8)	6:17.44 (7)	6:46.29 (5)	7:17.56 (6)	7:52.08 (6)	8:24.43 (6)	8:54.69 (5)	9:25.49 (5)		





Distance Analysis

Legend:
DNF Did Not Finish





Results

ISU Officials:	
Starter	FALK Rune Ake Arne (SWE)

Rank	Helmet Number	Name	Country Code	Laps	S1	S2	S3	S4	Total	Time	
1	10	GHIOTTO Davide	ITA	16			5	60	65	8:33.26	Q
2	5	RAZORENOV Aleksandr	RUS	16		3		40	43	8:39.31	Q
3	11	KERSTEN Cornelius Giuseppe Gerardus	GBR	16		1		20	21	8:39.92	Q
4	4	ICHINOHE Seitaro	JPN	16		5	3		8	8:42.02	Q
5	2	LEE Jinyeong	KOR	16	5		1		6	8:42.35	Q
6	9	VREUGDENHIL Jacob Gerard	NED	16	3				3	8:43.84	Q
7	1	HAGER Armin	AUT	16	1				1	8:48.33	Q
8	3	HUANG Ta-Yuan	TPE	16						8:40.22	Q
9	7	ZHU Jiayao	CHN	16						8:40.32	
10	14	PALKA Szymon Edward	POL	16						8:43.38	
11	12	ANDREYEV Fedor	KAZ	16						8:43.49	
12	8	KAPUSTSIN Anton	BLR	16						8:43.73	
13	15	MILLER Nathan	USA	16						8:44.24	
14	13	LUIK Aleks	EST	16						8:54.87	
15	6	DAHLE Magnus	NOR	16						9:08.91	

Legend:			
Q	Qualified for the Final	Sx	Sprint position (x=1-4)



Distance Analysis

Start Position	Helmet Number	Name					Country Code	Time		Note	Rank
		Split Time (Rank)	Split Time (Rank)	Split Time (Rank)	Split Time (Rank)	Split Time (Rank)		Split Time (Rank)	Split Time (Rank)		
1	14	HAGER Armin					AUT	8:48.33			7
		38.44 (1)	1:18.06 (14)	1:51.01 (1)	2:17.62 (3)	2:49.44 (8)	3:19.86 (8)	3:52.87 (8)	4:25.35 (8)		
		4:57.78 (7)	5:31.41 (8)	6:04.05 (7)	6:37.45 (6)	7:14.46 (7)	7:44.55 (9)	8:15.04 (12)	8:48.33 (13)		
2	10	LEE Jinyeong					KOR	8:42.35			5
		38.89 (6)	1:17.82 (9)	1:51.20 (2)	2:16.47 (1)	2:48.95 (6)	3:16.89 (5)	3:45.17 (5)	4:14.73 (5)		
		4:46.96 (5)	5:20.05 (5)	5:54.03 (5)	6:24.22 (3)	7:01.11 (5)	7:36.08 (5)	8:11.07 (4)	8:42.35 (7)		
3	15	HUANG Ta-Yuan					TPE	8:40.22			8
		39.06 (8)	1:18.28 (15)	1:53.73 (14)	2:21.35 (14)	2:49.97 (10)	3:20.09 (10)	3:52.97 (9)	4:25.44 (9)		
		4:57.84 (9)	5:31.50 (9)	6:04.13 (8)	6:37.52 (7)	7:14.69 (10)	7:44.63 (10)	8:13.74 (8)	8:40.22 (4)		
4	7	ICHINOHE Seitaro					JPN	8:42.02			4
		39.61 (13)	1:17.75 (7)	1:53.32 (12)	2:20.47 (8)	2:48.30 (3)	3:15.98 (3)	3:44.15 (2)	4:10.95 (1)		
		4:45.85 (4)	5:19.81 (4)	5:53.65 (2)	6:23.96 (2)	7:00.89 (4)	7:35.89 (4)	8:11.09 (5)	8:42.02 (6)		
5	3	RAZORENOV Aleksandr					RUS	8:39.31			2
		38.97 (7)	1:17.93 (11)	1:52.51 (9)	2:19.55 (5)	2:47.08 (2)	3:15.66 (1)	3:44.24 (3)	4:11.54 (2)		
		4:45.07 (3)	5:19.65 (3)	5:53.73 (3)	6:25.59 (4)	6:59.34 (3)	7:34.84 (2)	8:08.51 (3)	8:39.31 (2)		
6	6	DAHLE Magnus					NOR	9:08.91			15
		39.62 (14)	1:17.99 (13)	1:51.40 (4)	2:20.94 (10)	2:50.44 (12)	3:20.44 (13)	3:53.43 (13)	4:25.93 (13)		
		4:58.15 (13)	5:31.90 (12)	6:04.81 (12)	6:38.29 (14)	7:15.28 (14)	7:48.93 (15)	8:30.37 (15)	9:08.91 (15)		
7	7	ZHU Jiayao					CHN	8:40.32			9
		38.53 (2)	1:17.33 (1)	1:54.92 (15)	2:25.17 (15)	2:54.60 (15)	3:24.93 (15)	3:55.68 (15)	4:26.35 (14)		
		4:58.26 (14)	5:31.95 (13)	6:04.83 (13)	6:37.67 (9)	7:14.58 (9)	7:43.53 (6)	8:11.78 (6)	8:40.32 (5)		
8	8	KAPUSTSIN Anton					BLR	8:43.73			12
		39.17 (10)	1:17.90 (10)	1:53.01 (11)	2:21.04 (11)	2:50.55 (13)	3:20.18 (11)	3:53.07 (10)	4:25.54 (10)		
		4:57.96 (10)	5:31.63 (10)	6:04.21 (9)	6:37.70 (10)	7:14.89 (12)	7:44.83 (12)	8:14.59 (10)	8:43.73 (10)		
9	11	VREUGDENHIL Jacob Gerard					NED	8:43.84			6
		38.72 (4)	1:17.56 (3)	1:51.39 (3)	2:16.55 (2)	2:49.29 (7)	3:19.51 (6)	3:52.42 (6)	4:25.06 (6)		
		4:58.15 (12)	5:31.98 (14)	6:04.83 (13)	6:37.94 (12)	7:14.30 (6)	7:44.37 (8)	8:14.96 (11)	8:43.84 (11)		
10	2	GHIOTTO Davide					ITA	8:33.26			1
		38.62 (3)	1:17.44 (2)	1:52.14 (6)	2:19.30 (4)	2:46.99 (1)	3:15.78 (2)	3:44.04 (1)	4:12.07 (4)		
		4:42.11 (1)	5:12.74 (1)	5:44.35 (1)	6:16.77 (1)	6:49.55 (1)	7:22.19 (1)	7:55.68 (1)	8:33.26 (1)		
11	6	KERSTEN Cornelius Giuseppe Gerardus					GBR	8:39.92			3
		38.82 (5)	1:17.65 (5)	1:52.33 (8)	2:19.67 (7)	2:48.37 (4)	3:16.07 (4)	3:44.35 (4)	4:11.86 (3)		
		4:44.94 (2)	5:19.53 (2)	5:53.83 (4)	6:25.68 (5)	6:59.24 (2)	7:34.91 (3)	8:08.41 (2)	8:39.92 (3)		
12	12	ANDREYEV Fedor					KAZ	8:43.49			11
		39.09 (9)	1:17.59 (4)	1:52.25 (7)	2:19.60 (6)	2:48.81 (5)	3:19.77 (7)	3:52.78 (7)	4:25.23 (7)		
		4:57.63 (6)	5:31.29 (7)	6:03.89 (6)	6:37.63 (8)	7:14.51 (8)	7:43.88 (7)	8:12.60 (7)	8:43.49 (9)		
13	13	LUIK Aleks					EST	8:54.87			14
		39.76 (15)	1:17.71 (6)	1:52.90 (10)	2:20.71 (9)	2:49.60 (9)	3:20.64 (14)	3:53.58 (14)	4:26.50 (15)		
		4:58.72 (15)	5:32.20 (15)	6:06.24 (15)	6:40.11 (15)	7:15.41 (15)	7:47.56 (14)	8:20.96 (14)	8:54.87 (14)		



Distance Analysis

Start Position	Helmet Number	Name					Country Code	Time		Note	Rank
	Split Time (Rank)	Split Time (Rank)	Split Time (Rank)	Split Time (Rank)	Split Time (Rank)	Split Time (Rank)	Split Time (Rank)	Split Time (Rank)			
14	14	PALKA Szymon Edward					POL	8:43.38			10
		39.31 (11)	1:17.94 (12)	1:53.51 (13)	2:21.24 (12)	2:50.65 (14)	3:20.29 (12)	3:53.32 (12)	4:25.74 (12)		
		4:58.05 (11)	5:31.74 (11)	6:04.34 (10)	6:37.82 (11)	7:14.81 (11)	7:44.75 (11)	8:14.47 (9)	8:43.38 (8)		
15	15	MILLER Nathan					USA	8:44.24			13
		39.36 (12)	1:17.81 (8)	1:52.12 (5)	2:21.30 (13)	2:50.30 (11)	3:19.97 (9)	3:53.22 (11)	4:25.63 (11)		
		4:57.83 (8)	5:31.27 (6)	6:04.56 (11)	6:38.18 (13)	7:14.95 (13)	7:45.38 (13)	8:15.13 (13)	8:44.24 (12)		